

Schedule of Classes Spring 2010



UCLA

What's New?

USIE Spring Seminars

Course Listings

Undergraduate Student Initiated Education (USIE) is an innovative program designed to provide a select group of juniors and seniors in the College of Letters and Science with the opportunity to develop and facilitate, under close faculty supervision, a lower division seminar for their peers. The application and selection period is during Fall Quarter. During Winter Quarter, facilitators work closely with their faculty sponsors through a two-unit independent study focused on the content area of their proposed course, and participate in a two-unit pedagogy seminar with other student facilitators. Through these studies, student facilitators develop for review and approval a formal syllabus for their spring seminars.

Mentorship with faculty sponsors continues during the Spring Quarter as students conduct their seminars.

The student-facilitated spring seminars are 1-unit and graded on a Passed/Not Passed basis. They are offered under the 88S course number series. The following seminars are scheduled for Spring Quarter. Enrollment for the seminars is through URSA and is expected to open in late March. Each seminar is capped at no more than 20 students. Students can enroll in a USIE seminar only twice in their undergraduate careers.

Note: Units earned in USIE seminars do not count toward the College's 216 maximum unit limit. Units do count toward Minimum Progress and Expected Cumulative Progress.

USIE Seminar	Title	Student Facilitator	Faculty Mentor
Anthropology 88SA	Brain, Mind, and Human Experience	Raymond Beyda	Dario Nardi
Anthropology 88SB	Artificial Intelligence: Here, Now, and all around Us	Amy Huang	Dario Nardi
Communication Studies 88SA	Spin Zone: Cable News in Contemporary America	Gon Cappel	Tim Groeling
Communication Studies 88SB	Interesting Times: Survival Strategies for Journalism in Digital Age	Corinne Crockett	Tim Groeling
English 88S	A Rose by Any Other Name: Representing Wars of the Roses through Literature	Anna Wylie	A.R. Braunmuller
History 88S	Plowshares into Swords: History of Military-Industrial Complex	Faris Alikhan	Mary Yeager
Institute of the Environment 88SA	Putting your Money where your Mouth Is: Examining Food Systems in America	Neha Bazaj	Matthew Kahn
Institute of the Environment 88SB	Environmental Non-Profits: Making a Difference	Isis Krause	Carl Maida
Molecular, Cell, and Developmental Biology 88S	Relevance of Science to our Society	Rameen Moridzadeh	Karen Lyons
Political Science 88SA	Videogaming World War II: Experiencing Power Politics and Theory of Tri-Polarity	Einar Engvig	Michael Lofchie
Political Science 88SB	State and Private Sector: Clash or Alliance?	Justin Lam	Brian Walker
Psychology 88SA	L.A. Schools: an Inside Look	Lauren Camarillo	Jim Stigler
Psychology 88SB	Psychology of Investing	Alexandra Davis	Richard Marken
Psychology 88SC	Psychology of Child Play	Nancy Young	Scott Johnson
Sociology 88S	Sociology of Facebook and Online Social Networks	Eric Kim	Terri Anderson

Contents

What's New?	2	Student Technology Center	28
Calendar	4-5	UCLA Homepage	28
Registration	6	UCLA Library Electronic Resources	29
Student Responsibilities	6	Student Services	30
Declaring Nonattendance	6	Registrar's Office Services	30
Fee Disclaimer	6	Establishing Residence for Tuition Purposes	
Fee Descriptions	6	Name Change	
Paying Fees	6	Official Transcripts	
Registration Confirmation		Veterans Affairs	
Student Health Insurance Plan		Other Student Services	31
Nonresident Tuition Exemptions	7	Ashe Student Health and Wellness Center	
Reduced Fee Programs	7	BruinCard	
Undergraduates		Bruin Resource Center	
Graduate Students		Career Center	
University Employees		Center for Student Programming	
Late Payment	7	Cultural and Recreational Affairs	
Fee Waiver Requests	7	Dean of Students	
Holds		Disabilities and Computing Program	
Refunds and Reductions	8	Housing Services	
Cancellation of Registration		International Student Services	
Schedule of Refunds		Lesbian Gay Bisexual Transgender Campus Resource Ctr	
Withdrawal		Libraries	
Graduate Students		Mental Health Services	
Spring 2010 Fee Charts	9-11	Office for Students with Disabilities	
Miscellaneous Fees	12-13	Office of Ombuds Services	
Course Materials and Services Fees	13	Parking and Commuter Services	
Billing	14	Student Legal Services	
Fee Disclaimer	14	UCLA Store: Textbooks and Course Materials	
BAR Accounts and Charges	14	Registrar's Services Directory	35
Methods of Payment	14	Student Services Directory	36
eBill		Student Services Map	37
In-Person Payment		Academic Policies	38
Returned Check Policy		Admission Policies	38
BruinDirect		Undergraduate Readmission	
Financial Aid Distribution		Graduate Registration and Readmission	
Medical Insurance Waivers	14	Degree Policies	39
Financial Support	15	Class Levels	41
Financial Aid Office	15	Civic Engagement Opportunities	42
Loan Services Office	16	Center for Community Learning	
Graduate Student Support Office	17	Quarter in Washington, DC	
Educational Tax Benefits	17	Collegium of University Teaching Fellows Seminars	43
Sponsored Student Information	18	Intercampus Course Offerings	44
Enrollment	19	Distance Learning at UCLA	
Enrolling in Classes	19	Distance Learning for Less Commonly Taught Languages	
Hepatitis B Vaccine Requirement		Writing II Courses	46
URSA Enrollment	19	Academic Counseling	49
Enrollment Appointments	19	College Academic Counseling	
Study List Limits	20	Academic Counseling Directory	
Wait Lists	20	Official Notices	57
Enrollment in Restricted Classes	20	Auditing Classes	57
Enforced Requisites	20	Cell Phone and Pager Policy	57
Impacted Courses	20	Class Attendance	57
Enrollment in Contract Courses	20	Class Notes	57
Official Study Lists	21	Disclosure of Student Records	57
Study List Changes on URSA	21	Emergencies	58
Undergraduate Study List Changes	21	Examination Policies	58
Graduate Study List Changes	22	Harassment	59
Late Study Lists	22	Nondiscrimination	60
Drop Procedures	22	Official Publications	60
Changing Grading Basis	23	Plagiarism and Student Copyright	60
Special Programs Enrollment	24	Sexual Assault and Sexual Misconduct	61
Concurrent Enrollment		Student Conduct Policies	61
Intercampus Visitor Program		Class Listings	64
Simultaneous UC Enrollment		Course Listing Format	64
Spring 2010 URSA Enrollment Appointments	25	Schedule Format at a Glance	64
URSA	26	University Buildings	66
UCLA Online	27	Spring 2010 Final Examinations	67
Bruin Alert	27	Final Examination Policies	67
Bruin OnLine	27	Policy on Alternate Examination Dates	67
Campus Computer Laboratories	27	Spring 2010 Class Listings	68
Electronic Mailing Lists (Listservs)	27	Index	168
Instructional Enhancement Initiative	28		
MyUCLA	28		
Newsgroups	28		
Online Directory	28		

Calendar

Students are responsible for observing the following dates and deadlines as published by the Registrar's Office. Anything submitted or requested as an exception to a published deadline is subject to a PENALTY fee. URSA enrollment deadlines end at midnight on the published date. The calendar below as well as academic calendars to the year 2016 are available online at <http://www.registrar.ucla.edu/calendar/>.

	Spring 2010	Summer 2010	Fall 2010
Filing period for undergraduate applications (file with UC Undergraduate Application Processing Service, P.O. Box 23460, Oakland CA 94623-0460)	—	—	November 1-30, 2009
Last day to file application for graduate admission or readmission with application fee, with Graduate Admissions/Student and Academic Affairs, 1255 Murphy Hall, UCLA, Los Angeles, CA 90024-1428	Consult Department	—	Consult Department
Last day to file graduate change of major petitions with Graduate Division, 1255 Murphy Hall	Consult Department	—	Consult Department
Summer Sessions Travel Study registration begins		November 16, 2009	
First day to obtain Student Parking Request forms at Parking Services or apply online	January 4	May 3	June 1, 2010
First day to obtain financial aid application (FAFSA) for 2010-11 academic year online at http://www.fafsa.ed.gov	—	—	January 4
Last day to submit Student Parking Request for campus parking permit	January 22	—	July 23
Summer Sessions enrollment begins for UCLA students only on URSA		February 1, 2010	
Schedule of Classes available online	February 1		June 7
First day for continuing students to check URSA at http://www.ursa.ucla.edu for assigned enrollment appointments	February 3	—	June 9
Reentering students eligible to enroll begin to receive URSA notification letter at their mailing address	February 5	—	June 11
URSA enrollment Priority Pass appointments begin	February 16	—	June 21
URSA enrollment First Pass and Graduate Pass appointments begin	February 22	—	June 24
Check URSA for registration fee assessment	February 24		August 25
Last day to file Undergraduate Application for Readmission form at 1113 Murphy Hall (late applicants pay a late fee)	February 25	—	August 13
URSA enrollment Second Pass appointments begin	March 1	—	July 6
First day for issuing UCLA BruinCard to new and reentering students	March 1	—	September 1
Summer Sessions enrollment begins for all students on URSA		March 1	
Last day for continuing students to file 2010-11 undergraduate scholarship applications	—	—	March 2
Priority filing deadline for financial aid application (FAFSA) for 2010-11 academic year	—	—	March 2
Financial Aid disbursement	March 19		September 13
REGISTRATION FEE PAYMENT DEADLINE	March 19	Varies	September 20
Last day to waive Student Health Insurance Plan (SHIP)	March 19	—	September 20
QUARTER BEGINS	March 29	—	September 20
INSTRUCTION BEGINS	March 29	See below	September 23
Classes dropped if fee payment is not completed by 5 p.m.	March 25	Varies	September 24
LATE registration fee payment automatically assessed to students not paid	March 29	—	September 27
First day to apply for Summer Session 2010 financial aid		April 1	
Orientation meetings on format for master's theses and doctoral dissertations (see the Theses and Dissertations Adviser, 21560 Young Research Library)	April 1, 2, 4	—	TBA
LAST DAY (End of Second Week)	April 9	—	October 8
1. To DROP impacted courses			
2. To change Study List (add, drop courses) without fee through URSA			
3. To enroll in courses for credit without late Study List fee through URSA			
4. To check wait lists for courses through URSA			
5. To file advancement to candidacy petition for master's degree with major department			
6. To file graduate leaves of absence with Graduate Division, 1255 Murphy Hall			
7. To file undergraduate request for educational fee reduction with College or school			
8. To declare bachelor's degree candidacy for current term (with fee depending on units completed—see "Degree Policies" in the Academic Policies section for details)			
9. For full refund on textbooks with UCLA Store receipt (exception made with proof of drop or withdrawal up to eighth week)			

	Spring 2010	Summer 2010	Fall 2010
LAST DAY (End of Third Week)	April 16	—	October 15
1. For all undergraduate and graduate students to ADD courses with per-course fee through URSA			
2. For undergraduate and graduate students to file Late Study List with fee			
3. Undergraduates approved for reduced educational fee are audited (must be enrolled in 10 units or less to be eligible for reduction) as of this date			
LAST DAY (End of Fourth Week)	April 23	—	October 22
1. For all undergraduates to DROP nonimpacted courses without a transcript notation (with per-transaction fee through URSA)			
2. Undergraduate course materials fees are assessed based on enrollment at end of fourth week (see "Miscellaneous Fees")			
Priority filing deadline for Summer Session 2010 financial aid application		April 30	
Last day to submit final drafts of dissertations to doctoral committee for degrees to be conferred in current term	May 3	—	TBA
Last day for undergraduates to change grading basis (optional P/NP) with per-transaction fee through URSA	May 7	—	November 5
Summer Session Enrollment Ends			
Session A		Varies	
Session C		Varies	
LAST DAY (End of Seventh Week)	May 14	—	November 12
For Letters and Science undergraduates to DROP nonimpacted courses with transcript notation and per-course fee through URSA			
Last day to submit final drafts of theses to master's committees for degrees to be conferred in current term	May 17	—	TBA
Fee Deferral Payment Deadline (Graduate Students)	May 20	—	November 19
Last day to file completed copies of theses for master's degrees and dissertations for doctoral degrees to be conferred in current term with the University Theses and Dissertations Adviser, 21560 Young Research Library	June 1	—	TBA
INSTRUCTION ENDS	June 4	—	December 3
Last day to withdraw	June 4	—	December 3
LAST DAY (End of Tenth Week)	June 4	—	December 3
1. For Letters and Science undergraduates to DROP nonimpacted courses by petition with instructor approval, per-course fee, and transcript notation			
2. For graduate students to change grading basis (optional S/U) with per-course fee through URSA			
3. For graduate students to DROP courses with per-course fee through URSA			
Common Final Examinations	June 5-6	—	December 4-5
Final Examinations	June 7-11	—	December 6-10
QUARTER ENDS	June 11	See below	December 10
Commencement weekend (by college/school)	June 11-13	—	—
First day to obtain GPA for term grades through URSA	June 24	—	December 22
Summer Sessions instruction begins			
Session A		June 21	
Session B		Travel Study—	
Session C		Dates Vary	
Session C		August 2	
Summer Sessions instruction ends			
Session A—6-week		July 30	
Session A—8-week		August 13	
Session A—9-week		August 20	
Session A—10-week		August 27	
Session C		September 10	
Academic and administrative holidays	May 31	July 5 September 6	November 11 November 25-26 December 24-27 December 30-31

Deadlines are subject to change. See <http://www.registrar.ucla.edu/calendar/> for updates.

Registration

Registration consists of paying fees and enrolling in classes.

1. Registration fees and other University charges are due the 20th of each month. BAR (Billing and Receivable) accounts can be viewed through URSA
2. Enrollment in classes is completed through URSA at <http://www.ursa.ucla.edu> (see the Enrollment section and the URSA section for full details)

Complete both processes by the established deadlines (see the Calendar section) to be officially registered and enrolled for the term.

Student Responsibilities

Address, Mobile Telephone, and E-mail Changes

Students must keep their UCLA mailing and e-mail addresses and mobile telephone numbers up to date, and may change them on URSA at <http://www.ursa.ucla.edu>. Keeping this information current allows students to be reached through the BruinAlert system.

Three times each year, student mailing addresses are updated from the change-of-address list on file with the U.S. Postal Service. Students must, however, still inform UCLA when they change addresses and verify that their addresses are correct in URSA.

Declaring Nonattendance

A student may declare nonattendance if he or she is not planning to attend UCLA for a term and registration fees have not been paid for that term. If the student uses this option on URSA, be sure to consult the Academic Policies section in this *Schedule* for readmission information.

For a graduate student, declaring nonattendance does not place the student on an official leave of absence. That status requires submission of a leave of absence form, obtained from the individual department, for department and Graduate Division approval.

Fee Disclaimer

Fees shown represent the amounts currently estimated for this quarter. Every effort will be made to keep fees at this level for the term. However, given continuing budget uncertainties, circumstances may require an adjustment in these amounts during the term.

Fee Descriptions

For detailed descriptions of UCLA and universitywide fees, see the Fees section of the Registrar's Office website at <http://www.registrar.ucla.edu/fees/> and click on the "Student Fees at UCLA" link. See also the Office of Academic Planning and Budget website at <http://www.apb.ucla.edu/fees.html>.

Paying Fees

Payments can be mailed, deposited in the Administrative Main Cashier drop slot (1125 Murphy Hall), or paid by credit or debit card through URSA.

Mandatory fees including the Educational Fee, University Registration Fee, professional school fees, and tuition charges—as well as UCLA campus-based fees assessed to all full-time students—are flat fees based on enrollment status (e.g., undergraduate, graduate student, professional school student), not on the number of enrolled units. They do not include additional course or unit-based fees such as the IEI Fee or course materials fees that may be assessed for enrollment in selected courses, room and board costs for living on campus, or books and supplies.

UCLA Summer Sessions has a separate fee schedule; for information, see <http://www.summer.ucla.edu>.

Registration Confirmation

Check registration status on URSA to confirm that registration fee payments have been processed. It is especially important to do this prior to the deadline for dropping classes due to nonpayment of registration fees (see the Calendar section for current deadlines).

Student Health Insurance Plan

Insurance is a condition of registration at the University of California. As such, the cost of the Student Health Insurance Plan (SHIP) is billed along with other UCLA fees each academic term. The SHIP fee is waivable if a waiver is submitted by the fee payment deadline for each term. Waiving SHIP is an online process.

SHIP fulfills all of the requirements mandated for qualified medical/health insurance as defined by the University. The Ashe Student Health and Wellness Center is the primary health care provider for SHIP and is where all nonemergency medical care must be initiated for SHIP claim payment consideration. See <http://www.studenthealth.ucla.edu>.

Waiving SHIP

Students may waive SHIP if they (1) maintain active enrollment in a qualified medical/health insurance plan that meets all established requirements, (2) apply for a SHIP waiver each term within established deadlines, and (3) correctly complete the online SHIP waiver form.

Students must apply for a SHIP waiver online. See the Ashe Center website for details, including a definition of qualified private medical/health insurance. Follow the Online Services link from <http://www.studenthealth.ucla.edu>. When waiving SHIP, students are responsible for knowing the benefits of and local providers for their medical plan.

Deadlines for Waiving SHIP

Third-party individuals may not waive SHIP for a student. Waivers must be submitted by the stated deadlines whether or not fees have been paid by that date. Deadlines are strictly enforced.

The schedule for waiving SHIP is as follows:

School of Law	
Fall Semester	August 1-20
Spring Semester	December 1-18
All other students	
Fall Quarter	September 1-18
Winter Quarter	December 1-18
Spring Quarter	March 1-20

The above information serves as official notice of the UCLA mandatory medical/health insurance requirement. All students are responsible for providing complete and accurate information that

must be submitted by the stated deadlines. For additional deadline information, see the Ashe Center website.

Nonresident Tuition Exemptions

The following categories of students may be entitled to an exemption from nonresident tuition: (1) active duty member of the U.S. military stationed in California for non-educational purposes; (2) dependent children, stepchildren, spouses, or registered domestic partners of an active duty member of the military stationed in California; (3) unmarried dependent children under age 21, spouses, or registered domestic partners of members of the UC faculty who are members of the Academic Senate; (4) unmarried dependent children, spouses, or registered domestic partners of full-time UC employees who are assigned to work outside of California; (5) children, spouses, or registered domestic partners of deceased public law enforcement or fire suppression employees killed in the course of their official duties who were California residents at the time of their death; (6) dependent children of California residents; (7) graduates of a California high school operated by the Federal Bureau of Indian Affairs; (8) credentialed employees of a California public school; (9) amateur student athletes training at the U.S. Olympic Training Center in Chula Vista; (10) students who attended high school in California for three years and graduated from a California high school (or attained the equivalent), except students who are nonimmigrant aliens; (11) surviving dependents of California residents killed in the 9/11/01 terrorist attacks; (12) recipients of the Congressional Medal of Honor and their children under age 27.

Students who believe they are entitled to one of these exemptions must apply for it before registering. Without this authorization, students are not permitted to register without paying the entire fee. Graduate and undergraduate students should apply for a fee exemption at the Registrar's Office. For more information, see <http://www.registrar.ucla.edu/fees/>.

Establishing Residence

For more information about establishing and evaluating residence for tuition purposes and related fee exemptions, see the Residence section of the Appendix in the *UCLA General Catalog* or the Registrar's Office website at <http://www.registrar.ucla.edu/residence/>.

Doctoral Candidates

Nonresident graduate doctoral students who have advanced to candidacy are eligible for a 100 percent reduction in their annual nonresident tuition fee. See the Academic Policies section for requirements.

Reduced Fee Programs

Fee assessment for reduction in fees is based on total units enrolled (10 units or less) as of Friday of the third week of classes.

Undergraduates

Certain undergraduate students, when properly approved by the dean of their College/school for enrollment in 10 units or less, may be eligible for a one-half reduction in the educational fee. File a Request for Fee Reduction with the academic dean's office by Friday of the second week. Except for these qualified and approved part-time students, there is no reduction in the University registration, educational, student union, or Undergraduate Students Association fee.

Undergraduate nonresident students with College/school approval for enrollment in 10 units or less pay only half the nonresident tuition

fee. File a Request for Fee Reduction with the academic dean's office by Friday of the second week of classes for the applicable term.

Graduate Students

For graduate students there is no reduction in the University registration, educational, nonresident tuition, student union, or Graduate Students Association fee for less than full-time programs.

Graduate students may be eligible for and billed the filing fee (half the quarterly registration fee) in lieu of full registration fees for the term in which they expect to complete final degree requirements. See the Academic Policies section for requirements.

Graduate students taking research or coursework leaves of absence outside California may be eligible for in absentia registration and reduction of the University educational and registration fees. See the Academic Policies section for more information, or visit <http://www.gdnet.ucla.edu/gasaa/library/degreeinfo.htm#Petitions>.

University Employees

Full-time University employees may apply for a reduction of the registration and educational fees at their Campus Human Resources office. Applications are available on the Campus Human Resources website at <http://www.chr.ucla.edu>. Students who receive the part-time fee reduction from their academic dean may not also use the UC employee reduction; students must use one or the other.

Late Payment

A late payment fee is assessed to all students paying registration fees after the deadline. Late registration is complete once students pay registration fees and enroll in classes.

After Friday of the Second Week

Students who enroll in classes and pay registration fees after Friday of the second week of classes are assessed both the late Study List fee and the late registration fee, resulting in extra costs to register and enroll.

Undergraduate students must obtain the instructor's signature for each course listed and obtain approval from the academic College or school.

Graduate students (GD college code) must obtain approval from their authorized departmental adviser.

Dentistry, Law, and Medicine students must have the written approval of their respective Student Affairs Office.

File the Enrollment Petition at 1113 Murphy Hall after paying fees for the term. Late registration is complete when students pay registration fees and enroll in classes.

Fee Waiver Requests

Late registration, processing, and penalty fees are waivable on request in writing to the office assessing the fees only if they were incurred through the fault of the University or because a student suffered sudden and debilitating injury or accident.

Holds

Students may have holds placed on their student records which could affect registration, enrollment, financial aid, campus services, and/or release of academic transcripts for the following reasons:

1. Failure to comply with admission or academic provisions
2. Failure to settle financial obligations with the University
3. Failure to respond to official notices

Each student who becomes subject to a hold action is given advance notice and ample time to respond. The hold must be released by the initiating office before a student may enroll in classes or receive various campus services. Obtain information on holds through URSA at <http://www.ursa.ucla.edu>.

Refunds and Reductions

Under the conditions described below, some UCLA students may be eligible for a full or partial refund of fees paid.

Cancellation of Registration

Prior to the first day of instruction, students may cancel registration by mailing a written notice to the Registrar's Office, Attn: Cancellation Clerk, 1113 Murphy Hall, UCLA, Box 951429, Los Angeles, CA 90095-1429. Refund is as follows: new students receive a 100 percent refund for fees paid except for the nonrefundable acceptance of admission fee and a service fee; all other students receive a 100 percent refund for fees paid minus the service fee. (See "Miscellaneous Fees" for service fee information.)

New students who cancel must file for admission if they wish to return to UCLA.

Withdrawal

Students who withdraw from the University once instruction begins must file an acceptable Notice of Withdrawal form. Undergraduates may obtain this form at the office of the academic dean. Graduate students may obtain it from their respective departments.

Failing to attend classes, neglecting courses, or stopping payment on checks tendered for registration does not constitute notice of withdrawal. A fine is assessed if any check for registration fee payment is returned by a bank for any reason, including stopped payment or insufficient funds. If no credit for courses is received, a full refund of the University registration fee for the regular session is granted to all students entering the armed forces prior to the end of the sixth week of the term, with no refund thereafter.

Schedule of Refunds

A percentage of the registration fees paid is refunded according to the calendar date on which the official Notice of Withdrawal or Leave of Absence form is submitted to the academic dean.

Service Fee and Nonrefundable Fees. A service fee is deducted from all 100 percent refunds. For new students, the schedule of refunds is applied to the fees paid minus the nonrefundable acceptance of admission fee and the service fee. Fees paid by new M.B.A. and Dentistry students are refunded except for their respective non-refundable acceptance of admissions deposit. Registration fee refunds take one to two weeks to process. (See "Miscellaneous Fees" for service fee information.)

SHIP Benefits. Students who receive a 100 percent refund and purchased SHIP lose all SHIP coverage and benefits for the entire term. For students who receive less than a 100 percent refund and pur-

chased SHIP, the SHIP policy remains in effect for the remainder of the term, and refunds are calculated on the remainder of their registration fees minus the SHIP fee.

Sponsored Students, Deferrals, and Waivers. If a sponsored student (on financial aid) pays registration fees with personal funds, a refund is initiated automatically through BAR. Students who initially pay registration fees with financial aid, a fee deferral, or a fee waiver, and subsequently cancel or withdraw, do not receive a cash refund.

The schedule of refunds is applied to the fee paid as follows:

Schedule of Refunds—School of Law

New Students Receiving Federal Financial Aid	All Other Students
100% January 4-10	100% on or before January 4
90% January 11-17	90% January 5-14
80% January 18-31	50% January 15-30
70% February 1-7	25% January 31-February 25
60% February 8-21	0% on or after February 26
50% February 22-28	
40% March 1-7	
0% on or after March 8	

Schedule of Refunds—All Other Students

New Students Receiving Federal Financial Aid	All Other Students
100% on or before March 29	100% on or before March 29
90% March 30-April 4	90% March 30-April 4
80% April 5-11	50% April 5-15
70% April 12-18	25% April 16-May 2
60% April 19-25	0% on or after May 3
50% April 26-May 2	
40% May 3-9	
0% on or after May 10	

Graduate Students

Graduate Leaves of Absence. For graduate students on official leave of absence, a percentage of registration fees paid is refunded according to the calendar date on which the official Request for Leave of Absence is submitted to the Graduate Division. If fees are paid by departmental funds, students may end up owing fees if the leave of absence petition is filed after the first day of classes. See refund chart above.

In Absentia Registration. Graduate students taking research or coursework leaves of absence outside California may be eligible for in absentia registration and reduction of the University educational and registration fees.

Filing Fee. Graduate students may be eligible for the filing fee in lieu of full registration fees.

Fee Deferrals. Academic apprentice personnel are eligible to receive a fee deferral for part or all of the registration fees assessed during the term in which they serve as an academic apprentice. Students are responsible for paying fees by the deferred payment deadline, which is generally two months after the standard term due date. Whether students attend UCLA, take a leave of absence, or withdraw from the University, they are responsible for the registration fees assessed but may be eligible to receive a partial fee refund, according to the refund schedule above. Fees not paid by the deadline are subject to the late fee charge.

Doctoral Candidates. Nonresident doctoral candidates are eligible for a reduction in nonresident tuition.

For more information, see the Academic Policies section.

Spring 2010 Fee Charts

Fees are subject to revision without notice

The charges below include the Educational Fee, University Registration Fee, professional school fees, and tuition charges as well as UCLA campus-based fees which are assessed to all full-time students. The charges are flat fees based on enrollment status (e.g., undergraduate, graduate student, professional school student), not the number of enrolled units. They do not include additional course or unit-based fees such as the IEI Fee or course materials fees that may be assessed for enrollment in selected courses, room and board costs for living on campus, or books and supplies. Summer Sessions has a separate fee schedule; see <http://www.summer.ucla.edu>. For information on reduced fee programs see <http://www.registrar.ucla.edu/soc/registration.htm#reduced>.

The amounts shown in this document represent fees as currently approved. However, all University fees are subject to change, and the fee amounts billed for this period may be adjusted at a future date. See <http://www.registrar.ucla.edu/fees/> for updated fee information.

	Graduate Academic Students/Quarter		Undergraduate Students/Quarter		D.D.S. Students/Quarter	
	Resident	Nonresident	Resident	Nonresident	Resident	Nonresident
University Registration Fee	\$ 300.00	\$ 300.00	\$ 300.00	\$ 300.00	\$ 300.00	\$ 300.00
Educational Fee ^a	2,667.00	2,784.00	2,588.00	2,828.00	2,563.00	2,563.00
Undergraduate Students Association Fee			40.46	40.46		
Green Initiative Fee ^b			4.00	4.00		
PLEDGE Fee ^{b,c}			12.75	12.75		
Graduate Students Association Fee	13.00	13.00			13.00	13.00
Graduate Writing Center Fee ^b	4.00	4.00			4.00	4.00
Ackerman Student Union Fee	18.50	18.50	18.50	18.50	18.50	18.50
Ackerman/Kerckhoff Seismic Fee ^d	38.00	38.00	38.00	38.00	38.00	38.00
Wooden Center Fee	15.00	15.00	15.00	15.00	15.00	15.00
Student Programs, Activities, and Resource Center Fee	31.00	31.00	31.00	31.00	31.00	31.00
Student Health Insurance Plan	521.00	521.00	295.00	295.00	521.00	521.00
Nonresident Tuition ^e		4,898.00		7,340.00		4,082.00
Mandatory Fees	\$3,607.50	\$8,622.50	\$3,342.71	\$10,922.71	\$3,503.50	\$7,585.50
Professional School Fee ^f					6,451.00	5,642.00
Course Materials and Services Fee ^g					494.00	494.00
Total Mandatory Fees					\$10,448.50	\$13,721.50

a. Reflects 2009-10 mid-year increase approved by the Regents, November 2009. Academic graduate students: residents are charged \$2,668 in Winter Quarter, \$2,667 in Spring Quarter; nonresidents are charged \$2,785 in Winter Quarter, \$2,784 in Spring Quarter. Undergraduate students: residents are charged \$2,589 in Winter and \$2,588 in Spring; nonresidents are charged \$2,829 in Winter Quarter and \$2,828 in Spring Quarter. Resident and nonresident professional graduate students are charged \$2,564 in Winter Quarter and \$2,563 in Spring Quarter.

b. Per University policy, 25 percent of this campus-based compulsory fee is used for local, need-based financial aid.

c. Passed by student referendum Spring 2009. Approved July 20, 2009.

d. Exact per-quarter fee is \$37.66; \$37 is charged in Fall Quarter and \$38 is charged in Winter and Spring Quarters.

e. For undergraduates, exact per-quarter fee is \$7,340.33; \$7,341 is charged in Fall Quarter and \$7,340 is charged in Winter and Spring Quarters. For graduate professional students, exact per-quarter fee is \$4,081.66; \$4,081 is charged in Fall Quarter and \$4,082 is charged in Winter and Spring Quarters. Nonresident tuition for graduate students advanced to doctoral candidacy is reduced by 100%. The reduced fee is applicable for a maximum of nine quarters.

f. D.D.S. students: nonresident exact per-quarter fee is \$5,641.66; \$5,641 is charged in Fall Quarter and \$5,642 is charged in Winter and Spring Quarters.

g. Dentistry fee is called Gown and Instrument Fee.

Spring 2010 Fee Charts

Fees are subject to revision without notice

The charges below include the Educational Fee, University Registration Fee, professional school fees, and tuition charges as well as UCLA campus-based fees which are assessed to all full-time students. The charges are flat fees based on enrollment status (e.g., undergraduate, graduate student, professional school student), not the number of enrolled units. They do not include additional course or unit-based fees such as the IEI Fee or course materials fees that may be assessed for enrollment in selected courses, room and board costs for living on campus, or books and supplies. Summer Sessions has a separate fee schedule; see <http://www.summer.ucla.edu>. For information on reduced fee programs see <http://www.registrar.ucla.edu/soc/registration.htm#reduced>.

The amounts shown in this document represent fees as currently approved. However, all University fees are subject to change, and the fee amounts billed for this period may be adjusted at a future date. See <http://www.registrar.ucla.edu/fees/> for updated fee information.

	M.B.A. Students/Quarter		M.S.N. Students/Quarter		D.Env., M.P.H., and Dr.P.H. Students/Quarter		M.P.P. Students/Quarter	
	Resident	Nonresident	Resident	Nonresident	Resident	Nonresident	Resident	Nonresident
University Registration Fee	\$ 300.00	\$ 300.00	\$ 300.00	\$ 300.00	\$ 300.00	\$ 300.00	\$ 300.00	\$ 300.00
Educational Fee ^a	2,563.00	2,563.00	2,563.00	2,563.00	2,939.00	3,066.00	2,939.00	3,066.00
Graduate Students Association Fee	13.00	13.00	13.00	13.00	13.00	13.00	13.00	13.00
Graduate Writing Center Fee ^b	4.00	4.00	4.00	4.00	4.00	4.00	4.00	4.00
M.B.A. Activities Fee	25.00	25.00						
Ackerman Student Union Fee	18.50	18.50	18.50	18.50	18.50	18.50	18.50	18.50
Ackerman/Kerckhoff Seismic Fee ^c	38.00	38.00	38.00	38.00	38.00	38.00	38.00	38.00
Wooden Center Fee	15.00	15.00	15.00	15.00	15.00	15.00	15.00	15.00
Student Programs, Activities, and Resource Center Fee	31.00	31.00	31.00	31.00	31.00	31.00	31.00	31.00
Student Health Insurance Plan	521.00	521.00	521.00	521.00	521.00	521.00	521.00	521.00
Nonresident Tuition ^d		4,082.00		4,082.00		4,082.00		4,082.00
Mandatory Fees	\$3,528.50	\$7,610.50	\$3,503.50	\$7,585.50	\$3,879.50	\$8,088.50	\$3,879.50	\$8,088.50
Professional School Fee ^e	8,387.00	7,052.00	1,352.00	1,352.00	1,620.00	1,620.00	1,620.00	1,620.00
Course Materials and Services Fee	325.00	325.00						
Total Mandatory Fees	\$12,240.50	\$14,987.50	\$4,855.50	\$8,937.50	\$5,499.50	\$9,708.50	\$5,499.50	\$9,708.50

- Reflects 2009-10 mid-year increase approved by the Regents, November 2009. Resident and nonresident professional graduate students are charged \$2,564 in Winter Quarter and \$2,563 in Spring Quarter. D.Env., M.P.H., Dr.P.H., and M.P.P. students: residents are charged \$2,939 in Winter and Spring Quarters; nonresidents are charged \$3,067 in Winter Quarter, \$3,066 in Spring Quarter.
- Per University policy, 25 percent of this campus-based compulsory fee is used for local, need-based financial aid.
- Exact per-quarter fee is \$37.66; \$37 is charged in Fall Quarter and \$38 is charged in Winter and Spring Quarters.
- Exact per-quarter fee is \$4,081.66; \$4,081 is charged in Fall Quarter and \$4,082 is charged in Winter and Spring Quarters.
- M.B.A. students: Nonresident exact fee per-quarter is \$7,052.33; \$7,053 is charged in Fall Quarter and \$7,052 is charged in Winter and Spring Quarters. M.S.N. students: exact per-quarter fee is \$1,351.66; \$1,351 is charged in Fall Quarter and \$1,352 is charged in Winter and Spring Quarters. D.Env., M.P.H., Dr.P.H., and M.P.P. students: exact per-quarter fee is \$1,619.66; \$1,619 is charged in Fall Quarter and \$1,620 is charged in Winter and Spring Quarters.

Spring 2010 Fee Charts

Fees are subject to revision without notice

The charges below include the Educational Fee, University Registration Fee, professional school fees, and tuition charges as well as UCLA campus-based fees which are assessed to all full-time students. The charges are flat fees based on enrollment status (e.g., undergraduate, graduate student, professional school student), not the number of enrolled units. They do not include additional course or unit-based fees such as the IEI Fee or course materials fees that may be assessed for enrollment in selected courses, room and board costs for living on campus, or books and supplies. Summer Sessions has a separate fee schedule; see <http://www.summer.ucla.edu>. For information on reduced fee programs see <http://www.registrar.ucla.edu/soc/registration.htm#reduced>.

The amounts shown in this document represent fees as currently approved. However, all University fees are subject to change, and the fee amounts billed for this period may be adjusted at a future date. See <http://www.registrar.ucla.edu/fees/> for updated fee information.

	Theater, Film, and Television M.F.A. Students/Quarter		J.D. Students/Semester		M.D. Students/Semester	
	Resident	Nonresident	Resident	Nonresident	Resident	Nonresident
University Registration Fee	\$ 300.00	\$ 300.00	\$ 450.00	\$ 450.00	\$ 450.00	\$ 450.00
Educational Fee ^a	2,563.00	2,563.00	3,990.00	3,990.00	3,990.00	3,990.00
Graduate Students Association Fee	13.00	13.00	19.50	19.50	19.50	19.50
Graduate Writing Center Fee ^b	4.00	4.00	6.00	6.00	6.00	6.00
Ackerman Student Union Fee	18.50	18.50	27.75	27.75	27.75	27.75
Ackerman/Kerckhoff Seismic Fee ^c	38.00	38.00	56.50	56.50	56.50	56.50
Wooden Center Fee	15.00	15.00	22.50	22.50	22.50	22.50
Student Programs, Activities, and Resource Center Fee	31.00	31.00	46.50	46.50	46.50	46.50
Student Health Insurance Plan	521.00	521.00	782.00	782.00	782.00	782.00
Special Law/Medicine Fee			188.00	188.00	188.00	188.00
Nonresident Tuition ^d		4,082.00		6,122.50		6,122.50
Mandatory Fees	\$3,503.50	\$7,585.50	\$5,588.75	\$11,711.25	\$5,588.75	\$11,711.25
Professional School Fee ^e	2,410.00	2,410.00	12,204.00	11,401.50	8,016.00	8,016.00
Course Materials and Services Fee ^f for students admitted Fall 2006 and earlier			300.00	300.00		
Total Mandatory Fees	\$5,913.50	\$9,995.50	\$18,092.75	\$23,412.75	\$13,604.75	\$19,727.25
Course Materials and Services Fee ^f for students admitted Fall 2007			400.00	400.00		
Total Mandatory Fees			\$18,192.75	\$23,512.75		
Course Materials and Services Fee ^f for students admitted Fall 2008 and later			450.00	450.00		
Total Mandatory Fees			\$18,242.75	\$23,562.75		

- Reflects 2009-10 mid-year increase approved by the Regents, November 2009. Resident and nonresident professional graduate students are charged \$2,564 in Winter Quarter and \$2,563 in Spring Quarter; J.D. and M.D. students are charged \$3,990 in Spring Semester.
- Per University policy, 25 percent (\$1.00 per quarter, \$1.50 per semester) of this campus-based compulsory fee is used for local, need-based financial aid.
- Exact per-quarter fee is \$37.66; \$37 is charged in Fall Quarter and \$38 is charged in Winter and Spring quarters.
- Exact per-quarter fee is \$4,081.66; \$4,081 is charged in Fall Quarter and \$4,082 is charged in Winter and Spring Quarters.
- TFT M.F.A. students: exact fee per quarter is \$2,410.33; \$2,411 is charged in Fall Quarter and \$2,410 is charged in Winter and Spring Quarters.
- Law fee is called Materials and Technology Fee.

Miscellaneous Fees

Fees are subject to revision without notice. The amounts shown in this document represent fees as currently approved. However, all University fees are subject to change, and the fee amounts billed for this period may be adjusted at a future date. See <http://www.registrar.ucla.edu/fees/> for updated fee information.

Application and Admissions	
Acceptance of admission fee (applies toward undergraduate registration fees; nonrefundable)	\$100.00
Application fee—undergraduate U.S. citizens and permanent residents (includes intercampus transfers)	60.00
Housing application fee	30.00
Readmission application fee	60.00
Late readmission application fee	15.00
BruinCard Replacement	
Lost	23.00
Damaged	6.50
Collections	
BAR delinquent fee	20.00
Returned check collection	25.00
Returned registration fee check collection	75.00
Courses and Study Lists	
Change in Study List (per course)	5.00
Change in Study List after published dates (per course)	20.00
Late filing of Study List	50.00
Penalty fee (approved exceptions to published deadline)	15.00
Removal of I grade (per course)	5.00
Retroactive Change of Official Study List fee	35.00
Retroactive Drop fee	
College of Letters and Science	50.00
HSSEAS, SOAA, TFT, Graduate Division	35.00
Commencement apparel and announcement rental/purchase	
See current individual and package pricing in the Graduation Etc. department of the UCLA Store or see the Graduation Etc. webpage	
Course Materials and Services	
Athletic supplies not returned—charges assessed based on actual replacement costs	
Breakage—charges assessed by departments based on actual replacement costs	
Course Materials and Services fee (nonrefundable)	
Instructional Enhancement Initiative fee (designated Letters and Science courses)	(per unit) 6.00
Instructional Enhancement Initiative fee (HSSEAS undergraduate courses)	(per unit) 7.00
Materials Use fee (per course)	
Bioengineering 182A, 182C	50.00
Biomedical Engineering CM103, CM203	20.00
Chemistry 14BL	43.00
Chemistry 14CL	49.00
Chemistry 20L	48.00
Chemistry 30AL	50.00
Chemistry 30BL, 30CL, 136, 144, 154, 184, C174, C274	60.00
Chemistry 114, 114H	55.00
Chemistry 153L	56.00
Conservation of Archeological and Ethnographic Materials 230	200.00
Ecology and Evolutionary Biology 105, 128, 162L	25.00
Ecology and Evolutionary Biology 110, M158	45.00
GE Clusters 23A, 23B	110.00
Life Sciences 2, 3	10.00
Microbiology, Immunology, and Molecular Genetics C120, C220	45.00
Microbiology, Immunology, and Molecular Genetics 103L	110.00
Molecular, Cell, and Developmental Biology 104	67.00
Molecular, Cell, and Developmental Biology 155	45.00
Neuroscience 101L	50.00
Physiological Science CM103, CM203	20.00
Physiological Science 13, 107, 111L, 153, M158, 166	45.00
Psychology 116	22.90
Degrees	
Declaration or change of bachelor's degree candidacy after 160 units (172 units for Engineering students)	20.00
Diploma—duplicate or special order	75.00
In absentia degree processing fee (undergraduate)	100.00
Late declaration of candidacy in graduating term fee	15.00
Mail Diploma—U.S.	8.00
Mail Diploma—International	19.00

Miscellaneous Fees

Fees are subject to revision without notice. The amounts shown in this document represent fees as currently approved. However, all University fees are subject to change, and the fee amounts billed for this period may be adjusted at a future date. See <http://www.registrar.ucla.edu/fees/> for updated fee information.

Examinations	
Credit by examination	5.00
UC Analytical Writing Placement Examination (formerly Subject A Placement Examination) (undergraduates only)	65.00
Health Plans	
Cancellation of Student Health Insurance Plans	20.00
Student Health missed appointment	20.00
Late Fees	
Late payment of registration fees	50.00
Late repayment of student short-term loans	10.00
Locker —Failure to empty locker within specified period	5.00
Penalty Fee (exceptions to published deadline)	15.00
Registrar's Documents	
Certificate of Completion	10.00
Special processing fee	25.00
Copies or transmission	
Fax charge (domestic)	5.00
Fax charge (international)	10.00
Photocopies (per page)	.25
Good Student Auto Insurance Certification	10.00
Service Fee for cancellation of registration and 100% refunds	10.00
Transcripts	
Transcript of record, academic or enrollment verification (official, per copy, for student only)	10.00
Same-day processing service (per addressee)	10.00
Special handling	15.00
Special mailing—consult Registrar's Office	fees vary
Verifications for third party—through National Student Clearinghouse only	fees vary

GRADUATE STUDENTS ONLY

Application and Admissions	
Acceptance of admission deposit, new M.B.A. students, AGSM (applies toward registration fees; nonrefundable)	\$ 500.00
Acceptance of admission deposit, School of Dentistry (applies toward registration fees; nonrefundable)	1000.00
First acceptance of admission deposit, new J.D. and S.J.D. students, School of Law (applies toward registration fees; nonrefundable)	500.00
Second acceptance of admission deposit, new J.D. and S.J.D. students, School of Law (applies toward registration fees; nonrefundable)	500.00
Application fee—U.S. citizens and permanent residents	70.00
Candidacy for doctoral degree	90.00
Copyright —Doctoral dissertation copyright fee (optional)	65.00
Filing Fee for master's thesis or doctoral dissertation (half the quarterly registration fee)	150.00

INTERNATIONAL STUDENTS ONLY

Application and Admissions	
Application fee—undergraduate	\$ 70.00
Application fee—graduate	90.00

Course Materials and Services Fees

The College of Letters and Science and the UCLA professional schools assess course materials and services fees to cover the cost of equipment and to help offset the costs of providing course websites and computer laboratories. Depending on how the fees were approved, they are assessed with registration fees or after Friday of the fourth week of the quarter.

The Materials Use fee (sometimes known as a lab fee) and Instructional Enhancement Initiative fee (IEI) are course materials and services fees that are assessed by course unit at the end of the fourth week of the quarter. Students are responsible for ensuring that all

Study List errors and omissions are corrected prior to the end of the second week. Students are assessed these fees regardless of major. Students who are approved for "Late Add" enrollment after the third week of classes are required to pay course materials and services fees. The fees are billed once a quarter through BAR and are non-refundable once assessed.

Education Abroad Program reciprocity students and CAPPP (Washington Internship) students are exempt from the IEI fee. For more information about the IEI fee, see the UCLA Online section of this *Schedule*. For a listing of fee amounts, see Course Materials and Services in the Miscellaneous Fees chart of this *Schedule* or <http://www.registrar.ucla.edu/fees/>.

Billing

Fee Disclaimer

Fees shown represent the amounts currently estimated for this quarter. Every effort will be made to keep fees at this level for the term. However, given continuing budget uncertainties, circumstances may require an adjustment in these amounts during the term.

BAR Accounts and Charges

All students are assigned a BAR (Billing and Accounts Receivable) account. A BAR account records all charges and payments (excluding housing) associated with registration along with other service charges that are assessed to students. Accounts are administered electronically (eBill, through URSA).

Students must pay all charges in full by the 20th of the month following the posting date of the charge. Registration fee payment deadlines are as follows:

Fall Term	September 20
Winter Term	December 20
Spring Term	March 20

If the 20th falls on a weekend or holiday, the due date is the last business day prior to the 20th. After the payment deadline, students are assessed a delinquent fee.

If registration fees are not paid in full by the payment deadline, a late registration fee is assessed, and classes are dropped in accordance with the drop class deadline (see the Calendar section). Note: the Student Health Insurance Plan (SHIP) fee is part of registration fees and is due and payable at the time registration fees are paid. For information about waiving the SHIP fee, see <http://www.studenthealth.ucla.edu>.

Failure to settle financial obligations with the University may result in a hold being placed on the student's record. Such a hold could affect registration, enrollment, financial aid, campus services, and release of academic transcripts. See the Registration section for additional information about holds.

Students with a valid e-mail address established in URSA receive twice-monthly courtesy e-mail reminders prior to payment deadlines.

Students can give select URSA access to parents, guardians, or other third parties whom they want to view their student information and even make BAR bill payments. See the URSA section for more information.

Methods of Payment

eBill

BAR accounts are administered electronically (eBill) through URSA. Monthly financial activity is displayed for the current month, as well as account activity for the last 24 months. URSA also provides a link to important communications from the university regarding registration and university policies. Students can pay their BAR account electronically using electronic checks; Star, Pulse, and NYCE debit cards; or Visa, MasterCard, Discover Card, and American Express credit cards. Students can also print a remittance document from the eBill webpage and mail payments with a check or money order to the Remittance Processing Center, Box 951432, 1125 Murphy Hall, Los Angeles, California 90095-9000. UCLA converts checks into electronic payments. Those who wish to opt out of this process should send e-mail to Student Financial Services at asksfs@finance.ucla.edu for instructions.

In-Person Payment

Students may make payments in person by check, cash, or debit card only at the Administrative Main Cashier Office located at 1125 Murphy Hall, 9 a.m. to 4 p.m. weekdays. Fax payments are not accepted.

Returned Check Policy

Returned Check Fine. The returned check fee is \$25.

Cash Only Policy for Returned Check Writers. Any person who has more than two checks returned unpaid to the university is placed on a cash-only basis (i.e., cash, credit card, cashier's check, or money order) for all future transactions. A letter will be mailed to the current mailing/billing address on file if this threshold is met, and no future checks will be accepted. The Administrative Main Cashier is not responsible for delivery of mail or the accuracy of the address on file.

Enforcement of Cash-Only Policy. Check payments made in person at the Administrative Main Cashier will not be accepted from customers who have been placed on a cash-only basis. Check payments mailed to the Remittance Processing Center by customers on a cash-only basis will be accepted, but credit will not be posted to their BAR account for two weeks.

Financial Aid Distribution

The Financial Aid System automatically credits BAR accounts of students who receive financial aid. Registration fees and other outstanding UCLA debts, such as student health or laboratory fees, are deducted. Students must be enrolled at least half time to receive financial aid disbursements. See the Financial Support section.

BruinDirect

BruinDirect allows secure BAR system refunds to be deposited electronically to student bank accounts. Direct deposit of financial aid refunds is mandated by federal regulation. Students are notified of transactions by e-mail before each deposit is made. BruinDirect refunds are processed daily, and are always faster than check refunds.

Students not currently enrolled in BruinDirect may complete an authorization form online through URSA, download one at <http://www.sfs.finance.ucla.edu/pdf/bruindirectform.pdf>, or pick up one at the Administrative Main Cashier Office in 1125 Murphy Hall.

Medical Insurance Waivers

As a condition of registration, UCLA requires all students to have qualified medical insurance. The UCLA Student Health Insurance Plan (SHIP) fulfills this requirement and its fee is billed through BAR. Students who are already covered by a qualified health insurance policy may have this fee waived if qualifying information is submitted by the fee payment deadline each term. All SHIP waivers must be submitted through the Arthur Ashe Student Health and Wellness Center website at <http://www.studenthealth.ucla.edu>.

An annual waiver can be completed only during the Fall waiver period. Otherwise, a SHIP waiver must be completed each academic term. If a student misses the deadline, no late waivers are given. Students should pay careful attention to meeting the waiver deadline to ensure that they do not incur unplanned expenses. There are no refunds after the deadline.

Financial Support

Financial support at UCLA is handled by the Financial Aid Office, Loan Services Office, and Graduate Student Support Office. Students and their families should also be aware of tax benefits that could help offset the cost of fees and tuition.

Financial Aid Office

A129J Murphy Hall
9 a.m. to 4 p.m. weekdays
(310) 206-0400
<http://www.fao.ucla.edu>
e-mail: finaid@saonet.ucla.edu

At the Financial Aid Office students can

1. Obtain information on grants, loans, undergraduate scholarships, and work-study
2. Get counseling on how to prepare the Financial Aid Application (FAFSA) and supporting documents
3. Report changes in their financial situation
4. Pick up petition and revision forms
5. Submit all requested documentation

Financial Aid Application

To apply for financial aid, students must complete the Free Application for Federal Student Aid (FAFSA) at <http://www.fafsa.ed.gov>. Applications are available in early January and the priority filing deadline is March 2. Applicants completing the FAFSA after the March 2 deadline will be considered for limited funding.

Students attending Summer Sessions and in need of financial aid must submit a summer financial aid application in addition to the FAFSA. They are available at <http://www.fao.ucla.edu> on April 1, and must be submitted by April 30 for on-time consideration.

Financial Aid Online Services

The Financial Aid Office website (<http://www.fao.ucla.edu>) provides full service information to students. In addition to information about applying for, evaluating, and awarding financial aid, the website allows students to access and print important publications and required forms. Students can also use the site to access MyFAO which houses their electronic Financial Aid Notification (eFAN), financial aid file status information, missing information requests, summer financial aid application, and renewal scholarship application. An electronic bulletin board highlighting important events and upcoming deadlines also appears on the website, as well as important links to grants, scholarships, and loan programs.

The Financial Aid Office uses e-mail as its primary method of communicating with students. Students will be notified electronically if additional documentation is required to complete their file, when they have been awarded financial aid and have an eFAN available for review, and for other important events that require student interaction. To ensure that students receive all important notifications, it is imperative to maintain a valid e-mail address on URSA.

Financial Aid Distribution through BAR

UCLA uses a central Billing and Receivables (BAR) system to process bills and payments, including financial aid. Each student is assigned an individual BAR account. See the Billing section for methods of payment. Statements list charges, such as registration fees,

health insurance, or outstanding debts, and may include anticipated financial aid activity and the amount of funds available for a refund.

The Financial Aid System automatically credits BAR accounts with students' financial aid. Students must, however, be enrolled at least half-time (6 units for undergraduate and 4 units for graduate students) for financial aid to be credited to their BAR account. Certain holds may also prevent disbursement of aid to BAR.

BAR uses financial aid as a credit to pay student registration fees and most other outstanding UCLA debts (such as student health visits or recreational fees). BAR does not pay housing charges. Students who live on campus must make payment arrangements directly with the housing office.

Bank Loans and Electronic Processing

Federal Family Educational Loan Program (FFELP) loans include Federal Subsidized and Unsubsidized Stafford loans. These programs are outlined in the *Federal Stafford Loan Guide*, which explains how to apply for loans electronically. Loans processed electronically are credited to student accounts, and any credit balance can be transferred directly to personal checking or savings accounts using Bruin Direct (see below).

Another type of FFELP loan is the Parent Loan for Undergraduate Students (PLUS), which is explained in the *Parent PLUS Guide*. When parents apply for PLUS loans, they can have electronic disbursements sent to BAR, which pays registration fees and any outstanding debts, then forwards remaining funds to a specified student's account. Alternatively, parents may request paper PLUS checks, which are mailed to the borrower once the Loan Services Office verifies the student's half-time enrollment.

The Graduate PLUS loan is available to graduate students. Graduate PLUS loans are processed electronically and disbursed to student accounts. More information is available in the *Graduate PLUS Guide*.

All loan guides are available at <http://www.fao.ucla.edu>.

BruinDirect

With BruinDirect students may have refund checks electronically transferred to a personal checking or savings account. The Financial Aid Office uses available financial aid to pay registration fees and any outstanding debts, then forwards remaining funds to the specified account.

BruinDirect enrollment information is available in the Administrative Main Cashier Office and Student Accounts Office. BruinDirect is not available to students if they selected a nonelectronic lender. Contact the Financial Aid Office for a list of preferred electronic lenders or see the FFELP/PLUS guides.

Scholarships for Undergraduate Students

The Undergraduate Scholarship Program at UCLA rewards academic excellence and promise, and provides assistance to students in need. A scholarship is expected to create opportunities for further academic growth and development.

Each scholarship is awarded for one academic year. A renewal of scholarship application must be submitted yearly. See <http://www.fao.ucla.edu> to complete the application online. The application is available on the Web in early January, and must be submitted by March 2 for the following academic year. Students must also apply for

financial aid by submitting a Free Application for Federal Student Aid (FAFSA) at <http://www.fafsa.ed.gov>. Semifinalists in the Regents Scholarship competition are given preference for these awards.

Information about university and outside agency scholarship programs is at <http://www.fao.ucla.edu>. More information is on FastWeb (financial aid search through the Web), an interactive scholarship search database at <http://www.studentservices.com>.

Scholarship Resource Center. The Scholarship Resource Center (SRC) helps undergraduate students search for scholarship information. The SRC is open to all UCLA undergraduates, regardless of financial aid eligibility. The center provides referrals and serves as an information base for scholarships, fellowships, and endowments. The SRC works in conjunction with the Division of Honors and Undergraduate Programs, the Financial Aid Office, and the UCLA community.

Special features of the SRC include counseling for students in the application process, a small library of current scholarship books, a proofreading service for scholarship applications, computer access to various scholarship listings, and workshops and general information sessions. 233 Covell Commons, (310) 206-2875, <http://www.college.ucla.edu/up/SRC/>.

Unit Requirements

The Financial Aid Office checks units on the census date at the end of the third week of classes. Enrollment below half time on that date results in cancellation of aid and billing for funds received. Once aid is reduced or cancelled, it is not reinstated automatically if the unit count increases after the census date. Federal Pell Grants are not reinstated if the unit count increases after the census date.

For undergraduate students, half-time enrollment is 6 units. Some undergraduate awards (Federal Pell Grant, Cal Grant B Stipend, Academic Competitive Grant [ACG], and National Science and Mathematics Access to Retain Talent [SMART] grant) require full-time enrollment (12 units) to maintain maximum eligibility.

For graduate students, half-time enrollment is 4 units.

Maintaining Satisfactory Progress

Federal regulations require UCLA to establish, publish, and apply standards of satisfactory academic progress for financial aid eligibility. Students who fail to meet the standards become ineligible to receive financial aid until they are in compliance with these requirements. For more information, see *A Guide to Satisfactory Academic Progress*, available from the Financial Aid Office and online at <http://www.fao.ucla.edu> under the FAO Publications link.

Withdrawal and Cancellation

Students who decide not to enroll for one or more terms must notify the Financial Aid Office. Students are not entitled to receive financial aid for those terms.

For students who withdraw for a term, the Return of Federal Aid policy determines the amount of financial aid they are eligible to keep for that term. The calculation is based on the date students submit the official withdrawal form to their College/school or department.

The amount of financial aid students are entitled to keep is prorated based on the number of days they were enrolled. Any financial aid received in excess of the prorated eligibility must be repaid. Students who have completed 60 percent of the enrollment period at the time they withdraw are not required to return any funds for the term.

For more information about the exact amount of financial aid students are eligible to keep after withdrawal, see the *Guide to the Return of Federal Aid*, available in the Financial Aid Office and online at <http://www.fao.ucla.edu>.

For students who receive an administrative cancellation for a term, all financial aid for the effected term is cancelled. They are not entitled to receive any funds for the term and are expected to repay any amount received.

Students who withdraw or are cancelled for a term may have to reapply for Stafford and/or PLUS loans. They should contact the Financial Aid Office and indicate the term they plan on returning to UCLA.

Loan Services Office

A227 Murphy Hall
9 a.m. to 5 p.m. weekdays
(310) 825-9864
<http://www.loans.ucla.edu>

Services offered by the Loan Services Office include

1. Disbursement of paper FFELP and auxiliary loan checks
2. Processing and disbursement of short-term loans 9 a.m. to 4:30 p.m. weekdays
3. Debt management session/exam and loan exit interview administration

Loan Fund Distribution

Students who wish to pick up a paper loan check must present a valid driver's license, state ID card, military ID, or passport and have no outstanding financial holds on their records in order to receive the check.

Unit Requirement for Loans

According to federal regulations, undergraduate students must be enrolled in at least 6 units and graduate students in at least 4 units continuously throughout the stated loan period to receive loan funds. This information is verified before loans are distributed. If a student withdraws or carries insufficient units during the stated loan period, any remaining loan funds are returned to the lender, any remaining portion of the loan is cancelled, and the student may be billed for funds already received. In such cases, students must reapply for a new FFELP loan that reflects the new loan period. For more information, contact the Financial Aid Office.

Federal Family Educational Loan Program

Federal Family Educational Loan Program (FFELP) loans are issued each term based on a student's application date.

Electronic Fund Transfer (EFT) FFELP loans are disbursed through BAR. Current registration and all outstanding University debts are deducted from the student's loan funds before the remaining balance (or refund) is distributed. See "BruinDirect" in this section concerning direct deposit of BAR refunds.

Non-EFT FFELP loan checks are available at the beginning of each term at the Loan Services Office. Non-EFT FFELP loan checks are held for pick up for thirty (30) days, then returned to the lender.

Students must notify the Registrar, the Loan Services Office, and their FFELP lender in writing within 10 days if they

1. Drop below half-time status, withdraw from UCLA, or transfer to another school
2. Change their address or telephone number, graduation date, name, and/or Social Security number (notify the Registrar's Office, either through URSA at <http://www.ursa.ucla.edu> or in person at 1113 Murphy Hall)

UCLA Borrower Requirement

Federal regulations governing the student loan programs require that anyone borrowing student loans at UCLA must complete an online debt management session/exam prior to receiving loan funds. This online session/exam explains the rights and responsibilities associated with loans and provides solutions for minimizing debt loads. Until this requirement is fulfilled, a University hold will prevent loan funds from being disbursed. For more information, see <http://www.loans.ucla.edu>.

Exit Interview Requirement

Students who have ever received a long-term loan and are about to graduate, transfer, withdraw, or take a leave of absence from UCLA are required to complete a loan exit interview with the Loan Services Office, A227 Murphy Hall, (310) 825-9864. See <http://www.loans.ucla.edu> for more details.

Short-Term Loans

Interest-free loans are available in the Loan Services Office. Applications are accepted in person only. To qualify for such loans, students must be currently enrolled at UCLA with sufficient accepted funding to cover current quarter or semester registration fees, and have no record of a defaulted short-term loan within the past year. Applicants must present one of the following photo IDs: BruinCard, driver's license, state ID card, military ID, or passport. Three loan types are currently available:

1. **Emergency Loan:** A loan of up to \$200 for those who meet the above criteria.
2. **Living Expense Loan:** A loan of up to \$350 for those who meet the above criteria and are employed. Written employment verification must be submitted. Verification must be on company letterhead, show weekly hours worked, and be signed by the employed student's supervisor. Students employed by UCLA may use their current pay statement. If self-employed, the student's business license must be submitted.
3. **Financial Aid Advance:** A loan to bridge the gap between the awarding of current-term financial aid and the actual receipt of funds. Loans are generally made against delayed current-term federal Stafford, federal Perkins, University, and approved electronically-disbursed PLUS (parent) loan disbursements.

A short-term loan must be repaid on time or a late fee is assessed. The defaulted loan may be subject to further collection actions, and future loan eligibility may be jeopardized. Past-due short-term loans must be paid with cash, money order, or cashier's check in order to receive University services.

Graduate Student Support Office

1228 Murphy Hall
(310) 825-1025
<http://www.gdnet.ucla.edu>

Merit-Based Awards

Merit-based awards funded by the Graduate Division take the form of stipend, fee, and/or nonresident tuition awards. To receive these awards, students must return a signed offer letter and necessary supporting documentation to Graduate Student Support, 1228 Murphy Hall.

Fee Remissions

As a result of employment in an eligible academic apprentice personnel title, graduate students may receive certain fee remissions. Eligibility is determined by the following criteria:

1. Appointment(s) must be at least 25 percent time, not to exceed 50 percent time, and only under eligible title codes (students should see their departments or the Academic Apprentice Personnel Manual for Students at <http://www.gdnet.ucla.edu/gss/appm/aapmstudent.pdf> for specific details).
2. Students must work at least 25 percent time during the term.
3. Students must register and enroll in a minimum of 12 units no later than the third week of instruction.
4. Cumulative GPA must be 3.0 or better.

Fee Deferrals

Academic apprentice personnel can obtain a Fee Deferral from their department to extend the registration fee and nonresident tuition payment deadline by approximately two months. It is the students' responsibility to pay back the deferral with either personal funds or a fee award credited to their accounts. Students who do not meet the extended deadline are charged a late fee.

Medical Insurance Plan Premiums

The mandatory insurance premium is paid for all eligible academic apprentice personnel. Students should not waive health insurance if they want the premium paid as part of their employment. To waive GSHIP, submit the online waiver before the original registration fee payment deadline. A waiver cannot be reversed during the term even if students have been given a fee deferral.

Extramural Support

The Graduate and Postdoctoral Extramural Support (GRAPES) database contains information on over 500 awards for graduate study, dissertation research, travel grants, and postdoctoral research. GRAPES is available at <http://www.gdnet.ucla.edu/grpinst.htm> or from the Graduate Outreach, Diversity and Fellowships Office, 1252 Murphy Hall, (310) 825-3521.

Educational Tax Benefits

A number of educational tax benefits may have an impact on the federal income tax liability of students and their families. To assist the Internal Revenue Service (IRS) monitor eligibility for tax credits, UCLA must provide certain information to the IRS on its students. A brief summary of the provisions that may apply to students in attendance at UCLA follows:

Hope Scholarship Tax Credit is a nonrefundable tax credit up to a maximum amount of \$2,500 for qualified tuition and fees paid by or on behalf of a student. The credit is generally available for students in their first two years enrolled at least half time in coursework leading to a recognized degree or certificate.

Lifetime Learning Credit is a nonrefundable credit equal to 20 percent of the first \$10,000 of qualified tuition and fees paid by or on behalf of a student in years in which the Hope Scholarship Credit is not claimed. The credit is generally available for students enrolled in coursework leading to a recognized degree or certificate. Individuals enrolled in coursework to acquire or improve job skills may also be eligible for the Lifetime Learning Credit.

Student Loan Interest Deduction is a federal income tax deduction for an amount up to \$2,500 in interest paid on loans incurred to pay qualified education expenses.

As required by law, UCLA will report to the IRS the identity of students who have paid educational fees that may be eligible for the Hope Scholarship or Lifetime Learning Credit. The university must report the following:

1. student social security number, name, street address, city, state, and ZIP code
2. billed amount for qualified tuition and related expenses
3. adjustments to qualified tuition and related expenses for a prior year
4. scholarships or grants
5. adjustments to scholarships or grants for a prior year

6. half-time student status

7. graduate student status

On or before February 1 of the current tax year, students will receive a corresponding report. Any questions regarding information printed on this form should be directed to TCRS, the University of California's education tax credit reporting service, at their toll free number (877) 467-3821, or see <http://www.tcrs.com>.

To find out if you qualify for benefits under these or other provisions of the Taxpayer Relief Act, contact a tax consultant or call the Internal Revenue Service. **The University of California is not authorized to respond to tax questions.**

More information is available at <http://www.ed.gov/offices/OPE/PPI/HOPE/index.html>.

Sponsored Student Information

Type of Aid	Authorized Issuing Office	Location
Air Force ROTC	Student Accounts	1121 Murphy Hall
Army ROTC	Military Science Student Accounts	120S Student Activities Ctr 1121 Murphy Hall
Athletic Grant-in-Aid	Athletic Department	Morgan Center
California Grant A and Grant B	Financial Aid Office	A129J Murphy Hall
California Scholarship Commission – Graduate	Graduate Student Support	1228 Murphy Hall
Chancellor's or Regents Fellowship – Nonresident	Graduate Student Support	1228 Murphy Hall
Child of Deceased Fireman or Lawman	Registrar's Office	1113 Murphy Hall
Contractual Credential Candidate – Nonresident	Registrar's Office	1113 Murphy Hall
Departmental Sponsorship (includes any traineeship paid through the department)	Respective Departments	Various
Education Abroad Student (from University Abroad)	Education Abroad Office	B300 Murphy Hall
Faculty Dependent – Nonresident	Registrar's Office	1113 Murphy Hall
Graduate Student Studying Out of State	Graduate Student Support	1228 Murphy Hall
International Student on Nonimmigrant Visa with Letter from Sponsor (unless TA or departmental sponsorship)	Student Accounts	1121 Murphy Hall
Military Dependent – Nonresident	Registrar's Office	1113 Murphy Hall
National Service Trust	Student Accounts	1121 Murphy Hall
Navy ROTC – Five-Term	Naval Science Student Accounts	120T Student Activities Ctr 1121 Murphy Hall
NDEA and NSF Fellowship Holders	Graduate Student Support	1228 Murphy Hall
Nonacademic University Employee – Full Time (see Staff Personnel Policy 260)	Campus Human Resources	200 UCLA Wilshire Center
Outside Agencies (private industries, clubs, and organizations)	Student Accounts	1121 Murphy Hall
Resident Reclassifications	Registrar's Office	1113 Murphy Hall
Scholarships	Financial Aid Office	A129J Murphy Hall
State Rehabilitation Service	Office for Students with Disabilities Student Accounts	A255 Murphy Hall 1121 Murphy Hall
TA, Associate or Acting Instructor – Nonresident (students must pay if waiver is denied)	Respective Departments	Various
TA, Associate or Acting Instructor, Research Assistant or Postgraduate	Respective Departments	Various
Undergraduate Nonresident Tuition (10 units or less)	College or School Office	Various
Undergraduate Reduced Educational Fee (10 units or less)	College or School Office	Various
Undergraduate Scholarships	Financial Aid Office	A129J Murphy Hall
Veteran, Veteran's Dependent	Registrar's Office	1113 Murphy Hall

Enrollment

Enrolling in Classes

See the Class Listings section for class times, rooms, instructors, and other enrollment information. For updated listings, see the online *Schedule of Classes*. See the Class Listings section and your school or College advisers (listed in the Academic Counseling section) to assemble a program of courses.

Plan two or three alternate programs in case your first choice of courses is not available. Do not choose two courses in the same final examination group (see the final examination chart in the Class Listings section) or select classes that conflict in meeting times. If conflicts are unavoidable, consult with the instructor of each course at the first class meeting.

Hepatitis B Vaccine Requirement

The California State Legislature requires as a condition of enrollment that students 18 years and younger demonstrate immunity from hepatitis B. The Ashe Center offers the hepatitis B vaccine to eligible students. Students who have not had the vaccine should start the series before their first term begins. Because this is a state requirement, students who have not completed the immunization series and submitted proof of completion to the Ashe Center by the time their third term begins will have a hold placed on their records.

Proof of compliance with the requirement is electronic through the Ashe Center website at <http://www.studenthealth.ucla.edu>.

URSA Enrollment

University Records System Access (URSA) enables UCLA students to acquire information from their University academic records and to enroll in classes. Use URSA at <http://www.ursa.ucla.edu> to determine assigned appointment periods; enroll in classes; add, drop, exchange, or change the grading basis of classes; join a wait list; view and download Study Lists; and set up third-party views. Students enroll during appointment times which they obtain through URSA.

See the URSA section for more information on services and features.

Enrollment Appointments

Enrollment appointments are based on class level and assigned within the time and dates shown on the chart at the end of this section or at <http://www.registrar.ucla.edu/soc/enrollappt.htm>.

Current-term degree candidates must redeclare candidacy for a later term to receive enrollment appointment times for future terms.

Undergraduate Student Enrollment

A two-pass system is used for UCLA's 25,000 undergraduates to ensure that everyone has the opportunity to enroll in required premajor, major, and GE courses and to graduate.

Undergraduates eligible to enroll for the next term enroll on URSA during two randomly-assigned appointments, which fall within pass periods that are prioritized as follows:

1. Seniors with less than 160 units (135–159.9 units)
2. Juniors with less than 135 units (90–134.9 units)
3. Sophomores with less than 90 units (45–89.9 units)
4. Freshmen with less than 45 units (0–44.9 units)

When determining class level, a student's current term units are included and enrollment appointment times are assigned based on that projected classification. To receive a graduating senior appointment time, 160 units must be completed *prior* to the current term. Projected class level is also used if course enrollment is restricted to a certain class level. Projected class level is indicated on URSA when a student checks his or her individual enrollment appointment times.

URSA does not allow students to enroll before their specified time and informs them of their correct appointment day and time.

Changes in the appointment sequence are made only to correct an appointment based on an incorrect class level. To request an appointment change, go to the Registrar's Office, 1113 Murphy Hall prior to the assigned appointment.

PRIORITY PASS. During their priority pass, students **may only enroll in 10 units** unless otherwise noted by their priority group. Students in a priority group who do not enroll during their priority pass appointment period must wait until their first pass appointment to enroll. Enrollment is not guaranteed during priority pass appointments.

Priority enrollment groups include Regents Scholars, athletes in NCAA sports, qualified veterans, and students served by the Office for Students with Disabilities. Sections are carefully monitored during each priority group pass to ensure that any one group does not exceed 30 percent and that all groups do not exceed 50 percent of a section's spaces, in accordance with recommendations of a task force appointed by the Committee on Educational Policy.

NOTE: Priority pass students may only enroll in a **total** of 10 units during their priority *and* first passes.

FIRST PASS. During their first pass, students **may only enroll in 10 units**. This gives all undergraduates a better chance to obtain at least two courses needed toward graduation. Students who do not enroll during their first pass appointment period must wait until their second pass appointment to enroll.

SECOND PASS. During their second pass, students can add courses up to the maximum units allowed by their College or school. They can enroll from the beginning of the specified appointment day and time through midnight on Friday of the second week of classes, when wait lists are eliminated and Study Lists of enrolled courses become official. Students should be enrolled in courses with unit credit by that date to avoid paying the late Study List filing fee and obtaining instructor signatures and College/school approval on Enrollment Petitions (for more details, see "Official Study Lists").

After second pass appointments begin, undergraduates may

1. Use a Permission to Enroll (PTE) number (see "Enrollment in Restricted Classes") to enroll through URSA for restricted or closed classes. Undergraduates may submit approved major change forms that may affect enrollment in courses restricted to particular majors
2. Submit approved petitions for contract courses
3. Request enrollment in Passed/Not Passed (P/NP) courses over the eligible limit of units (URSA informs students if this applies)
4. Submit approval for an **excess unit** Study List

Graduate Student Enrollment

Law, Medicine, and Dentistry students enroll as instructed by their respective Student Affairs Offices.

All other graduate students eligible to enroll for the next term are randomly assigned one appointment time or pass and can use URSA from the beginning of the specified appointment time through midnight on Friday of the second week of classes. Students should be enrolled in courses with unit credit by the deadline to avoid the late filing of Study List fee and to avoid having to obtain instructor signatures.

Study List Limits

Study list maximums are

College of Letters and Science	19 units
School of Engineering	21 units
School of Nursing	20 units
School of the Arts and Architecture	20 units
School of Theater, Film, and Television	19 units

To enroll in more units than the maximum allowed, see the appropriate College or school office to make an Excess Study List request.

Wait Lists

Wait lists are maintained through Friday of the second week of classes unless a department deletes them earlier. This may happen on the first day of classes for some sections, especially laboratories. Check the notes under the course listing in the *Schedule of Classes*. Students should not assume they will be added to a class or dropped from a class (if, for example, they are number one or number 100 on the wait list). Students must drop themselves before the official Study List deadline if they do not want the class.

A wait-list position within 10 percent of enrollment capacity (for example, number five for a class of 50) indicates a good chance of being enrolled. Many students drop classes after the first meeting, at which point other students may enroll in the class or advance on the wait list. Sometimes departments increase the enrollment capacity of the class, which automatically enrolls additional students from the wait list. Check URSA before Friday of the second week of classes to determine wait-list status.

Students may move backward on wait lists if a class is overenrolled through the use of PTE numbers. For example, a student who is first on the wait list for a course that has an enrollment capacity of 100 and is not overenrolled may move from position 101/100 to 105/100 if four students with PTE numbers enroll. The student cannot be enrolled until five people drop the course and the enrolled number is less than the enrollment capacity.

Enrollment in Restricted Classes

Students may enroll through URSA in a restricted class if they get a five-digit PTE number. A PTE number is issued at the discretion of the instructor or department offering the class. When used with the nine-digit course ID, it guarantees enrollment through URSA. Inquire at the respective departmental office regarding any internal department procedures for receiving a PTE number.

PTE numbers may be issued in the following cases:

1. The department/instructor offering the class may authorize **selective enrollment** if the enrollment capacity is filled. This is at

the instructor's discretion and may only be approved based on criteria established by the instructor and/or department

2. As an exception to published **restrictions** (consent of instructor, department consent, specified majors, class levels—freshmen only, juniors or above) in the *Schedule of Classes*
3. **Closed classes** (enrollment capacity reached). When the enrollment capacity is reached, students may choose to be on a wait list. They are moved into the class as enrolled students drop out or if the department increases the enrollment capacity

If the instructor/department assigns a PTE number, use the nine-digit course ID to enroll in the class through URSA. Note: Some instructors assign a PTE number and notify the student through URSA.

Enforced Requisites

Undergraduate students are prevented from enrolling in lower division Letters and Science courses with enforced requisites (as listed in the *UCLA General Catalog* or the online *Schedule of Classes*) if those requisites have not been met. Some courses with requisites may be in warning status, which allows enrollment but informs students that the course requisite has not been met. In the Class Listings section, courses with enforced requisites are notated with a Y in the ENF REQ column, located after the course title.

Students with transfer or AP credit that was not evaluated as equivalent to a specific requisite should consult the department offering the course for review of the transfer or AP credit as shown on their DPR. Decisions by the department concerning meeting requisites are final.

Impacted Courses

Courses that meet the criteria below and have been approved by the Faculty Executive Committee of the College or schools are designated as "impacted" courses.

1. Meet once a week and are difficult to complete if a student has not attended by the end of the second week of classes
2. Have high enrollment demand that deny qualified students enrollment because of limited resources
3. Have high instructor/student ratios, and/or
4. Involve large commitments of other resources

Each impacted course is clearly indicated in the Class Listings section by a Y in the IM (Impacted) column. In the online *Schedule of Classes*, the designation is listed under "Crns Info" or the "ID Number" which links to expanded information about a course.

Students cannot drop an impacted course after Friday of the second week of a term for other than exceptionally extenuating circumstances as described in "Drop Procedures."

Enrollment in Contract Courses

Students use MyUCLA to initiate a petition to enroll in a contract course. To start the process and obtain contract forms, students log in to MyUCLA, click on "Features" in the navigation bar, select "Academic" from the fly-out menu, and then select "Contract Courses." Contract forms are available for the following course numbers: Honors Contracts (89HC, 189HC), Student Research Program (99), USIE contracts (188SA, 188SB), and upper division tutorials (195-199). See the sample contract at <https://be.my.ucla.edu/contract/courses/CC.asp>.

Each form is customized for a specific course number. Before filling out the form, students need to prepare a short description of the proposed course of study, the nature of the faculty supervision, and the type of tangible evidence of work completed that will be presented at the conclusion of the course. The name of the faculty mentor who is to supervise the course is also needed at the time the form is filled out. After this information is entered, print the form and obtain the necessary signatures.

For students pursuing an internship (course 195), consult with either a departmental adviser or the Center for Community Learning (A265 Murphy Hall) to determine which unit coordinates the internship. Internships coordinated through the Center for Community Learning require a site supervisor's signature.

After obtaining the signatures of the instructor and the instructor's department chair, students must check with the department of the course in which they are enrolling, or with their College or school, to confirm which of the following options to use to complete enrollment in the course:

1. Through the department by leaving the form for processing
2. Through the appropriate school by taking the form to
 - a. 6426 Boelter Hall for the Henry Samueli School of Engineering and Applied Science
 - b. 103 East Melnitz Building for the School of Theater, Film, and Television
 - c. 2-200 Factor Building for the School of Nursing
3. Through the Registrar's Office by taking the form to 1113 Murphy Hall

Note: Students setting up contracts with instructors in one of the 19 School of Medicine departments must (1) obtain the instructor's signature, (2) take the form to the instructor's department where a staff person will obtain the chair's (or chair designee's) signature, and (3) bring the completed form to the Registrar's Office for enrollment processing.

The deadline to enroll in a contract course without a fee is Friday of the second week of classes; to enroll with a fee, the deadline is Friday of the third week of classes.

Once a contract is processed, students can print out their Study List which serves as a record of enrollment.

Official Study Lists

A Study List is a record of all courses a student is enrolled in for a term. A registered student's Study List of enrolled courses becomes official at midnight on Friday of the second week of classes and all wait lists are eliminated at that time.

Student Responsibility

Each student is responsible for all courses and the grading basis for each course, as listed on URSA, and cannot receive credit for courses not listed. Errors or omissions should be corrected before the College or school deadline for changes by petition. Unapproved withdrawal from or neglect of a course entered on the Study List results in a failing grade. URSA enrollment deadlines end at midnight on the published date (see the URSA appointment times chart below and the Calendar section). Study Lists should be checked through URSA after all enrollment transactions.

In planning courses for a term, students are responsible for avoiding class conflicts and avoiding conflicting or multiple same-day final examinations. See "Final Examination Policies" in the Class Listings section.

Study List Changes on URSA

Fees for adds and changes on URSA are automatically charged to a student's BAR account on a per-transaction basis. Anything submitted or requested as an exception to a published deadline is subject to a penalty fee. Approved retroactive enrollment requests are assessed a per-transaction fee. See the Calendar section for deadlines and see "Miscellaneous Fees" in the Registration section for all course transaction fees.

Undergraduate Study List Changes

Undergraduate students can make changes to their Study List through Friday of the second week without a fee. After Friday of the second week, when the Study List becomes official, undergraduate students are charged a fee to make changes. The fees are assessed through BAR. See "Study List Changes on URSA."

UNDERGRADUATE TIMETABLE FOR STUDY LIST CHANGES ON URSA		
	No Fee	Fee
Add a course	Weeks 1-2	Week 3 (with PTE)
Change variable units	Weeks 1-2	Weeks 3-4
Change grading basis	Weeks 1-2	Weeks 3-6
Drop a course	See drop reference chart	

For late enrollment transactions after the published deadlines, students should contact their respective counseling units for forms and procedures:

- College AAP students, 1209 Campbell Hall
- College athletes, Morgan Center
- College honors students, A311 Murphy Hall
- All other College students, A316 Murphy Hall
- Henry Samueli School of Engineering and Applied Science, 6426 Boelter Hall

- School of Arts and Architecture, 2200 Broad Art Center
- School of Theater, Film, and Television students, 103 East Melnitz Building
- School of Nursing, 2-200 Factor Building

Add a Course

Undergraduate students adding courses during the third week are assessed a Change in Study List per-course fee. For courses added after the official add deadline of Friday of the third week, they are assessed a per-course Change in Study List fee plus a per-course penalty fee. A PTE number is required if the class is closed or restricted. After week three, College or school approval is required to add a class. See "Miscellaneous Fees" for fee information.

Change Variable Units

Undergraduate students changing units through URSA on a variable unit class during third and fourth week are assessed a per-course change fee. After fourth week, students are assessed a per-course change fee plus a per-course penalty fee. After week four, College or school approval is required to make changes. See "Miscellaneous Fees" for fee information.

Drop a Course

Drop deadlines vary by College or school and the type of course (impacted or nonimpacted). See "Drop Procedures" and the drop reference chart below for more detailed information.

Note: Student athletes may not drop a class after the first day of class without their counselor's approval.

Change the Grading Basis of a Course

Undergraduate students changing the grading basis through URSA of an optionally graded course during weeks three through six are assessed a per-course change fee. Changes after Friday of sixth week require a petition; if approved, students are assessed a per-course change fee plus a per-course penalty fee. See "Changing Grading Basis" below for more detailed information; see "Miscellaneous Fees" for service fee information.

Graduate Study List Changes

Graduate students can use URSA to add, drop, change grading basis, or change variable units through the end of the last day of instruction. Fees are assessed through BAR after Friday of second week. See "Study List Changes on URSA" above.

GRADUATE TIMETABLE FOR STUDY LIST CHANGES ON URSA		
	No Fee	Fee
Add a course Drop a course Change grading basis Change variable units	Weeks 1-2	Week 3
Add a course Drop a course Change grading basis Change variable units		Weeks 4-10

Graduate students are assessed a per-course change fee when adding a course during the third week. They are also assessed a per-course change fee when dropping a course, changing variable units, or changing grading basis through Friday of tenth week. The official graduate add deadline is Friday of third week. For courses added after this date, graduate students are assessed a per-course change fee plus a per-course penalty fee and the enrollments are not counted toward departmental budget allocations. A PTE number is required if the class is closed or restricted.

Late Study Lists

Registered students who are not officially enrolled in courses for credit as of Friday of the second week of instruction must file a late Study List. Use an Enrollment Petition for this process.

A fee is charged for filing a late Study List after Friday of the second week of instruction as described under "Late Payment" in the Registration section. See "Miscellaneous Fees" for fee information. Fees are assessed through BAR.

1. Obtain the appropriate form: undergraduate students from the College or school advising unit; graduate students from a department adviser.
2. Obtain the necessary signatures and file the approved form at the processing locations noted on the Enrollment Petition form. Students are given a receipt of the approved/processed Study List and are responsible for all courses and grading basis as recorded.

Drop Procedures

Dropping a course may reduce a Study List below minimums required for full-time status, financial aid, the minimum progress requirement, and eligibility for residence halls and other services that require a specific enrollment status. The drop form reminds students about these requirements and the consequences that may be triggered if the petition is processed. It is each student's responsibility to meet enrollment unit requirements.

Dropping Nonimpacted Courses

Nonimpacted courses constitute the vast majority of courses and may be dropped on or before Friday of second week through URSA with no fee or transcript notation. Nonimpacted courses may be dropped during the third and fourth week through URSA with no transcript notation and a per-course change fee. Drops after Friday of fourth week are assessed a per-course change fee plus a per-course penalty fee. Drops after fourth week incur a transcript notation noting the week the class was dropped. See "Miscellaneous Fees" for fee information.

The drop periods for classes vary by College or school. See the drop reference chart.

Students in the College of Letters and Science can drop non-impacted courses through URSA without a transcript notation through Friday of fourth week. In weeks five through seven, students in the College can drop courses through URSA without an instructor's signature. During weeks eight through ten, students are restricted to three approved drops in their academic career. For drops after seventh week, an instructor's signature and College approval is required.

For students in the Henry Samueli School of Engineering, the School of the Arts and Architecture, and the School of Theater, Film, and Television, students can drop courses through URSA without a transcript notation through Friday of fourth week. After fourth week, they must obtain a drop petition from their academic deans' office.

DROP REFERENCE CHART

Note: All deadlines fall on Friday of the week(s) indicated. If that Friday is a University holiday, the deadline is the Thursday of that week.

College of Letters and Science Drop Period	Type	Method	Fee	Transcript Notation
Weeks 1-2 (all courses)	Drop	URSA	No fee	No transcript notation
Weeks 3-4 (nonimpacted courses)	Drop	URSA	\$ 5	No transcript notation
Weeks 3-10 (impacted courses)	Late Drop	Petition	\$20	Transcript notation
Weeks 5-7 (nonimpacted courses)	Late Drop	URSA	\$20	Transcript notation
Weeks 8-10 (nonimpacted courses)	Restricted Drop (maximum 3 drops)	Petition	\$35	Transcript notation
After week 10	Retroactive Drop	Petition	\$50	Transcript notation

HSSEAS, SOAA, SON, TFT Drop Period	Type	Method	Fee	Transcript Notation
Weeks 1-2 (all courses)	Drop	URSA	No fee	No transcript notation
Weeks 3-4 (nonimpacted courses)	Drop	URSA	\$ 5	No transcript notation
Weeks 3-10 (impacted courses)	Late Drop	Petition	\$20	Transcript notation
Weeks 5-10 (nonimpacted courses)	Late Drop	Petition	\$20	Transcript notation
After week 10	Retroactive Drop	Petition	\$35	Transcript notation

Dropping Impacted Courses

Students have only two weeks to drop an impacted course without a notation on their transcript. After Friday of second week, students who need to request a drop of an impacted course should first consult their instructor for advice on other options.

Impacted courses may be dropped after the second-week deadline only under extraordinary circumstances. Each impacted course is indicated by a Y in the IM (Impacted) column in the class listings in the *Schedule of Classes*.

If dropping is advised due to exceptional or extreme circumstances (such as severe illness), students must obtain a Late Impacted Drop Petition or a Retroactive Drop Petition from their counseling unit. Students must explain their situation on the form and obtain a signature from the instructor. For College of Letters and Science students, impacted course drop requests are considered by a faculty subcommittee of the Faculty Executive Committee. If approved, the dropped course appears on the student’s transcript with a notation indicating the week of the term in which the drop petition was filed, and the late drop fee is assessed.

Transcript Notation for Late Drops

Drops of impacted courses processed after Friday of second week and drops of nonimpacted courses processed after Friday of fourth week are recorded on the permanent undergraduate transcript. The entry records the week the course was dropped using the following format:

COGNITIVE PSYCH PSYCH 120A 4.0 B+
 SHAKESPEARE ENGL 90 4.0
 COURSE DROPPED WEEK 8

Changing Grading Basis

Courses with Optional Grading Basis

Courses with an optional grading basis allow students (not instructors) to choose either a Letter grade or a Passed/Not Passed grade (for undergraduates) or Satisfactory/Not Satisfactory grade (for graduate students). In URSA and the *Schedule of Classes*, the grade type for classes with an optional grading basis is displayed as SO (Student Option)—which appears in the grade type column. The default grading basis for such classes is LG (Letter grade).

Undergraduate students in good academic standing can change the grading basis on these courses through URSA. The deadline for undergraduates to make changes is Friday of sixth week. Graduate students can make changes through the last day of instruction. In the online *Schedule of Classes*, on the class listing page, click on “Crs Info” to determine if a course has optional grading, or see the course description in the catalog at <http://www.registrar.ucla.edu/catalog/updates/>.

Courses with Mandatory Grading Basis

Courses with a mandatory (nonoptional) grading basis (e.g., Letter Grade only, Passed/Not Passed, Satisfactory/Not Satisfactory) are designated LG, PN, or SU in URSA. The grading basis of these courses cannot be changed through URSA. Undergraduate students in good academic standing must petition to request a change in grading basis. The deadline for undergraduates to petition for change is Friday of sixth week. Graduate students can petition for change through the last day of instruction.

1. Using a Student Petition form, obtain approval to change grading basis from the department offering the class.
2. If departmental approval is granted, file the petition with the College or school counseling unit if you are an undergraduate student or with Graduate Division if you are a graduate student.
3. If the request is approved by the College, school, or Graduate Division, the petition is sent to the Registrar's Office, and the change in grading basis is recorded on the Study List.

(Engineering students at 6426 Boelter Hall; Letters and Science honors students at Honors Programs, A311 Murphy Hall; AAP students at AAP Counseling, 1209 Campbell Hall; athletes at the Morgan Center; all other Letters and Science students at College Academic Counseling, A316 Murphy Hall).

Special Programs Enrollment

Concurrent Enrollment

Concurrent enrollment—defined as taking courses during regular sessions (Fall, Winter, and Spring terms) for credit at UCLA and, at the same time, at another non-UC institution, including UCLA Extension—is not permitted except in extraordinary circumstances, and no credit is given for such courses unless the approval of the UCLA College or school has been obtained by petition prior to enrollment.

Intersegmental Cross-Enrollment

At the discretion of the appropriate campus authorities on both campuses, California Education Code sections 66755 and 66756 (amended by SB 361 passed in 1999) allow undergraduate students enrolled in any campus of the California community colleges, the California State University, or the University of California to enroll without formal admission in a maximum of one course per academic term at a campus of either of the other systems on a space-available basis. Enrollment in precollege courses is excluded.

UCLA students qualify for intersegmental cross-enrollment if they meet all the following requirements:

1. Complete at least one term at UCLA as a matriculated student
2. Enroll for a minimum of 6 units for the current term
3. Earn a grade-point average of 2.0 (C) for work completed

4. Pay appropriate tuition and fees at UCLA for the current term
5. Complete appropriate academic preparation as determined by the host campus
6. Have California residence status

Obtain a concurrent enrollment application from the College or school. An administration fee is charged for each academic term such enrollment is requested.

Intercampus Visitor Program

Undergraduates enrolled at one campus of the University of California may have the opportunity to attend another UC campus for one quarter or semester on the Intercampus Visitor Program. UCLA students obtain applications from the Registrar's Office, 1113 Murphy Hall. Observe the deadlines and enrollment restrictions on the application. Applications are reviewed by a student's College or school. Letters and Science students should contact College Academic Counseling in A316 Murphy Hall; Arts and Architecture students should contact the Student Services Office in 2200 Broad Art Center; Theater, Film, and Television students should contact the Student Services Office in 103 East Melnitz Building; Engineering students should contact the Student Services Office in 6426 Boelter Hall.

Simultaneous UC Enrollment

Undergraduate students may enroll simultaneously in courses offered by another UC campus. Eligible students must be registered (fees paid), in good standing, and enrolled in at least 12 units at UCLA. Students may simultaneously enroll in no more than one UC host-campus course not to exceed 6 units. Before attending the host campus, both campuses must give approval. Approval to enroll simultaneously on another UC campus does not guarantee credit toward specific degree or General Education requirements. Application of host-campus courses to UCLA graduation requirements is determined by the College or school. Details are on the application form. Obtain applications and directions for submitting forms from the following offices: honors students, A311 Murphy Hall; student athletes, Morgan Center; AAP students, 1209 Campbell Hall; all other Letters and Science students, College Academic Counseling, A316 Murphy Hall; Arts and Architecture, Theater, Film, and Television, Engineering and Applied Science, and Nursing students, their respective Student Affairs Office. The form is also available online at <http://www.registrar.ucla.edu/forms/>.

Spring 2010 URSA Enrollment Appointments

Based on class level, enrollment appointments are assigned randomly within the times and dates shown. Find exact enrollment appointment times through URSA at <http://www.ursa.ucla.edu>. Current-term degree candidates must redeclare candidacy for a later term to receive enrollment appointment times for future terms. All new undergraduate students must call Orientation at (310) 206-6685 to start the enrollment process. For projected classification information, see "Undergraduate Student Enrollment" earlier in this section.

	First Appointment	Time	Last Appointment	Time
Priority Pass <i>Enroll in up to 10 units.</i>				
All priority students	February 16	7:00 a.m.	February 17	11:00 p.m.
Priority pass ends February 21, 2010, at 11:59 p.m.				
First Pass <i>Enroll in up to 10 units.</i>				
Graduating seniors (160+ units)	February 22	7:00 a.m.	February 22	11:00 p.m.
New students	February 23	7:00 a.m.	February 23	7:00 a.m.
Reentering students	February 23	7:30 a.m.	February 23	7:30 a.m.
Seniors (135-159.9 units)	February 23	8:00 a.m.	February 23	9:00 p.m.
Juniors (90-134.9 units)	February 23	9:30 p.m.	February 25	9:30 a.m.
Sophomores (45-89.9 units)	February 25	10:00 a.m.	February 25	11:00 p.m.
Continuing freshmen (0-44.9 units)	February 26	7:00 a.m.	February 26	3:00 p.m.
First pass ends February 28, 2010, at 11:59 p.m.				
Second Pass <i>Enroll in up to Study List maximum units.</i>				
Graduating seniors	March 1	7:00 a.m.	March 2	9:00 a.m.
New students	March 2	9:30 a.m.	March 2	9:30 a.m.
Reentering students	March 2	10:00 a.m.	March 2	10:00 a.m.
Seniors	March 2	10:30 a.m.	March 3	9:00 a.m.
Juniors	March 3	9:30 a.m.	March 4	6:00 p.m.
Sophomores	March 4	6:30 p.m.	March 6	11:00 p.m.
Continuing freshmen	March 7	1:00 p.m.	March 7	11:00 p.m.
Second pass ends April 9, 2010, at 11:59 p.m.				
Graduate Pass				
Joint students	February 22	7:00 a.m.	February 22	7:00 a.m.
Other graduate students	February 22	7:30 a.m.	February 24	11:00 p.m.
Graduate pass ends April 9, 2010, at 11:59 p.m.				

URSA

www.ursa.ucla.edu

University Records System Access (URSA) gives UCLA students, and those who have been students within the past 10 years, real-time access to their official University academic records. In addition, students may set up and manage third-party access for others to access their data and Billing and Receivable (BAR) account.

URSA is available Sunday night from 6 p.m. through Tuesday at 1 a.m. and Tuesday through Saturday from 6 a.m. to 1 a.m., including holidays.

With its intuitive visual interface, URSA is the easiest way to enroll in classes and to gain real-time access to academic, financial, and personal records.

URSA is a secure encrypted site; records are confidential. Users access URSA by using their UCLA Logon ID and password. This personal logon information should not be given to anyone. Tampering with another student's enrollment or personal data is subject to disciplinary action up to and including suspension.

Users create and manage their individual UCLA Logon ID and password at <https://logon.ucla.edu>. Passwords can be changed and reset, and security questions can be set up to help users remember their passwords.


Third-Party Access

Students can authorize third parties to have view-only access to their student records and direct access to their BAR account. A third party establishes his or her own separate UCLA Logon ID and password, communicates this information (name and UCLA Logon ID) directly to the student, and the student selects which URSA features the third party can view or access. Students may revoke access, or change access features, at any time.

Students are advised of their FERPA rights, and they must check a box indicating that they understand they are waiving FERPA for student-designated third parties. Third parties must use URSA to access the features selected by the student. With the exception of financial information, no other non-directory student information may be released to third parties by any University staff over the phone or in person.

BruinAlert

Students with current e-mail addresses in URSA are automatically enrolled in BruinAlert to receive e-mail messages in the event of a UCLA emergency. See BruinAlert in the UCLA Online section.















URSA
OnLine










Time Remaining: 44:57

Main Menu







ACADEMIC

-  View Enrollment Menu
-  View Study List
-  Find a Class to Enroll
-  View Degree Progress Report & Grade Report
-  View Grades & GPA
-  View Enrollment Appointment Times
-  View Registration Status
-  View Academic and Financial Holds
-  Update Degree Expected Term
-  Declare Term Non-attendance
-  Download Study List
-  Order Transcripts

FINANCIAL

-  View eFAN and Financial Aid Awards on MyFAO
-  View Billing Accounts (BAR)
-  View Financial Aid Awards and Summary on URSA
-  View Refund Activity
-  View Financial Aid Document Tracking
-  View BruinCard Account
-  View Work-Study Info and Job Bulletin
-  View Tax Withholding Report
-  View MyHousing

PERSONAL

-  Update Address Information
-  Update E-mail
-  NEW Update Emergency Contact Information
-  Update Privacy Options
-  Manage 3rd Party Access
-  Bruin View - Search For Jobs

[LOG OFF](#)

Suggestion or Feedback? | [Help](#)
Monday, October 20, 2008 12:15:42 PM

UCLA Online

BruinAlert

The BruinAlert messaging service communicates official information during an emergency or crisis situation that disrupts normal operation of the UCLA campus or threatens the health or safety of campus community members. BruinAlert sends messages to student subscribers on a "best effort" basis to e-mail and text-capable wireless devices such as mobile telephones.

Students with current e-mail addresses in URSA are automatically enrolled in BruinAlert and receive e-mail messages in the event of an emergency. Short Message Service (SMS) text messaging is also available to students on a voluntary basis; students may subscribe to SMS through the BruinAlert website at <https://www.transportation.ucla.edu/bruinalert/>.

Bruin OnLine

124 Kerckhoff Hall
 Help Desk (310) 267-4357
<http://www.bol.ucla.edu>
 e-mail: consult@ucla.edu

Bruin OnLine (BOL) is a collection of software and services that provide UCLA students, faculty, and staff with access to e-mail, campus network services, and the Internet. Services include dialup access using PPP at speeds up to 56 kbps and wireless access to the campus network, along with wired connections through Ethernet ports.

Accessing Bruin OnLine Services

On campus, BOL services are available anywhere there is network access, including campus computing laboratories, libraries, and campus residence hall rooms; and anywhere there is wireless network coverage.

BOL can be accessed from off campus by

1. Using the BOL modem pool (310 area code). Users pay all telephone charges for toll or long-distance access (310 area code)
2. Using your own Internet Service Provider (ISP), connect through the BOL proxy server to access UCLA restricted resources such as software and library journals. See <http://www.bol.ucla.edu/services/proxy/> for more information

Access for Persons with Disabilities

The Academic Technology Services (ATS) Disabilities and Computing Program (DCP) provides adaptive technology to help persons with disabilities who use BOL-supported software. DCP can assist with configuration and training for screen reader, voice recognition, reading aid, and other software programs. Call (310) 206-7133 for more information or see the Student Services section.

Wireless Access

Wireless Internet access is available in select locations on campus for UCLA Logon ID holders with their own 802.11b-compliant laptop or handheld computer. For more information, see <http://www.bol.ucla.edu/wireless/>. For a map of wireless coverage areas, see <http://www.bol.ucla.edu/services/wireless/coverage/>.

Getting Started

To use BOL services, you need a UCLA Logon ID and password, and a computer that connects to the UCLA network. You can access BOL services from many locations throughout campus or from home. Personalized assistance is also available from the BOL Help Desk.

For instructions on creating a UCLA Logon ID, see the self-serve website at <https://logon.ucla.edu>.

UCLA Logon

A UCLA Logon ID allows authentication for a variety of online campus services, networks, and materials. With this ID, users can

1. Access class webpages and discussion groups
2. Search the UCLA Library and online databases
3. Create e-mail mailing lists
4. Download Internet browsers, anti-virus software, e-mail clients, and FTP programs
5. Create personal webpages
6. Check e-mail
7. Authenticate to use the BOL Proxy Server
8. Access the UCLA wireless network

Campus Computer Laboratories

Student computer laboratories are supported through Academic Technology Services (ATS) and the College Library Instructional Computing Commons (CLICC), a collaborative effort between ATS, Center for Digital Humanities, Social Sciences Computing, Office of Instructional Development, and College Library. Some 15 computer laboratories are available throughout campus, each with computers, peripherals, software, and services that cater to specific areas of study.

Access to the laboratories varies; departmental laboratories may require enrollment in either the major or a class. General purpose laboratories merely require a UCLA Logon ID and password, which is available free of charge to UCLA students, faculty, and staff. Kiosks to set up an account are available at several locations.

For information on locations, hours, and eligibility, see <http://www.humnet.ucla.edu/itc/resources/labs/>, <http://www.clicc.ucla.edu>, and <http://computing.sscnet.ucla.edu/public/main/default.aspx>.

Electronic Mailing Lists (Listservs)

Bruin OnLine offers a mailing list service that manages electronic mail discussion and e-newsletter distribution to list subscribers. Mailing lists are available for any academic purpose; new list requests from students require verification of faculty sponsorship. For more information, see <http://www.bol.ucla.edu/services/lists/>.

Instructional Enhancement Initiative

The Instructional Enhancement Initiative (IEI) is designed to

1. Provide course websites for faculty, teaching assistants, and enrolled students. The sites facilitate the distribution of supplementary course materials, lecture notes, homework assignments, research links, and electronic communication, including virtual office hours and class bulletin boards for interactive question and answer sessions. Instructors decide which of these online capabilities are best suited to their course websites.
2. Provide enhanced computer laboratories with expanded hours of access for student use.

Students enrolled in undergraduate non-tutorial courses in the College of Letters and Science and undergraduate non-tutorial courses (including graduate non-tutorial courses taught concurrently with undergraduate courses) in the Henry Samueli School of Engineering and Applied Science are assessed a per-unit course materials fee, called the Instructional Enhancement Initiative (IEI) fee. For fee amounts, see the Miscellaneous Fee chart in the Registration section or online at <http://www.registrar.ucla.edu/fees/>. Fee assessment through BAR is based on actual enrollment at the end of the fourth week of the quarter. IEI fees apply to all students except Education Abroad Program reciprocity students and CAPP (Washington internship) students.

For questions about IEI fees, see <https://be.my.ucla.edu/faq/aboutIEI.htm> (College of Letters and Science) or <http://www.seas.ucla.edu/feeinfo/> (Henry Samueli School of Engineering and Applied Science).

MyUCLA

MyUCLA at <http://my.ucla.edu> is a secure, personalized gateway to a variety of online information and campus services tailored to student needs. Features of MyUCLA include

1. WebMail including previews, address book import/export, e-mail address look-up from personal and campus directories, text features, and batch reply mailing
2. Calendar pre-populated with 15 categories of events including class schedules, finals, counseling appointments, workshops, student elections, and enrollment periods
3. Class Planner where class schedules can be created, printed, saved, and shared with counselors; and, through links with URSA, used to streamline the enrollment process
4. Study List showing classes and class information for current and previous quarters, including links to course websites, grades, library reserves, textbooks, the *Schedule of Classes*, TurnItIn, and participating classmates
5. Personalized notices concerning research and scholarship opportunities, Commencement, MyUCLA group events, and more
6. Student elections voting
7. Workshop sign-ups for sessions that help students meet academic and professional goals
8. Student forums in categories including academics, world issues, and dating
9. Internship search

10. Academic tools such as GPA calculator, virtual counseling, and contract courses

Newsgroups

Usenet is a worldwide discussion system of newsgroups classified by subject. Newsgroups available on news.ucla.edu include the [ucla.*](http://news.ucla.edu) hierarchy which is dedicated to topics specific to UCLA and is not transmitted outside of UCLA.

Bruin OnLine has its own newsgroups, for example, that post announcements about its service and where students can ask questions about computer software and hardware (ucla.bol.announce, ucla.bol.general, and ucla.bol.webpages). Other newsgroups help with platform questions (ucla.pc and ucla.mac), while still others post announcements and offer forums (for example, ucla.general, ucla.announce, ucla.rumor, and ucla.forsale). Some classes have their own newsgroups as well (see ucla.classes.* hierarchy).

Newsgroups offered by news.ucla.edu can be accessed through a newsreader client such as Outlook Express, Mozilla, or Netscape. For more information, see <http://www.bol.ucla.edu/services/news/>.

Online Directory

The UCLA Campus Directory offers directory information about faculty, staff, students, and departments. Student listings in the online directory are generated through URSA and are updated nightly (excluding weekends) by the Registrar's Office, which administers student privacy rights for release of student information. A student may change address, telephone number, e-mail address, and privacy options through URSA. Changes to address and privacy options may also be submitted using a Name Change or Correction form, available in the Murphy Hall northwest lobby or at <http://www.registrar.ucla.edu/forms/>, and filed at 1113 Murphy Hall. For more details on privacy options, see "Disclosure of Student Records" in the Official Notices section or see URSA at <http://www.ursa.ucla.edu>. To access the online Campus Directory, see <http://www.directory.ucla.edu>.

Student Technology Center

The Student Technology Center coordinates computing connectivity to the campus network for students living in on-campus housing, including network card purchase and installation, and technical support. The center houses a computer laboratory with Macintosh and Windows computers. It also offers fax, shipping, copying, and printing services. Located opposite Covel Commons at 330 De Neve Drive, (310) 825-3400; see the housing website.

UCLA Homepage

The UCLA homepage (<http://www.ucla.edu>) offers a gateway for access to information on campus teaching, research, and service. Its main menu links to sites for prospective and current students; arts, museums, and athletic events; and academic, library, and research information. It also offers access to the Online Directory and pages for alumni. In addition, the current students link connects to URSA, MyUCLA, student services, computing laboratories, and campus news. A search feature allows for easy browsing through the thousands of webpages that comprise the UCLA site, including those for departments, programs, and services.

UCLA Library Electronic Resources

While continuing to develop and manage collections of traditional printed materials, the UCLA Library also purchases or licenses access to many digital resources which are available through its website, <http://www.library.ucla.edu>. Resources include electronic journals, books, reference works, periodical indexes, and abstracts.

The online UCLA Library Catalog contains records for all library holdings and other campus collections, including the Film and Television Archive, Ethnomusicology Archive, and ethnic studies center libraries. It also shows library item location and circulation status, and allows users to request document delivery services and SRLF items.

The online Melvyl Catalog contains information on all University of California campus holdings as well as a number of other collections. Through Melvyl, users can request items from other campuses and have them delivered to UCLA.

Librarians and trained staff are available in the libraries, online, and by telephone to answer questions about using online systems, and to provide assistance with reference and research topics.

Student Services

Student Services support the teaching, research, and public service functions of the University while they promote the academic success of UCLA students and enhance the quality of campus life.

Registrar's Office Services

In addition to enrollment services, the Registrar's Office helps students determine residence status, change names on official records, and obtain transcripts and degrees. See the Registrar's Services Directory for a complete list of services.

Establishing Residence for Tuition Purposes

Specific criteria for establishing residence for tuition purposes are included in the Appendix of the current *UCLA General Catalog* and in the Registrar's Office website at <http://www.registrar.ucla.edu/residence/>. Direct inquiries about residence requirements to the Residence Deputy, 1113 Murphy Hall, (310) 825-3447. No other University personnel are authorized to supply information about residence requirements for tuition purposes.

The Petition for Residence Classification is obtained on the Registrar's Office website and filed at 1113 Murphy Hall prior to the late registration period for the term in which the student is eligible for classification from nonresident to resident status. Documentation of residence will be requested at that time.

Name Change

To change their names on official University records, or to identify capitalization, punctuation, or accent marks (for their diploma) that computer files do not accommodate, students must obtain and file (no fee) the UCLA Name Change or Correction form at the Registrar's Office, 1113 Murphy Hall. Proof of former and new name must be submitted with the form. Forms are available in the Murphy Hall northwest lobby and at <http://www.registrar.ucla.edu/forms/>. A new BruinCard must be obtained at 123 Kerckhoff Hall for a replacement fee.

Official Transcripts

Two versions of official UCLA student records are available from the Registrar's Office, 1113 Murphy Hall. These are the academic transcript and the verification transcript. Each is designed to meet specific needs.

Official UCLA transcripts are printed on security paper to safeguard against unauthorized duplication, alteration, and misrepresentation. The paper has a multicolor security background with a faint background design and a border with the words "University of California, Los Angeles." Authentication details are located in the lower right hand corner of the transcript, and the transcript legend is located on the reverse of the document.

The Registrar's Office provides transcripts for regular and summer sessions. For UCLA Extension courses, order transcripts from UCLA Extension, P.O. Box 24901, Los Angeles, CA 90024 or online at <http://www.uclaextension.edu>. For professional school transcripts, contact the school or see <http://www.registrar.ucla.edu/faq/transcriptfaq.htm>.

Student Copy. An unofficial transcript may be obtained in person only at the Registrar's Office, 1113 Murphy Hall. A photo ID is required. The unofficial transcript is printed on plain paper and does not carry the Registrar's seal. One copy of the unofficial transcript, which may be photocopied as needed, is supplied at no charge.

Academic Transcript

The academic transcript is a student's complete academic record, including a listing of courses taken, transfer credit, units, grades, grade-point average (GPA), earned UCLA degrees, and in-progress term information, which includes a list of the courses that student enrolled in during the term the document was requested, and other in-progress information such as a change in major or the removal of an I grade.

Grades for completed terms are processed immediately following the conclusion of final examinations. Complete academic transcripts are available approximately two weeks after the last day of the term. For graduating students, academic transcripts with the graduation date included are available approximately seven weeks after the end of the term. If you require earlier proof of graduation, contact your degree auditor in 1113 Murphy Hall. A fee is charged for this service.

The minimum period required for processing and issuing academic transcripts for both registered and former students is three working days. Expedited service (processing within 24 hours) is available for an additional charge per addressee.

Verification Transcript

The verification transcript certifies registration (fee payment), enrollment status, and degrees. For auto insurance "good student" discount, insurance forms should be presented at 1113 Murphy Hall. The verification fee is required for this service. Verification transcripts confirm student status only after registration fees have been paid for the term. Verification of student workload is based on actual enrolled units and does not consider wait-listed units or list courses for a term.

Verification of degree can be issued after your degree has been posted to your student record approximately seven weeks after the term ends. If you require verification before your degree is posted, contact your degree auditor in 1113 Murphy Hall.

The fee for a verification transcript is waived if requested for loan or student aid verifications (proof of request required). Most enrollment verifications for loans and creditors, however, are processed for the University by National Student Clearinghouse.

Third-Party Verifications

UCLA has authorized National Student Clearinghouse to act as its agent for all third-party verifications of student enrollment and degrees. Degree verification for the most recent term is available approximately eight weeks after the term ends. The Clearinghouse abides by all provisions of the Family Educational Rights and Privacy Act (FERPA). See <http://www.studentclearinghouse.org>.

Ordering Transcripts

Effective February 1, 2010, current students *must* order official academic and verification transcripts online through URSA or by mail using the Transcript Order form, available in the Murphy Hall northwest lobby or at <http://www.registrar.ucla.edu/forms/>. Students requiring special handling or services, or non-current students, may order academic and verification transcripts in person at 1113 Murphy Hall.

Requests using the Transcript Order form should include

1. The name under which you were registered at UCLA
2. Your dates of attendance

3. Your date of birth
4. Your 9-digit student ID number, if available
5. Your complete address and telephone number
6. The number of copies you need
7. Detailed mailing instructions including any special handling
8. Your full signature

More information on ordering transcripts is available by calling (310) 825-1091, option 6, or by sending e-mail to transcripts@registrar.ucla.edu.

Fees and Payment

See the Miscellaneous Fees chart for transcript fees and services. For online orders, a Visa, MasterCard, Discover, Pulse, or Star card is required. Mail orders must be accompanied by a check or money order payable to Regents-UC. For in-person orders, current students' transcript fees are billed to their BAR account. BAR accounts are administered electronically (eBill) through URSA. Payments are processed by the Administrative Main Cashier Office.

In some cases, additional fees may apply. Forms that must be completed by the Registrar's Office and envelopes that require official signatures are charged a special handling fee. Expedited service (processing within 24 hours) is available for an additional fee per addressee. Express Mail or Federal Express services are also available; consult the Registrar's Office for special mailing fees.

Transcripts can be faxed with payment of an additional fees for domestic and international faxes. Transcripts that are faxed are generally not considered official, and confidentiality can not be guaranteed.

Transcript requests are not processed for anyone with outstanding obligations to the University. Fees are subject to change at any time.

Veterans Affairs

The Registrar's veterans affairs coordinator provides information for veterans and their eligible dependents about U.S. Department of Veterans Affairs (VA) educational benefits and tutorial assistance. The coordinator also issues fee waivers to dependents of California veterans who are deceased or disabled due to service-related injuries and who meet income restrictions pursuant to California Education Code section 10652. The veterans affairs coordinator is located at 1113 Murphy Hall, (310) 825-5391. More information about these and other veterans services on campus can be found on the Registrar's Office website at <http://www.registrar.ucla.edu/faq/veteranfaq.htm>.

Other Student Services

Programs and services are geared to supporting the mental, social, and physical development needs of students in a healthy, safe, and intellectually challenging environment.

Arthur Ashe Student Health and Wellness Center

The Arthur Ashe Student Health and Wellness Center is a full-service medical clinic available to all registered UCLA students. Its clinical staff of physicians, nurse practitioners, and nurses is board-certified. It offers primary care, specialty clinics, and physical and occupational therapy. The center has its own pharmacy, optometry, radiology, and laboratory. Visit, core laboratory test, and X-ray fees are all no-charge for students with the UCLA Student Health Insurance Plan (SHIP). Students with SHIP pay lower co-pays for prescriptions filled

at the Ashe Center pharmacy. The plan year deductible is waived for network provider office visits, diagnostic X-rays, lab, CT, MRI, and payable emergency room facility fees. The deductible applies to all other services, including at the Ashe Center acupuncture, casts, devices, immunizations, injections, urgent care facility, and physical and occupational therapy. All fees incurred at the Ashe Center are billed directly to students' BAR accounts.

If a student withdraws, is dismissed, has registration fees cancelled, or takes a leave of absence during a term, he or she continues to be eligible for health services for the remainder of the term at full cost. If a student with SHIP withdraws with a less than 100% refund, SHIP continues through the remainder of the term.

The cost of services received outside the Ashe Center is each student's financial responsibility. Students who waive SHIP need to ensure that they are enrolled in a plan qualified to cover expenses incurred outside of the Ashe Center, and are responsible for knowing the benefits of and local providers for their medical plan.

For emergency care when the Ashe Center is closed, students may call nurse line telephone triage services at (866) 704-9660, or obtain treatment at the UCLA Medical Center Emergency Room or the nearest emergency room on a fee-for-service basis. It is the student's responsibility to have insurance billed. A student with SHIP must have follow-up visits, after emergencies, in the Ashe Center. If care cannot be provided in the Ashe Center, the Ashe Center clinician will give the student a written referral to a network provider.

Office hours during the academic year are weekdays 8 a.m. to 6:30 p.m. except Friday, when service begins at 9 a.m. Located at 221 Westwood Plaza (next to John Wooden Center), (310) 825-4073; see <http://www.studenthealth.ucla.edu>.

BruinCard

The UCLA BruinCard is a mandatory campuswide identification card that can electronically confirm student status and eligibility for services. A BruinCard is issued only upon presentation of supporting photo identification: a driver's license or state ID, passport, or military ID.

BruinCard features and functions include:

1. Official university ID used to gain admission to campus events, and to verify identification for health care at the Ashe center, examinations, and voting in student elections
2. EasyPay pre-paid debit card feature for purchases at campus stores and restaurants, and at select local merchants
3. Library card for materials check-out, copies, and printing
4. Campus gym and recreational facilities pass
5. Residence hall access key and meal card for residence dining halls and select campus restaurants
6. Laundry card at all university housing laundry facilities
7. Transportation card for discounted fares on Santa Monica and Culver City bus lines

Students with holds from an office with which they have an outstanding obligation (financial, academic, or administrative) may not receive services until the hold is released by the initiating office. For details on outstanding holds and initiating offices, check URSA at <http://www.ursa.ucla.edu>.

To make a deposit, check account balance, view recent transactions, and report lost or stolen cards, see the BruinCard website at <http://www.bruincard.ucla.edu>.

BruinCard centers in 123 Kerckhoff Hall and 150A Sproul Hall are open weekdays from 9 a.m. to 4 p.m., (310) 825-2336.

Bruin Resource Center

The Bruin Resource Center (BRC) can help students navigate the campus and its many services by directing them to the correct office and personnel to meet specific needs. The BRC can also help students cut through some of the “red tape” that can exist at any large university.

Services are offered to all students, with specialized services for transfer and re-entry students, student parents, and students transitioning out of foster care. Additional offerings include workshops and academic courses to help students develop practical skills and knowledge to succeed at UCLA. The BRC also houses the Veterans Resource Office which offers services specifically designed to assist veteran and current military member students. Located at B44 Student Activities Center; see <http://www.brc.ucla.edu>.

Career Center

The UCLA Career Center offers services and resources to help students and alumni explore career possibilities, make career plans, develop skills for conducting a successful job search, obtain internships, and secure part- and full-time employment.

Services include career counseling; career laboratory; graduate and professional school planning; letters of reference service; credentials file services; Ph.D. career services; career fairs; information sessions; BruinView™ jobs, internships, and interviews; Bruin Alum-Link™ career counseling for UC eligible alumni; BruinView™ for Alumni; and international internships and other opportunities.

Workshops are offered on a variety of topics, including skills assessment, graduate and professional school preparation, résumé and curriculum vitae writing, mock interviews, international opportunities, and Internet job search strategies.

Career Center hours are 9 a.m. to 5 p.m. weekdays. Located in the Strathmore Building second and third floors, 501 Westwood Plaza, (310) 206-1915; see <http://career.ucla.edu>.

Center for Student Programming

The Center for Student Programming (CSP) helps students start a club or join an existing one and serves as the official registry for all campus organizations. Staff members advise activities ranging from greek life to campus retention and student outreach. CSP assists students with program and leadership development and fund-raising, interprets and enforces University rules and regulations, and administers bulletin boards on campus. Located at 105 Kerckhoff Hall; see <http://www.studentactivities.ucla.edu>.

Cultural and Recreational Affairs

The Department of Cultural and Recreational Affairs (UCLA Recreation) coordinates recreational programming and supervises campus recreational activities, facilities, and services. Located at 2131 Wooden Center; see <http://www.recreation.ucla.edu>.

Dean of Students

The Office of the Dean of Students assists students with whatever needs they might have. Direct services include general counseling; sending emergency messages to students; and assisting in understanding University policies and procedures, including grievance procedures regarding student records, discrimination, and student debts. Located at 1206 Murphy Hall; see <http://www.deanofstudents.ucla.edu>.

Disabilities and Computing Program

The Disabilities and Computing Program (DCP) provides adaptive technology and information access support and services for students, faculty, and staff with disabilities. Applications include voice input, Braille, large print, screen-reading software, and learning disability software. Consulting and training for individuals and departments are available. The program also offers Web accessibility evaluations and guidelines. The Disabilities and Computing Laboratory is open from 8:30 a.m. to 5 p.m. Monday through Friday. Located at 4909 Math Sciences, voice/TTY (310) 206-7133; see <http://www.dcp.ucla.edu>.

Housing Services

University Housing

Housing Services oversees on-campus housing for undergraduate students and university apartments for students with families and graduate students. Applications for on-campus housing and university apartments require a nonrefundable application fee. Apply online at <http://www.housing.ucla.edu/myhousing/>. For answers to frequently asked questions about housing and the application process, contact UCLA Housing Services online at <http://www.housing.ucla.edu/ask/>. Located at 360 De Neve Drive (Sproul Hall).

Off-Campus Housing

The Community Housing Office offers rental resources for students, faculty, and staff interested in non-university, off-campus housing. The office maintains online listings that include vacant rental units, shared rentals, rooms in private homes, and short-term shared and vacant sublets (one to six months). Students search and post listings at no charge. Located at 360 De Neve Drive (Sproul Hall); see <http://www.cho.ucla.edu>.

International Student Services

Dashew Center for International Students and Scholars

The Dashew Center for International Students and Scholars assists international students with questions about immigration, employment, government regulations, financial aid, academic and administrative procedures, cultural adjustment, and personal matters. The center provides visa assistance for faculty, researchers, and postdoctoral scholars. It also offers programming to meet the needs of the campus multicultural population. Located at 106 Bradley International Hall; see <http://www.internationalcenter.ucla.edu>.

International Education Office

Study abroad is an exciting and broadening experience that enriches any educational curriculum. The International Education Office (IEO) serves as the campuswide gateway to international education by developing, publicizing, and administering study abroad and student exchange programs. The programs include Education Abroad Program (EAP), Travel Study, Quarter Abroad, and various student exchange agreements. Located at B300 Murphy Hall; see <http://www.ieo.ucla.edu/>.

Lesbian Gay Bisexual Transgender Campus Resource Center

The Lesbian Gay Bisexual Transgender (LGBT) Campus Resource Center provides education, information, and advocacy services for the UCLA community. The center offers support groups, educational workshops, training seminars, and social activities. It maintains a library of 4,000 books, periodicals, and films; a computer facility; and social space. The staff supports students, faculty, and staff who wish

to connect to the campus LGBT community, feel they have experienced harassment or discrimination, or simply are looking for a welcoming space. Located at B36 Student Activities Center; see <http://www.lgbt.ucla.edu>.

Libraries

The UCLA Library, a physical and virtual network of libraries serving programs of study and research in many fields, is among the top 10 ranked research libraries in the U.S. The total collections number more than 8 million volumes, more than 50,000 serial titles, and some 230,000 electronic resources.

Undergraduates are encouraged to use the College Library, which features collections and services in support of the undergraduate curriculum. The Arts Library, Louise M. Darling Biomedical Library, Richard C. Rudolph East Asian Library, Hugh and Hazel Darling Law Library, Eugene and Maxine Rosenfeld Management Library, Music Library, Charles E. Young Research Library, and Science and Engineering Library serve scholarly and research needs of undergraduate and graduate students and faculty. Additional materials are stored at the Southern Regional Library Facility (SRLF).

On the library website, users can search for collections, services, holdings, and information systems at UCLA, the UC system, and libraries worldwide; get help from a librarian online, by e-mail, or by telephone; find library hours and locations; and more. See <http://www.library.ucla.edu>.

Mental Health Services

Counseling and Psychological Services (CAPS) offers students short-term personal counseling and psychotherapy at 221 Westwood Plaza (Wooden Center West), (310) 825-0768. Psychologists, clinical social workers, and psychiatrists assist with situational stresses and emotional problems that may include problems with interpersonal relationships, academic stress, loneliness, difficult decisions, sexual issues, anxiety, depression, or other concerns affecting the personal growth of students. See <http://www.counseling.ucla.edu>.

Services are confidential and available to regularly enrolled students. Students are seen individually or may choose from a number of groups offered each term. Appointments are made weekdays between 8 a.m. and 5 p.m. Emergency and walk-in counseling are also available. There are fees for all clinical services. If a student is enrolled in SHIP, these clinical fees are paid by SHIP. Students may access CAPS 24 hours a day for crisis counseling by calling (310) 825-0768.

Office for Students with Disabilities

The Office for Students with Disabilities (OSD) provides a wide range of academic support services to regularly enrolled students with documented permanent or temporary disabilities in compliance with Section 504 of the Rehabilitation Act of 1973, the Americans with Disabilities Act (ADA) of 1990, and University policies. Academic support services are determined for each student based on specific disability-based requirements. Services include campus orientation and accessibility, note takers, readers, sign language interpreters, Learning Disability Program, registration assistance, test-taking facilitation, special parking assistance, real-time captioning, assistive listening devices, on-campus transportation, adaptive equipment, support groups and workshops, tutorial referral, special materials, housing assistance, referral to UCLA's Disabilities and Computing Program, and processing of California Department of Rehabilitation authorizations. There is no fee for any of these services. All contacts and assistance are handled confidentially. Located at A255 Murphy Hall, voice (310) 825-1501, TTY (310) 206-6083; see <http://www.osd.ucla.edu>.

Office of Ombuds Services

The Office of Ombuds Services is a resource that provides assistance in resolving conflicts, disputes, or complaints on an informal basis to all members of the UCLA community. This office is independent, neutral, and confidential. Located at 105 Strathmore Building. For more information see <http://www.ombuds.ucla.edu> or call (310) 825-7627.

Parking and Commuter Services

Commuter Assistance—Ridesharing

The Commuter Services and Information (CSI) Office informs students about commuting and transportation options. Learn more online or at the CSI office, located at 100 Strathmore Building (Strathmore Drive and Westwood Plaza), 7:45 a.m. to 5 p.m. weekdays, (310) 794-RIDE. See <http://www.transportation.ucla.edu>.

Many students form or join existing UCLA carpools or vanpools. Students can use Zimride, a Facebook application, to find one-time rides or create a carpool with fellow Facebook users. More than 160 vanpools commute to UCLA from over 80 Southern California communities. Full- and part-time vanpool riding opportunities are available. Registered two- and three-person student carpools are given top priority to receive parking (see below).

Discount fare options cover nearly all public transit coming to campus. *BruinGo!* offers a 25-cent fare on the Santa Monica Big Blue Bus and Culver CityBus lines (BruinCard required). The *Go Metro* quarterly pass offers half-price fares on all Metro Bus and Metro Rail lines. Students can also purchase half-price monthly passes to ride on LADOT Commuter Express, City of Santa Clarita Transit, and Antelope Valley Transit Authority commuter bus services.

Parking Permits

Due to limited availability, parking at UCLA is offered to students who demonstrate the greatest need. Student parking permits are assigned through a point system that considers class standing, commute distance, employment, dependent children, and professional school obligations. Students are encouraged to apply on time and follow all application and payment guidelines in order to increase their chances of receiving a permit. Permits are not guaranteed.

Commuter students residing in ZIP codes 90024 and 90025, and residence hall students (excluding Regents' Scholars) without an off-campus job must file an appeal to obtain parking. For parking appeal forms and deadline dates, see <http://www.transportation.ucla.edu>.

When assigning parking permits to students, UCLA Parking Services gives the highest priority to carpools. All qualified two- and three-person student carpool groups that apply on time are given priority for carpool permits. Student carpool members share a discounted permit rate. All members of a proposed student carpool must apply using a paper application each quarter. To find someone with whom they can carpool, students may call (310) 794-RIDE.

Commuter student permits are assigned for the academic year and can be paid for annually or quarterly. Residence hall and carpool permits must be applied for and purchased quarterly. Renewal forms for students paying quarterly are automatically mailed before the Winter and Spring Quarter payment due dates. Students who are not offered a parking assignment during a given term need to reapply the following quarter.

Student Parking Request forms, along with important quarterly due dates and information on how to apply for a parking permit, are available online, by calling (310) 825-6918, or in person weekdays from 7:45 a.m. to 5 p.m. at Parking Services. Students are encouraged to complete and submit parking applications online, check parking status and, if approved for parking, pay for their permit

through a secure online payment process. See <http://www.parking.ucla.edu/appmain.htm>.

Students with permanent disabilities who have disabled persons' placards or DMV-issued disabled persons' license plates, and students with short-term disabilities, may apply to the Office for Students with Disabilities, (310) 825-1501, for parking assignments and on-campus transportation assistance.

Parking permits and access cards to campus lots and structures are not transferable and may be purchased only from UCLA Parking Services. Resale is prohibited and subjects both buyer and seller to disciplinary action.

Student Legal Services

Currently registered and enrolled students with legal problems or questions about their legal rights can get assistance from experienced attorneys who help students resolve legal problems, including those related to landlord/tenant relations; accident and injury problems; criminal matters; domestic violence and harassment; divorces and other family law matters; automobile purchase, repair, and insurance problems; health care, credit, and financial aid issues; consumer problems; and University-related problems. Assistance is available by appointment from 9 a.m. to 5 p.m. weekdays. Student Legal Services is located in A239 Murphy Hall, (310) 825-9894; see <http://www.studentlegal.ucla.edu>.

UCLA Store: Textbooks and Course Materials

Textbooks and course readers for most classes are available in the **UCLA Store-Ackerman Union**, located on the A Level of Ackerman Union. For store hours, refund policies, and textbook information, call (310) 206-0790. For information on book buyback, call (310) 206-0785.

Law, management, urban planning, social welfare, public policy, architecture, art, urban design, information studies, and theater, film, and television textbooks are available at the **UCLA Store-Lu Valle Commons**. On-campus UCLA Extension textbooks are also stocked there. For more information, call (310) 825-7238.

Textbooks for medicine, dentistry, nursing, public health, and the health sciences are available at the **UCLA Store-Health Sciences**. For more information, call (310) 825-7721.

The *UCLA General Catalog* is published regularly (see "Official Publications" in the Official Notices section) and is available for sale in all UCLA Store locations, or online at <http://www.uclastore.com> under the Bookzone tab. Blue books and scantron forms are also available in the Ackerman, LuValle, and Health Sciences locations of the Store.

The best times to shop are on weekends, or before 10 a.m. and after 5 p.m. on weekdays. **Save your cash register receipts**, since they are required for returns or refunds. See the Calendar section for refund deadlines.

Find required textbooks at <http://www.uclastore.com>. Click on the textbooks tab and follow the directions on the screen. Computer Store price lists and the UCLA BookZone database for reference books and study aids are also online.

Registrar's Services Directory

The Registrar's Office is open 9 a.m. to 4 p.m. weekdays. For more information, see the Registrar's Office Frequently Asked Questions at <http://www.registrar.ucla.edu/faq/>.

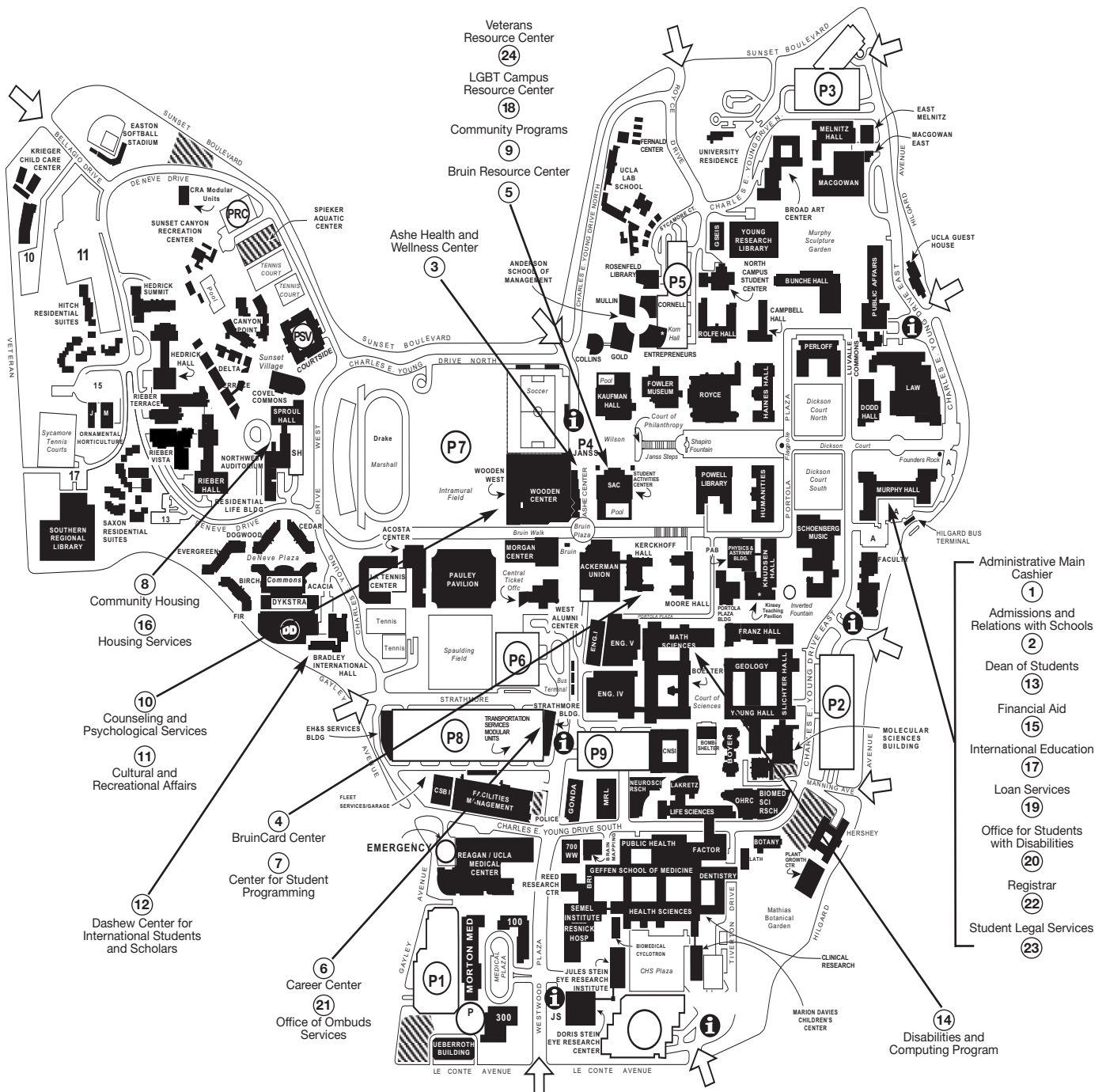
Student Service	Contact	Location
Degree auditor: current-term degree candidates, ask to see Letters and Science Degree Auditors Master's/Doctoral Arts and Architecture Engineering Nursing Theater, Film, and Television	(310) 825-2754 (310) 825-2754 (310) 206-3564 (310) 825-2036 (310) 825-7181 (310) 825-5761	1113 Murphy Hall 1113 Murphy Hall 2200 Broad Art Center 6426 Boelter Hall 2-200 Factor Building 103 East Melnitz Building
Degree Progress Report (DPR) View and print DPR	URSA	
Diplomas Receive for awarded degree; request duplicate or special order diploma	(310) 825-1091, option 6	1113 Murphy Hall
Enrollment Services Process restricted courses and enrollment petitions	(310) 825-1091, option 6	1113 Murphy Hall
Fees Receive information on approved fee reductions for part-time undergraduates; on refunds for withdrawal, dismissal, cancellation, leave of absence; or waivers for late registration fee payment, enrollment petition	(310) 825-1091, option 6	1113 Murphy Hall
Grades Receive current and past term grade reports/term printout Inquire about procedures for grade changes or incomplete grades	URSA (310) 825-1091, option 6	1113 Murphy Hall
Holds Receive details on holds initiating offices	URSA	
Personal Information Change name or social security number (name change forms available in Murphy Hall northwest lobby) Change address, telephone, or contact information Verify privacy options (disclosure of student records)	In person URSA URSA	1113 Murphy Hall 1113 Murphy Hall
Readmission File undergraduate readmission application (forms available in Murphy Hall northwest lobby)	(310) 825-1091, option 6	1113 Murphy Hall
Registration Cancel registration before the first day of class Verify registration fee payment	(310) 825-1091, option 6 URSA	1113 Murphy Hall
Residence information for tuition purposes Determine eligibility for change in residence status	(310) 825-3447	1113 Murphy Hall
Transcripts Order official transcripts online Order official transcripts in person (forms available in Murphy Hall northwest lobby)	URSA In person transcripts@registrar.ucla.edu	1113 Murphy Hall
Verifications Confirm status of student attendance, degrees, address information, loan forms, "good student" auto insurance certification	Student: In person Third party: http://www.studentclearinghouse.org	1113 Murphy Hall

Student Services Directory

Student Services support teaching, research, and public service functions of the University by providing programs, services, and educational experiences that promote the academic success of UCLA students and enhance the quality of campus life. Programs and services are geared to supporting the mental, social, and physical development needs of students in a healthy, safe, and intellectually challenging environment.

Student Service	Location	Telephone	Web Address
1. Administrative Main Cashier	1125 Murphy Hall	(310) 825-2201	http://asksfs.custhelp.com
2. Admissions and Relations with Schools	1147 Murphy Hall	(310) 825-3101	http://www.admissions.ucla.edu
3. Ashe Health and Wellness Center	221 Westwood Plaza	(310) 825-4073	http://www.studenthealth.ucla.edu
4. BruinCard Centers	123 Kerckhoff Hall 150A Sproul Hall	(310) 825-2336 Report lost or stolen card (310) 206-3199	http://www.bruincard.ucla.edu
5. Bruin Resource Center	B44 Student Activities Center	(310) 825-3945	http://www.brc.ucla.edu
6. Career Center	2nd and 3rd floors, Strathmore Building	(310) 206-1915	http://career.ucla.edu
7. Center for Student Programming	105 Kerckhoff Hall	(310) 825-7041	http://www.studentactivities.ucla.edu
8. Community Housing Office	360 De Neve Drive	(310) 825-4491	http://www.cho.ucla.edu
9. Community Programs Office	105 Student Activities Center	(310) 825-5969	http://www.communityprograms.ucla.edu
10. Counseling and Psychological Services	Wooden Center West	(310) 825-0768	http://www.counseling.ucla.edu
11. Cultural and Recreational Affairs	2131 Wooden Center	(310) 825-3701	http://www.recreation.ucla.edu
12. Dashew Center for International Students and Scholars	106 Bradley International Hall	(310) 267-1681	http://www.internationalcenter.ucla.edu
13. Dean of Students	1206 Murphy Hall	(310) 825-3871	http://www.deanofstudents.ucla.edu
14. Disabilities and Computing Program	4919 Math Sciences	(310) 206-7133	http://www.dcp.ucla.edu
15. Financial Aid Office (FAO)	A129J Murphy Hall	(310) 206-0400	http://www.fao.ucla.edu
16. Housing Services	360 De Neve Drive	(310) 206-7011	http://www.housing.ucla.edu/myhousing/
17. International Education Office	B300 Murphy Hall	(310) 825-4995	http://www.ieo.ucla.edu
18. Lesbian Gay Bisexual Transgender Campus Resource Center	B36 Student Activities Center	(310) 206-3628	http://www.lgbt.ucla.edu
19. Loan Services Office	A227 Murphy Hall	(310) 825-9864	http://www.loans.ucla.edu
20. Office for Students with Disabilities	A255 Murphy Hall	(310) 825-1501 (voice) (310) 206-6083 (TTY)	http://www.osd.ucla.edu
21. Office of Ombuds Services	105 Strathmore Building	(310) 825-7627	http://www.ombuds.ucla.edu
22. Registrar's Office	1113 Murphy Hall	(310) 825-1091	http://www.registrar.ucla.edu
23. Student Legal Services	A239 Murphy Hall	(310) 825-9894	http://www.studentlegal.ucla.edu

Student Services Map



- 10 Counseling and Psychological Services
- 11 Cultural and Recreational Affairs
- 8 Community Housing
- 16 Housing Services
- 12 Dashner Center for International Students and Scholars
- 6 Career Center
- 21 Office of Ombuds Services
- 7 Center for Student Programming
- 4 BruinCard Center

- 1 Administrative Main Cashier
- 2 Admissions and Relations with Schools
- 3 Dean of Students
- 13 Financial Aid
- 15 International Education
- 17 Loan Services
- 19 Office for Students with Disabilities
- 20 Registrar
- 22 Student Legal Services
- 23

Academic Policies

Admission Policies

An application for admission must be submitted and accepted in accordance with the schedule specified in the Calendar section before a new student may register at the University. Preliminary information about registering is given to new students when the Statement of Intent to Register is submitted online. Please note: Your admission to the University is only guaranteed for the term you are admitted. If you do not register for this “admit” term, you must apply for admission again.

Undergraduate Readmission

One-Term Absence

Students who complete a term (Fall, Winter, Spring), and do not register the following term, may return to UCLA the subsequent term as a continuing student and be eligible to register and enroll in advance.

Planned Academic Leave (PAL) for International Travel

Students who plan to participate in a study abroad program sponsored by an institution other than UC are required to take a planned academic leave of absence (PAL) from UCLA. After they are accepted into a program, students must register their program with the UCLA International Education Office (IEO), B300 Murphy Hall. Registering the program also generates the student application for the leave of absence.

Requirements for programs and registration can be found on the IEO website at <http://www.ieo.ucla.edu/nonucprograms/>.

Students returning from an approved leave of absence for participation in a registered non-UC study abroad program are not required to seek readmission, but must provide official transcripts for coursework evaluation.

Reentering Students

To return to the University after an absence of more than one term, students—except for those on PAL for non-UC study abroad—must complete an Undergraduate Application for Readmission form and file it with the Registrar’s Office. A nonrefundable fee applies (see “Miscellaneous Fees” in the Registration section).

To obtain a readmission application

1. Call 310-825-1091, option 6, and request that one be sent by mail
2. Send e-mail to webfback@registrar.ucla.edu and request that one be sent by mail

Deadlines for filing applications for readmission are shown below. If a deadline falls on a Saturday or Sunday, it is extended to the next business day. Students are encouraged to apply at least four weeks prior to the deadline. Applications received after the deadline are assessed a late readmission fee and, if applicable, a late registration fee (see “Miscellaneous Fees”).

Fall Quarter	August 15
Winter Quarter	November 25
Spring Quarter	February 25

Students who have attended any educational institution—including another University of California campus or UCLA Extension—since their last attendance at UCLA must submit official transcripts from

those schools with their application (unless work is being completed abroad). Students admitted prior to Fall 1988 who have not been registered at UCLA for the last five years are required to resubmit official transcripts of *all* work completed outside UCLA. Action taken on the application is contingent upon receipt and evaluation of these transcripts. Mail the completed application, Statement of Legal Residence, and official transcripts (if applicable) to UCLA Registrar’s Office, Attn: Readmission, 1113 Murphy Hall, Box 951429, Los Angeles, CA 90095-1429.

Graduate Registration and Readmission

For details on the policies below, consult *Standards and Procedures for Graduate Study at UCLA* at <http://www.gdnet.ucla.edu/publications.html>.

Continuous Registration Policy

Graduate students must be either registered and enrolled or on an official leave of absence every term until their degrees are awarded. As an exception, certain graduate students may be eligible to pay the filing fee (see below). Failure to register or be on an official leave of absence for any term (Fall, Winter, Spring) constitutes withdrawal from UCLA.

Filing Fee

Graduate students may be eligible to pay the filing fee (half the quarterly registration fee) in lieu of full registration fees for the term in which they expect to complete final degree requirements and receive their degree. Doctoral students are not eligible to pay the filing fee unless registered the immediately preceding term. International students must pay the filing fee by the deadline for registration at the beginning of a term.

Students who pay the filing fee are not eligible for University services beyond a maximum of 12 hours of faculty and staff time required to complete degree requirements and are not considered in the same status as registered students.

Graduate Leave of Absence

Continuing graduate students in good standing (3.0 GPA or above) who have completed at least one term of UCLA graduate work may, with the support of their department and the approval of the Graduate Division, be eligible for leaves of absence. Graduate students are allowed a maximum of six quarters of official leave of absence. International students must consult with the Dashew Center for International Students and Scholars before applying for a leave of absence. Federal policy governing students on F-1 and J-1 visas restricts leaves of absence to certain conditions. Therefore, the Dashew Center, in consultation with the Graduate Division, individually evaluates each international graduate student request for a leave of absence to determine that it meets federal (and University) eligibility criteria.

Students on approved leave of absence are not permitted to use faculty time or make use of University facilities for more than 12 hours since their last registration and are not eligible for apprentice personnel employment or other services normally available to registered students. There is no need to apply for readmission, since the approved leave is for readmission to a specific term. The Registrar’s Office notifies students about registration information when their leave is due to expire.

Students obtain a Request for Leave of Absence form from their academic department. See the Calendar section for the filing deadline.

In Absentia Registration. Graduate students taking leaves of absence outside California for research or coursework related to their degree program may be eligible for in absentia registration. Students registered in absentia pay 15% of the University educational and registration fees, but pay the full amounts of other mandatory fees such as health insurance and nonresident tuition (if applicable). In absentia registration and fee reductions may be used for a maximum of six quarters or four semesters for academic doctoral students, and up to three quarters or two semesters for master's and graduate professional students. For complete details and restrictions, see the Graduate Division website at <http://www.gdnet.ucla.edu/gasaa/library/degreeinfo.htm#Petitions>.

Readmission

Students who fail to register or take an official leave of absence are required to apply for readmission and are held to any changes in degree program requirements. Complete the online Application for Graduate Admission. A nonrefundable readmission application fee must be paid when the application is filed in accordance with deadlines published in the Calendar section.

Reduced Nonresident Tuition for Doctoral Candidates

Nonresident graduate doctoral students who have advanced to candidacy are eligible for a 100 percent reduction in their annual nonresident tuition fee. The reduced nonresident tuition begins with the first academic term following the advancement to candidacy term. Students are eligible for reduced nonresident tuition for a maximum of three years (includes nonregistered time periods).

Degree Policies

Undergraduate Degrees

To qualify for a bachelor's degree, that is, to graduate in any school or College at UCLA, students must earn at least a C (2.0) average in all courses taken at any UC campus. In addition to the grade-point average requirement, students must satisfy (1) University requirements, (2) College or school requirements, and (3) department requirements. See the *UCLA General Catalog* for details.

Degree Checks

Anytime prior to graduation students may request a review of degree progress. Official degree checks detail requirements remaining to complete the bachelor's degree. The degree check process varies by College or school:

College of Letters and Science. The Degree Progress Report (DPR) serves as the degree check. The DPR is a computer-generated assessment of all degree requirements and the courses taken to fulfill them. View and print DPRs through URSA or order one at a College counseling office (Academic Advancement Program, 1209 Campbell Hall; Honors Programs, A311 Murphy Hall; College Academic Counseling, A316 Murphy Hall). Students should review their DPR periodically with College and departmental undergraduate counselors to be sure they are on track to graduate.

Students who entered UCLA prior to Fall Quarter 1988 should consult their College counseling office (Academic Advancement Program, 1209 Campbell Hall; Honors Programs, A311 Murphy Hall; College Academic Counseling, A316 Murphy Hall).

School of the Arts and Architecture. Degree Progress Reports (DPRs) are available through URSA and on request from the Office of Student Services, 2200 Broad Art Center. Students should consult an adviser in the Office of Student Services when they have

questions about university or school requirements or if they have questions about their individual DPR. Questions regarding major requirements should be referred to the departmental counselor.

Henry Samueli School of Engineering and Applied Science. Students following a catalog year prior to 2006-07 and starting their upper division major field course work must submit a "satisfied" Academic Program Proposal to the Office of Academic and Student Affairs, 6426 Boelter Hall. The Academic Program Planner (APP) is an interactive self-advising system that informs these students if their academic programs meet the requirements for graduation. Students following the 2006-07 and later catalogs will use a program called DARS. Students should obtain an official degree check at least one term prior to their graduation term. For details, see http://www.sea-soasa.ucla.edu/degree_check.html.

School of Nursing. Students may initiate a request for an updated degree check by contacting the undergraduate student services coordinator in the Student Affairs Office, 2-137 Factor Building.

School of Theater, Film, and Television. Students entering as freshmen receive a written degree check on achieving junior standing. Students entering as juniors receive a degree check on entry. Students may initiate or request an updated degree check by making an appointment with their departmental counselor in the Student Services Office, 103 East Melnitz Building.

Transfer Credit

Students who take courses at a college or university other than UCLA should first check the Articulation Agreements to determine how the courses will transfer. Articulation Agreements are lists of transferable courses from institutions other than UCLA. For questions, or if no Articulation Agreement exists, consult a counselor.

Once students complete the courses, they must have the other institution send transcripts to UARS, 1147 Murphy Hall, Box 951436, Los Angeles, CA 90095-1436. They must also go to UARS to submit a Transcript Locator Card (also known as a Transfer Credit Evaluation Request) to initiate a credit evaluation. Transfer students (who attended another college or university prior to attending UCLA) should discuss transfer credit with their College or school counselor and/or departmental adviser.

Declaration of Candidacy

To initiate the steps leading to the award of a bachelor's degree, students must identify the term they expect to complete degree requirements through URSA by the time they complete 160 units (172 units for engineering students) to avoid a \$20 late candidacy fee. The identified term must fall within the academic year (four quarters) subsequent to the term in which students reach or expect to reach the 160- or 172-unit mark. Once they complete 160/172 or more units, a fee is assessed each time students change the degree expected term.

Current-term or past-term candidates over the unit limit must file a UCLA Declaration of Candidacy form at 1113 Murphy Hall. The form is available online at <http://www.registrar.ucla.edu/forms/>.

Friday of the second week is the last day to declare candidacy for the current term (with fee depending on units completed). Declaration of candidacy after the second week may result in a degree award date for the following term and additional penalty fees.

Verify the degree expected term through URSA. For questions about degree candidacy status, Letters and Science students may inquire at 1113 Murphy Hall. Arts and Architecture, Engineering, Theater, Film, and Television, and Nursing students should see their school office. A photo ID is required. Declaring candidacy is not a guarantee of graduation. Current-term candidates are not assigned enrollment appointments for the following term.

In Absentia Graduation

Students who intend to complete degree requirements while nonregistered (those who take a course through UCLA Extension or at another institution, remove an Incomplete grade, and so on) must file a request to graduate in absentia with their degree auditor in 1113 Murphy Hall by the second-week candidacy deadline. Students graduating in absentia are assessed the undergraduate in absentia degree service fee in addition to the declaration of candidacy fee if they were also not registered in the term immediately prior to their degree expected term.

Minors

Letters and Science students must petition to enter a minor through the department/office administering the program. School of Arts and Architecture, Engineering, Theater, Film, and Television, and Nursing students must also obtain the approval of their school. The last day to obtain the required approval(s) is Friday of the second week of the degree expected term. Late entry to a minor may result in a degree award date for the following term.

Satisfactory completion of the requirements for a minor is reflected on the final transcript and diploma.

Final Degree Audits and Graduation

Degree auditors in the Registrar's Office for Letters and Science students (2200 Broad Art Center for Arts and Architecture students, 6426 Boelter Hall for Engineering students, 2-200 Factor Building for Nursing students, and 103 East Melnitz Building for Theater, Film, and Television students) are responsible for verifying each candidate's eligibility for a bachelor's degree. Degree auditors have information pertaining to a student's graduation only if that student has declared candidacy and completed 160 quarter units (172 units for engineering students).

During their graduating term, students should inform a degree auditor of grade changes, petitions for substitutions or exemptions, transfer credits, or similar changes that may affect their degree. Degree auditors notify students whose graduation eligibility cannot be verified of any requirements still outstanding and other problems in completing the degree.

Contact degree auditors only for questions about degree audits. Phone numbers are in the Registrar's Services Guide in the Student Services section. For graduation ceremony procedures, contact the College or schools. Names of students who request that no public information be released do not appear in commencement ceremony programs. Students may change their privacy status on URSA.

Honors

Latin Honors

The College and schools award Latin honors according to overall grade-point average (GPA) at graduation. Honors are reflected on official transcripts and diplomas. Eligible students must have completed at least 90 (98 for the School of Nursing) University of California units for a letter grade. The levels of honors are summa cum laude, magna cum laude, and cum laude. The minimum GPA requirements for the current academic year are as follows:

1. **School of the Arts and Architecture:** 3.907 for summa cum laude, 3.849 for magna cum laude, 3.739 for cum laude
2. **College of Letters and Science:** 3.879 for summa cum laude, 3.786 for magna cum laude, 3.648 for cum laude
3. **School of Nursing:** 3.879 for summa cum laude, 3.786 for magna cum laude, 3.648 for cum laude
4. **Henry Samueli School of Engineering and Applied Science:** 3.844 for summa cum laude, 3.754 for magna cum laude, 3.630

for cum laude. In addition, the school requires the upper division GPA to be 3.844 for summa cum laude, 3.754 for magna cum laude, 3.630 for cum laude; a minimum 3.25 GPA in the major; and at least 80 upper division units completed at UC

5. **School of Theater, Film, and Television:** 3.962 for summa cum laude, 3.886 for magna cum laude, 3.821 for cum laude

Requirements are subject to yearly change and other eligibility restrictions. Contact the College or school for information.

Departmental Honors

Some departments in the College of Letters and Science award honors, which are reflected on official transcripts and the diploma, to graduates of their programs. Inquire about the availability of these honors in the department office.

Tips For Graduating Seniors

1. All students should verify the degree expected term through URSA. If the degree expected term is incorrect, change it through URSA or by filing a UCLA Declaration of Candidacy form (available online at <http://www.registrar.ucla.edu/forms/>) at 1113 Murphy Hall. This must be done before Friday of the second week of the last quarter
2. All students should verify majors, minors, and specializations as they appear on the DPR and Grade Report during the final term. If any information is in error, contact the appropriate office or degree auditor
3. Students finishing degree requirements without being enrolled at UCLA in the final term (because, for example, they are removing Incomplete grades, adding or dropping courses, attending another institution) must file a request to graduate "in absentia" at 1113 Murphy Hall. This must be done before Friday of the second week of the degree expected term
4. Students completing coursework at another institution, including UCLA Extension, must make sure their official transcripts (with grades) are received by the degree auditor in the Registrar's Office no later than three weeks after the end of the degree expected term
5. Students completing their work in Spring Quarter through the Education Abroad Program should declare for Summer graduation. Check with Honors counselors and major departments about necessary petitions before going abroad
6. All students must satisfy any outstanding requirements before graduating. Any petitions to amend records must be filed no later than the last day of the degree expected term
7. Students in their final term should inform the Registrar's Office of mailing and e-mail address changes. An address change can be initiated on URSA, at 1113 Murphy Hall, or on the monthly BAR statement. Students who plan to move at the end of the degree expected term and who will not have access to URSA should file an address change, identifying a future mailing address and effective date, before leaving
8. Students may not graduate in one term and then retroactively add majors, minors, or specializations or add and drop courses, and so forth. On degree conferral, the undergraduate record is closed
9. Students should submit name changes to Enrollment and Degree Services, 1113 Murphy Hall, by the last day of the degree expected term for it to appear correctly on the diploma. Inform the Registrar's Office of any special accents or punctuation that should be reflected on the diploma. The name on record is the name that appears on the diploma
10. Students should check their privacy and FERPA options through URSA before they graduate. A student with a FERPA restriction will not appear in UCLA online or print directories or Commencement publications.

Certain UCLA online access and services expire upon separation from the University. Check the BruinTech website at http://www.bruin.tech.ucla.edu/howto/students_leaving.htm for more information.

Master's Degrees

Students who expect to complete master's degree requirements should submit an Advancement to Candidacy form to their department no later than the Friday of the second week of classes. See the Calendar section for deadlines.

After completion of all course requirements and the comprehensive examination or the thesis, the Registrar's Office reviews the student's courses and grades in order to confirm the awarding of the degree. Once the process is completed (approximately six weeks after the end of the term), the degree is recorded on the student's record and appears on any official transcript ordered.

During the final term, the student must inform the Registrar's Office of mailing and e-mail address changes. An address change can be initiated on URSA, at 1113 Murphy Hall, or through the monthly BAR statement.

Transcripts and Diplomas

For graduating students, academic transcripts with the graduation date included are available approximately seven weeks after the end of the term. Students requiring earlier proof of graduation may contact degree auditors in 1113 Murphy Hall and request a certificate of completion. The first certificate of completion is free of charge; a fee is charged for each additional copy. An additional special processing fee may be assessed if

1. The request for a certificate is made before grades are posted for the term and
2. The auditor must take special action to verify a grade or grades, expedite a transfer credit evaluation, or obtain other documentation necessary to clear you for the degree

Diplomas for both undergraduate and graduate students are available approximately three to four months after the degree award date. Information about obtaining diplomas in person (no fee) or by mail (with fee) is sent to student e-mail addresses approximately seven weeks after the end of the final term. To expedite receipt of diplomas, students are encouraged to return the diploma mail request form and remit the mailing fee. The form is available online at <http://www.registrar.ucla.edu/forms/>. A diploma hotline with current recorded diploma information is available seven days a week, 24 hours a day at (310) 825-8883.

To be reflected on the diploma, name changes must be submitted to Enrollment and Degree Services, 1113 Murphy Hall, by the last day

of the degree expected term. Students submitting name changes after that date must request a replacement diploma at 1113 Murphy Hall. The special order diploma fee is assessed.

If an original diploma is destroyed, a duplicate may be ordered from the Registrar's Office, Diploma Reorder, 1113 Murphy Hall. The duplicate diploma request form is also available online at <http://www.registrar.ucla.edu/forms/>. There is a fee for the replacement diploma, and it bears a reissue date and the signatures of the current officials of the state and University.

Closure of Student Record

Student records are closed to revisions in enrollment, grading, and academic actions upon award of a degree. Students are responsible for requesting review of their record prior to award of their degree. See UCLA Procedure 220.1 Student Grievances Regarding Challenge to Content of Student Records Under the Family Educational Rights and Privacy Act, which may be found at http://www.adminvc.ucla.edu/appm/entry_policies.asp?vSection=public/220-1.htm.

Changes requested by an individual after award of a degree are considered by the College or school only under extraordinary circumstances. Supportive documentation is required. Upon action of the academic dean, a statement of the request for revision and a note of the change may be recorded only in the memoranda section of the transcript.

Class Levels

Class levels at UCLA are determined on the basis of the chart below:

Undergraduate Levels	
Class Designation	Units Completed
Freshman (FR)	0-44.9
Sophomore (SO)	45-89.9
Junior (JR)	90-134.9
Senior (SR)	135 or more
EAP Reciprocity (UE)	—

Class level is based on completed and any in-progress units. For undergraduate students, class level determines the URSA enrollment appointment time (obtainable through URSA).

Civic Engagement Opportunities

UCLA Center for Community Learning

In collaboration with academic departments, the UCLA Center for Community Learning (CCL) offers undergraduate students the opportunity to participate in a variety of structured and rigorous academic courses that promote citizenship, leadership, and social justice through service learning, internships, and other community-based learning experiences. The courses connect the research interests of faculty members and students with the needs and priorities of UCLA's community partners. The center advises students on internships and service learning opportunities and administers the Civic Engagement minor. See <http://www.communitylearning.ucla.edu>.

Civic Engagement Minor

The Civic Engagement minor is designed to provide students with a core analytical, experiential, and theoretical framework for understanding issues of community building, governance, and the use of civic resources. It examines the connections between individual success and societal structures, while exploring traditions of service and the history of civic movements. The minor can be paired with any major as an applied and active way of putting disciplinary tools to use and is intended for highly motivated students of any ideological perspective who are committed to education among a broader community of learners. See <http://www.civicengagement.ucla.edu/ceMinor.html>.

Internships and Service Learning

The Center for Community Learning (CCL) provides opportunities for junior and senior students to link hands-on experience with classroom education. Many courses and programs are offered that require fieldwork in the form of internships or community service projects. Interested students should visit A265 Murphy Hall, (310) 825-7867, for advice on enrolling in internships and service learning courses. Courses are listed at <http://www.communitylearning.ucla.edu/internships.htm> and at <http://www.communitylearning.ucla.edu/servicelearning.htm>.

The following service learning courses are offered Spring Quarter 2010:

American Indian Studies C122SL/C222SL. Working in Tribal Communities: Service Learning. (4)

Applied Linguistics M172SL. Latinos, Linguistics, and Literacy. (5)

Arts and Architecture 192SL. ArtsBridge Undergraduate Practicum. (2)

Chicana and Chicano Studies 100SL. Barrio Service Learning. (4)

Chicana and Chicano Studies M170SL. Latinos, Linguistics, and Literacy. (5)

Civic Engagement 105SL. Client-Based Program Evaluation. (5)

Honors Collegium M128SL. Latinos, Linguistics, and Literacy. (5)

Life Sciences 71SL. Classroom Practices in Elementary School Science. (2)

Life Sciences 72SL. Classroom Practices in Middle School Science. (2)

Life Sciences 73SL. High School Science. (2)

Mathematics 71SL. Classroom Practices in Elementary School Mathematics. (2)

Mathematics 72SL. Classroom Practices in Middle School Mathematics. (2)

Spanish M172SL. Latinos, Linguistics, and Literacy. (5)

Statistics 141SL. Practice of Statistical Consulting. (4)

Urban Planning 185SL. Community-Based Research in Planning. (4)

AAP students who participate in the Rosa Parks Community Development Internship Program and Teachers for Tomorrow can earn academic credit by enrolling in CCL-sponsored community-based service learning projects.

Quarter in Washington, DC

The Center for American Politics and Public Policy (CAPP) selects undergraduate students each fall, winter, and spring to participate in its Quarter in Washington Program. The program offers an opportunity to combine UCLA courses with research and field experience. Students live at the UC Washington Center for up to 12 weeks, dividing their time between courses taught by UC faculty members and a part-time internship placement. They are registered as UCLA students and earn UC credit in multiple majors (by petition) for all classes taken. The core course, a research development seminar, is multiple-listed in political science, sociology, and history, meets the capstone requirement for the Public Affairs minor, applies toward the Civic Engagement minor, and is eligible for College Honors by petition. At least one course in a subject other than political science, such as economics or history, is offered each quarter. All courses take advantage of Washington's unique resources for study and research. Center administrators help students find a field placement that complements a substantial research project. Contact the CAPP Office, 2133 Rolfe Hall, (310) 206-3109 or send e-mail to info@capp.ucla.edu. See <http://www.capp.ucla.edu/quarterinwashington/index.asp>.

Collegium of University Teaching Fellows Seminars

The Collegium of University Teaching Fellows (CUTF) is an innovative program that creates unique learning opportunities for both graduate teaching fellows and undergraduate students on campus. Through the program, some of UCLA's very best advanced graduate students have the opportunity to develop and teach a lower division seminar in their field of specialization on a one-time only basis. This experience serves as a capstone to the teaching apprenticeship, preparing them for the academic job market and their role as future faculty members. At the same time, undergraduate students who enroll in CUTF seminars have the chance to take courses that are at the cutting edge of a discipline, and to experience the benefits of participating in a small-seminar environment. Seminars are taught in Winter and Spring Quarters.

Anthropology

98T. Play and Human Development in Psychocultural and Historical Context. (5) Seminar, three hours. Enforced requisite: satisfaction of Entry-Level Writing requirement. Freshmen/sophomores preferred. Interdisciplinary examination of theories and research on play. Through examples of play from gambling to arts, focus on historical and psychocultural contexts. Special emphasis on significance of play in human development and in human society. Letter grading. S.M. Mulet

Earth and Space Sciences

98T. Story of Owens Valley: Geological and Human Forces at Work. (5) Seminar, three hours. Enforced requisite: satisfaction of Entry-Level Writing requirement. Freshmen/sophomores preferred. Owens Valley is place of spectacular natural beauty, with fascinating history. Exploration of various methods of geological investigation that have been applied over years to study of Owens Valley, from paleontology and radiometric dating to more modern techniques such as remote sensing. Examination of topics ranging from origin of oldest rocks in region over 500 million years ago to its controversial role in California's water wars. Early American settling of Owens Valley and impressive feats of engineering and politics that resulted in construction of Los Angeles aqueduct. Letter grading. S. Cina

Ethnomusicology

98T. Prison Songs: Music and America's Carceral System. (5) Seminar, three hours. Enforced requisite: satisfaction of Entry-Level Writing requirement. Freshmen/sophomores preferred. Presentation of broad history of music in American prisons. Discussion of critical readings and primary sources to bring light to variety of musical uses and meanings to weave together stories of musical inmates from last 100 years. Letter grading. B.J. Harbert

Information Studies

98T. Mobile Technologies: Participation and Surveillance. (5) Seminar, three hours. Enforced requisite: satisfaction of Entry-Level Writing requirement. Freshmen/sophomores preferred. Exploration of ethics and social challenges engendered by new mobile technologies. Readings, discussion, design exercises, and assignments provide methods, tools, and contexts for social analysis of emerging technologies. How cultural lenses, research practices, political orientations, economic pressures, and popular narratives and fiction all influence how technological features are imagined and built. Letter grading. K. Shilton

Statistics

98T. More Doctors Smoke Camels: Statistics and Science behind Public Health Research and Policy. (5) Seminar, three hours. Enforced requisite: satisfaction of Entry-Level Writing requirement. Freshmen/sophomores preferred. Discussion of complex issues in public health, such as smoking, obesity, nutrition, and physical activity, and statistics and data behind scientific research that has shaped public opinion and public policies in these areas. Letter grading. M. Cetinkaya

Women's Studies

98T. Ethical Consumerism in U.S.: Critical Perspectives on Shopping Our Way to Better World. (5) Seminar, three hours. Enforced requisite: satisfaction of Entry-Level Writing requirement. Freshmen/sophomores preferred. Examination of ethical consumerism, or shopping our way to better world, using feminist and critical race theories, economics, political ecology, and cultural studies. Analysis of cultural artifacts such as advertisements, news, and films. Letter grading. E.M. Heiliger

Intercampus Course Offerings

For enrollment policies regarding distance learning, see "Simultaneous UC Enrollment" in the Enrollment section of the *Schedule*. The enrollment form, *Undergraduate Application for Simultaneous UC Enrollment*, can be obtained from the Registrar's Office forms website at <http://www.registrar.ucla.edu/forms/>.

Distance Learning at UCLA

Distance learning courses offered through UCLA connect students and faculty through live real-time interaction to sites outside UCLA, including other universities and institutions around the world. Through the use of videoconference technology, participants at both sites can see and hear each other, and multisite conferencing is available to enable students at three or four different locations to take the same course together.

Distance learning courses and videoconferencing can take place wherever there is a network connection to the Internet, which includes 80 percent of general assignment classrooms at UCLA. In addition, there are facilities on campus dedicated for use as distance learning classrooms and for videoconferencing.

For more information, contact Don Roby at (310) 206-7449 or send e-mail to vidcon@ucla.edu. For further information about the classrooms that have Internet connectivity, see <http://www.oid.ucla.edu/avs/>. For course ID numbers, times, and locations, see the appropriate department and course listing section of the *Schedule of Classes*.

At press time, no distance learning courses are scheduled for Spring Quarter 2010.

Distance Learning for Less Commonly Taught Languages

In order to make the most of language resources available at the University of California campuses, the UC Consortium for Language Learning and Teaching encourages the use of distance learning to promote access to the less commonly taught languages. Through UC Simultaneous Enrollment, students can enroll in language courses that use videoconferencing to bring students and faculty members from different campuses together.

Other UC Campuses Incoming Videoconferencing Courses

In 2009-10, UC Berkeley is offering language courses in beginning, intermediate, and advanced Danish, advanced Filipino, intermediate Khmer, intermediate Swahili, elementary Wolof, and elementary Zulu via videoconference. Each class session is transmitted via Internet videoconferencing to UCLA so that students at UCLA can participate and interact in real time with students in the UCB classroom. UCLA videoconferencing sessions are held in the Instructional Media Laboratory, 270 Powell Library Building.

UCLA undergraduate students can request enrollment in the UCB classes using the *Undergraduate Application for Simultaneous UC Enrollment* form. Applications are available at <http://www.registrar.ucla.edu/forms/> or from the student affairs advising offices in the College and schools. Graduate students may enroll through the Intercampus Exchange Program; applications are avail-

able at Graduate Admissions/Student and Academic Affairs, 1255 Murphy Hall. Grades and units are entered as transfer credit from UCB.

Students interested in the classes should consult the UC Berkeley *Schedule of Classes* at <http://schedule.berkeley.edu>.

NOTE: UCB is on the semester calendar. Spring Semester instruction began January 19, 2010. The following courses began in January.

African American Studies

C7B. Elementary Wolof. (4 semester units) Lecture, four hours; laboratory, one hour. Requisite: course C7A. Not open to native or heritage speakers of Wolof. Introduction to speaking, listening, reading, and writing in Wolof, with emphasis on developing student ability to create and to communicate with basic Wolof structures and vocabulary in culturally and socially appropriate context. Development of speaking and listening abilities through oral exercises, class discussions, and recordings available from Berkeley Language Center. Reading and writing development through in-class exercise, independent reading projects, and compositions. P/NP or letter grading. Taught by UCB lecturers A. Oduro and P. Sow Tuesday and Thursday from 1 to 3 p.m. and videoconferenced to 285 Powell Library Building.

C10B. Intermediate Swahili. (4 semester units) Lecture, four hours; laboratory, one hour. Requisite: course C10A. Review and expansion of student knowledge of fundamental structures of elementary Swahili and appropriate cultural contexts of these structures in oral and written communication. Development of grammar and vocabulary in a culturally and socially appropriate context. Expansion of speaking ability through oral exercises, individual reports, class discussions, and recordings available at Berkeley Language Center. Writing and reading expansion through compositions, written exercises, and independent reading projects. P/NP or letter grading. Taught by UCB lecturers A. Oduro and J. Omwamba Monday and Tuesday from 5:30 to 7:30 p.m. and videoconferenced to 285 Powell Library Building.

Khmer

100B. Intermediate Khmer. (5 semester units) Lecture, five hours. Requisite: course 100A. Reading of roadside signs, scholarly articles, and entire Khmer novel. Topics include current events in Cambodia, Cambodian history and politics, and basic overview of traditional Khmer literature. Work on projects in groups with other students, such as preparation and performance of play based on sections of modern Khmer novel. Independent research project on topic of student choice and presentation of research to peers, entirely in Khmer. P/NP or letter grading. Taught by UCB lecturer F. Smith Monday and Wednesday from 4 to 5:30 p.m. and Tuesday and Thursday from 4 to 5 p.m. and videoconferenced to 270 Powell Library Building.

Scandinavian

4B. Beginning Danish. (4 semester units) Language instruction, three hours; computer laboratory, one hour. Requisite: course 4A. Development of basic elements of communicative competence in both spoken and written language within cultural context. P/NP or letter grading. Taught by UCB lecturer K. Moller Tuesday and Thursday from 2 to 3:30 p.m. and videoconferenced to 270 Powell Library Building.

100B. Scandinavian Languages and Linguistics (Advanced Danish). (4 semester units) Language instruction, two hours; lecture, one hour. Requisite: course 100A. In context of inter-Scandinavian communication, further development of communicative competence, reading and writing abilities, and cultural understanding in target language (Danish). P/NP or letter grading. Taught by UCB lecturer K. Moller Tuesday and Thursday from 11 a.m. to noon and videoconferenced to 270 Powell Library Building.

South and Southeast Asian Studies

149. Studies in South and Southeast Asian Languages (Advanced Filipino). (2 to 4 semester units) Lecture, two to four hours. Intensive language training in Filipino. P/NP or letter grading. Taught by UCB lecturer M. Barrios-Leblanc Tuesday and Thursday from 3:30 to 5 p.m. and videoconferenced to 285 Powell Library Building.

UCLA Outgoing Videoconferencing Courses

UCLA is offering the following courses through videoconferencing. Students from other UC campuses may enroll through UC Simultaneous Enrollment. Non-UC students may enroll with consent of instructor through UCLA Extension. Consult the Registrar's Office on the respective campuses for details about where to obtain the enrollment form and for the policies that apply to simultaneous enrollment on each campus.

Czech

101C. Introduction to Czech Language and Culture. (5) Lecture, five hours. Beginning Czech language course with strong cultural component. P/NP or letter grading. Taught by S. Kresin Monday and Friday from noon to 1:50 p.m. and Wednesday from noon to 12:50 p.m. and videoconferenced to UC Santa Barbara.

Hungarian

187D. Advanced Tutorial Instruction in Hungarian. (2) Tutorial, one hour; laboratory, one hour. Preparation: prior course in sequence or Hungarian placement test. Tutorial and guided independent study of advanced Hungarian: advanced conversation, composition, vocabulary development, and review of selected grammar topics. P/NP or letter grading. Taught by M. Borbely Monday from 1:30 to 2:50 p.m. in 166 Royce Hall and videoconferenced to UC San Diego.

Writing II Courses

The Writing II requirement can be satisfied by completing a writing course selected from a list approved by the Faculty Executive Committee. Consult the online *Schedule of Classes* for the most current list of approved courses.

Consult your College or school adviser for additional general education information.

Ancient Near East

10W. Jerusalem: Holy City. (5) Lecture, three hours; discussion, one hour. Enforced requisite: English Composition 3 or 3H or English as a Second Language 36. Survey of religious, political, and cultural history of Jerusalem over three millennia as symbolic focus of three faiths: Judaism, Christianity, and Islam. Transformation of sacred space as reflected by literary and archaeological evidence through examination of testimony of artifacts, architecture, and iconography in relation to written word. Study of creation of mythic Jerusalem through event and experience. Satisfies Writing II requirement. Letter grading. **(GE Foundations — Arts and Humanities: Literary and Cultural Analysis; Society and Culture: Historical Analysis)**

Applied Linguistics

101W. Introduction to Language Learning and Language Teaching. (5) Lecture, four hours; discussion, one hour. Enforced requisite: English Composition 3 or 3H or English as a Second Language 36. Not open for credit to students with credit for course 101. Exploration of skills and conditions involved in successful second and foreign language learning; application of this knowledge in development of framework for teaching second and foreign languages. Satisfies Writing II requirement. Letter grading. **(GE Foundation — Arts and Humanities: Philosophical and Linguistic Analysis)**

Asian

60W. Introduction to Buddhism. (5) Lecture, three hours; discussion, one hour. Enforced requisite: English Composition 3 or 3H or English as a Second Language 36. Not open for credit to students with credit for course 60. Knowledge of Asian languages not required. General survey of Buddhist worldview and lifestyle, with focus on those religious doctrines and meditative practices most essential to various Asian traditions of Buddhism. Particular attention to problems involved in study of religion. Satisfies Writing II requirement. Letter grading. **(GE Foundation — Arts and Humanities: Literary and Cultural Analysis)**

Comparative Literature

2CW. Survey of Literature: Age of Enlightenment to 20th Century. (5) Lecture, two hours; discussion, two hours. Enforced requisite: English Composition 3 or 3H or English as a Second Language 36. Not open for credit to students with credit for course 1C or 4CW. Study of selected texts from Age of Enlightenment to 20th century, with emphasis on literary analysis and expository writing. Texts may include works by authors such as Swift, Voltaire, Diderot, Rousseau, Goethe, Flaubert, Ibsen, Strindberg, M. Shelley, Dostoevsky, Kafka, James Joyce, Garcia Marquez, and Jamaica Kincaid. Satisfies Writing II requirement. Letter grading. **(GE Foundation — Arts and Humanities: Literary and Cultural Analysis)**

2DW. Survey of Literature: Great Books from World at Large. (5) Lecture, two hours; discussion, two hours. Enforced requisite: English Composition 3 or 3H or English as a Second Language 36. Not open for credit to students with credit for course 1D or 4DW. Study of major literary texts usually overlooked in courses that focus only on canon of Western literature, with emphasis on literary analysis and expository writing. Texts from at least three of following areas read in any given term: African, Caribbean, East Asian, Latin American, and Middle Eastern literature. Satisfies Writing II requirement. Letter grading. **(GE Foundation — Arts and Humanities: Literary and Cultural Analysis)**

4AW. Literature and Writing: Antiquity to Middle Ages. (5) Discussion, four hours. Enforced requisite: English Composition 3 or 3H or English as a Second Language 36. Not open for credit to students with credit for course 1A or 2AW. Study and discussion of selected texts from antiquity to Middle Ages, with emphasis on literary analysis and expository writing. Texts include works and authors such as *Iliad*, *Odyssey*, *Gilgamesh*, Sappho, Greek tragedies, *Aeneid*, Petronius, *Beowulf*, or Marie de France. Satisfies Writing II requirement. Letter grading. **(GE Foundation — Arts and Humanities: Literary and Cultural Analysis)**

4BW. Literature and Writing: Middle Ages to 17th Century. (5) Discussion, four hours. Enforced requisite: English Composition 3 or 3H or English as a Second Language 36. Not open for credit to students with credit for course 1B or 2BW. Study and discussion of selected texts from Middle Ages to 17th century, with emphasis on literary analysis and expository writing. Texts may include works and authors such as Chaucer, Dante's *Divine Comedy*, Cervantes' *Don Quixote*, Shakespeare, *1001 Nights*, Christine de Pizan, *Popul Vuh*, Molière, and Racine. Satisfies Writing II requirement. Letter grading. **(GE Foundation — Arts and Humanities: Literary and Cultural Analysis)**

4CW. Literature and Writing: Age of Enlightenment to 20th Century. (5) Discussion, four hours. Enforced requisite: English Composition 3 or 3H or English as a Second Language 36. Not open for credit to students with credit for course 1C or 2CW. Study and discussion of selected texts from Age of Enlightenment to 20th century, with emphasis on literary analysis and expository writing. Texts may include works by authors such as Swift, Voltaire, Diderot, Rousseau, Goethe, M. Shelley, Flaubert, Ibsen, Strindberg, Dostoevsky, Gogol, Kafka, Joyce, Beckett, L. Hughes, and Garcia Marquez. Satisfies Writing II requirement. Letter grading. **(GE Foundation — Arts and Humanities: Literary and Cultural Analysis)**

4DW. Literature and Writing: Great Books from World at Large. (5) Discussion, four hours. Enforced requisite: English Composition 3 or 3H or English as a Second Language 36. Not open for credit to students with credit for course 1D or 2DW. Study and discussion of major literary texts usually overlooked in courses that focus only on canon of Western literature, with emphasis on literary analysis and expository writing. Texts from at least three of following areas read in any given term: African, Caribbean, East Asian, Latin American, and Middle Eastern literature. Texts may include works by authors such as Ngugi, Desai, Kincaid, Emecheta, El Saadawi, Achebe, Pak, Can Xue, Neruda, and Rushdie. Satisfies Writing II requirement. Letter grading. **(GE Foundation — Arts and Humanities: Literary and Cultural Analysis)**

Engineering

183EW. Engineering and Society. (4) (Formerly numbered 183.) Lecture, four hours; discussion, three hours; outside study, five hours. Limited to sophomore/junior/senior engineering students. Professional and ethical considerations in practice of engineering. Impact of technology on society and on development of moral and ethical values. Contemporary environmental, biological, legal, and other issues created by new technologies. Emphasis on research and writing within engineering environments. Writing and revision of about 20 pages total, including two individual technical essays and one team-written research report. Readings address technical issues and writing form. Satisfies engineering writing requirement. Letter grading. **(Not approved for GE Foundations)**

185EW. Art of Engineering Endeavors. (4) (Formerly numbered 185.) Lecture, four hours; discussion, three hours; outside study, five hours. Designed for juniors/senior engineering students. Nontechnical skills and experiences necessary for engineering career success. Importance of group dynamics in engineering practice. Teamwork and effective group skills in engineering environments. Organization and control of multidisciplinary complex engineering projects. Forms of leadership and qualities and characteristics of effective leaders. How engineering, computer sciences, and technology relate to major ethical and social issues. Societal demands on practice of engineering. Emphasis on research and writing in engineering environments. Satisfies engineering writing requirement. Letter grading. **(Not approved for GE Foundations)**

English

4HW. Critical Reading and Writing (Honors). (5) Lecture, four hours. Enforced requisite: English Composition 3 or 3H or English as a Second Language 36. Introduction to literary analysis, with close reading and carefully written exposition of selections from principal modes of literature: poetry, prose fiction, and drama. Minimum of four papers (three to five pages each) and two in-class essays. Satisfies Writing II requirement. Letter grading. **(Not approved for GE Foundations)**

4W. Critical Reading and Writing. (5) Lecture, four hours. Enforced requisite: English Composition 3 or 3H or English as a Second Language 36. Introduction to literary analysis, with close reading and carefully written exposition of selections from principal modes of literature: poetry, prose fiction, and drama. Minimum of four papers (three to five pages each) and two in-class essays. Satisfies Writing II requirement. Letter grading. **(Not approved for GE Foundations)**

English Composition

5W. Literature, Culture, and Critical Inquiry. (5) Lecture, four hours. Enforced requisite: course 3 or 3H or English as a Second Language 36. Use of analysis of literary works within cultural context to engage students in critical thinking and writing about issues important to academic inquiry and responsible citizenship. Minimum of 15 to 20 pages of revised text required in addition to regular informal writing exercises. Satisfies Writing II requirement. Letter grading. **(GE Foundation — Arts and Humanities: Literary and Cultural Analysis)**

6W. Language, Culture, and Discourse. (5) Lecture, four hours. Enforced requisite: course 3 or 3H or English as a Second Language 36. Language and rhetoric of spoken, written, and visual texts, considering how they express cultural values, their role in society, and how audience comes to interpret these forms of communication. Minimum of 15 to 20 pages of revised writing required. Satisfies Writing II requirement. Letter grading. **(GE Foundation — Arts and Humanities: Philosophical and Linguistic Analysis)**

100W. Interdisciplinary Academic Writing. (5) Lecture, four hours. Requisite: course 3 or 3H or English as a Second Language 36. Designed for sophomores/juniors/seniors. Course in academic writing suitable for both lower and upper division students that helps them develop academic papers with a range of complexity and length. Focus on conventions of academic prose and genres across the disciplines. Written assignments include common forms of academic writing such as argument, research paper, and/or critical essay. Satisfies Writing II requirement. Letter grading. **(Not approved for GE Foundations)**

Environment

M1CW. Global Environment: Special Topics. (5) (Same as GE Clusters M1CW.) Seminar, three hours. Enforced requisites: course M1B, and English Composition 3 or 3H or English as a Second Language 36. Not open for credit to students with credit for former course M1C. Examination of specialized environmental topics such as air and water, global warming, and feeding Earth's population. Satisfies Writing II requirement. Letter grading. **(GE Foundations — Society and Culture: Social Analysis; Scientific Inquiry: Life Sciences, Physical Sciences)**

General Education Clusters

M1CW. Global Environment: Special Topics. (5) (Same as Environment M1CW.) Seminar, three hours. Enforced requisites: course M1B, and English Composition 3 or 3H or English as a Second Language 36. Limited to first-year freshmen. Examination of specialized environmental topics such as air and water, global warming, and feeding Earth's population. Satisfies Writing II requirement. Letter grading. **(GE Foundations — Society and Culture: Social Analysis; Scientific Inquiry: Life Sciences, Physical Sciences)**

20CW. Interracial Dynamics in American Culture and Society: Special Topics. (5) Seminar, three hours. Enforced requisites: course 20B, and English Composition 3 or 3H or English as a Second Language 36. Limited to first-year freshmen. Consideration of how experience, debates, and issues of race are represented and understood in historical, legal, cinematic, and literary contexts. Satisfies Writing II requirement. Letter grading. **(GE Foundations — Arts and Humanities: Literary and Cultural Analysis; Society and Culture: Historical Analysis, Social Analysis)**

21CW. History of Modern Thought: Special Topics. (5) Seminar, three hours. Enforced requisites: course 21B, and English Composition 3 or 3H or English as a Second Language 36. Limited to first-year freshmen. Examination of cross-section of classical and modern social theories and debates that shape them. Satisfies Writing II requirement. Letter grading. **(GE Foundations — Arts and Humanities: Philosophical and Linguistic Analysis; Society and Culture: Historical Analysis, Social Analysis)**

M24CW. Work, Labor, and Social Justice in U.S.: Special Topics. (5) (Same as Labor and Workplace Studies M1CW.) Seminar, three hours. Enforced requisites: course M24B, and English Composition 3 or 3H or English as a Second Language 36. Limited to first-year freshmen. Topics include labor law/history, gender, race, and workplace. Satisfies Writing II requirement. Letter grading. **(GE Foundations — Arts and Humanities: Literary and Cultural Analysis; Society and Culture: Historical Analysis, Social Analysis)**

25CW. Politics, Society, and Culture in East Asia: Special Topics. (5) Seminar, three hours. Enforced requisites: course 25B, and English Composition 3 or 3H or English as a Second Language 36. Limited to first-year freshmen. In-depth examination of issues in historical and contemporary East Asian popular culture. Satisfies Writing II requirement. Letter grading. **(GE Foundations — Arts and Humanities: Literary and Cultural Analysis; Society and Culture: Historical Analysis, Social Analysis)**

30CW. Never-Ending Stories: Multidisciplinary Perspectives on Myth — Special Topics. (5) Seminar, three hours. Enforced requisites: course 30B, and English Composition 3 or 3H or English as a Second Language 36. Limited to first-year freshmen. Topics may include myth and modern art (including literature, music, and film), myth and ritual, oral tradition and orality, myth and political ideology, myth and science, hero and trickster, and myths of creation. Satisfies Writing II requirement. Letter grading. **(GE Foundations — Arts and Humanities: Literary and Cultural Analysis, Philosophical and Linguistic Analysis; Society and Culture: Social Analysis)**

60CW. America in Sixties: Politics, Society, and Culture, 1954 to 1974 — Special Topics. (5) Seminar, three hours. Enforced requisites: course 60B, and English Composition 3 or 3H or English as a Second Language 36. Limited to first-year freshmen. In-depth examination of political and cultural issues affecting U.S. society from 1954 to 1974. Satisfies Writing II requirement. Letter grading. **(GE Foundations — Arts and Humanities: Literary and Cultural Analysis, Visual and Performance Arts Analysis and Practice; Society and Culture: Social Analysis)**

70CW. Evolution of Cosmos and Life: Special Topics in Life Sciences. (5) Seminar, three hours. Enforced requisites: course 70B, and English Composition 3 or 3H or English as a Second Language 36. Limited to first-year freshmen. Not open for credit to students with credit for course 70DW. Examination in depth of various issues of evolution in cosmos from life sciences perspective. Satisfies Writing II requirement. Letter grading. **(GE Foundation — Scientific Inquiry: Life Sciences)**

72CW. Sex from Biology to Gendered Society: Special Topics. (5) Seminar, three hours. Enforced requisites: course 72B, and English 3 or 3H or English as a Second Language 36. Limited to first-year freshmen. Topics may include politics of reproduction, sexuality, sexual identity, social construction of gender, and reproductive technologies. Satisfies Writing II requirement. Letter grading. **(GE Foundations — Society and Culture: Social Analysis; Scientific Inquiry: Life Sciences)**

80CW. Frontiers in Human Aging: Biomedical, Social, and Policy Perspectives — Special Topics. (5) Seminar, three hours. Enforced requisites: course 80B, and English Composition 3 or 3H or English as a Second Language 36. Limited to first-year freshmen. In-depth examination of gender and aging, cellular aging, cancer, and aging of the brain. Satisfies Writing II requirement. Letter grading. **(GE Foundations — Society and Culture: Social Analysis; Scientific Inquiry: Life Sciences)**

History

96W. Introduction to Historical Practice. (5) Seminar, three hours. Enforced requisite: English Composition 3 or 3H or English as a Second Language 36. Not open for credit to students with credit for former course 99W. Introduction to study of history, with emphasis on historical theory and research methods. Satisfies Writing II requirement. Letter grading. **(Not approved for GE Foundations)**

Labor and Workplace Studies

M1CW. Work, Labor, and Social Justice in U.S.: Special Topics (5) (Same as GE Clusters M24CW.) Seminar, three hours. Enforced requisites: course M1B, and English Composition 3 or 3H or English as a Second Language 36. Limited to first-year freshmen. Topics include labor law/history, gender, race, and workplace. Satisfies Writing II requirement. Letter grading. **(GE Foundations — Arts and Humanities: Literary and Cultural Analysis; Society and Culture: Historical Analysis, Social Analysis)**

Music History

12W. Writing about Music. (5) Lecture, four hours; laboratory, one hour. Enforced requisite: English Composition 3 or 3H or English as a Second Language 36. Emphasis on learning specific skills, incorporating technical description, historical contextualization, subjective reaction, and certain stylistic conventions necessary in writing about music. Satisfies Writing II requirement. Letter grading. **(Not approved for GE Foundations)**

Russian

25W. Russian Novel in Translation. (5) Lecture, three hours; discussion, one hour. Enforced requisite: English Composition 3 or 3H or English as a Second Language 36. Not open for credit to students with credit for course 25. Designed for nonmajors. Study of major works by the great 19th-century Russian novelists. Satisfies Writing II requirement. Letter grading. **(GE Foundation — Arts and Humanities: Literary and Cultural Analysis)**

90BW. Russian Civilization in the 20th Century. (5) Lecture, three hours; discussion, one hour. Enforced requisite: English Composition 3 or 3H or English as a Second Language 36. Not open for credit to students with credit for course 90B. Survey of literature, theater, cinema, television, press, music, and arts. Emphasis on contemporary period, with constant reference to Russian and early Soviet antecedents. Weekly discussions focus on varied approaches to writing addressing class topics. Five short papers required. Satisfies Writing II requirement. Letter grading. **(GE Foundation — Arts and Humanities: Literary and Cultural Analysis)**

Scandinavian

50W. Introduction to Scandinavian Literatures and Cultures. (5) Lecture, three hours; discussion, one hour. Enforced requisite: English Composition 3 or 3H or English as a Second Language 36. Not open for credit to students with credit for course 50. Designed for students in general and for those wishing to prepare for more advanced and specialized studies in Scandinavian literature and culture. Selected works from literatures of Denmark, Norway, Sweden, Iceland, and Finland, ranging from myth, national epic, saga, and folktale through modern novel, poem, play, short story, and film, read in English and critically discussed. Satisfies Writing II requirement. Letter grading. **(GE Foundation — Arts and Humanities: Literary and Cultural Analysis)**

Society and Genetics

102W. DNA: Promise and Peril. (5) (Formerly numbered M102W.) Lecture, three hours; discussion, one hour. Enforced requisite: English Composition 3 or 3H or English as a Second Language 36. Sequence of entire personal genome is now available to us. Consideration of impact that knowledge of this genomic sequence has on concepts of ourselves as individuals and of our place in biological universe. Exploration of how this information influences concepts of race/ethnicity and gender. Examination of ability of DNA-based forensics to identify specific individuals. Ownership and commodification of genes. Discussion of human cloning for reproductive and therapeutic purposes. Human Genome Project influence on not just medicine, but our concepts of self and identity. Satisfies Writing II requirement. Letter grading. **(GE Foundations — Society and Culture: Social Analysis; Scientific Inquiry — Life Sciences)**

Academic Counseling

New undergraduates are encouraged to obtain counseling prior to enrollment in classes and are required to do so by the Henry Samueli School of Engineering and Applied Science. See the list below for the names and contact numbers for your departmental or school advisers.

Arts and Architecture (310) 206-3564

Engineering and Applied Science (310) 825-9580

Letters and Science (310) 825-3382

Nursing (310) 825-7181

Theater, Film, and Television (310) 206-8441

College Academic Counseling

The College of Letters and Science offers a wide range of academic counseling assistance to its students, including

1. Assistance with program planning
2. Assessment of degree requirements
3. Help in choosing a major
4. Counseling regarding scholastic difficulty
5. Discussion of academic options and alternatives
6. Group counseling sessions on specific topics
7. Requests for exceptions to regulations
8. ASK Peer Counseling Scholars
9. Counseling Assistants

To schedule an appointment, visit College Academic Counseling, A316 Murphy Hall, Monday through Friday from 8:30 a.m. to 4:30 p.m. All appointments are scheduled in person on a same-day first-come, first-served basis. Quick questions may be directed to (310) 825-3382. No appointments are scheduled by telephone.

Counseling Assistants

Counseling Assistants (CAs) are trained graduate students who assist first- and second-year undergraduates transition to university life. CAs can help with selecting programs, majors, and courses. They advise students about department requirements and course content, offer referrals to faculty and department resources, and can advise students who are interested in graduate and professional school programs. CAs answer quick questions in Virtual Counseling on MyUCLA, 3 to 4 p.m. Monday through Friday and 7 to 8 p.m. Monday through Thursday. Appointments are scheduled in advance, or same-day when available, at College Academic Counseling window 1.

ASK Peer Counseling Scholars

ASK peer counseling scholars are trained undergraduates who provide academic information and advice for Letters and Science students from a unique peer perspective. The program encourages students who might not otherwise seek academic guidance to obtain information with greater convenience and a minimum of formality. Counseling scholars advise students on College rules and regulations, deadlines, referrals, petitions, and general academic issues. ASK also publishes a weekly newsletter, *UCLA Confidential*, and updates the College online frequently-asked questions webpage. Counseling scholars are available weekdays on a walk-up basis at five different campus locations: A-level Ackerman Union from 11 a.m. to 2 p.m. Tuesday through Thursday; Court of Sciences and Royce

Quad from 10 a.m. to 2 p.m., A316C Murphy Hall (ASK Web Lab) from 10 a.m. to 3 p.m., and adjacent to 1104 Murphy Hall from 10 a.m. to 3 p.m., Monday through Friday when school is in session. ASK counselors answer e-mail questions at ask@college.ucla.edu. See also the FAQ at <http://www.college.ucla.edu/ask/>.

Academic Advancement Program

Academic Advancement Program (AAP) counselors work with AAP students to plan their academic programs, monitor their progress toward a degree, provide them with information about different majors' requirements and prerequisites, and discuss graduate school and career options. AAP counselors also encourage students to explore their talents and abilities, are there to listen to students, and talk with them about academic and personal problems. Appointments are made 8:30 a.m. to 4:30 p.m. in person at 1209 Campbell Hall or by phone at (310) 825-1481.

AAP Peer Counseling

AAP Peer Counseling consists of advanced standing undergraduate peer counselors who work under the direct supervision of a professional counselor. Peer counselors work with entering students and support them in the transition from high school or community college to UCLA. They focus on the students' adjustment to university life and refer them to both AAP and campus resources and services. Peer counselor appointments for entering students can be made in person at 1228 Campbell Hall or by phone at (310) 206-1572, weekdays from 9 a.m. to 3 p.m.

Graduate Mentor Program

The Graduate Mentor Program (GMP) provides outreach to and counseling for AAP students who are interested in pursuing advanced degrees. Graduate mentors advise AAP undergraduates on the graduate and professional school application process. Mentors hold workshops on the application process, statement of purpose, and letters of recommendation; and present forums with faculty and professionals. Appointments are made 9 a.m. to 7 p.m. in person at 1202 Campbell Hall or by phone at (310) 794-4186.

College of Letters and Science Honors Programs

Letters and Science Honors Programs offers a curriculum of honors courses as well as counseling and services to students in College Honors, Honors Collegium, Departmental Scholar Program, Individual Major Program, and students going on or returning from Education Abroad. Counselors are available to help with program planning, choosing a major, planning for graduate school, and many other academic concerns. Students in College Honors may also be eligible for letters of verification, heavier course loads, and courses by examination. Obtain information on these programs and services, as well as individual appointments, in A311 Murphy Hall, (310) 825-1553. See <http://www.ugeducation.ucla.edu/honors/>.

Academic Counseling Directory

Aerospace Studies

William Peris, Faculty, 218 Student Activities Center, (310) 825-1742, ajaxperis@ucla.edu

Alexandra Skierso, Staff, 218 Student Activities Center, (310) 825-1742, askierso@ucla.edu

African Languages (Undergraduate)

Katrina Thompson, Faculty, 3320 Rolfe Hall, (310) 825-4405, kdtompson@humnet.ucla.edu

African Studies

Ghislaine E. Lydon, Faculty (G), 6265 Bunche Hall, (310) 825-4214, lydon@history.ucla.edu

Magda Yamamoto, Staff (G/UG), 10373 Bunche Hall, (310) 206-6571, idpgrads@international.ucla.edu (G), undergrads@international.ucla.edu (UG)

Afro-American Studies

Lisbeth Gant-Britton, Staff (G/UG), 153B Haines Hall, (310) 825-3776, lbritton@bunche.ucla.edu

Brenda Stevenson, Faculty (G/UG), (310) 825-9420/825-9821

American Indian Studies

Felicia Hodge, Faculty (G/UG), 5-940 Factor Building, (310) 267-2255, fhodge@sonnet.ucla.edu

Dwight Youpee, Staff (G/UG), 3215 Campbell Hall, (310) 206-7511, dyoupee@ucla.edu

Anthropology

Ann Walters, Staff (G/UG), 341B Haines Hall, (310) 825-2511, awalters@anthro.ucla.edu

Applied Linguistics

Jisoo Kim, Faculty/Staff (G), 3300 Rolfe Hall, (310) 825-4631, jkim@humnet.ucla.edu

Kristina Magpayo, Staff (UG), 3300 Rolfe Hall, (310) 825-4378, kmagpayo@humnet.ucla.edu

Archaeology (Graduate)

Evgenia Grigorova, Staff, A148 Fowler Building, (310) 825-4169, evgenia@ioa.ucla.edu

Architecture and Urban Design

James Kies, Staff (G/UG), 1317 Perloff Hall, (310) 825-6103, jkies@aud.ucla.edu

Art

Caron Cronin, Staff (G/UG), 2275 Broad Art Center, (310) 206-7363, ccronin@arts.ucla.edu

Art History

Verlena Johnson, Staff (G/UG), 206A Dodd Hall, (310) 825-3992, vjohnson@humnet.ucla.edu

Hui-Shu Lee, Faculty (UG), 226A Dodd Hall, (310) 825-5553, hslee@humnet.ucla.edu

Saloni Mather, Faculty (G), 206C Dodd Hall, (310) 825-6706, mathur@humnet.ucla.edu

Arts and Architecture, School of the

Betsy Foster/Simbi Mahlanza/Merrilyn Pace, Staff (UG), 2200 Broad Art Center, (310) 206-3564, students@arts.ucla.edu

Asian American Studies

Barrett Korerat, Staff (G/UG), 3334 Rolfe Hall, (310) 267-5593, bkorerat@asianam.ucla.edu

Jinqi Ling, Faculty (G), 149 Humanities Building, (310) 206-5412, ling@humnet.ucla.edu

David Wong Louie, Faculty (UG), 149 Humanities Building, (310) 206-7996, louie@humnet.ucla.edu

Asian Languages and Cultures

Asiroh Cham, Staff (G/UG), 290F Royce Hall, (310) 267-4037, asiroh@humnet.ucla.edu

Natasha Heller, Faculty (UG), 234A Royce Hall, (310) 749-8934, nheller@humnet.ucla.edu

Seiji Lippit, Faculty (G), 276A Royce Hall, (310) 825-5998, liipit@humnet.ucla.edu

Julius Toledo, Staff (G/UG), 290F Royce Hall, (310) 267-4008, jtoledo@humnet.ucla.edu

Athletics

Mike Casillas, Staff, Morgan Center, (310) 206-6838, mcasillas@athletics.ucla.edu

Aaron Giacosa, Staff, Morgan Center, (310) 206-6263, agiacosa@athletics.ucla.edu

Linda Lassiter, Staff, Morgan Center, (310) 206-6209, llassiter@athletics.ucla.edu

Joanne Suechika, Staff, Morgan Center, (310) 206-6499, jsuechika@athletics.ucla.edu

Atmospheric and Oceanic Sciences

Robert G. Fovell, Faculty (UG), 7127 Math Sciences, (310) 206-9956, fovell@atmos.ucla.edu

Jochen P. Stutz, Faculty (G), 7127 Math Sciences, (310) 825-5364, jochen@atmos.ucla.edu

Carol Yasutomi, Staff (G/UG), 7127 Math Sciences, (310) 825-1954, carolina@atmos.ucla.edu

Bioengineering (Undergraduate)

Erkki Corpuz, Staff, 6426 Boelter Hall, (310) 825-9442, erkki@ea.ucla.edu

Jassiel Dominguez, Staff, 6426 Boelter Hall, (310) 825-1704, jassiel@ea.ucla.edu

Jan LaBuda, Staff, 6426 Boelter Hall, (310) 825-2514, jan@ea.ucla.edu

Bioinformatics (Graduate)

Pamela Hurley, Staff, 2124 Life Sciences, (310) 794-4256, pamelah@mcdub.ucla.edu

Biological Chemistry (Graduate)

Feng Guo, Faculty, 202 Boyer Hall, (310) 825-8972, fguo@mbi.ucla.edu

Georgina Maldonado, Staff, 310B BSRB, (310) 825-2762, ginamaldonado@mednet.ucla.edu

Alexander Van der Blik, Faculty, 351C BSRB, (310) 825-9779, avan@mednet.ucla.edu

Geraldine A. Weinmaster, Faculty, 390A BSRB, (310) 206-9446, gweinmaster@mednet.ucla.edu

Biology

See Ecology and Evolutionary Biology

Biomathematics (Graduate)

Elliot M. Landaw, Faculty, AV-357 CHS, (310) 825-6743, elandaw@biomath.ucla.edu

Janet Sinsheimer, Faculty, AV-628 CHS, (310) 825-8002, janet@mednet.ucla.edu

David Tomita, Staff, AV-617B CHS, (310) 825-5554, dtomita@biomath.medsch.ucla.edu

Biomedical Engineering (Graduate)

Larry Nadeau, Staff, 5121 Engineering V, (310) 794-5945, nadeau@ea.ucla.edu

Benjamin Wu, Faculty, 5121 Engineering V, (310) 794-7094, benwu@seas.ucla.edu

Biomedical Physics (Graduate)

Magnus Dahlbom, Faculty, B1-1443 Morton Medical Building, (310) 983-1440, mdahlbom@mednet.ucla.edu

Michael McNitt-Gray, Faculty, 924 Westwood Boulevard, Suite 650, (310) 794-8979, mmcnettgray@mednet.ucla.edu

Terry Moore, Staff, 1V-365 CHS, (310) 825-7811, timoore@mednet.ucla.edu

Biomedical Research (Undergraduate)

Ira Clark, Faculty/Staff, 2362 Life Sciences, (310) 267-5679, iclark@ucla.edu

Biostatistics (Graduate)

William G. Cumberland, Faculty, 51-254 CHS, (310) 825-5250,
wgc@ucla.edu

Monica Ramos, Staff, 51-254 CHS, (310) 267-2186,
monicaramos@ucla.edu

Chemical and Biomolecular Engineering

John Berger, Staff (G), 5531 Boelter Hall, (310) 825-9063,
joberger@ea.ucla.edu

Kimberly Claffey, Staff (UG), 6426 Boelter Hall, (310) 206-6397,
kclaffey@ea.ucla.edu

Erkki Corpuz, Staff (UG), 6426 Boelter Hall, (310) 825-9442,
erkki@ea.ucla.edu

Jassiel Dominguez, Staff (UG), 6426 Boelter Hall, (310) 825-1704,
jassiel@ea.ucla.edu

Jan LaBuda, Staff (UG), 6426 Boelter Hall, (310) 825-2514,
jan@ea.ucla.edu

Selim Senkan, Faculty (G), 5532B Boelter Hall, (310) 825-2046,
senkan@seas.ucla.edu

Chemistry and Biochemistry

Angela Carpenter, Staff (UG), 4009 Young Hall, (310) 825-1859,
angela.carpenter@chem.ucla.edu

Shamar Jones, Staff (G), 4006 Young Hall, (310) 825-2645,
sjones@chem.ucla.edu

Denise Mantonya, Staff (UG), 4009 Young Hall, (310) 825-4660,
denise@chem.ucla.edu

Monica Perkins, Staff (G), 4006 Young Hall, (310) 825-1490,
monica@chem.ucla.edu

Chemistry/Materials Science (Undergraduate)

Angela Carpenter, Staff (UG), 4009 Young Hall, (310) 825-1859,
angela.carpenter@chem.ucla.edu

Denise Mantonya, Staff, 4009 Young Hall, (310) 825-4660,
denise@chem.ucla.edu

Vidvuds Ozolins, Faculty, 6532F Boelter Hall, (310) 267-5538,
vidvuds@ucla.edu

Sarah Tolbert, Faculty, 3045A Young Hall, (310) 206-4767,
tolbert@chem.ucla.edu

Chicana and Chicano Studies (Undergraduate)

Eleuteria (Ellie) Hernandez, Staff, 7351 Bunche Hall,
(310) 206-7696, studentadvisor@chavez.ucla.edu

Civic Engagement (Undergraduate)

Kyle McJunkin, Staff, A316 Murphy Hall, (310) 825-3223,
kmcjunkin@college.ucla.edu

Civil and Environmental Engineering

Maida Bassili, Staff (G), 5731 Boelter Hall, (310) 825-1851,
maida@ea.ucla.edu

Chauncey Isom, Staff (UG), 6426 Boelter Hall, (310) 206-2891,
chauncey@ea.ucla.edu

Jan LaBuda, Staff (UG), 6426 Boelter Hall, (310) 825-2514,
jan@ea.ucla.edu

Jonathan Stewart, Faculty (G), 5731H Boelter Hall, (310) 206-2990,
jstewart@seas.ucla.edu

Classics

Diane AbuGheida, Staff (G/UG), 212A Dodd Hall, (310) 206-1590,
dabugheida@humnet.ucla.edu

Alex Purves, Faculty (UG), 247M Dodd Hall, (310) 825-1101,
purves@humnet.ucla.edu

Amy Richlin, Faculty (G), 254C Dodd Hall, (310) 825-4274,
richlin@humnet.ucla.edu

Communication Studies (Undergraduate)

Christy M. Bliss, Staff, 2316 Rolfe Hall, (310) 206-8446

Community Health Sciences (Graduate)

Martin Y. Iguchi, Faculty, 46-081 CHS, (310) 206-6019,
iguchi@ucla.edu

Tanya Youssephzadeh, Staff, 36-071 CHS, (310) 825-5308,
tyousseph@ph.ucla.edu

Comparative Literature

Michelle E. Anderson, Staff (G/UG), 350 Humanities Building,
(310) 825-7650, manderson@humnet.ucla.edu

Gil Z. Hochberg, Faculty (G), 340 Humanities Building, (310)
825-3209, hochberg@humnet.ucla.edu

Katherine King, Faculty (UG), 354 Humanities Building, (310)
825-5071, king@humnet.ucla.edu

Computational and Systems Biology (Undergraduate)

Edward Olano, Staff, 4436 Boelter Hall, (310) 825-7482,
eolano@cs.ucla.edu

Computer Science

Wenona Colinco, Staff (G), 4732 Boelter Hall, (310) 825-0060,
wcolinco@cs.ucla.edu

Adnan Darwiche, Faculty (G), 4532D Boelter Hall, (310) 206-5201,
darwiche@cs.ucla.edu

Leah Eberhardt, Staff (UG), 6426 Boelter Hall, (310) 825-2889,
leah@ea.ucla.edu

Mary Anne Geber, Staff (UG), 6426 Boelter Hall, (310) 825-2036,
maryanne@ea.ucla.edu

Jan LaBuda, Staff (UG), 6426 Boelter Hall, (310) 825-2514,
jan@ea.ucla.edu

Michel Moraga, Staff (UG), 6426 Boelter Hall, (310) 825-5760,
michel@ea.ucla.edu

Verra Morgan, Staff (G), 4732 Boelter Hall, (310) 825-6830,
verra@cs.ucla.edu

Conservation of Archaeological and Ethnographic Materials (Graduate)

Amber Cordts-Cole, Staff, A210 Fowler Building, (310) 825-9407,
acordts@ucla.edu

Ioanna Kakoulli, Faculty, A210 Fowler Building, (310) 794-4915,
kakoulli@ucla.edu

Ellen Pearlstein, Faculty, A210 Fowler Building, (310) 794-4940,
epearl@ucla.edu

David A. Scott, Faculty, A210 Fowler Building, (310) 794-4855,
dascott@ucla.edu

Cybernetics

See Computational and Systems Biology

Dentistry/Oral Biology (Graduate)

Robert Chiu, Faculty (M.S.), 73-016 Dentistry, (310) 825-0535,
rchiu@dentistry.ucla.edu

Pauli Nuttle, Staff, 13-089A Dentistry, (310) 825-1955,
pnuttle@dentistry.ucla.edu

Wenyuan Shi, Faculty (Ph.D.), 23-114A Dentistry, (310) 825-8356,
wshi@dentistry.ucla.edu

Sotirios Tetradis, Faculty (D.D.S./Ph.D.), 53-068 Dentistry, (310)
825-5712, stetradis@dentistry.ucla.edu

Cun-Yu Wang, Faculty, 33-030 Dentistry, (310) 825-4415,
cwang@dentistry.ucla.edu

Fariba Younai, Faculty, 23-012 Dentistry, (310) 794-1093,
fyounai@dentistry.ucla.edu

Design | Media Arts

Carolyn Ramirez-La Faso, Staff (G/UG), 2291B Broad Art Center,
(310) 267-4907, cramirez@arts.ucla.edu

Disability Studies (Undergraduate)

Kyle McJunkin, Staff, A316 Murphy Hall, (310) 825-3223,
kmcjunkin@college.ucla.edu

Earth and Space Sciences/Geology, Geophysics, Space Physics

Lauri Holbrook, Staff (G/UG), 3683 Geology, (310) 825-3917,
holbrook@ess.ucla.edu

Raymond V. Ingersoll, Faculty (UG), 5635 Geology, (310) 825-8634,
ringer@ess.ucla.edu

Gilles Peltzer, Faculty (UG), 4648 Geology, (310) 206-2156,
peltzer@ess.ucla.edu
Christopher Russell, Faculty (G), 6869 Slichter Hall, (310) 825-3188,
ctrussel@igpp.ucla.edu

East Asian Studies

C. Cindy Fan, Faculty (G), 1255 Bunche Hall, (310) 825-3821,
fan@geog.ucla.edu
Magda Yamamoto, Staff (G/UG), 10373 Bunche Hall, (310) 206-6571,
idpgrads@international.ucla.edu (G),
undergrads@international.ucla.edu (UG)

Ecology and Evolutionary Biology

Jessica Angus, Staff (UG), 2325 Life Sciences, (310) 825-1680,
jangu@lifesci.ucla.edu
Mark Gray, Staff (UG), 2325 Life Sciences, (310) 825-1680,
markg@lifesci.ucla.edu
Jocelyn Yamadera, Staff (G), 2329A Life Sciences, (310) 825-1959,
jocelyny@lifesci.ucla.edu

Economics

Sara Lee, Staff (G), 8292 Bunche Hall, (310) 206-1413,
slee@econ.ucla.edu
Julie Plotkin, Staff (UG), 2263 Bunche Hall, (310) 825-5118,
ug-counselor@econ.ucla.edu
Dounia Sadeghi, Staff (UG), 2263 Bunche Hall, (310) 825-5118,
ug-counselor@econ.ucla.edu

Education

Amy Gershon, Staff (G/UG Minor), 1009 Moore Hall, (310) 206-1685,
gershon@gseis.ucla.edu

Electrical Engineering

Deeona Columbia, Staff (G), 56-127 Engineering IV, (310) 825-7574,
deeona@ea.ucla.edu
Jassiel Dominguez, Staff (UG), 6426 Boelter Hall, (310) 825-1704,
jassiel@ea.ucla.edu
Mary Anne Geber, Staff (UG), 6426 Boelter Hall, (310) 825-2036,
maryanne@ea.ucla.edu
Jan LaBuda, Staff (UG), 6426 Boelter Hall, (310) 825-2514,
jan@ea.ucla.edu
Victoria Moraga, Staff (UG), 6426 Boelter Hall, (310) 825-9602,
vikki@ea.ucla.edu
Mani Srivastava, Faculty (G), 6731 Boelter Hall, (310) 267-2098,
mbs@ee.ucla.edu

Engineering and Applied Science, Henry Samueli School of
Office of Academic and Student Affairs (UG), 6426 Boelter Hall,
(310) 825-9580

English

Michael Lambert, Staff (G), 162 Humanities Building, (310) 825-1223,
mlambert@english.ucla.edu
Danielle Maris, Staff (G/UG), 160 Humanities Building, (310)
825-3927/825-1389, dmaris@english.ucla.edu
Janel Munguia, Staff (UG), 158 Humanities Building, (310) 825-1389,
munguia@english.ucla.edu

English as a Second Language (Undergraduate)

Kristina Magpayo, Staff, 3300 Rolfe Hall, (310) 825-4378,
kmagpayo@humnet.ucla.edu

English Composition

Catharine McGraw, Staff (G/UG), 146 Humanities Building, (310)
206-1145, mcgraw@humnet.ucla.edu

Environmental Health Sciences (Graduate)

Rebecca Greenberg, Staff, 56-070 CHS, (310) 206-1619,
rgreenberg@ph.ucla.edu
Richard Jackson, Faculty, 56-070 CHS, (310) 206-8522,
dickjackson@ucla.edu

Environmental Science and Engineering (Graduate)

Richard F. Ambrose, Faculty, 46-081C CHS, (310) 206-1984,
rambrose@ucla.edu
Myrna Gordon, Staff, 46-081A CHS, (310) 825-9901,
mgordon@ph.ucla.edu
Irwin H. Suffet, Faculty, 46-081B CHS, (310) 206-8230,
msuffet@ucla.edu
Arthur M. Winer, Faculty, 61-295 CHS, (310) 206-1278,
amwiner@ucla.edu

Epidemiology (Graduate)

Joy Miller, Staff, 71-254A CHS, (310) 206-3901,
jdmiller@ph.ucla.edu
Jorn Olsen, Faculty, 71-264 CHS, (310) 825-3516, jo@ucla.edu

Ethnomusicology

Alfred Bradley, Staff (UG), 1642 Schoenberg Music Building, (310)
825-4768, abradley@arts.ucla.edu
Sandra McKerroll, Staff (G), 1642 Schoenberg Music Building,
(310) 825-4769, sandram@arts.ucla.edu

European Studies (Undergraduate)

Sandy Valdivieso, Staff, 10357 Bunche Hall, (310) 825-5187,
idps@international.ucla.edu

Film and Television

See Theater, Film, and Television, School of

French and Francophone Studies

Kerry Allen, Staff (G/UG), 212J Royce Hall, (310) 825-1147,
allen@humnet.ucla.edu
Lia N. Brozgal, Faculty (UG), 323 Royce Hall, (310) 206-5414,
lbrozgal@humnet.ucla.edu
Zrinka Stahuljak, Faculty (G), 224B Royce Hall, (310) 206-9044,
zs@humnet.ucla.edu

Geography and Geography/Environmental Studies

Thomas W. Gillespie, Faculty (UG), 1181 Bunche Hall, (310)
825-1818, tg@geog.ucla.edu
Kasi McMurray, Staff (G/UG), 1254 Bunche Hall, (310) 825-1072,
kasi@geog.ucla.edu
Marilyn N. Raphael, Faculty (G), 1176 Bunche Hall, (310) 206-4590,
raphael@geog.ucla.edu
Irina Tauber, Staff (G/UG), 1255 Bunche Hall, (310) 825-1166,
tauber@geog.ucla.edu

Germanic Languages

Kerry Allen, Staff (G/UG), 212J Royce Hall, (310) 825-1147,
allen@humnet.ucla.edu
Wolfgang Nehring, Faculty (G), 326 Royce Hall, (310) 825-0116,
nehring@humnet.ucla.edu
Christopher M. Stevens, Faculty (UG), 334B Royce Hall, (310)
206-4948, stevens@humnet.ucla.edu

Gerontology (Undergraduate)

Larry L. Butcher, Faculty, 8623 Franz Hall, (310) 825-1926,
butcher@psych.ucla.edu
Daniel Cunningham, Staff, 8631 Franz Hall, (310) 206-0312,
gerontol@ucla.edu
Kimberly Spencer, Staff, 8631 Franz Hall, (310) 206-0312,
gerontol@ucla.edu

Global Studies (Undergraduate)

Gaby Solomon, Staff, 10375 Bunche Hall, (310) 206-2806,
undergraduate@international.ucla.edu

Health Services (Graduate)

Roxana Naranjo, Staff, 31-236A CHS, (310) 825-7863,
rnaranjo@ph.ucla.edu
Nanette J. Ramzan, Staff, 10960 Wilshire Boulevard, Suite 1550,
(310) 206-6885, nramzan@ph.ucla.edu
Frederick J. Zimmerman, Faculty, 41-295C CHS, (310) 825-1971,
fredzimmerman@ucla.edu

History

Paul Padilla, Staff (UG), 6248 Bunche Hall, (310) 825-3720, padilla@history.ucla.edu

Hadley Porter, Staff (G), 6290 Bunche Hall, (310) 206-2627, hporter@history.ucla.edu

Eboni Shaw, Staff (UG), 6250 Bunche Hall, (310) 825-4465, eshaw@history.ucla.edu

History/Art History (Undergraduate)

Verlena Johnson, Staff, 206A Dodd Hall, (310) 825-3992, vjohnson@humnet.ucla.edu

Human Complex Systems (Undergraduate)

Dwight W. Read, Faculty, 395 Haines Hall, (310) 825-3988, dread@anthro.ucla.edu

Human Genetics (Graduate)

Tiffany Comtois-Dion, Staff, 6506 Gonda Center, (310) 206-0920, tcomtois@mednet.ucla.edu

Indo-European Studies (Graduate)

Diane AbuGheida, Staff, 212A Dodd Hall, (310) 206-1590, dabugheida@humnet.ucla.edu

H. Craig Melchert, Faculty, 2126B Campbell Hall, (310) 579-7754, melchert@humnet.ucla.edu

Information Studies (Graduate)

Susan Abler, Staff, 102B GSEIS Building, (310) 825-5269, abler@gseis.ucla.edu

Amy Gershon, Staff, 1009 Moore Hall, (310) 206-1685, gershon@gseis.ucla.edu

Institute of the Environment (Undergraduate)

Cully Nordby, Faculty, 300 La Kretz Hall, (310) 267-5607, nordby@ucla.edu

Suzanne E. Paulson, Faculty, 7949 Math Sciences, (310) 206-4442, paulson@atmos.ucla.edu

Sigrid Rian, Staff, 300 La Kretz Hall, (310) 206-9193, srian@ioe.ucla.edu

International Development Studies (Undergraduate)

Sandy Valdivieso, Staff, 10357 Bunche Hall, (310) 825-5187, idps@international.ucla.edu

Islamic Studies (Graduate)

Susan K. McClary, Faculty, 11349 Bunche Hall, (310) 825-3902, mclary@international.ucla.edu

Magda Yamamoto, Staff, 10373 Bunche Hall, (310) 206-6571, idpgrads@international.ucla.edu

Italian

Kerry Allen, Staff (G/UG), 212J Royce Hall, (310) 825-1147, allen@humnet.ucla.edu

Thomas J. Harrison, Faculty (G), 350 Royce Hall, (310) 794-8912, harrison@humnet.ucla.edu

Elissa Tognozzi, Faculty (UG), 340A Royce Hall, (310) 794-8910, tognozzi@humnet.ucla.edu

Labor and Workplace Studies (Undergraduate)

Elizabeth Espinoza, Staff, 1103E Ueberroth Building, (310) 206-0812, Lsmminor@irle.ucla.edu

Latin American Studies

Kevin B. Terraciano, Faculty (G/UG), 6265 Bunche Hall, (310) 825-8410, terra@history.ucla.edu

Magda Yamamoto, Staff (G/UG), 10373 Bunche Hall, (310) 206-6571, idpgrads@international.ucla.edu (G), undergrads@international.ucla.edu (UG)

Law, School of (Graduate)

Admissions Information, 71 Dodd Hall, (310) 825-2080, admissions@law.ucla.edu

Lesbian, Gay, Bisexual, and Transgender Studies**(Undergraduate)**

Arthur L. Little, Jr., Faculty, 2214 Rolfe Hall/226 Humanities Building, (310) 206-7072, little@humnet.ucla.edu

Catharine McGraw, Staff, 146 Humanities Building, (310) 206-1145, mcgraw@humnet.ucla.edu

Letters and Science, College of

College Academic Counseling (UG), A316 Murphy Hall, (310) 825-3382, counseling appointments must be scheduled in person Monday through Friday from 8:30 a.m. to 4:30 p.m. at Window 2. All appointments with full-time counselors are scheduled on a same-day first-come, first-served basis only. Appointments with counseling assistants are scheduled the same day or in advance at Window 1. See <http://www.ugeducation.ucla.edu/counseling/>.

ASK Peer Counseling Scholars (ask@college.ucla.edu), available weekdays at Court of Sciences and Royce Quad from 10 a.m. to 2 p.m., A316C Murphy Hall (ASK Web Lab) from 10 a.m. to 3 p.m., and adjacent to 1104 Murphy Hall from 10 a.m. to 3 p.m.; and Tuesday through Thursday on Ackerman Union A-Level from 11 a.m. to 2 p.m. See <http://www.college.ucla.edu/ask/>.

Academic Advancement Program Counseling Unit (UG), 1209 Campbell Hall, (310) 825-1481

AAP Peer Counseling, 1228 Campbell Hall, (310) 206-1572

Linguistics

Nina M. Hyams, Faculty (G), 2210B Campbell Hall, (310) 825-4631, dgs@humnet.ucla.edu

Melanie Levin, Staff (G/UG), 3125A Campbell Hall, (310) 825-5060, melanie@humnet.ucla.edu

Pamela L. Munro, Faculty (UG), 3125 Campbell Hall, (310) 749-0056, munro@ucla.edu

Russell G. Schuh, Faculty (UG), 2126A Campbell Hall, (310) 720-2663, schuh@humnet.ucla.edu

Linguistics and Computer Science (Undergraduate)

Melanie Levin, Staff, 3125A Campbell Hall, (310) 825-5060, melanie@humnet.ucla.edu

Edward P. Stabler, Faculty, 3103F Campbell Hall, (310) 780-8376, stabler@ucla.edu

Management

Lynn Foxx, Staff (M.B.A.), D202D Cornell Hall, (310) 794-1245, lynn.foxx@anderson.ucla.edu

Lydia Heyman, Staff (M.S./Ph.D.), C501 Entrepreneurs Hall, (310) 825-2667, lydia.heyman@anderson.ucla.edu

Rachel Saar, Staff (UG minor), D413 Cornell Hall, (310) 206-8711, rachel.saar@anderson.ucla.edu

Materials Science and Engineering

Paradee Chularee, Staff (G), 3121 Engineering V, (310) 825-8913, paradee@ea.ucla.edu

Chauncey Isom, Staff (UG), 6426 Boelter Hall, (310) 206-2891, chauncey@ea.ucla.edu

Jan LaBuda, Staff (UG), 6426 Boelter Hall, (310) 825-2514, jan@ea.ucla.edu

Vidvuds Ozolins, Faculty (G), 3121E Engineering V, (310) 267-5538, vidvuds@ucla.edu

Ya-Hong Xie, Faculty (G), 3121F Engineering V, (310) 825-2971, yhx@seas.ucla.edu

Mathematics

Magda Albert, Staff (G), 6356 Math Sciences, (310) 825-4971, malbert@math.ucla.edu

Connie Jung, Staff (UG), 6356 Math Sciences, (310) 206-1286, connie@math.ucla.edu

Peter Petersen, Faculty (UG), 6913 Math Sciences, (310) 206-1286, petersen@math.ucla.edu

Dimitri Shlyakhtenko, Faculty (G), 6356 Math Sciences, (310) 825-4971, shlyakht@math.ucla.edu

Mathematics/Atmospheric and Oceanic Sciences (Undergraduate)

Christopher R. Anderson, Faculty, 6151 Math Sciences, (310) 825-1298, anderson@math.ucla.edu
 Robert G. Fovell, Faculty, 7127 Math Sciences, (310) 206-9956, fovell@atmos.ucla.edu
 Carol Yasutomi, Staff, 7127 Math Sciences, (310) 825-1954, carolina@atmos.ucla.edu

Mathematics/Economics (Undergraduate)

Don M. Blasius, Faculty, 6903 Math Sciences, (310) 206-1286, blasius@math.ucla.edu
 Connie Jung, Staff, 6356 Math Sciences, (310) 206-1286, connie@math.ucla.edu

Mechanical and Aerospace Engineering

Leah Eberhardt, Staff (UG), 6426 Boelter Hall, (310) 825-2889, leah@ea.ucla.edu
 Jan LaBuda, Staff (UG), 6426 Boelter Hall, (310) 825-2514, jan@ea.ucla.edu
 Abel Lebon, Staff (G), 48-121 Engineering IV, (310) 825-7780, abel@ea.ucla.edu
 Michel Moraga, Staff (UG), 6426 Boelter Hall, (310) 825-5760, michel@ea.ucla.edu
 Xiaolin Zhong, Faculty (G), 46-147C Engineering IV, (310) 825-2905, xiaolin@seas.ucla.edu

Medicine, David Geffen School of (Graduate)

Admissions Information, 12-109 CHS, (310) 825-6081, somadmiss@mednet.ucla.edu

Microbiology, Immunology, and Molecular Genetics

Stephen Smale, Faculty (UG), 6-730 MacDonald, (310) 206-4777, smale@mednet.ucla.edu
 Bridget Wolfgang, Staff (G/UG), 1602B Molecular Sciences, (310) 825-8482, bridgetw@microbio.ucla.edu

Middle Eastern and North African Studies (Undergraduate)

Sandy Valdivieso, Staff, 10357 Bunche Hall, (310) 825-5187, idps@international.ucla.edu

Military Science

David R. Kramer, Faculty, 120N Student Activities Center, (310) 825-7381, dkramer92@milsci.ucla.edu
 Victoria Sanelli, Staff, 120G Student Activities Center, (310) 825-7381, vksanelli@ucla.edu

Molecular and Medical Pharmacology (Graduate)

Samson A. Chow, Faculty, 23-133 CHS, (310) 206-2282/825-9600, schow@mednet.ucla.edu
 Sarah Starrett, Staff, 23-385 CHS, (310) 825-0390, sstarrett@mednet.ucla.edu

Molecular Biology (Graduate)

Michael Carey, Faculty, 351A BSRB, (310) 206-7859, mcarey@mednet.ucla.edu
 Steven G. Clarke, Faculty, 640 Boyer Hall, (310) 825-8754, clarke@mbi.ucla.edu
 Sue Ellen Parsee, Staff, 168 Boyer Hall, (310) 267-5209, sparsee@mednet.ucla.edu

Molecular, Cell, and Developmental Biology

Jau-Nian Chen, Faculty (G), 450C BSRB, (310) 206-4513, chenjn@mcdb.ucla.edu
 Connie Firestone, Staff (UG), 2128 Life Sciences, (310) 825-7109, cfire@mcdb.ucla.edu
 Pamela Hurley, Staff (G), 2124 Life Sciences, (310) 794-4256, pamelah@mcdb.ucla.edu
 Chentao Lin, Faculty (UG), 3317 Life Sciences, (310) 206-9576, clin@mcdb.ucla.edu

Molecular, Cellular, and Integrative Physiology (Graduate)

Michael Carr, Staff, 2317 Life Sciences, (310) 825-3891, mcarr@physci.ucla.edu

Molecular Toxicology (Graduate)

Rebecca Greenberg, Staff, 56-070 CHS, (310) 206-1619, rgreenberg@ph.ucla.edu
 Oliver Hankinson, Faculty, 13-244 Factor Building, (310) 825-2936, ohank@mednet.ucla.edu

Moving Image Archive Studies (Graduate)

Lance Watsky, Staff, 103G East Melnitz Building, (310) 206-4966, miasinfo@ucla.edu

Music

Alfred Bradley, Staff (UG), 1642 Schoenberg Music Building, (310) 825-4768, abradley@arts.ucla.edu
 Sandra McKerroll, Staff (G), 1642 Schoenberg Music Building, (310) 825-4769, sandram@arts.ucla.edu

Musicology

Elisabeth Le Guin, Faculty (UG), 2414 Schoenberg Music Building, (310) 206-1088, leguin@humnet.ucla.edu
 Tamara J.M. Levitz, Faculty (G), 2441 Schoenberg Music Building, (310) 825-8413, tlevitz@humnet.ucla.edu
 Barbara Van Nostrand, Staff (G/UG), 2443 Schoenberg Music Building, (310) 206-5187, bvannost@humnet.ucla.edu

Naval Science

Donna Tenerelli, Staff, 120T Student Activities Center, (310) 825-9075, donna@navy.ucla.edu

Near Eastern Languages and Cultures

Arieh B. Saposnik, Faculty (UG), 392 Humanities Building, (310) 206-1392, asaposnik@humnet.ucla.edu
 William M. Schniedewind, Faculty (G), 380 Humanities Building, (310) 206-2405, williams@humnet.ucla.edu
 Jay True, Staff (G/UG), 378A Humanities Building, (310) 825-4165, jtrue@humnet.ucla.edu

Neurobiology (Graduate)

Nicholas C. Brecha, Faculty, 73-244 CHS, (310) 825-9556, nbrecha@ucla.edu
 Brenda Padron, Staff, 73-235 CHS, (310) 825-9553, bpadron@mednet.ucla.edu

Neuroscience

Scott Chandler, Faculty (UG), 2859 Slichter Hall, (310) 206-6636, schandler@physci.ucla.edu
 Michael S. Levine, Faculty (G), 58-258E Semel Institute, (310) 825-7595, mlevine@mednet.ucla.edu
 Melissa Moran, Staff (UG), 1506D Gonda Center, (310) 206-2349, mmoran@mednet.ucla.edu
 Suzie Vader, Staff (G), 1506D Gonda Center, (310) 825-8153, vader@mednet.ucla.edu

Nursing, School of

Lynette Codrington, Staff (B.S./Postlicensure), 2-137 Factor Building, (310) 825-6440, lcodrington@sonnet.ucla.edu
 Debbie Kafka-Hirsch, Staff (M.S.N./Advanced Practice), 2-137 Factor Building, (310) 794-7497, dkafka@sonnet.ucla.edu
 Kathy Scrivner, Staff (G/UG Programs), 2-151 Factor Building, (310) 825-5654, kscrivne@sonnet.ucla.edu
 Shelli Shepherd, Staff (M.S.N./MECN and Ph.D.), 2-137 Factor Building, (310) 825-7182, sshpherd@sonnet.ucla.edu
 Teresa Valenzuela, Staff (B.S./Prelicensure), 2-137 Factor Building, (310) 794-7461, tvalenzu@sonnet.ucla.edu

Oral Biology/Dentistry (Graduate)

Robert Chiu, Faculty (M.S.), 73-016 Dentistry, (310) 825-0535, rchiu@dentistry.ucla.edu
 Pauli Nuttle, Staff, 13-089A Dentistry, (310) 825-1955, pnuttle@dentistry.ucla.edu

Wenyuan Shi, Faculty (Ph.D.), 23-114A Dentistry, (310) 825-8356, wshi@dentistry.ucla.edu

Sotirios Tetradis, Faculty (D.D.S./Ph.D.), 53-068 Dentistry, (310) 825-5712, stetradis@dentistry.ucla.edu

Cun-Yu Wang, Faculty, 33-030 Dentistry, (310) 825-4415, cwang@dentistry.ucla.edu

Fariba Younai, Faculty, 23-012 Dentistry, (310) 794-1093, fyounai@dentistry.ucla.edu

Pathology and Laboratory Medicine (Graduate)

Kenneth Dorshkind, Faculty, 11-232 CHS, (310) 206-9535, kdorshki@mednet.ucla.edu

Douglas Smoot, Staff, 14-214R CHS, (310) 206-1770, dsmoot@mednet.ucla.edu

Christina Yoon, Staff, 14-214R/14-214S CHS, (310) 825-8119, cyoon@mednet.ucla.edu

Philosophy

Andrew Hsu, Faculty (UG), 359 Dodd Hall, (310) 825-6047, hsu@humnet.ucla.edu

Kristin Olson, Staff (G/UG), 329 Dodd Hall, (310) 206-1356, kolson@humnet.ucla.edu

Physics and Astronomy

Carol Finn, Staff (G), 1-707C Physics and Astronomy Building, (310) 206-6994, finn@physics.ucla.edu

Jenny Lee, Staff (G), 1-707B Physics and Astronomy Building, (310) 825-2307, jlee@physics.ucla.edu

Françoise Quéval, Staff (UG), 1-707A Physics and Astronomy Building, (310) 825-2453, queval@physics.ucla.edu

Rachel Resnick, Staff (UG), 1-707D Physics and Astronomy Building, (310) 206-1447, resnick@physics.ucla.edu

Physiological Science

Michael Carr, Staff (G), 2317 Life Sciences, (310) 825-3891, mcarr@physci.ucla.edu

Inna Gergel, Staff (UG), 2317 Life Sciences, (310) 825-3892, gergel@physci.ucla.edu

Physiology (Graduate)

Nicole Batlowski, Staff, 53-263 CHS, (310) 825-5667, nbatlowski@mednet.ucla.edu

Nancy L. Wayne, Faculty, 53-159 CHS, (310) 794-1159, nwayne@mednet.ucla.edu

Political Science

Jim Bondurant, Staff (UG), 4269B Bunche Hall, (310) 825-1184, bonduran@polisci.ucla.edu

Joseph Brown, Staff (G), 4246A Bunche Hall, (310) 825-3372, joseph@polisci.ucla.edu

Kathy Escobedo, Staff (UG), 4269A Bunche Hall, (310) 825-3862, escobedo@polisci.ucla.edu

Miriam A. Golden, Faculty (G), 3262 Bunche Hall

David Wilkinson, Faculty (UG), 3280 Bunche Hall

Psychiatry and Biobehavioral Sciences (Graduate)

Carla Cronkrite Vera, Staff, C8-238 Semel Institute, (310) 206-5110, cvera@mednet.ucla.edu

Psychology

Melina Dorian, Staff (UG), 1531 Franz Hall, (310) 825-2730, undergraduate@psych.ucla.edu

Lindsay Kovner, Staff (G), 3437 Franz Hall, (310) 825-4117, lkovner@psych.ucla.edu

Public Affairs, School of

Sherry Dodge, Staff (UG), 3357H Public Affairs Building, (310) 206-4613, dodge@spa.ucla.edu

Public Health, School of

Student Affairs Office

Sukhwinder Sagoo, Staff, A1-269 CHS, (310) 825-5524, sagoo@ph.ucla.edu

Josie Wei, Staff, A1-269 CHS, (310) 825-5524, wei@ph.ucla.edu

Public Policy (Graduate)

Maciek Kolodziejczak, Staff, 3357L Public Affairs Building, (310) 206-3148, maciek@spa.ucla.edu

Religion, Study of (Undergraduate)

Ra'anana S. Boustan, Faculty, 6265 Bunche Hall, (310) 825-1977, boustan@history.ucla.edu

Kristin Olson, Staff, 329 Dodd Hall, (310) 206-1356, kolson@humnet.ucla.edu

Scandinavian Section

Kerry Allen, Staff (G/UG), 212J Royce Hall, (310) 825-1147, allen@humnet.ucla.edu

Tim Tangherlini, Faculty (G/UG), 332 Royce Hall, (310) 825-7611, tango@humnet.ucla.edu

Slavic Languages and Literatures

Jay Jang, Staff (G/UG), 322B Humanities Building, (310) 825-3856, jjang@humnet.ucla.edu

Olga Kagan, Faculty (UG), 326B Humanities Building, (310) 825-2947, okagan@humnet.ucla.edu

David MacFadyen, Faculty (G), 326C Humanities Building, (310) 825-9212, dmacfady@humnet.ucla.edu

Social Thought (Undergraduate)

Kyle McJunkin, Staff, A316 Murphy Hall, (310) 825-3223, kmcjunkin@college.ucla.edu

Social Welfare (Graduate)

Yasmine Diaz, Staff, 3357F Public Affairs Building, (310) 206-8563, ydiaz@spa.ucla.edu

Society and Genetics (Undergraduate)

Rich Moushegian, Staff, 1320 Rolfe Hall, (310) 206-1890, rmousheg@socgen.ucla.edu

Sociology

Marlies Dietrich, Staff (G), 254D Haines Hall, (310) 825-1026, dietrich@soc.ucla.edu

Wendy Fujinami, Staff (UG), 254E Haines Hall, (310) 825-1215, wendyf@soc.ucla.edu

South Asian Studies (Undergraduate)

Sandy Valdivieso, Staff, 10357 Bunche Hall, (310) 825-5187, idps@international.ucla.edu

Southeast Asian Studies (Undergraduate)

Sandy Valdivieso, Staff, 10357 Bunche Hall, (310) 825-5187, idps@international.ucla.edu

Spanish and Portuguese

Hilda Peinado, Staff (G), 5304 Rolfe Hall, (310) 825-1430, peinado@humnet.ucla.edu

Adriana Ruiz, Staff (UG), 5314 Rolfe Hall, (310) 825-8289, adriana@humnet.ucla.edu

Statistics

Robert Gould, Faculty (UG), 8945 Math Sciences, (310) 206-3381, rgould@stat.ucla.edu

Glenda Jones, Staff (G/UG), 8117 Math Sciences, (310) 206-3742, glenda@stat.ucla.edu

Frederic R. Paik Schoenberg, Faculty (G), 8911 Math Sciences, (310) 825-2207, frederic@stat.ucla.edu

Theater, Film, and Television, School of

Dean Dacumos, Staff (G/UG), 103 East Melnitz Building, (310) 206-8441, dacumos@tft.ucla.edu

Erica Flener, Staff (UG, film, musical theater, minors), 103 East Melnitz Building, (310) 206-8441, eflener@tft.ucla.edu

Catherine Hernandez-Shibata, Staff (UG, theater), 103 East Melnitz Building, (310) 206-8441, chernand@tft.ucla.edu

Natasha Levy, Staff (G, theater), 103 East Melnitz Building, (310) 206-8441, natasha@tft.ucla.edu

Cheri Smith, Staff (UG, film), 103 East Melnitz Building, (310)
206-8441, cheri@tft.ucla.edu

Urban Planning

Sherry Dodge, Staff (UG minor), 3357H Public Affairs Building,
(310) 206-4613, dodge@spa.ucla.edu

Robin McCallum, Staff (G), 3357D Public Affairs Building, (310)
825-7331, robin@spa.ucla.edu

Women's Studies

Samantha Hogan, Staff (UG), 2225 Rolfe Hall, (310) 206-8156,
shogan@women.ucla.edu

Christine A. Littleton, Faculty (G/UG), 2225 Rolfe Hall, (310)
206-8101, littleton@law.ucla.edu

Elizabeth A. Marchant, Faculty (G), 2225 Rolfe Hall, (310)
206-8101/206-8880, marchant@ucla.edu

Jenna Miller-Von Ah, Staff (G), 2225 Rolfe Hall, (310) 206-5898,
jenna@women.ucla.edu

World Arts and Cultures

Victoria Marks, Faculty (G), 140A Kaufman Hall, (310)
206-9227, vmarks@arts.ucla.edu

David D. Shorter, Faculty (G), 130F Kaufman Hall, (310) 206-6699,
shorter@ucla.edu

Wendy Temple, Staff (UG), 148D Kaufman Hall, (310) 825-8537,
wtemple@arts.ucla.edu

Official Notices

The Office of the Dean of Students publishes Official Notices in the *Daily Bruin* at various times during the year. Such notices are important, and all students are held responsible for the information in them.

Auditing Classes

With the consent of the instructor, registered students and interested individuals are permitted to audit classes. Arrangements are made directly with the faculty member under any rules the faculty member may establish, and those auditing ordinarily do not participate in discussions, examinations, or written papers. Audited classes are not recorded on the Study List or on transcripts for regular session courses.

Cell Phone and Pager Policy

Any disruption of a class due to the audible beeping or use of cell phones or pagers will be treated as a violation of Section 102.13 of the *UCLA Student Conduct Code* and will subject a student to sanctions up to and including suspension or dismissal. Cell phones and pagers must be turned off while in classes, libraries, or other quiet areas.

Class Attendance

Class rosters, which identify enrolled or wait-listed students, are available online to each instructor through MyUCLA. Attendance in UCLA classes is limited to duly enrolled regular session or concurrent University Extension students. Guests may attend lectures only with the approval of the instructor. Students may be dropped from a course for academic reasons such as lacking the approved requisites and requirements (SR542). If attendance is an academic requirement established by the instructor, students may be dropped from a course because of excessive absences.

Class Notes

Notes or recordings made by students are for purposes of individual or group study or for other noncommercial purposes reasonably arising from the student's membership in the class or the University. Permission to make notes or recordings falls within the instructor's discretion as informed by instructional purposes, classroom order, property interests, or other reasonable issues arising in the academic context. Notes and recordings may not be exchanged or distributed for commercial purposes, for compensation, or for any other purpose other than study, either between students or between a student(s) and a third party. Unless authorized by the University in advance and explicitly permitted by the instructor, commercial use of class notes or recordings constitutes an unauthorized commercial activity in violation of the *UCLA Regulations on Activities, Registered Organizations, and Use of Properties*, Section IV, Paragraph A (<http://www.studentactivities.ucla.edu>). Students who violate this policy are subject to University discipline.

Further, AB1773 was signed into law on September 23, 2000, to be effective January 1, 2001. This State law amended the California Education Code as follows:

66450. (a) Except as authorized by policies developed by the University in accordance with subdivision (a) of Section 66452, no business, agency, or person, including, but not necessarily limited to, an enrolled student shall prepare, cause to be prepared, give, sell,

transfer, or otherwise distribute or publish, for any commercial purpose, any contemporaneous recording of an academic presentation in a classroom or equivalent site of instruction by an instructor of record. The prohibition applies to a recording made in any medium, including but not necessarily limited to, handwritten or typewritten class notes.

The full text of AB1773, including a description of civil penalties and the legal and financial remedies available to the University and an individual instructor for violations of this State law, can be found at <http://www.leginfo.ca.gov>. This notice has been prepared for distribution to all UCLA students as requested by AB1773.

Individual instructors retain intellectual property rights in lecture material, pursuant to U.S. copyright law and California Civil Code 980(a)(1). Misuse of course notes derived from lecture material may also subject an individual to legal proceedings brought by the instructor.

Pursuant to the guidelines reviewed by the UCLA Academic Senate (1973), lecture note subscription services are permitted, if authorized in advance by the University and if approved by the instructor. The Lecture Notes service offered by the Associated Students UCLA is currently authorized by the University to provide a course notes subscription service for particular classes. For such classes, the note taker is approved in advance by the instructor, and the instructor may review the notes before their distribution and sale through the UCLA Store Lecture Notes office in Ackerman Union. The list of classes with such a subscription service is available in Ackerman Union.

Nothing in this policy precludes an instructor from posting the course lecture notes, which they prepare or authorize to be prepared, on the UCLA-provided course website for the class, which the instructor controls. Students who are permitted by the instructor to review such course lecture notes are reminded that these policies apply to their use of any such course lecture notes posted on the course website by the instructor.

Disclosure of Student Records

Pursuant to the Federal Family Educational Rights and Privacy Act (FERPA), the California Information Practices Act, and the *University of California Policies Applying to the Disclosure of Information from Student Records*, students at UCLA have the right to

1. Inspect and review records pertaining to themselves in their capacity as students, except as the right may be waived or qualified under federal and state laws and University policies
2. Have withheld from disclosure, absent their prior written consent for release, personally identifiable information from their student records, except as provided by federal and state laws and University policies
3. Inspect records maintained by UCLA of disclosures of personally identifiable information from their student records
4. Seek correction of their student records through a request to amend the records or, if such request is denied, through a hearing (see UCLA Procedure 220.1)
5. File complaints with the U.S. Department of Education regarding alleged violations of the rights accorded them by the FERPA

UCLA, in accordance with federal and state laws and University policies, has designated the following categories of personally identifiable information as "directory information" which UCLA may release and publish without the student's prior consent: name, address

(local/mailling, permanent, and/or e-mail), telephone numbers, major field of study, dates of attendance, enrollment status, number of course units in which enrolled, degrees and honors received, the most recent previous educational institution attended, participation in officially recognized activities (including intercollegiate athletics), and the name, weight, and height of participants on intercollegiate athletic teams.

Students who do not wish certain items (i.e., name, local/mailling, permanent, and/or e-mail address, telephone numbers, major field of study, dates of attendance, number of course units in which enrolled, and degrees and honors received) of this "directory information" released and published may so indicate through URSA (<http://www.ursa.ucla.edu>). To restrict the release and publication of the additional items in the category of "directory information," complete the UCLA FERPA Restriction Request form available from the Registrar's Office, 1113 Murphy Hall.

Student records which are the subject of federal and state laws and University policies may be maintained in a variety of offices, including the Registrar's Office, Office of the Dean of Students, UCLA Career Center, UCLA External Affairs, Graduate Division, and the offices of a student's College or school and major department. Students are referred to the online *UCLA Campus Directory* which lists all the offices that may maintain student records, together with their campus address and telephone number. Students have the right to inspect their student records in any such office subject to the terms of federal and state laws and University policies. Inspection of student records maintained by the Registrar's Office is by appointment only and must be arranged three working days in advance. Call (310) 825-1091 option 6, or inquire at the Registrar's Office, 1113 Murphy Hall.

A copy of federal and state laws, University policies, and the print *UCLA Telephone Directory* may be inspected in the office of the Information Practices Coordinator, 500 UCLA Wilshire Center. Information concerning students' hearing rights may be obtained from the Office of the Dean of Students, 1206 Murphy Hall.

In addition to the "directory information" described above, information related to students' sex and marital status, and the name(s), address(es), and telephone number(s) of their parents or next of kin, are made available to the UCLA External Affairs Department for use in alumni, development, and public relations activities. To restrict the release of this additional information, complete an External Affairs Information Restriction Request form available from the Registrar's Office, 1113 Murphy Hall.

Emergencies

Students should be familiar with safety instructions posted in classrooms, laboratories, and other campus facilities. Be prepared to respond safely and appropriately to a fire, earthquake, toxic spill, or accident.

At UCLA, 911 is the "all-purpose" emergency phone number. You do not need to dial an outside line from a campus phone, and you do not need any coins to dial 911 from a pay phone. When you call 911, try to remain calm and do not hang up until you answer all of the operator's questions.

You may also obtain general instructions during a major emergency by calling the 24-hour emergency hot line at (800) 900-UCLA and by listening to the UCLA emergency radio at AM1630. See <http://www.ehs.ucla.edu> for more information.

Here are some general guidelines for specific emergencies:

Accident and Injury

Call 911 immediately to get assistance. If you are qualified to do so, give first aid to injured persons. Do not attempt to move the seriously injured.

Basic emergency care training provided by the American Red Cross is available through the UCLA Office of Environment, Health, and Safety (EHS). For further information about emergency preparedness and training, call (310) 825-5689 or see <http://www.ehs.ucla.edu>.

All work-related injuries must be reported to your supervisor. In addition, any serious injuries (including fatalities) must be reported to Cal/OSHA. Report the injury to EHS on the 24-hour injuries report hot line at (310) 825-9797. EHS will notify Cal/OSHA.

Earthquake

When an earthquake hits, take cover immediately. If you are indoors, get under a desk or table, or between seating rows in a lecture hall. DO NOT RUN OUTSIDE. If you are in a hallway or if you are outside, move to an open area quickly and drop to the ground, covering your head and neck as best you can. If you are in your car, stop carefully and stay in the car.

After the shaking stops, check for injuries. Do not use telephones for personal calls, as this overloads phone lines and prevents emergency personnel from reporting injuries. After a severe quake at UCLA, department heads and emergency coordinators will lead building evacuations. Do not use elevators. Go to campus evacuation areas, which are wide open spaces like the quads, athletic fields, and uncovered parking lots. Wait for instructions before entering buildings or parking structures. Refrain from spreading rumors and do not go sightseeing. Remain calm and help others.

You can learn more about earthquakes by accessing the Southern California Earthquake Center at http://scec.ess.ucla.edu/scec_ucla.html.

Fire

If you see a fire, close the door where the fire is located, activate the nearest alarm, and call 911. When you sound the alarm or hear the alarm signal, get out of the building as quickly and calmly as possible. Do not use the elevators. Do not reenter the building until the all-clear signal has been given by emergency personnel.

UCLA does not expect students or employees to fight fires. Use a fire extinguisher only if you have had the training and you feel it is safe to do so. Be aware of campus fire alarm and extinguisher locations before a fire occurs.

Hazardous Spill

Do not attempt to clean up any hazardous material spill involving chemical, radioactive, infectious, or flammable materials unless you have suitable training. If a spill occurs in a classroom or laboratory, alert the supervisor or laboratory manager. If the spill happens outdoors or in an unsupervised area, call EHS at (310) 825-5689 or 911 from a campus telephone or (310) 825-1491 from a non-campus telephone.

Examination Policies

Midterm Examinations

UCLA Policy 870, II (B) 6: Midterm examinations are expected to be held during regularly scheduled class meeting times. However, large classes with multiple sections requiring a common midterm examination can schedule examinations outside regular class meeting times on a space-available basis with the following limitations:

- a. Notice of the midterm dates and times must be published in the *Schedule of Classes* and URSA before enrollment begins. Late requests will not be scheduled.

- b. Instructors must put the midterm examination dates in the course syllabus.
- c. Instructors must announce the midterm dates on the 1st day of class and inform students that it is acceptable to request alternate times.
- d. Instructors should make a good faith effort to accommodate alternate examinations times for students with course conflicts.
- e. To comply with Section 92640(a) of the California Education Code, instructors must accommodate requests for alternate examination dates at a time when that activity would not violate a student's religious creed. See UCLA Policy 870, Section II (B) 8, Alternate Examination Dates.

Final Examinations

UCLA Policy 870, II (B) 7: An instructor's method of evaluation must be announced at the beginning of the Course. Final written examinations may not exceed three hours' duration and are given only at the times and places established and published by the department chair and the Registrar's Office. See UCLA Senate Regulation A-332 (A) for the policy on final examinations.

Final examinations are generally held in the same room as Class meetings; however, by prior arrangement with the Registrar's Office, common final examinations can be scheduled and extra room locations may be booked on a space-available basis. Changes in classroom location must be arranged through the Registrar's Office. Examination codes, times, and locations are listed in the online *Schedule of Classes* and URSA.

Alternate Examination Dates

UCLA Policy 870, II (B) 8: No student shall be excused from assigned final examinations except as provided in Senate Regulation A332 or in Section 92640(a) of the California Education Code policy on alternate examinations. The University must accommodate requests for alternate examination dates at a time when that activity would not violate a student's religious creed. This requirement does not apply in the event that administering the test or examination at an alternate time would impose an undue hardship which could not reasonably be avoided. Accommodation for alternate examination dates are worked out directly and on an individual basis between the student and the faculty member involved.

Faculty members should remember that while it is fully at their discretion to make arrangements with individual students for alternate examination times, including final examinations, they must conduct the scheduled final examination for the Class as a whole at the times and places established by the department chair and the Registrar's Office.

Harassment

Sexual Harassment

The University of California is committed to creating and maintaining a community where all persons who participate in University programs and activities can work and learn together in an atmosphere free from all forms of harassment, exploitation, or intimidation. Every member of the University community should be aware that the University is strongly opposed to sexual harassment, and that such behavior is prohibited both by law and by University policy. The University will respond promptly and effectively to reports of sexual harassment, and will take appropriate action to prevent, to correct, and if necessary, to discipline behavior that violates this policy. See <http://www.sexualharassment.ucla.edu>.

Definitions

For detailed definitions of **sexual harassment**, refer to Section 102.09 of the Student Conduct Policies.

Complaint Resolution

Experience has demonstrated that many complaints of sexual harassment can be effectively resolved through informal intervention. Individuals who experience what they consider to be sexual harassment are advised to confront the alleged offender immediately and firmly.

Additionally, an individual who believes that she or he has been sexually harassed may contact the Sexual Harassment Coordinator or a Sexual Harassment Information Center counselor for help and information regarding sexual harassment complaint resolution or grievance procedures, or may file a complaint of harassment directly with the appropriate Complaint Resolutions Officer. The appropriate Complaint Resolutions Officer is determined by the status of the accused harasser. For further details contact the Sexual Harassment Coordinator, Pamela Thompson, at 310-206-3417, 2241 Murphy Hall.

Other Forms of Harassment

The University strives to create an environment which fosters the values of mutual respect and tolerance and is free from discrimination based on race, ethnicity, sex, religion, sexual orientation, disability, age, and other personal characteristics. Certainly harassment, in its many forms, works against those values and often corrodes a person's sense of worth and interferes with one's ability to participate in University programs or activities. While the University is committed to the free exchange of ideas and the full protection of free expression, the University also recognizes that words can be used in such a way that they no longer express an idea, but rather injure and intimidate, thus undermining the ability of individuals to participate in the University community. The *University of California Policies Applying to Campus Activities, Organizations, and Students* (hereafter referred to as *Policies*) presently prohibit a variety of conduct by students which, in certain contexts, may be regarded as harassment or intimidation.

For example, harassing expression which is accompanied by physical abuse, threats of violence, or conduct that threatens the health or safety of any person on University property or in connection with official University functions may subject an offending student to University discipline under the provisions of Section 102.08 of the *Policies*.

Similarly, harassing conduct, including symbolic expression, which also involves conduct resulting in damage to or destruction of any property of the University or property of others while on University premises may subject a student violator to University discipline under the provisions of Section 102.04 of the *Policies*.

Further, under specific circumstances described in the *University-wide Student Conduct Harassment Policy*, students may be subject to University discipline for misconduct which may consist solely of expression. Copies of this *Policy* are available in the Office of the Dean of Students, 1206 Murphy Hall, or in any of the Harassment Information Centers listed below:

1. Counseling and Psychological Services, 221 Wooden Center West, (310) 825-0768, <http://www.counseling.ucla.edu>
2. Dashew Center for International Students and Scholars, 106 Bradley Hall, (310) 825-1681, <http://www.internationalcenter.ucla.edu>
3. Office of Fraternity and Sorority Relations, 105 Kerckhoff Hall, (310) 825-6322, <http://www.greeklife.ucla.edu>
4. Office of Ombuds Services, 105 Strathmore Building, (310) 825-7627, <http://www.ombuds.ucla.edu>
5. Office of Residential Life, Residential Life Building, 370 De Neve Drive, (310) 825-3401, <http://www.orl.ucla.edu>

Complaint Resolution

One of the necessary measures in our efforts to assure an atmosphere of civility and mutual respect is the establishment of procedures which provide effective informal and formal mechanisms for those who believe that they have been victims of any of the above misconduct.

Many incidents of harassment and intimidation can be effectively resolved through informal means. For example, an individual may wish to confront the alleged offender immediately and firmly. An individual who chooses not to confront the alleged offender and who wishes help, advice, or information is urged to contact any of the Harassment Information Centers listed immediately above.

In addition to providing support for those who believe they have been victims of harassment, Harassment Information Centers offer persons the opportunity to learn about the phenomena of harassment and intimidation; to understand the formal and informal mechanisms by which misunderstandings may be corrected and, when appropriate, student perpetrators may be disciplined; and to consider which of the available options is the most useful for the particular circumstances.

With regard to the *Universitywide Student Conduct Harassment Policy*, complainants should be aware that not all conduct which is offensive may be regarded as a violation of this *Policy* and may, in fact, be protected expression. Thus, the application of formal institutional discipline to such protected expression may not be legally permissible. Nevertheless, the University is committed to reviewing any complaint of harassing or intimidating conduct by a student and intervening on behalf of the complainant to the extent possible.

Nondiscrimination

The University of California, in accordance with applicable federal and state laws and University policies, does not discriminate on the basis of race, color, national origin, religion, sex, gender identity, pregnancy (including pregnancy, childbirth, and medical conditions related to pregnancy and childbirth), physical or mental disability, medical condition (cancer-related or genetic characteristics), ancestry, marital status, age, sexual orientation, citizenship, or service in the uniformed services (including membership, application for membership, performance of service, application for service, or obligation for service in the uniformed services). The University also prohibits sexual harassment. This nondiscrimination policy covers admission, access, and treatment in University programs and activities.

Inquiries regarding the University's student-related nondiscrimination policies may be directed to the UCLA Campus Counsel, 3149 Murphy Hall, Box 951405, Los Angeles, CA 90095-1405, (310) 825-4042.

Inquiries regarding nondiscrimination on the basis of disability covered by the Americans with Disabilities Act (ADA) of 1990 or Section 504 of the Rehabilitation Act of 1973 may be directed to the ADA and 504 Compliance Coordinator, A239 Murphy Hall, UCLA, Box 951405, Los Angeles, CA 90095-1405, voice (310) 825-2242, TTY (310) 206-3349, <http://www.ada.ucla.edu>.

Students may complain of any action which they believe discriminates against them on the ground of race, color, national origin, marital status, sex, sexual orientation, disability, or age and may contact the Office of the Dean of Students, 1206 Murphy Hall, and/or refer to Section 111.00 of the *University of California Policies Applying to Campus Activities, Organizations, and Students* (available in 1206 Murphy Hall or at <http://www.ucop.edu/ucophome/coordrev/ucpolicies/aos/toc.html>) for further information and procedures.

Official Publications

Students are responsible for observing procedures and deadlines published by the Registrar's Office in the following publications:

1. *UCLA General Catalog*. The catalog includes courses and programs approved by the UCLA Academic Senate. The print edition is issued regularly and is for sale at the UCLA Store. The online edition (<http://www.registrar.ucla.edu/catalog/>) has updates for course descriptions and a list of new items and changes, additions, and deletions to existing undergraduate programs (i.e., majors, minors, specializations)
2. *Schedule of Classes*. There is no print edition of the *Schedule*. The online *Schedule* (<http://www.registrar.ucla.edu/schedule/>) lists courses offered each term. It includes fee charts, an academic calendar with key deadline dates, and academic policies and procedures; registration, enrollment, and billing information; and Official Notices

Plagiarism and Student Copyright

Plagiarism of any form is a violation of UCLA Student Conduct Code Section 102.01—Academic Dishonesty. Instructors are permitted to use one or more plagiarism-detection services to assist in the confirmation that the academic work submitted by a student is original work and has not been duplicated from an existing work.

All class assignments are expected to be original works submitted by individual students or, if directed by the instructor, by students working in a team. Should a student purchase or other wise acquire a document from a third party (such as <http://www.termpaperexample.com>) and submit such a document as original work for the class assignment, such action is plagiarism and a violation of the code.

Instructors may require that all students enrolled in the class submit their work for confirmation by a plagiarism-detection service designated by the instructor. Failure by a student to submit assigned work is the equivalent, at the discretion of the instructor, to the student failing to submit the paper for grading.

Students retain full copyright ownership to their academic work (UCLA Policy 965; see http://www.adminvc.ucla.edu/appm/entry_policies.asp?vSection=public/app_0965_0.HTML). However, if the plagiarism-detection service used by the instructor includes a protocol that the vendor retains a copy of the submitted work, such practice is approved by UCLA for the vendor's sole purpose of comparison with other academic work subsequently submitted by others. The vendor may not use academic work submitted by UCLA students for any other purpose.

Instructors are encouraged to indicate to all students at the start of the academic term whether (a) a plagiarism-detection service will be used in the class for academic assignments; and (b) whether the service will be applied to all students enrolled in the class or on a spot-check basis. Nonetheless, instructors may decide to use a plagiarism-detection service after the start of the academic term, either on an across-the-board or spot-check basis. The instructor's discretion in such matters is final and not subject to appeal.

Students are encouraged to familiarize themselves with the *UCLA Student Conduct Code* and the official statements regarding cheating and plagiarism. These and other relevant documents are available on the website of the Office of the Dean of Students at <http://www.deanofstudents.ucla.edu/studentconductcode.pdf>.

The grading process for a student suspected of having engaged in plagiarism or other form of cheating is described in the Academic Senate Manual Regulations, Section 4, Paragraphs A-306 and A-315 (see <http://www.senate.ucla.edu>).

Sexual Assault and Sexual Misconduct

UCLA does not tolerate sexual assault or sexual misconduct. Where there is probable cause to believe a student has committed a sexual assault or has engaged in sexual misconduct, disciplinary action will be pursued. Sanctions may include dismissal from the University.

If a Person Has Been Sexually Assaulted

Those who believe that they are the victims of sexual assault should

1. **Immediately call the police department.** If possible, call the UCLA Police Department at (310) 825-1491 or 911
2. **Get medical attention.** Campus police will provide transportation to the Santa Monica-UCLA Medical Center Emergency Room for emergency medical treatment and evidence collection. A counselor from the Rape Treatment Center will be available at that time, free of charge

Utilize campus and community support services:

1. **Contact a Rape Services Consultant (RSC)** at Counseling and Psychological Services. RSCs have expertise in working with people who have been sexually assaulted. They can discuss options and alternatives, help identify the most appropriate support services, and provide information about medical care, psychological counseling, academic assistance, legal options, how to file a police report, and how to file a complaint through the Office of the Dean of Students. RSCs are available to assist any UCLA student regardless of where or when the assault occurred. For assistance, contact Counseling and Psychological Services at (310) 825-0760 or go to 221 Wooden Center West and ask to speak to an RSC.
2. **Contact the Rape Treatment Center** at Santa Monica-UCLA Medical Center (310-319-4000) for free emergency medical treatment and counseling services. See <http://www.911rape.org>.

Caring assistance is available for persons who have been subjected to sexual assault or sexual misconduct. They are encouraged in the strongest terms to make a report.

Student Conduct Policies

Students are members of both society and the academic community with attendant rights and responsibilities. Students are expected to make themselves aware of and comply with the law, and with University and campus policies and regulations. While many of UCLA's policies and regulations parallel federal, state, and local laws, UCLA's standards may be set higher. The *University of California Policies Applying to Campus Activities, Organizations, and Students* (UC Policies) have been incorporated into the *UCLA Student Conduct Code* either by adapting or inserting verbatim the language of the policies. The complete *University of California Policies Applying to Campus Activities, Organizations, and Students* is available at <http://www.ucop.edu/ucophome/coordrev/ucpolicies/aos/toc.html>. Students may contact the Office of the Dean of Students, Office of Ombuds Services, or Student Legal Services for advice concerning these policies.

A. Jurisdiction

The University has jurisdiction over student conduct that occurs on University property, or in connection with official University functions whether on or off University property. Although the University will not routinely invoke its disciplinary processes over student conduct that occurs off campus except in connection with an official University function, the University has discretion to exercise jurisdiction over conduct that occurs off campus and that would violate student conduct and discipline policies or regulations if the conduct had occurred

on campus when (1) the alleged misconduct indicates the student poses a threat to the safety or security of any member(s) of the University community or (2) the alleged misconduct involves academic work or the forgery, alteration, or misuse of any University document, record, key, electronic device, or identification.

Specifically, the University may choose to exercise jurisdiction over off-campus incidents under alternative A.1 above where the alleged misconduct involves

- a. Physical abuse, including but not limited to sexual assault, sexual misconduct, sex offenses, and other physical assault; threats of violence; or conduct that threatens the health or safety of any person;
- b. Stalking (as defined in Section 102.10 of the *University of California Policies Applying to Campus Activities, Organizations, and Students*);
- c. Sexual harassment (as defined in Section 160.00 et seq. of the *University of California Policies Applying to Campus Activities, Organizations, and Students*);
- d. Participation in hazing or any method of initiation or preinitiation into a campus organization or other activity engaged in by the organization or members of the organization at any time that causes, or is likely to cause, physical injury or personal degradation or disgrace resulting in psychological harm to any student or other person.

In determining whether or not to exercise off-campus jurisdiction in cases under alternative A.1 above, the University will consider the seriousness of the alleged misconduct; whether the alleged victim is a member of the campus community; the ability of the University to gather information, including the testimony of witnesses; or whether the off-campus conduct is part of a series of actions that occurred both on and off campus.

This section is intended only to provide guidance for the exercise of discretion by the University in invoking its jurisdiction over conduct that occurs off campus. It may not be relied upon by any student charged under this section to create any rights, substantive or procedural, or as a basis for a challenge to the exercise of the University's jurisdiction.

B. Types of Misconduct

Students may be disciplined for violations or attempted violations (including aiding, abetting, or participating in the planning of an act that would be in violation of the *UCLA Code*, whether or not the individual who carries out that act is a student). Violations include the following types of misconduct:

102.01: Academic Dishonesty. All forms of academic misconduct, including but not limited to cheating, fabrication, plagiarism, multiple submissions, or facilitating academic misconduct. For the purposes of the *UCLA Code*, the following definitions apply:

102.01a: Cheating. Cheating includes, but is not limited to, the use of unauthorized materials, information, or study aids in any academic exercise or the failure to observe the expressed procedures or instructions of an academic exercise (e.g., examination instructions regarding alternate seating or conversation during an examination).

102.01b: Fabrication. Fabrication includes, but is not limited to, falsification or invention of any information or citation in an academic exercise.

102.01c: Plagiarism. Plagiarism includes, but is not limited to, the use of another's words or ideas as if they were one's own, including but not limited to representing, either with the intent to deceive or by the omission of the true source, part of or an entire work produced by someone other than the student, obtained by purchase or otherwise, as the student's original work or representing the identifiable but altered ideas, data, or writing of another person as if those ideas, data, or writing were the student's original work.

102.01d: Multiple Submissions. Multiple submissions includes, but is not limited to, the resubmission by a student of any work which has been previously submitted for credit in identical or similar form in one course to fulfill the requirements of a second course, without the informed permission/consent of the instructor of the second course; or the submission by a student of any work submitted for credit in identical or similar form in one course to fulfill the requirements of a concurrent course, without the permission/consent of the instructors of both courses.

102.01e: Facilitating Academic Dishonesty. Facilitating academic dishonesty includes, but is not limited to, knowingly helping another student commit an act of academic misconduct (e.g., cheating, fabrication, plagiarism, multiple submissions).

102.01f: Coercion Regarding Grading or Evaluation of Course-work. Threatening personal or professional repercussions or discipline against an instructor to coerce the instructor to change a grade or otherwise evaluate the student's work by criteria not directly reflective of coursework.

102.02: Other Forms of Dishonesty. Other forms of dishonesty, including but not limited to fabricating information or knowingly furnishing false information or reporting a false emergency to the University.

102.03: Forgery. Forgery, alteration, or misuse of any University document, record, key, electronic device, or identification.

102.04: Theft. Theft of, conversion of, misappropriation of, or damage to or destruction of any property of the University or property of others while on University premises or at official University functions; or possession of any property when the student had knowledge or reasonably should have had knowledge that it was stolen.

102.05: Computers. Theft or abuse of University computers and other University electronic resources such as computer and electronic communications facilities, systems, and services. Abuses include, but are not limited to, unauthorized entry, use, transfer, or tampering with the communications of others; interference with the work of others and with the operation of computer and electronic communications facilities, systems, and services; and violations of copyright laws, whether by theft, unauthorized sharing, or other misuse of copyrighted materials such as songs, movies, software, photos, or text. Violation of the *UCLA E-Mail Policy and Guidelines* (available at http://www.adminvc.ucla.edu/appm/public/app_0455_0.html), of the *University of California Electronic Communications Policy* (available at <http://www.ucop.edu/ucophome/policies/ec/>), or of any other University acceptable or allowable use policy is also considered a violation of Section 102.05.

102.06: Unauthorized Use of University Resources or Name. Unauthorized entry to, possession of, receipt of, or use of any University services, equipment, resources, or properties, including the University's name, insignia, or seal.

102.07: University Housing and Parking.

102.07a: University Housing. Violation of policies, regulations, or rules governing University-owned, -operated, or -leased housing facilities or other housing facilities located on University property.

102.07b: Parking. Violation of policies, regulations, or rules governing University parking services or University-owned or -operated parking facilities.

102.08: Physical Abuse. Physical abuse includes physical assault, sexual assault, sexual misconduct, sex offenses; threats of violence; or other conduct that threatens the health or safety of any person.

Sexual Assault occurs when a person knowingly causes another person to engage in a sexual act by (a) physical force, violence, threat, intimidation, and/or coercion; (b) ignoring the objections of the other person; (c) causing the other's intoxication or impairment through the use of drugs or alcohol; or (d) taking advantage of the

other person's incapacitation, state of intimidation, helplessness, or other inability to consent. Situations involving physical force, violence, threat, intimidation, and/or coercion fall under the definition of Sexual Assault.

Sexual Misconduct occurs when a person, having failed to take appropriate steps to gain effective consent, engages in a sexual act with another under the unreasonable belief that effective consent had been obtained. Sex offenses include, but are not limited to, sexual assault upon a child, incest, and consensual sex with an individual under the age of consent (18 years of age in California). NOTE: For the purpose of this regulation, the following apply:

1. "Effective consent" referenced in the terms above means words or actions that show a voluntary agreement to engage in a mutually agreed-upon sexual activity
2. "Sexual act" referenced in the terms above includes, but is not limited to, sexual intercourse, sodomy, oral-genital contact, or sexual penetration with a foreign object (including a finger), the touching of a person's intimate parts (defined as genitalia, groin, breast, or buttocks, or clothing covering them), or compelling a person to touch his or her own or another person's intimate parts without effective consent
3. Intoxication of the accused will not diminish his or her responsibility for any violations of this section

102.09: Sexual Harassment. Sexual harassment, as defined in the *University of California Policies Applying to Campus Activities, Organizations, and Students* (Section 160.00), reads in part: Sexual harassment is unwelcome sexual advances, requests for sexual favors, and other verbal or physical conduct of a sexual nature, when submission to or rejection of this conduct explicitly or implicitly affects a person's employment or education, unreasonably interferes with a person's work or educational performance, or creates an intimidating, hostile, or offensive working or learning environment. In the interest of preventing sexual harassment, the University will respond to reports of any such conduct.

Refer to the *Policy on Sexual Harassment and Complaint Resolution Procedures* (section 160.00) for the entire definition. The *Policy on Sexual Harassment and Complaint Resolution Procedures* is incorporated into the *Policy on Student Conduct and Discipline*.

102.10: Stalking. Stalking behavior in which a student repeatedly engages in a course of conduct directed at another person and makes a credible threat with the intent to place that person in reasonable fear for his or her safety, or the safety of his or her family; where the threat is reasonably determined by the University to seriously alarm, torment, or terrorize the person; and where the threat is additionally determined by the University to serve no legitimate purpose.

102.11: Harassment. Harassment by a student of any person. For the purposes of this section, harassment

- a. Is the use, display, or other demonstration of words, gestures, imagery, or physical materials, or the engagement in any form of bodily conduct, on the basis of race, color, national or ethnic origin, alienage, sex, religion, age, sexual orientation, or physical or mental disability that has the effect of creating a hostile and intimidating environment sufficiently severe or pervasive to substantially impair a reasonable person's participation in University programs or activities, or use of University facilities;
- b. Must target a specific person or persons; and
- c. Must be addressed directly to that person or persons

NOTE: The Office of the President has issued the following guidelines on interpretation and application of this section (102.11: Harassment): "Prior to applying this provision of policy to any student conduct, the Office of General Counsel will be consulted regarding its proper interpretation and application in light of the specific circumstances."

102.12: Hazing. Participation in hazing or any method of initiation or preinitiation into a campus organization or other activity engaged in by the organization or members of the organization at any time that causes, or is likely to cause, physical injury or personal degradation or disgrace resulting in psychological harm to any student or other person.

102.13: Obstruction or Disruption. Obstruction or disruption of teaching, research, administration, disciplinary procedures, or other University activities.

102.14: Disorderly Conduct. Disorderly or lewd conduct.

102.15: Disturbing the Peace. Participation in a disturbance of the peace or unlawful assembly.

102.16: Failure to Comply. Failure to identify oneself to, or comply with directions of, a University official or other public official acting in the performance of his or her duties while on University property or at official University functions, or resisting or obstructing such University or other public officials in the performance of or the attempt to perform their duties.

102.17: Controlled Substances. Unlawful manufacture, distribution, dispensing, possession, use, or sale of, or the attempted manufacture, distribution, dispensing, or sale of controlled substances, identified in Federal and State laws or regulations.

102.18: Alcohol. Manufacture, distribution, dispensing, possession, use, or sale of, or the attempted manufacture, distribution, dispensing, or sale of alcohol which is unlawful or otherwise prohibited by, or not in compliance with, University policy or campus regulations.

102.19: Destructive Devices. Possession, use, storage, or manufacture of explosives, firebombs, or other destructive devices.

102.20: Weapons. Except as expressly permitted by law, possession, use, storage, or manufacture of a firearm or other weapon capable of causing bodily injury. Except as expressly permitted by University policy, possession, use, storage, or manufacture of replicas of firearms or other weapons.

102.21: Violation of Disciplinary Conditions. Violation of the conditions contained in the terms of a disciplinary action imposed under the *UCLA Code*.

102.22: Violation of Interim or Emergency Suspension Conditions. Violation of the conditions contained in a written Notice of Interim or Emergency Suspension issued pursuant to Section IV of the *UCLA Code*.

102.23: Unauthorized Use or Sale of University Materials. Except as provided herein, no student shall give, sell, or otherwise distribute to others or publish any recording made during any course presentation without the written consent of the University and the instructor/presenter. This policy is applicable to any recording in any medium, including handwritten or typed notes.

Any distribution of a recording of a course presentation at UCLA that captures the actual sounds and/or images of that course presentation, in any medium, must consider not only the rights of the instructor and the University, but also those of other parties. Examples include the privacy rights of students enrolled in the course, the rights of guest lecturers, and the copyright interests in materials authored by others that are displayed or presented during the course presentation. In addition to the consent of the University and the instructor/presenter, it may be necessary to secure permission from these other parties before any recording, distribution, publication, or communication is legally permitted.

102.23a: Selling Course Notes. Selling, preparing, or distributing for any commercial purpose course lecture notes or video or audio recordings of any course unless authorized by the University in advance and explicitly permitted by the course instructor in writing. The unauthorized sale or commercial distribution of course notes or recordings by a student is a violation of the *UCLA Code* whether or not it was the student or someone else who prepared the notes or recordings. This policy is applicable to any recording in any medium, including handwritten or typed notes.

102.23b: Copying Course Notes. Copying for any commercial purpose handouts, readers, or other course materials provided by an instructor as part of a University of California course unless authorized by the University in advance and explicitly permitted by the course instructor or the copyright holder in writing (if the instructor is not the copyright holder). Students currently enrolled in a course may provide a copy of their own notes or recordings to other currently enrolled students for noncommercial purposes reasonably arising from participation in the course, including individual or group study.

102.23c: Commencement Tickets. Selling commencement tickets.

102.24: University Properties. Using University properties for the purpose of organizing or carrying out unlawful activity.

102.25: Violations of Law. Violation of Federal, State, or local laws.

11. REC (Recitation): Students take part in oral presentations and exhibitions involving substantial class participation
12. RGP (Research Group Meeting): Students participate in graduate research group meetings
13. SEM (Seminar): Students and faculty interact through small classroom sessions that involve substantial class participation
14. STU (Studio): Students develop technical or creative skills such as painting, music, drama, or design
15. TUT (Tutorial): Students meet individually with faculty to review work that each student conducts independently
16. TVI (Televised Instruction): Students view material that has been prerecorded

SEC — Section Number

A course may have multiple class types that must be taken together, such as lecture and discussion or lecture and laboratory. These class types are linked and are identified by the sequence printed and numbering schemes below:

1. Primary (lecture, seminar) sections are numbered sequentially (1-99). If a course has secondary sections belonging to a specific primary section (i.e., a compound class), they are numbered with the corresponding primary section number followed by a letter (A to Z). For example, for Chem 11A lecture section 1, you must choose from discussion sections 1A to 1Z. The class is listed as:

11A GENERAL CHEMISTRY -----		LEC 1
	142-081-201	DIS 1A
	142-081-202	DIS 1B
	-----	LEC 2
	142-081-221	DIS 2A
	142-081-222	DIS 2B

2. Any section type that may be associated with several other section types is indicated by the section number prefixed with a capital M. Combinations include
 - a. A course with secondary (discussion, laboratory, quiz) sections associated with any of several primary sections (e.g., Chinese 2)
 - b. A course with multiple primary (lecture) sections and multiple secondary (both laboratory and discussion required) sections, with the laboratory section associated with any of the primary sections, such as Physics 6. These courses identify the section type (lecture, laboratory, discussion), which is the ENROLLMENT SECTION

FEE — Materials Use Fee

The Materials Use Fee is assessed in addition to term fees for each course that you are enrolled in as of the fourth week of classes. Multiple-part class series (such as lecture, laboratory, and discussion) list the fee with the primary section only. It covers the price of materials and supplies used in the course and appears on your BAR statement.

DAYS

Days of the week are abbreviated as follows:

M — Monday
 T — Tuesday
 W — Wednesday
 R — Thursday
 F — Friday
 S — Saturday
 U — Sunday
 TBA — To be arranged (time was not available at publication; contact the instructor or department)

UNSCHED — No regular meeting time (consult the instructor)

VAR — Class meetings vary throughout the week and quarter (consult the instructor)

TIME

Courses begin and end at the time listed. Minimum class meeting time is 50 minutes. Sometimes sections have more than one meeting time, which are listed on separate lines.

BUILDING/ROOM

The meeting location of a section is indicated by the building name abbreviation followed by the room number. Multiple meeting locations are listed on separate lines.

LS 2142 — Life Sciences 2142
 MS 4000A — Math Sciences 4000A
 PUB POL 1343 — Public Policy Building 1343

See "University Buildings" for building names and locations.

INSTRUCTOR

The faculty member responsible for a course is listed with last name and first initial. "The Staff" indicates an instructor was not assigned as of publication.

ENRL CAP — Enrollment Capacity

Enrollment capacity indicates the number of students allowed to enroll in the section and is subject to departmental change. When you attempt to enroll and the capacity is full, you are informed of the wait-list size and your possible wait-list position.

XC — Examination Code

The code number indicates the examination period for the course final, which is generally based on the meeting time of the lecture section (see "Final Examinations" chart). Examination code information is available through URSA. Be sure to check your examination codes prior to finals week.

Do not enroll in courses that have conflicting meeting times as this creates a conflict in examination times. You must discuss any conflict with both instructors and may have to change sections or drop the course to avoid the conflict. Faculty members may use their discretion to establish ground rules for attendance, missed examinations, late term papers, or any other means of evaluation for the course.

GD TP — Class Grade Type

Grade type is indicated by the following grading detail codes:

1. SO — Student Option: Letter grade or Passed/Not Passed for undergraduate students and Letter grade or Satisfactory/Unsatisfactory for graduate students. (In the *Schedule of Classes* and URSA, classes with an optional grading basis default to SO [Student Option], which appears in the grade type column. See the Enrollment section for regulations on changing grading basis.)
2. LG — Letter grade only
3. NG — Non-graded section of a multiple-part course
4. PN — Passed/Not Passed
5. SU — Satisfactory/Unsatisfactory

UNITS

Unit value is the workload credit given for a course. It is generally the same as credit toward a degree, except that some courses (e.g., English A, AP, 2P, 3P) may have less degree credit and/or no credit toward a degree (check the course description in the *UCLA General Catalog*). **The unit value of a multiple-part class series is listed with the primary section.**

RESTRICT — Restrictions

Course restrictions **print on the line following the section entry when enrollment is restricted to certain designations** of students:

1. **Department Consent or Instructor Consent.** A PTE number is required. Consent of department or instructor is no longer listed in the course description in the *UCLA General Catalog*. Such a restriction is subject to change by individual instructors and is only noted in the *Schedule of Classes*
2. **Level.** Only students as indicated by the class level may enroll. (If the restriction is satisfied, a PTE number is not required when

the section capacity has available spaces.) Levels are indicated as follows:

- FR — Freshmen only
- SO — Sophomores and above
- JR — Juniors and above
- SR — Seniors and above
- GR — Graduate students only

See “Class Levels” in the Academic Policies section for unit breakdown for each level

3. **College and/or Major.** Only students with the noted college and/or major(s) may enroll. (If the restriction is satisfied, a PTE number is not required when the section capacity has available spaces.) Thus, if a restriction reads “MATH/APP, ECON BUSINESS, BUS-ECON,” the course is restricted to the specified majors

University Buildings

ASHE	Arthur Ashe Student Health and Wellness Center	KNUDSEN	Knudsen Hall
AU	Ackerman Student Union	KORN	Korn Convocation Hall
BIO SCI	Biomedical Sciences Research Building	LAKRETZ	La Kretz Hall
BMC	Brain Mapping Center	LAW	Law Building
BOELTER	Boelter Hall	LS	Life Sciences
BOTANY	Botany Building	LUVALLE	Lu Valle Commons
BOYER	Boyer Hall (formerly Molecular Biology Institute)	MACDNLD	MacDonald Medical Research Laboratories
BRADLEY	Bradley International Hall	MACGOWN	Macgowan Hall
BROAD	Broad Art Center	MCGWN E	Macgowan Hall East
BRI	Brain Research Institute	MDCC	Marion Davies Children’s Center
BUNCHE	Bunche Hall	MELNITZ	Melnitz Hall
CAMPBEL	Campbell Hall	MOL SCI	Molecular Sciences Building
CHS	Center for the Health Sciences	MOORE	Moore Hall
CLARK	William Andrews Clark Memorial Library	MORTON	Morton Medical Building (formerly Medical Plaza 200)
CNYN PT	Canyon Point (Sunset Village)	MP 100	Medical Plaza 100
COLLINS	Collins Center for Executive Education	MP 300	Medical Plaza 300
CORNELL	Cornell Hall	MS	Mathematical Sciences
COVEL	Covel Commons	MURPHY	Murphy Hall (Administration)
CSB I	Campus Services Building I	NEUROSC	Neuroscience Research Building
DE NEVE	De Neve Plaza Commons Building	NO FAC	No facility
DENT	Dentistry, School of	NWAUD	Northwest Campus Auditorium
DODD	Dodd Hall	OFF CAM	Off campus
E MLNTZ	East Melnitz Building	PAB	Physics and Astronomy Building
ENGR I	Engineering I	PERLOFF	Perloff Hall
ENGR IV	Engineering IV	PORTOLA	Portola Plaza Building
ENGR V	Engineering V	POWELL	Powell Library Building
ENTRPNR	Entrepreneurs Hall	PUB AFF	Public Affairs Building (formerly Public Policy Bldg)
FACTOR	Factor Health Sciences Building	PUB HLT	Public Health, School of
FERNALD	Fernald Center	PVUB	Ueberroth Building, Peter V.
FIELD	Field	REED	Reed Neurological Research Center
FOWLER	Fowler Museum of Cultural History	RIEBER	Rieber Hall
FRANZ	Franz Hall	ROLFE	Rolfe Hall
GEOLOGY	Geology Building	ROSNFLD	Rosenfeld Library
GOLD	Gold Hall	ROYCE	Royce Hall
GONDA	Gonda (Goldschmied) Neuroscience and Genetics Research Center	SAC	Student Activities Center (formerly Men’s Gym)
GSEIS	Education and Information Studies Building	SCULPT	Sculpture Garden
HAINES	Haines Hall	SEMEL	Semel Institute for Neuroscience and Human Behavior (formerly NPI&H)
HEDRICK	Hedrick Hall	SLICHTR	Slichter Hall
HERSHEY	Hershey Hall	SMB	Schoenberg Music Building
HLTHSCI	Center for the Health Sciences	SPROUL	Sproul Hall
HUMANTS	Humanities Building (formerly Kinsey Hall)	UES	UCLA Lab School, Seeds Campus
JSEI	Jules Stein Eye Institute	WARREN	Warren Hall
KAUFMAN	Kaufman Hall (formerly Dance Building)	WGYOUNG	Young Hall
KH	Kerckhoff Hall	WOODEN	Wooden Recreation and Sports Center
KINROSS	Kinross Building	YRL	Young Research Library
KINR SO	Kinross South	700 WWP	700 Westwood Plaza
KNSY PV	Kinsey Science Teaching Pavilion		

Spring 2010 Final Examinations

	8-11 a.m.	11:30 a.m.-2:30 p.m.	3-6 p.m.	6:30-9:30 p.m.
Saturday, June 5	26	27	28	29
Sunday, June 6	31	32	33	34
Monday, June 7	9	4	2	11
Tuesday, June 8	12	3	14	22
Wednesday, June 9	13	15	5	23
Thursday, June 10	7	6	8	24
Friday, June 11	1	16	No Exams	No Exams

Code	Date and Time	Code	Date and Time
1	Friday, June 11, 8-11 a.m.	16	Friday, June 11, 11:30 a.m.-2:30 p.m.
2	Monday, June 7, 3-6 p.m.	20	To be arranged by instructor, if required
3	Tuesday, June 8, 11:30 a.m.-2:30 p.m.	22	Tuesday, June 8, 6:30-9:30 p.m.
4	Monday, June 7, 11:30 a.m.-2:30 p.m.	23	Wednesday, June 9, 6:30-9:30 p.m.
5	Wednesday, June 9, 3-6 p.m.	24	Thursday, June 10, 6:30-9:30 p.m.
6	Thursday, June 10, 11:30 a.m.-2:30 p.m.	26	Saturday, June 5, 8-11 a.m.
7	Thursday, June 10, 8-11 a.m.	27	Saturday, June 5, 11:30 a.m.-2:30 p.m.
8	Thursday, June 10, 3-6 p.m.	28	Saturday, June 5, 3-6 p.m.
9	Monday, June 7, 8-11 a.m.	29	Saturday, June 5, 6:30-9:30 p.m.
11	Monday, June 7, 6:30-9:30 p.m.	30	Consult instructor for method of evaluation
12	Tuesday, June 8, 8-11 a.m.	31	Sunday, June 6, 8-11 a.m.
13	Wednesday, June 9, 8-11 a.m.	32	Sunday, June 6, 11:30 a.m.-2:30 p.m.
14	Tuesday, June 8, 3-6 p.m.	33	Sunday, June 6, 3-6 p.m.
15	Wednesday, June 9, 11:30 a.m.-2:30 p.m.	34	Sunday, June 6, 6:30-9:30 p.m.

Final Examination Policies

Final examinations, unless otherwise announced by the instructor, are held in the same room as class meetings. Examination codes are listed for each course in the *Schedule of Classes* and in the Study List selections on URSA.

An instructor's method of evaluation must be announced at the beginning of the course. Final written examinations may not exceed three hours' duration and are given only at the times and places established and published by the department chair and the Registrar's Office (Senate Regulation A-332A). **In planning courses for a term, students are responsible for avoiding class conflicts and avoiding conflicting or multiple same-day final examinations. No student shall be excused from assigned final examinations except as provided in the following paragraphs.**

Policy on Alternate Examination Dates

In compliance with Section 92640(a) of the California Education Code, the University must accommodate requests for alternate examination dates for any test or examination at a time when that activity would not violate a student's religious creed. This requirement does not apply in the event that administering the test or

examination at an alternate time would impose an undue hardship which could not reasonably be avoided.

Accommodation for alternate examination dates are worked out directly and on an individual basis between the student and the faculty member involved.

1. In general, students should make such requests of the instructor during the first two weeks of any given academic term, or as soon as possible after a particular examination date is announced by the instructor
2. Students unable to reach a satisfactory arrangement with their instructor should contact the Office of Ombuds Services, 105 Strathmore Building, or the Office of the Dean of Students, 1206 Murphy Hall, for assistance
3. Instructors who have questions or who wish to verify the nature of the religious event or practice involved should contact the Office of Ombuds Services or the Office of the Dean of Students for assistance

This policy has been reviewed and approved by the Academic Senate Undergraduate Council. Faculty members should remember that while it is fully in their discretion to make arrangements with individual students for alternate examination times, including final examinations, faculty members must conduct the scheduled final examination for the class as a whole at the times and places established by the department chair and the Registrar's Office.

Spring 2010 Class Listings

Course times and locations may change. See the online *Schedule of Classes* at <http://www.registrar.ucla.edu/schedule/> or URSA at <http://www.ursa.ucla.edu> for real-time updates.

CATALOG NUMBER	COURSE TITLE	ENF REQ IM	ID NUMBER	CLS TYP	SEC	FEE	DAYS	TIME	BUILDING/ ROOM	INSTRUCTOR	ENRL CAP	XC	GD TP	UNITS
AEROSPACE STUDIES														
A per-unit Instructional Enhancement Fee is assessed on most L&S undergraduate nontutorial classes. See the Miscellaneous Fee Chart at http://www.registrar.ucla.edu/fees for fee amounts.														
Z	LEADERSHIP LAB	Y	102-005-200	LAB	1		F	9:00- 9:50A	HAINES 118	SMITH, L.A.	100			0.0
1C	FOUNDATION-USAF	Y	102-050-200	LEC	1		F	1:00- 1:50P	HAINES A25	CARTER, D.L.	60	30	SO	2.0
20C	USAF AIR&SPACE POWR	Y	102-109-200	LEC	1		W	9:00- 9:50A	SAC 215	PERIS, W.E.	20	30	SO	2.0
		Y	102-109-201	LEC	2		F	9:00- 9:50A	SAC 215	PERIS, W.E.	20	30	SO	2.0
130C	AIR FRCE LDRSP STDS	Y	102-403-200	LEC	1		F	1:00- 4:50P	ROYCE 160	SMITH, L.A.	20	30	SO	4.0
140C	PREP-ACTIVE DUTY	Y	102-447-200	LEC	1		F	1:00- 3:50P	SAC 215	PERIS, W.E.	25	30	SO	4.0
AFRO-AMERICAN STUDIES														
A per-unit Instructional Enhancement Fee is assessed on most L&S undergraduate nontutorial classes. See the Miscellaneous Fee Chart at http://www.registrar.ucla.edu/fees for fee amounts.														
For all undergraduate Afro-American studies courses except Afro-American Studies M5, enrollment is limited to Afro-American Studies majors and minors on the priority and first enrollment passes.														
6	BLACK INTLCTL THGHT	Y	104-018-200	LEC	1		MW	9:00- 10:50A	BUNCHE 2160	STREETER, C.A.	40	02	LG	4.0
M104C	AFR-AM LIT-1960S ON	Y	104-317-200	LEC	1		MW	12:00- 1:50P	WG YOUNG 2200	GOYAL, Y.	10	05	SO	5.0
CM112D	AFRICAN AMERICN ART	Y	104-355-200	LEC	1		MW	2:00- 3:50P	HAINES A25	VONBLUM, P.	50	30	SO	4.0
M150D	AFRO-AMER URBAN HIS	Y	-----	LEC	1		MW	3:30- 4:45P	HUMANTS A65	BROWN, S.D.	15	08	SO	4.0
		Y	104-503-201	DIS	1A		T	9:00- 9:50A	DODD 162		5			0.0
		Y	104-503-202	DIS	1B		TBA				5			0.0
		Y	104-503-203	DIS	1C		T	1:00- 1:50P	PUB AFF 1256		5			0.0
M159P	CONSTRUCTING RACE	Y	104-640-200	LEC	1		F	9:00- 11:50A	FOWLER A139	PARK, K.	15	03	SO	4.0
M165	RACE AND LABOR	Y	-----	LEC	1		TR	12:30- 1:45P	HAINES A2	RALEY, G.I.	15	14	SO	4.0
		Y	104-690-201	DIS	1A		T	2:00- 2:50P	ROYCE 154		5			0.0
		Y	104-690-202	DIS	1B		R	9:00- 9:50A	HAINES A74		5			0.0
		Y	104-690-203	DIS	1C		R	10:00- 10:50A	ROYCE 148		5			0.0
M179A	TPCS-AFRO-AMRCN LIT	Y	104-774-200	SEM	1		W	12:00- 2:50P	ROLFE 3131	STREETER, C.A.	8	30	SO	5.0
C191	TPCS-AFRO-AMER STDS	Y	104-846-201	SEM	1		TR	12:30- 1:45P	ROLFE 3106	FINCH, A.	10	30	LG	4.0
	Afro-American C191, seminar 1:	Y	104-846-202	SEM	2		TR	3:30- 5:20P	HAINES A74	LEWIS, L.I.	10	30	LG	4.0
	Afro-American C191, seminar 2:	Y	104-846-203	SEM	3		W	3:00- 5:50P	PUB AFF 1270	KERNAN, R.J.	20	30	LG	4.0
	Afro-American C191, seminar 3:	Y	104-846-204	SEM	4		W	3:00- 5:50P	HAINES 110	KERNAN, R.J.	20	30	LG	4.0
M200E	STDS-AFRO-AMER LIT	Y	504-014-200	LEC	1		W	9:00- 11:50A	HUMANTS A56	MULLEN, H.R.	6	30	SO	4.0
CM212D	AFRICAN AMERICN ART	Y	504-075-200	LEC	1		MW	2:00- 3:50P	HAINES A25	VONBLUM, P.	5	30	SO	4.0
C291	TPCS-AFRO-AMER STDS	Y	504-546-201	SEM	1		TBA				0	30	LG	4.0
	Afro-American C291, seminar 1:	Y	504-546-202	SEM	2		TR	3:30- 5:20P	HAINES A74	LEWIS, L.I.	15	30	LG	4.0
	Afro-American C291, seminar 2:	Y	504-546-203	SEM	3		W	3:00- 5:50P	PUB AFF 1270	KERNAN, R.J.	10	30	LG	4.0
	Afro-American C291, seminar 3:													
AMERICAN INDIAN STUDIES														
A per-unit Instructional Enhancement Fee is assessed on most L&S undergraduate nontutorial classes. See the Miscellaneous Fee Chart at http://www.registrar.ucla.edu/fees for fee amounts.														
C122SL	WRKNG-TRIBAL COMMTY	Y	105-433-200	SEM	1		W	1:00- 3:50P	BUNCHE 2178	RIVERA, D.M.	15	30	LG	4.0
C170	CALIF INDIAN HIST	Y	105-720-200	LEC	1		TBA			HODGE, F.S.	20	30	LG	4.0
187	SPECIAL TOPICS	Y	105-822-200	LEC	1		T	2:00- 4:50P	PUB AFF 1270		20	30	LG	4.0
M200A	ADV HIST-AMRCN INDN	Y	505-010-200	SEM	1		T	9:00- 11:50A	CAMPBEL 3232	THORNE, T.	5	30	LG	4.0
201	TPC-AMRCN INDN STDS	Y	505-030-200	DIS	1		T	2:00- 4:50P	PUB AFF 1270		10	30	SO	4.0
C222SL	WRKNG-TRIBAL COMMTY	Y	505-133-200	SEM	1		W	1:00- 3:50P	BUNCHE 2178	RIVERA, D.M.	10	30	SO	4.0
C270	CALIF INDIAN HIST	Y	505-420-200	LEC	1		TBA			HODGE, F.S.	10	30	SO	4.0
ANTHROPOLOGY														
A per-unit Instructional Enhancement Fee is assessed on most L&S undergraduate nontutorial classes. See the Miscellaneous Fee Chart at http://www.registrar.ucla.edu/fees for fee amounts.														
Anthropology 110P through 191 are limited to Anthropology majors and minors on the priority and first enrollment passes. Nonmajors may enroll on the second pass, space permitting. If instructor consent is required, students must obtain consent before enrollment, regardless of major.														
9	CULTURE AND SOCIETY	Y	-----	LEC	1		TR	2:00- 3:15P	MOORE 100	CATTELINO, J.R.	408	15	SO	5.0
		Y	111-110-201	DIS	1A		M	9:00- 9:50A	HAINES 310		17			0.0
		Y	111-110-202	DIS	1B		M	10:00- 10:50A	HAINES 310		17			0.0

CATALOG NUMBER	COURSE TITLE	ENF REQ IM	ID NUMBER	CLS TYP	SEC	FEE	DAYS	TIME	BUILDING/ ROOM	INSTRUCTOR	ENRL CAP	XC	GD TP	UNITS
M193P	JOURNAL CLUB SEM	Y	111-859-201	SEM 1			TBA			THE STAFF	5	30	PN	1.0
	Anthropology M193P: SOCIOCULTURAL ANTHRO	Y	511-027-200	SEM 1			T	2:00- 4:50P	HAINES 314	GUPTA, A.	15	30	LG	4.0
203C	INTRO-ARCHEOLGIC SCI	Y	511-061-200	LEC 1			T	11:00- 1:50P	HUMANTS A40	BARNARD, H.	5	30	SO	4.0
CM210Q	CURR PROB-BIOL ANTH	Y	511-083-200	SEM 1			T	2:00- 4:50P	HAINES 350	BOYD, R.	15	30	SO	4.0
220	NATIVE AMRCN MVMNTS	Y	511-083-202	SEM 2			W	9:00- 11:50A	HAINES 350	MANSON, J.H.	15	30	SO	4.0
M238	FIELD ETHNOGRAPHY	Y	511-157-200	LEC 1			R	9:00- 11:50A	HAINES 310	THORNTON, R.	12	30	LG	4.0
239P	ETHNGRPHY-COMMUNCTN	Y	511-160-200	SEM 1			W	9:00- 11:50A	HAINES 314	HOLLAN, D.W.	15	30	SO	4.0-8.0
M242	ADV SEM-MDCL ANTHRO	Y	511-169-200	LEC 1			M	10:00- 12:50P	ROLFE 2117	GOODWIN, M.H.	7	30	SO	4.0
M263Q	ANTHRO&ARCHEOL THRY	Y	511-257-200	SEM 1			T	11:00- 1:50P	HAINES 314	GARRO, L.C.	0	30	SO	2.0-4.0
285P	CULTURE&BRAIN&DEVL P	Y	511-450-200	SEM 1			T	9:00- 11:50A	FOWLER A222	ARNOLD, J.E.	15	30	SO	4.0
M293	SLCTD TOPICS-ANTHRO	Y	511-558-200	SEM 1			TBA			BARRETT, H.C.	20	30	SU	1.0
297	Anthropology 297, seminar 1:	Y	511-521-201	SEM 1			M	12:00- 1:30P	HAINES 352	BARRETT, H.C.	15	30	SO	2.0-4.0
	Anthropology 297, seminar 2:	Y	511-521-202	SEM 2			M	3:00- 4:50P	HAINES 352	HOLLAN, D.W.	15	30	SO	2.0-4.0
	Anthropology 297, seminar 3:	Y	511-521-203	SEM 3			W	4:00- 5:50P	HAINES 332	WERTHEIM, S.	15	30	SO	2.0-4.0
	Anthropology 297, seminar 4:	Y	511-521-204	SEM 4			R	4:00- 5:50P	HAINES 352	GUPTA, A.	15	30	SO	2.0-4.0
	Anthropology 297, seminar 5:	Y	511-521-205	SEM 5			M	3:00- 5:50P	HAINES 350	FESSLER, D.	15	30	SO	2.0-4.0
	Anthropology 297, seminar 6:	Y	511-521-206	SEM 6			TBA			FISKE, A.P.	15	30	SO	2.0-4.0
	Anthropology 297, seminar 7:	Y	511-521-207	SEM 7			TBA			FISKE, A.P.	15	30	SO	2.0-4.0
		Y	511-521-208	SEM 8			TBA				0	30	SO	2.0-4.0

APPLIED LINGUISTICS

African Languages

A per-unit Instructional Enhancement Fee is assessed on most L&S undergraduate nontutorial classes. See the Miscellaneous Fee Chart at <http://www.registrar.ucla.edu/fees> for fee amounts.

1C	ELEMENTARY SWAHILI	Y	385-003-200	LEC 1			TBA			THOMPSON, K.D.	25	30	SO	4.0
11C	ELEMENTARY YORUBA	Y	385-035-200	LEC 1			MW	11:00- 1:30P	BUNCHE 10389F	THOMPSON, K.D.	25	30	SO	4.0

Applied Linguistics

A per-unit Instructional Enhancement Fee is assessed on most L&S undergraduate nontutorial classes. See the Miscellaneous Fee Chart at <http://www.registrar.ucla.edu/fees> for fee amounts.

APPLIED LINGUISTICS POLICY FOR ATTENDANCE AND LATE ENROLLMENT: The department will cancel your enrollment if you do not attend at least one of the first two class meetings.

101W	LANG LEARNING&TCHNG	Y	-----	LEC 1			MW	12:00- 1:50P	HAINES A2	JENSEN, L.	75	05	LG	5.0
		Y	384-307-201	DIS 1A			W	2:00- 2:50P	ROLFE 2112		25			0.0
		Y	384-307-202	DIS 1B			F	12:00- 12:50P	ROLFE 2112		25			0.0
		Y	384-307-203	DIS 1C			F	1:00- 1:50P	ROLFE 2112		25			0.0
C118B	LANG TEACHNG PRCTCM	Y	384-409-200	SEM 1			F	10:00- 11:50A	ROLFE 2118	LOWI, R.	15	30	SO	4.0
		Y	384-414-200	SEM 1			MW	2:00- 3:50P	ROLFE 2118	LOWI, R.	15	30	SO	4.0
C119A	CUR ISS-LANGUAGE ED	Y	384-737-200	SEM 1			T	3:00- 5:50P	ROLFE 2118	PLANN, S.J.	7	30	SO	5.0
M172SL	LATINOS&LING&LITRCY	Y	784-042-200	LEC 1			M	10:00- 12:50P	ROLFE 2117	GOODWIN, M.H.	7	30	SO	4.0
		Y	784-109-200	SEM 1			F	10:00- 11:50A	ROLFE 2118	LOWI, R.	7	30	SO	4.0
C218B	LANG TEACHNG PRCTCM	Y	784-114-200	SEM 1			MW	2:00- 3:50P	ROLFE 2118	LOWI, R.	7	30	SO	4.0
C219A	CUR ISS-LANGUAGE ED	Y	784-120-200	SEM 1			R	10:00- 1:50P	ROLFE 2118	PLANN, S.J.	12	30	LG	4.0
220	2ND LANG ACQSTN RES	Y	784-126-200	SEM 1			TBA			THOMPSON, K.D.	15	30	SO	4.0
221	SEM-2ND LANG LEARN	Y	784-294-200	SEM 1			TBA			BACHMAN, L.F.	12	30	SO	4.0
249	LANGUAGE ASSESSMENT	Y	784-348-200	LAB 1			F	9:00- 11:50A	ROLFE 2112	BACHMAN, L.F.	10	30	SO	4.0
258	ASSESSMENT LAB	Y	784-468-200	LAB 1			M	4:00- 5:50P	ROLFE 2117	GOODWIN, C.	12	30	SU	4.0
278	DISCOURSE LAB	Y	784-486-200	SEM 1			M	2:00- 4:50P	ROLFE 2112	YOKOYAMA, O.T.	15	30	SO	4.0

English as a Second Language

A per-unit Instructional Enhancement Fee is assessed on most L&S undergraduate nontutorial classes. See the Miscellaneous Fee Chart at <http://www.registrar.ucla.edu/fees> for fee amounts.

The English as a Second Language Placement Examination (ESLPE) will be given Thursday, March 11, 2010, from 4:30 to 5:30 p.m. in location to be determined. See <http://www.appling.ucla.edu> for more information on the examination schedule, location, and registration. YOU ARE REQUIRED TO TAKE THE ENGLISH AS A SECOND LANGUAGE PLACEMENT EXAMINATION DURING YOUR FIRST QUARTER OF STUDY AT UCLA. FAILURE TO DO SO RESULTS IN A HOLD ON FUTURE ENROLLMENT AND CAMPUS SERVICES. ENGLISH AS A SECOND LANGUAGE POLICY FOR ATTENDANCE AND LATE ENROLLMENT: The department will cancel your enrollment if you do not attend at least one of the first two class meetings.

33G	ADV ENGL-ACADEMIC	Y	197-085-200	LEC 1			TR	2:00- 4:15P	ROLFE 2112		25	30	SO	4.0
		Y	197-106-200	LEC 1			TR	10:00- 11:50A	ROLFE 2112	JENSEN, L.	25	30	LG	5.0
35	UNIVERSITY WRITING	Y	197-119-200	LEC 1			MW	12:00- 1:50P	ROLFE 2112	GOODWIN, J.	25	30	SO	4.0
38A	STRESS&INTONATION	Y	197-120-200	LEC 1			TR	12:00- 1:50P	ROLFE 2112	GOODWIN, J.	25	30	SO	4.0
38B	PRONUNCIATION	Y												

CATALOG NUMBER	COURSE TITLE	ENF REQ IM	ID NUMBER	CLS TYP	SEC	FEE	DAYS	TIME	BUILDING/ ROOM	INSTRUCTOR	ENRL CAP	XC	GD TP	UNITS
ARCHAEOLOGY														
A per-unit Instructional Enhancement Fee is assessed on most L&S undergraduate nontutorial classes. See the Miscellaneous Fee Chart at http://www.registrar.ucla.edu/fees for fee amounts.														
M201C	ARCH RESEARCH DESGN	Y	515-033-200	SEM	1		W	2:00- 4:50P	FOWLER A222	WENDRICH, W.Z.	10	30	SO	4.0
			SAME AS: AN N EA M201											
			RESTRICT: ARCHAEOLOGY MAJORS											
ARCHITECTURE AND URBAN DESIGN														
10B	HIST-ARCH&URBN DSGN	N	-----	LEC	1		TR	11:00- 12:15P	PERLOFF 1102	LAVIN, S.	144	13	SO	5.0
		N	114-031-201	DIS	1A		TBA				18			0.0
		N	114-031-202	DIS	1B		TBA				18			0.0
		N	114-031-203	DIS	1C		TBA				18			0.0
		N	114-031-204	DIS	1D		TBA				18			0.0
		N	114-031-205	DIS	1E		TBA				18			0.0
		N	114-031-206	DIS	1F		TBA				18			0.0
		N	114-031-207	DIS	1G		TBA				18			0.0
		N	114-031-208	DIS	1H		TBA				18			0.0
123	STUDIO III	N	114-438-200	STU	1		TBA			PREDOCK, H.	29	30	LG	6.0
132	DOMESTIC ARCHITECTR	N	114-492-200	LEC	1		TBA			FAVRO, D.G.	29	30	LG	5.0
143	TECH III-DIGITL TECH	N	114-548-201	LAB	1		TBA			HULJICH, G.	30	30	LG	5.0
			RESTRICT: ARCHITECTURAL STUDIES MAJORS											
M272	RL ESTATE DEV&FINNC	N	514-480-200	LEC	1		R	9:00- 11:50A	PUB AFF	LING, J.C.	10	30	SO	4.0
			SAME AS: URBN PL M272											
			RESTRICT: DEPARTMENT CONSENT											
286	ROMAN ARCHITECTURE	N	514-544-200	LEC	1		TBA			FAVRO, D.G.	25	30	SO	4.0
289	SPL TPS-ARCH&URB DS	N	514-556-201	LEC	1		TBA			THE STAFF	25	30	SO	2.0-4.0
		N	514-556-202	LEC	2		TBA			MYERS, B.	20	30	SO	2.0-4.0
			RESTRICT: INSTRUCTOR CONSENT											
		N	514-556-203	LEC	3		TBA			OSMAN, M.	20	30	SO	2.0-4.0
			RESTRICT: ARCHITECTURE MAJORS											
		N	514-556-204	LEC	4		TBA			OSMAN, M.	0	30	SO	2.0-4.0
			RESTRICT: INSTRUCTOR CONSENT											
		N	514-556-205	LEC	5		TBA			THE STAFF	18	30	SO	2.0-4.0
			RESTRICT: INSTRUCTOR CONSENT											
		N	514-556-206	LEC	6		UNSCHE			LAVIN, S.	18	30	SO	2.0-4.0
			RESTRICT: INSTRUCTOR CONSENT											
290	ARCHITECTRL CULTURE	N	514-563-200	LEC	1		TBA			CUFF, D.	15	30	LG	5.0
			RESTRICT: ARCHITECTURE MAJORS											
401	ADV TOPICS-STUDIO	N	514-603-201	STU	1		TBA			ERDMAN, D.C.	14	30	LG	6.0
			RESTRICT: ARCHITECTURE MAJORS											
		N	514-603-202	STU	2		MWF	2:00- 5:50P	PERLOFF	LEE, M.W.	14	30	LG	6.0
			RESTRICT: ARCHITECTURE MAJORS											
		N	514-603-203	STU	3		TBA			REFUERZO, B.J.	14	30	LG	6.0
			RESTRICT: ARCHITECTURE MAJORS											
		N	514-603-204	STU	4		MWF	2:00- 6:00P	PERLOFF	REFUERZO, B.J.	16	30	LG	6.0
403C	RESEARCH STUDIO	N	514-608-201	STU	1		MWF	2:00- 5:50P	PERLOFF	DENARI, N.M.	15	30	LG	6.0
			RESTRICT: ARCHITECTURE MAJORS											
		N	514-608-202	STU	2		MWF	2:00- 5:50P	PERLOFF	PAYNE, J.K.	15	30	LG	6.0
			RESTRICT: ARCHITECTURE MAJORS											
		N	514-608-203	STU	3		MWF	2:00- 5:50P	PERLOFF	ROBERGE, H.L.	20	30	LG	6.0
			RESTRICT: ARCHITECTURE MAJORS											
		N	514-608-204	STU	4		MWF	2:00- 5:50P	PERLOFF	SOTAMAA, K.S.	15	30	LG	6.0
			RESTRICT: ARCHITECTURE MAJORS											
413	BLDG DSN-LNDSCP STU	N	514-608-205	STU	5		MWF	2:00- 6:00P	PERLOFF	LYNN, G.S.	15	30	LG	6.0
		N	514-632-200	STU	1		MWF	2:00- 6:00P	PERLOFF	B320 SHERMAN, R.	45	30	LG	6.0
			RESTRICT: ARCHITECTURE MAJORS											
433	STRUCTURES III	N	514-679-200	LEC	1		TBA			PAULL, M.	65	30	SO	4.0
			RESTRICT: ARCHITECTURE MAJORS											
437	BUILDING CONSTRUCTN	N	514-688-200	LAB	1		TBA			MACK, M.	50	30	LG	4.0
			RESTRICT: ARCHITECTURE MAJORS											
442	BUILDNG CLIMATOLOGY	N	514-698-200	LEC	1		TBA			LOCKE, A.	50	30	SO	4.0
			RESTRICT: ARCHITECTURE MAJORS											
461	ARCHITCTRL PRACTICE	N	514-735-200	LEC	1		TBA			THE STAFF	60	30	SO	4.0
			RESTRICT: ARCHITECTURE MAJORS											
ART														
For undergraduate studio courses, attendance at the first two class meetings is MANDATORY. Failure to attend the first two class meetings results in your being dropped from the course.														
1B	SCULPTURE	N	119-002-200	STU	1		MW	1:00- 4:50P	BROAD 1256	MCMILLIAN, R.T.	17	30	SO	4.0
			RESTRICT: ART MAJORS											
11A	PAINTING	N	119-016-200	STU	1		MW	8:00- 11:50A	BROAD 7230	THE STAFF	17	30	SO	4.0
			RESTRICT: ART MAJORS											
11B	PHOTOGRAPHY	N	119-017-200	STU	1		TR	8:00- 11:50A	BROAD 1145	LEPORE, A.M.	17	30	SO	4.0
			RESTRICT: ART MAJORS											
		N	119-017-201	STU	2		MW	1:00- 4:50P	BROAD 1145	THE STAFF	17	30	SO	4.0
			RESTRICT: ART MAJORS											
11D	NEW GENRES	N	119-019-200	STU	1		MW	8:00- 11:50A	BROAD 2135	THE STAFF	17	30	SO	4.0
			RESTRICT: ART MAJORS											
11E	CERAMICS	N	119-020-200	STU	1		TR	1:00- 4:50P	BROAD 1275	THE STAFF	17	30	LG	4.0
			RESTRICT: ART MAJORS											
31C	MODERNISM	N	-----	LEC	1		F	9:00- 11:50A	ROYCE 362	TUMLIR, J.A.	90	03	LG	5.0
		N	119-095-201	DIS	1A		F	12:00- 12:50P	PUB AFF 2333		30			0.0
		N	119-095-202	DIS	1B		W	5:00- 5:50P	ROLFE 3105		30			0.0
		N	119-095-203	DIS	1C		F	12:00- 12:50P	ROLFE 3126		30			0.0
100	ISSUES-CONTEMP ART	N	-----	LEC	1		T	6:00- 8:50P	BROAD 2100A	WELLING, J.	75	30	LG	5.0
			RESTRICT: JUNIORS AND ABOVE											
		N	119-300-201	DIS	1A		F	12:00- 12:50P	ROLFE 3134		37			0.0
		N	119-300-202	DIS	1B		W	5:00- 5:50P	ROLFE 3134		38			0.0
130	ADVANCED DRAWING	N	119-624-200	STU	1		MW	1:00- 4:50P	BROAD 7240	THE STAFF	15	30	LG	5.0
			RESTRICT: ART MAJORS, JUNIORS AND ABOVE											
133	ADVANCED PAINTING	N	119-634-200	STU	1		MW	1:00- 4:50P	BROAD 6250	PITTMAN, L.G.	15	30	LG	5.0
			RESTRICT: ART MAJORS, JUNIORS AND ABOVE											

CATALOG NUMBER	COURSE TITLE	ENF REQ IM	ID NUMBER	CLS TYP	SEC	FEE	DAYS	TIME	BUILDING/ ROOM	INSTRUCTOR	ENRL CAP	XC	GD TP	UNITS
		N	119-634-201	STU 2			TR	8:00- 11:50A	BROAD 6220	WICKMAN, PA.	15	30	LG	5.0
137	ADVANCED NEW GENRES	RESTRICT: ART MAJORS, JUNIORS AND ABOVE												
		N	119-641-200	STU 1			TR	1:00- 4:50P	BROAD 2122	FRASER, A.	15	30	LG	5.0
		RESTRICT: ART MAJORS, JUNIORS AND ABOVE												
140	ADVANCED PRINTMAKING	N	119-649-200	STU 1			TR	1:00- 4:50P	BROAD 6260	SAMUEL, J.M.	12	30	LG	5.0
		RESTRICT: ART MAJORS, JUNIORS AND ABOVE												
145	ADVANCED SCULPTURE	N	119-654-200	STU 1			MW	8:00- 11:50A	BROAD 1256	THE STAFF	15	30	LG	5.0
		RESTRICT: ART MAJORS, JUNIORS AND ABOVE												
147	ADVANCED PHOTOGRPHY	N	119-657-200	STU 1			TR	1:00- 4:50P	BROAD 1145	WELLING, J.	15	30	LG	5.0
		RESTRICT: ART MAJORS, JUNIORS AND ABOVE												
148	ADVANCED CERAMICS	N	119-650-200	STU 1			MW	1:00- 4:50P	BROAD 1275	SAXE, A.A.	15	30	LG	5.0
		RESTRICT: ART MAJORS, JUNIORS AND ABOVE												
150	SENIOR STUDIO	N	119-665-200	STU 1			TR	1:00- 4:50P	BROAD 1256	PERLMAN, D.H.	13	30	LG	5.0
		RESTRICT: ART MAJORS, SENIORS ONLY												
170	SPECL TOPICS-STUDIO	N	119-790-200	STU 1			F	3:00- 5:50P	BROAD 2135	KRUGER, B.	14	30	SO	2.0-4.0
		RESTRICT: ART MAJORS, JUNIORS AND ABOVE, JUNIORS AND ABOVE												
C180	SEMINAR IN ART	N	119-821-200	SEM 1			W	5:00- 7:50P	BROAD 1145	KELLY, M.	10	30	LG	4.0
		RESTRICT: INSTRUCTOR CONSENT												
Art C180, seminar 1:														
190	COLLOQUIA	N	119-847-200	SEM 1			F	10:00- 12:50P	BROAD 1256	WELLING, J.	10	30	PN	1.0
		RESTRICT: DEPARTMENT CONSENT												
271	GRADUATE PAINTING	N	519-366-200	STU 1			VAR		OFF CAM	DRUCKER, B.	10	30	LG	2.0-8.0
		RESTRICT: INSTRUCTOR CONSENT												
		N	519-366-201	STU 2			VAR		OFF CAM	HERMAN, R.R.	10	30	LG	2.0-8.0
		RESTRICT: INSTRUCTOR CONSENT												
		N	519-366-202	STU 3			VAR		OFF CAM	PITTMAN, L.G.	10	30	LG	2.0-8.0
		RESTRICT: INSTRUCTOR CONSENT												
		N	519-366-203	STU 4			VAR		OFF CAM	SUGGS, D.D.	10	30	LG	2.0-8.0
		RESTRICT: INSTRUCTOR CONSENT												
273	GRADUATE SCULPTURE	N	519-375-200	STU 1			VAR		OFF CAM	PERLMAN, D.H.	10	30	LG	2.0-8.0
		RESTRICT: INSTRUCTOR CONSENT												
		N	519-375-201	STU 2			VAR		OFF CAM	MCMILLIAN, R.T.	10	30	LG	2.0-8.0
		RESTRICT: INSTRUCTOR CONSENT												
		N	519-375-203	STU 3			VAR		OFF CAM	RAY, C.R.	10	30	LG	2.0-8.0
		RESTRICT: INSTRUCTOR CONSENT												
274	GRAD PHOTOGRAPHY	N	519-381-200	STU 1			VAR		OFF CAM	OPIE, C.S.	10	30	LG	2.0-8.0
		RESTRICT: INSTRUCTOR CONSENT												
		N	519-381-201	STU 2			VAR		OFF CAM	KRUGER, B.	10	30	LG	2.0-8.0
		RESTRICT: INSTRUCTOR CONSENT												
		N	519-381-202	STU 3			VAR		OFF CAM	THE STAFF	10	30	LG	2.0-8.0
		RESTRICT: INSTRUCTOR CONSENT												
275	GRADUATE NEW GENRES	N	519-386-201	STU 1			VAR		OFF CAM	BOLANDE, J.	10	30	LG	2.0-8.0
		RESTRICT: INSTRUCTOR CONSENT												
		N	519-386-202	STU 2			VAR		OFF CAM	FRASER, A.	10	30	LG	2.0-8.0
		RESTRICT: INSTRUCTOR CONSENT												
276	GRAD GROUP CRITIQUE	N	519-390-200	DIS 1			T	2:00- 4:50P	OFF CAM	WICKMAN, PA.	10	30	LG	4.0
		RESTRICT: INSTRUCTOR CONSENT												
277	GRADUATE CERAMICS	N	519-395-200	STU 1			VAR		OFF CAM	SAXE, A.A.	10	30	LG	2.0-8.0
		RESTRICT: INSTRUCTOR CONSENT												
278	INTRDSCPLNRY STUDIO	N	519-400-201	STU 1			VAR		OFF CAM	KELLY, M.	10	30	SO	2.0-8.0
		RESTRICT: INSTRUCTOR CONSENT												
C280	SEMINAR IN ART	N	519-411-200	SEM 1			W	5:00- 7:50P	BROAD 1145	KELLY, M.	10	30	LG	4.0
		RESTRICT: INSTRUCTOR CONSENT												

ART HISTORY

A per-unit Instructional Enhancement Fee is assessed on most L&S undergraduate nontutorial classes. See the Miscellaneous Fee Chart at <http://www.registrar.ucla.edu/fees> for fee amounts.

19	FIAT LUX FRSHMN SEM	Y	118-057-200	SEM 1			T	12:30- 2:20P	DODD 275	BLACK, C.V.	20	30	PN	1.0
		RESTRICT: FIRST-YEAR FRESHMEN												
Art History 19, seminar 1: Frida Mystique: Art and Life of Frida Kahlo														
50	ANCIENT ART	Y	-----	LEC 1			MWF	10:00- 10:50A	DODD 147	DOWNEY, S.B.	270	03	SO	5.0
		Y	118-250-201	DIS 1A			M	1:00- 1:50P	DODD 52		15			0.0
		Y	118-250-202	DIS 1B			M	2:00- 2:50P	DODD 52		15			0.0
		Y	118-250-203	DIS 1C			M	3:00- 3:50P	DODD 52		15			0.0
		Y	118-250-204	DIS 1D			M	4:00- 4:50P	DODD 52		15			0.0
		Y	118-250-205	DIS 1E			T	8:00- 8:50A	DODD 52		15			0.0
		Y	118-250-206	DIS 1F			T	9:00- 9:50A	DODD 52		15			0.0
		Y	118-250-207	DIS 1G			T	10:00- 10:50A	DODD 52		15			0.0
		Y	118-250-208	DIS 1H			T	11:00- 11:50A	DODD 52		15			0.0
		Y	118-250-209	DIS 1I			T	12:00- 12:50P	DODD 52		15			0.0
		Y	118-250-210	DIS 1J			W	1:00- 1:50P	DODD 221A		15			0.0
		Y	118-250-211	DIS 1K			W	2:00- 2:50P	DODD 221A		15			0.0
		Y	118-250-212	DIS 1L			W	3:00- 3:50P	DODD 52		15			0.0
		Y	118-250-213	DIS 1M			R	9:00- 9:50A	DODD 221A		15			0.0
		Y	118-250-214	DIS 1N			R	10:00- 10:50A	DODD 221A		15			0.0
		Y	118-250-215	DIS 1O			R	11:00- 11:50A	DODD 221A		15			0.0
		Y	118-250-216	DIS 1P			TBA				15			0.0
		Y	118-250-217	DIS 1Q			TBA				15			0.0
		Y	118-250-218	DIS 1R			TBA				15			0.0
55A	INTRO-AFRICAN ARTS	Y	-----	LEC 1			MWF	11:00- 11:50A	DODD 147	NELSON, S.D.	270	04	SO	5.0
		Y	118-278-201	DIS 1A			M	2:00- 2:50P	DODD 275		15			0.0
		Y	118-278-202	DIS 1B			M	3:00- 3:50P	DODD 275		15			0.0
		Y	118-278-203	DIS 1C			M	4:00- 4:50P	DODD 275		15			0.0
		Y	118-278-204	DIS 1D			T	9:00- 9:50A	DODD 221A		15			0.0
		Y	118-278-205	DIS 1E			T	10:00- 10:50A	DODD 221A		15			0.0
		Y	118-278-206	DIS 1F			T	11:00- 11:50A	DODD 221A		15			0.0
		Y	118-278-207	DIS 1G			T	12:00- 12:50P	DODD 221A		15			0.0
		Y	118-278-208	DIS 1H			T	1:00- 1:50P	DODD 221A		15			0.0
		Y	118-278-209	DIS 1I			T	2:00- 2:50P	DODD 221A		15			0.0
		Y	118-278-210	DIS 1J			T	3:00- 3:50P	DODD 221A		15			0.0
		Y	118-278-211	DIS 1K			T	4:00- 4:50P	DODD 221A		15			0.0
		Y	118-278-212	DIS 1L			R	9:00- 9:50A	DODD 52		15			0.0

CATALOG NUMBER	COURSE TITLE	ENF REQ IM	ID NUMBER	CLS TYP	SEC	FEE	DAYS	TIME	BUILDING/ ROOM	INSTRUCTOR	ENRL CAP	XC	GD TP	UNITS
C107A	ACDMC/PRFSN CHINESE	Y	-----	LEC	1		TR	2:00- 3:15P	PAB 1434A	CHEN, T.	25	15	SO	4.0
		Y	259-342-201	DIS	1A		W	1:00- 1:50P	PAB 1434A		25			0.0
110C	INTR-CLASCL CHINESE	Y	-----	LEC	1		TR	11:00- 12:15P	ROYCE 164	SCHABERG, D.C.	50	13	SO	4.0
		Y	259-362-201	DIS	1A		F	10:00- 10:50A	ROLFE 3120		20			0.0
		Y	259-362-202	DIS	1B		F	11:00- 11:50A	ROLFE 3120		20			0.0
		Y	259-362-203	DIS	1C		UNSCHE			SCHABERG, D.C.	10			0.0
140C	CLSCL LIT-FICTION	Y	259-545-200	LEC	1		TR	11:00- 12:15P	ROYCE 150	STRASSBERG, R.E.	25	13	LG	4.0
174	CHIN STRTGC THOUGHT	Y	-----	LEC	1		TR	12:30- 1:45P	HAINES A25	SCHABERG, D.C.	60	14	LG	4.0
		Y	259-744-201	DIS	1A		W	9:00- 9:50A	HAINES 110		20			0.0
		Y	259-744-202	DIS	1B		W	10:00- 10:50A	HAINES 110		20			0.0
		Y	259-744-203	DIS	1C		W	11:00- 11:50A	HAINES 110		20			0.0
185	FOOD&LOVE-CHIN CLTR	Y	-----	LEC	1		MWF	11:00- 11:50A	DODD 170	CHOU, H.H.	60	04	LG	4.0
		Y	259-810-201	DIS	1A		T	9:00- 9:50A	ROLFE 3120		20			0.0
		Y	259-810-202	DIS	1B		T	10:00- 10:50A	ROLFE 3120		20			0.0
		Y	259-810-203	DIS	1C		T	11:00- 11:50A	ROLFE 3120		20			0.0
C207A	ACDMC/PRFSN CHINESE	Y	-----	LEC	1		TR	2:00- 3:15P	PAB 1434A	CHEN, T.	10	15	SO	4.0
242B	CHINESE CLASSICS	Y	659-254-200	SEM	1		W	2:00- 4:50P	BUNCHE 1221A	SCHABERG, D.C.	10	30	LG	4.0
		Y	659-391-200	SEM	1		TBA			HELLER, N.L.	10	30	LG	4.0
265B	CHIN BUDDHIST TEXTS	Y	659-571-200	SEM	1		UNSCHE			CHOU, H.H.	10	30	LG	4.0
295B	CHINESE CULTRL HIST	Y	659-571-200	SEM	1		UNSCHE			CHOU, H.H.	10	30	LG	4.0

Filipino

A per-unit Instructional Enhancement Fee is assessed on most L&S undergraduate nontutorial classes. See the Miscellaneous Fee Chart at <http://www.registrar.ucla.edu/fees> for fee amounts. REQUIRED: SEE <http://www.alc.ucla.edu> FOR MANDATORY ENROLLMENT RULES, INCLUDING PLACEMENT TESTS, FOR ALL LANGUAGE COURSES.

3	INTRO FILIPINO	Y	376-009-200	LEC	1		TR	12:30- 1:45P	ROYCE 156	DOMINGO, N.P.	50	14	SO	5.0
6	INTERMED FILIPINO	Y	376-018-200	LEC	1		TR	9:30- 10:45A	BUNCHE 2160	DOMINGO, N.P.	25	12	SO	5.0

Hindi-Urdu

A per-unit Instructional Enhancement Fee is assessed on most L&S undergraduate nontutorial classes. See the Miscellaneous Fee Chart at <http://www.registrar.ucla.edu/fees> for fee amounts. REQUIRED: SEE <http://www.alc.ucla.edu> FOR MANDATORY ENROLLMENT RULES, INCLUDING PLACEMENT TESTS, FOR ALL LANGUAGE COURSES.

3	INTRO HINDI-URDU	Y	-----	LEC	1		TR	12:30- 1:45P	PUB AFF 2270	MAHAJAN, G.	75	30	SO	5.0
		Y	377-009-201	DIS	1A		F	10:00- 11:50A	MS 5203		25			0.0
		Y	377-009-202	DIS	1B		F	11:00- 12:50P	ROYCE 154		25			0.0
		Y	377-009-203	DIS	1C		F	12:00- 1:50P	ROYCE 162		25			0.0
6	INTERMED HINDI-URDU	Y	-----	LEC	1		TR	9:30- 10:45A	ROYCE 150	MAHAJAN, G.	25	30	SO	5.0
		Y	377-018-201	DIS	1A		F	10:00- 11:50A	PUB AFF 2333	MAHAJAN, G.	25			0.0

Indonesian

A per-unit Instructional Enhancement Fee is assessed on most L&S undergraduate nontutorial classes. See the Miscellaneous Fee Chart at <http://www.registrar.ucla.edu/fees> for fee amounts. REQUIRED: SEE <http://www.alc.ucla.edu> FOR MANDATORY ENROLLMENT RULES, INCLUDING PLACEMENT TESTS, FOR ALL LANGUAGE COURSES.

3	INTRO INDONESIAN	Y	378-009-200	LEC	1		T	2:00- 3:15P	BUNCHE 2156	WIJAYA, J.	15	15	SO	5.0
6	INTERMED INDONESIAN	Y	378-018-200	LEC	1		TR	11:00- 12:15P	HAINES A20		5	13	SO	5.0
100C	ADVANCED INDONESIAN	Y	378-302-200	LEC	1		TR	2:00- 3:15P	ROYCE 150		0	15	SO	4.0

Japanese

A per-unit Instructional Enhancement Fee is assessed on most L&S undergraduate nontutorial classes. See the Miscellaneous Fee Chart at <http://www.registrar.ucla.edu/fees> for fee amounts.

REQUIRED: SEE <http://www.alc.ucla.edu> FOR MANDATORY ENROLLMENT RULES, INCLUDING PLACEMENT TESTS, FOR ALL JAPANESE COURSES. ENROLLMENT RESTRICTIONS: Intermediate language and upper division courses are limited to departmental majors during the priority and first enrollment passes. Departmental majors and minors, East Asian Studies majors, and Linguistics and Asian Languages and Cultures majors may enroll during the second pass. All other students may enroll two weeks after the second pass begins.

3	ELEM MOD JAPANESE	Y	-----	LEC	1		TR	9:30- 10:45A	PUB AFF 2270	NOGAMI, Y.	75	12	SO	5.0
		Y	261-009-201	DIS	1A		WF	8:00- 8:50A	BUNCHE 2156		25			0.0
		Y	261-009-202	DIS	1B		WF	9:00- 9:50A	BUNCHE 3117		25			0.0
		Y	261-009-203	DIS	1C		WF	10:00- 10:50A	BUNCHE 3117		25			0.0
6	INTRMD MOD JAPANESE	Y	261-018-201	LEC	1		TR	11:00- 12:15P	HAINES A25	TAKAKURA, A.H.	25	13	SO	5.0
		Y	261-018-202	LEC	2		TR	11:00- 12:15P	HAINES A25	TAKAKURA, A.H.	25	13	SO	5.0
		Y	261-018-203	LEC	3		TR	12:30- 1:45P	ROYCE 154	NOGAMI, Y.	25	14	SO	5.0
		Y	261-018-204	LEC	4		TR	12:30- 1:45P	ROYCE 154	NOGAMI, Y.	25	14	SO	5.0
100C	ADV MODERN JAPANESE	Y	261-302-201	LEC	1		TR	11:00- 12:15P	ROYCE 156	IKEDA, E.	25	30	SO	4.0
		Y	261-302-202	LEC	2		TR	11:00- 12:15P	ROYCE 156	IKEDA, E.	25	30	SO	4.0
		Y	261-302-203	LEC	3		TR	12:30- 1:45P	PUB AFF 1234	KAWANISHI, Y.	25	30	SO	4.0
		Y	261-302-204	LEC	4		TR	12:30- 1:45P	PUB AFF 1234	KAWANISHI, Y.	25	14	SO	4.0
CM122	PHONOLOGY&MORPHOLGY	Y	261-433-200	LEC	1		TR	11:00- 12:15P	PAB 2748	IWASAKI, S.	25	13	LG	4.0
130B	MODERN JAPANESE LIT	Y	261-482-200	SEM	1		TR	8:00- 9:15A	ROYCE 148	LIPPIT, S.M.	25	30	LG	4.0
154	POSTWAR CULTURE&LIT	Y	-----	LEC	1		MW	8:00- 10:15A	HUMANTS 135	LIPPIT, S.M.	60	30	SO	4.0
		Y	261-624-201	DIS	1A		R	9:00- 9:50A	MOORE 1003		20			0.0
		Y	261-624-202	DIS	1B		R	10:00- 10:50A	MOORE 1003		20			0.0
		Y	261-624-203	DIS	1C		R	11:00- 11:50A	MOORE 1003		20			0.0
191A	TOPCS-CLASSCL JAPAN	Y	261-846-200	SEM	1		F	2:00- 4:50P	ROLFE 3120	MARRA, M.F.	10	30	LG	4.0
224B	JPNS DISCOURSE LING	Y	661-145-200	SEM	1		TBA			IWASAKI, S.	10	30	LG	4.0
235B	MDRN JAPANESE FICTN	Y	661-211-200	SEM	1		TBA			LIPPIT, S.M.	10	30	LG	4.0

CATALOG NUMBER	COURSE TITLE	ENF REQ IM	ID NUMBER	CLS TYP	SEC	FEE	DAYS	TIME	BUILDING/ ROOM	INSTRUCTOR	ENRL CAP	XC	GD TP	UNITS
180	NMRCL MTHD-ATMO SCI	Y	126-780-200	LEC	1		TR	11:00- 12:15P	MS 7124B	FOVELL, R.G.	10	30	LG	4.0
186	OPRATNL METEOROLOGY	Y	126-816-200	LAB	1		VAR			FOVELL, R.G.	1	30	LG	2.0
201B	GEOPHY FLUID DYN II	Y	526-014-200	LEC	1		MW	9:30- 10:45A	MS 7121	MECHOSO, C.R.	15	02	LG	4.0
202	INTRO-OCEAN SCIENCE	Y	526-012-200	LEC	1		MW	2:00- 3:15P	MS 7121	DEUTSCH, C.A.	20	07	LG	4.0
205B	SOLAR-TERRSTRAL PHYS	Y	526-031-201	DIS	1A		TR	12:30- 1:45P	MS 7121	LYONS, L.R.	15	30	SO	4.0
C227	DYNMC&SYNPTC MTRLGY	Y	526-147-200	LAB	1		R	2:00- 2:50P	MS 7121		15			0.0
229	MESOSCALE MODELING	Y	526-160-200	LEC	1		TR	11:00- 12:15P	MS 7124B	FOVELL, R.G.	10	30	SO	4.0
230B	ATMOSPHERIC CHEM II	Y	526-166-200	LEC	1		MW	10:30- 11:45A	MS 7124A	PAULSON, S.E.	15	30	SO	4.0
C240B	REMOTE SENSING	Y	526-212-200	LEC	1		TR	9:30- 10:45A	MS 7121	LIU, K.	15	30	SO	4.0
270	SEM-ATMOSPHERIC SCI	Y	526-389-200	SEM	1		W	4:00- 5:20P	MS 5200	TURCO, R.P.	95	30	SO	2.0
271	SEM-ATMO DYNAMICS	Y	526-395-200	SEM	1		TBA			FOVELL, R.G.	30	30	SO	2.0
M275C	SEM-SPACE PHYSICS	Y	526-417-200	SEM	1		F	3:30- 4:50P	GEOLOGY 6704	RUSSELL, C.T.	10	30	SU	2.0
276	MESOSCALE PROCESSES	Y	526-420-200	SEM	1		TBA			FOVELL, R.G.	10	30	SO	2.0
277	SEM-COASTAL OCEAN	Y	526-462-200	SEM	1		R	11:00- 11:50A	MS 7124A	BASCHEK, B.G.	20	30	SU	2.0

BIOENGINEERING

A per-unit Instructional Enhancement Fee is assessed on HSSEAS undergraduate nontutorial classes and HSSEAS graduate nontutorial classes taught concurrently with undergraduate classes. See the Miscellaneous Fee Chart at <http://www.registrar.ucla.edu/fees> for fee amounts. Students who enroll in upper division HSSEAS courses without completing the requisites are subject to disenrollment after the second class meeting. If necessary, consult an HSSEAS counselor in 6426 Boelter Hall.

110	BIOTRANS&BIOREACTN	Y	250-360-201	DIS	1A		TR	10:00- 11:50A	BOELTER 5249	KAMEI, D.T.	85	13	LG	4.0
M131	NANOPORE SENSING	Y	250-360-202	DIS	1B		T	12:00- 12:50P	BOELTER 9436		42			0.0
M172	MNML INVSV SRGCL TL	Y	250-486-201	DIS	1A		R	3:00- 3:50P	LAKRETZ 120		20			0.0
176	BIOCOMPATIBILITY	Y	250-732-201	DIS	1A		TBA				20			0.0
180L	SIBEM I LABORATORY	Y	250-756-201	DIS	1A		MW	10:00- 11:50A	KNSY PV 1200B		100	03	LG	4.0
182A	CAPSTONE DESIGN I	Y	250-756-202	DIS	1B	\$ 50	T	3:00- 4:50P	MS 5118		33			0.0
		Y	250-756-203	DIS	1C		R	2:00- 3:50P	GEOLOGY 4660		34			0.0
		Y	250-756-203	DIS	1C		F	10:00- 11:50A	GEOLOGY 4660		33			0.0
		Y	250-781-201	LAB	1A		T	12:00- 1:50P	BOELTER 5252	DUNN, J.C.	18	15	LG	3.0
		Y	250-792-201	LAB	1A		TBA				18			0.0
		Y	250-792-202	LAB	1A		TR	4:00- 4:50P	BOELTER 2444	DI CARLO, D.	80	16	LG	4.0
		Y	250-792-202	LAB	1B		MW	12:00- 2:50P	BOELTER 7736		16			0.0
		Y	250-792-203	LAB	1C		MW	12:00- 2:50P	BOELTER 7732		16			0.0
		Y	250-792-204	LAB	1D		TR	12:00- 2:50P	BOELTER 7731		16			0.0
		Y	250-792-205	LAB	1E		MW	3:00- 5:50P	BOELTER 7718		16			0.0

BIOLOGICAL CHEMISTRY

M140	CELL BIO-CELL CYCLE	N	129-540-201	DIS	1A		TR	11:00- 12:20P	PUB AFF 2270	GRUNSTEIN, M.	15	30	LG	5.0
191	TOPICS-CONTEMP BIOL	N	129-540-202	DIS	1B		TBA				7			0.0
201B	BIOLOGICAL CHEMISTRY	N	129-540-203	DIS	1C		TBA				7			0.0
220C	RSRCH LAB ROTATIONS	N	129-540-204	DIS	1D		TBA				7			0.0
M237	CELL&MOLEC-DISEASE	N	129-846-200	SEM	1		TBA			COLICELLI, J.J.	30	30	PN	2.0
251C	TRNSCRPTNL REGULATN	N	529-007-200	LEC	1		UNSCHE			HOWARD, B.D.	0	30	SU	5.0
		N	529-099-200	LAB	1		UNSCHE			PAYNE, G.S.	20	30	SU	2.0-8.0
		N	529-166-200	LEC	1		TBA			RAJASEKARAN, A.K.	0	30	SO	4.0
		N	529-305-200	SEM	1		TBA			CAREY, M.F.	20	30	SU	2.0

BIOMATHEMATICS

110	ELEMENTS OF BIOMATH	N	533-062-200	LEC	1		TBA			ENGEL, E.	24	30	SO	4.0
204	BIOMD DATA ANALYSIS	N	533-080-200	LEC	1		MW	9:00- 10:50A	HLTHSCI AV122	SUCHARD, M.A.	24	30	SO	4.0
208A	MDLNG-NEUROBIO-MATH	N	533-391-200	LEC	1		TBA			NEWTON, C.M.	24	30	SO	4.0
213	MDLNG VASCLR NTRWRKS	N	533-080-200	LEC	1		MW	1:00- 2:50P	HLTHSCI AV139	SAVAGE, V.M.	10	30	SO	4.0
265B	DATA ANLY STRATGY 2	N	533-594-201	SEM	1		W	3:00- 4:20P	PVUB		10	30	LG	2.0
299	TOPCS-CLIN RESEARCH	N	533-594-201	SEM	1		TBA			ELASHOFF, R.M.	10	30	SO	2.0-4.0

BIOMEDICAL ENGINEERING

A per-unit Instructional Enhancement Fee is assessed on HSSEAS undergraduate nontutorial classes and HSSEAS graduate nontutorial classes taught concurrently with undergraduate classes. See the Miscellaneous Fee Chart at <http://www.registrar.ucla.edu/fees> for fee amounts. Students who enroll in upper division HSSEAS courses without completing the requisites are subject to disenrollment after the second class meeting. If necessary, consult an HSSEAS counselor in 6426 Boelter Hall.

CM131	NANOPORE SENSING	Y	132-486-201	DIS	1A		MW	4:00- 5:50P	BOELTER 2760	SCHMIDT, J.J.	0	09	LG	4.0
		Y	132-486-201	DIS	1A		R	3:00- 3:50P	LAKRETZ 120		0			0.0

CATALOG NUMBER	COURSE TITLE	ENF REQ IM	ID NUMBER	CLS TYP	SEC	FEE	DAYS	TIME	BUILDING/ ROOM	INSTRUCTOR	ENRL CAP	XC	GD TP	UNITS
220B	MEDICAL IMAGING	N	534-121-200	LAB	1		TBA			MCNITT-GRAY, M.	10	30	SU	2.0
				RESTRICT: BIOMEDICAL PHYSICS, MEDICAL PHYSICS										
		N	534-121-201	LAB	2		TBA				10	30	SU	2.0
				RESTRICT: BIOMEDICAL PHYSICS, MEDICAL PHYSICS										
220C	THERAPEUTC MED PHYS	N	534-122-200	LAB	1		TBA				10	30	SU	2.0
				RESTRICT: BIOMEDICAL PHYSICS, MEDICAL PHYSICS										
220D	RAD BIO&EXP RADIATN	N	534-123-200	LAB	1		TBA			MCBRIDE, W.H.	10	30	SU	2.0
				RESTRICT: BIOMEDICAL PHYSICS, MEDICAL PHYSICS										
		N	534-123-201	LAB	2		TBA				10	30	SU	2.0
				RESTRICT: BIOMEDICAL PHYSICS, MEDICAL PHYSICS										
223	RADIATION BIOLOGY	N	534-138-200	SEM	1		TBA			MCBRIDE, W.H.	10	30	SU	4.0
				RESTRICT: BIOMEDICAL PHYSICS, MEDICAL PHYSICS										
268	RADIOPHARMCTCL CHEM	N	534-408-200	LEC	1		TBA			BARRIO, J.R.	10	30	LG	4.0
				RESTRICT: BIOMEDICAL PHYSICS, MEDICAL PHYSICS										

BIOMEDICAL RESEARCH

A per-unit Instructional Enhancement Fee is assessed on most L&S undergraduate nontutorial classes. See the Miscellaneous Fee Chart at <http://www.registrar.ucla.edu/fees> for fee amounts.

5HA	BIOMED RES CONCEPTS	N	027-016-200	LEC	1		TBA			BANERJEE, U.	90	30	LG	4.0
5HB	BIOMED RES SKILLS	N	-----	LEC	1		TR	12:30- 1:45P	LAKRETZ	120	30	30	LG	4.0
				RESTRICT: INSTRUCTOR CONSENT										
		N	027-017-201	DIS	1A		M	11:00- 11:50A	GEOLOGY	4645	30			0.0
193H	JRNL CLB-BIOMED RSC	N	027-863-200	SEM	1		TBA				30	30	LG	2.0
194H	RSCH GRP-BIOMED RSC	N	027-869-200	SEM	1		M	3:00- 4:50P	LAKRETZ	101	30	30	LG	2.0

BIOSTATISTICS

100A	INTRO-BIOSTATISTICS	N	-----	LEC	1		MW	4:00- 5:50P	HLTHSCI		134	09	SO	4.0
		N	135-300-201	LAB	1A		R	10:00- 10:50A	PUB HLT	A1241	20			0.0
		N	135-300-202	LAB	1B		R	11:00- 11:50A	PUB HLT	A1241	20			0.0
		N	135-300-203	LAB	1C		M	10:00- 10:50A	PUB HLT	A1241	20			0.0
		N	135-300-204	LAB	1D		M	11:00- 11:50A	PUB HLT	A1241	20			0.0
		N	135-300-205	LAB	1E		M	1:00- 1:50P	PUB HLT	A1241	20			0.0
		N	135-300-206	LAB	1F		M	2:00- 2:50P	PUB HLT	A1241	20			0.0
		N	135-300-208	LAB	1H		F	10:00- 10:50A	PUB HLT	A1241	20			0.0
		N	135-300-209	LAB	1I		F	11:00- 11:50A	PUB HLT	A1241	20			0.0
115	TOPICS IN ESTIMATN	N	-----	LEC	1		TR	8:00- 9:50A	PUB HLT	51279	30	11	LG	4.0
				RESTRICT: GRADUATE STUDENTS										
		N	135-390-201	DIS	1A		F	8:00- 8:50A	PUB HLT	51279	30			0.0
200C	BIOSTATISTICS	N	-----	LEC	1		MWF	9:00- 9:50A	PUB HLT	51279	23	02	SO	4.0
				RESTRICT: GRADUATE STUDENTS										
		N	535-003-201	DIS	1A		F	10:00- 10:50A	PUB HLT	51279	23			0.0
		N	-----	LAB	G1		TBA				23			0.0
M220	EXPERMNTL STATISTICS	N	535-120-200	LEC	1		MW	3:00- 4:50P	WGYOUNG	4216	5	30	SO	4.0
				SAME AS: PHY SCI M200										
240	MS SEM&RSRCH RESRCS	N	535-243-200	SEM	1		MW	3:00- 4:50P	PUB HLT	61262	20	08	LG	4.0
				RESTRICT: GRADUATE STUDENTS										
245	ADV SEM-BIOSTATISTC	N	535-270-200	SEM	1		MWF	3:00- 4:50P	PUB HLT	51279	45	08	SU	2.0
				RESTRICT: GRADUATE STUDENTS										
251	MULTIVARIATE BIOST	N	-----	LEC	1		WF	11:00- 12:50P	PUB HLT		15	04	SO	4.0
				RESTRICT: GRADUATE STUDENTS										
		N	535-306-201	DIS	1A		F	11:00- 11:50A	PUB HLT	51279	15			0.0
276	INFRNTL TCHNQ-SMLTN	N	-----	LEC	1		T	12:00- 12:50P	PUB HLT		20	15	SO	4.0
		N	535-456-202	DIS	1A		T	1:00- 1:50P	PUB HLT		20			0.0
285	ADV TPC-RCNT DVLPMT	N	535-510-201	LEC	1		TR	10:00- 11:50A	PUB HLT	51279	0	13	SO	4.0
402B	BIOSTATSTCL CNSLTNG	N	-----	DIS	1		T	1:00- 2:50P	PUB HLT		9	15	SU	4.0
				RESTRICT: INSTRUCTOR CONSENT										
		N	535-605-201	LAB	1A		MTWRF	1:00- 2:50P	PUB HLT	A1279	9			0.0
				RESTRICT: INSTRUCTOR CONSENT										
M403B	CMPT MGMT-HLTH DATA	N	-----	LEC	1		MW	5:00- 6:30P	PUB HLT	71257	5	30	LG	4.0
				SAME AS: EPIDEM M403										
				RESTRICT: INSTRUCTOR CONSENT										
		N	535-611-201	LAB	1A		M	3:00- 4:50P	PUB HLT	A1241	5			0.0
				RESTRICT: INSTRUCTOR CONSENT										
		N	535-611-202	LAB	1B		W	3:00- 4:50P	PUB HLT	A1241	5			0.0
				RESTRICT: INSTRUCTOR CONSENT										
406	APPLD MLTVRT BIOSTT	N	-----	LEC	1		MW	11:00- 12:50P	HLTHSCI		69	15	SO	4.0
				RESTRICT: GRADUATE STUDENTS										
		N	535-612-201	LAB	1A		W	1:00- 1:50P	PUB HLT	A1241	23			0.0
				RESTRICT: GRADUATE STUDENTS										
		N	535-612-202	LAB	1B		T	3:00- 3:50P	PUB HLT	A1241	23			0.0
				RESTRICT: GRADUATE STUDENTS										
		N	535-612-203	LAB	1C		W	12:00- 12:50P	PUB HLT	A1241	23			0.0
				RESTRICT: GRADUATE STUDENTS										
409	DOCTRL STAT CNSLTNG	N	535-619-200	SEM	1		W	2:00- 2:50P	PUB HLT	71257	10	30	SU	2.0
				RESTRICT: BIostatistics MAJORS										
413	INTRO-PHARM STATS	N	535-627-200	LEC	1		W	2:00- 2:50P	PUB HLT		45	30	SO	4.0
				RESTRICT: GRADUATE STUDENTS										

CHEMICAL AND BIOMOLECULAR ENGINEERING**Chemical Engineering**

A per-unit Instructional Enhancement Fee is assessed on HSSEAS undergraduate nontutorial classes and HSSEAS graduate nontutorial classes taught concurrently with undergraduate classes. See the Miscellaneous Fee Chart at <http://www.registrar.ucla.edu/fees> for fee amounts. Students who enroll in upper division HSSEAS courses without completing the prerequisites are subject to disenrollment after the second class meeting. If necessary, consult an HSSEAS counselor in 6426 Boelter Hall.

101C	MASS TRANSFER	N	-----	LEC	1		TR	10:00- 11:50A	KNSY PV	1200B	COHEN, Y.	125	13	LG	4.0
				RESTRICT: ALL UG ENGINEERING MAJORS											
		N	369-308-201	DIS	1A		F	4:00- 4:50P	BOELTER	3400				0.0	
102B	THERMODYNAMICS II	N	-----	LEC	1		MW	12:00- 1:50P	BOELTER	3400	ORKOULAS, G.	80	05	LG	4.0
				RESTRICT: ALL UG ENGINEERING MAJORS											
		N	369-314-201	DIS	1A		F	11:00- 11:50A	BOELTER	3400				0.0	
103	SEPARATN PROCESSES	N	-----	LEC	1		TR	12:00- 1:50P	WGYOUNG	CS24	SENKAN, S.M.	100	14	LG	4.0
				RESTRICT: ALL UG ENGINEERING MAJORS											
		N	369-318-201	DIS	1A		F	3:00- 3:50P	KNSY PV	1220B		100			0.0

CATALOG NUMBER	COURSE TITLE	ENF REQ IM	ID NUMBER	CLS TYP	SEC	FEE	DAYS	TIME	BUILDING/ ROOM	INSTRUCTOR	ENRL CAP	XC	GD TP	UNITS
104AL	CHM&BIOCHM ENGR LAB	N	-----	LAB	1		MW	9:00- 11:50A	BOELTER 5764	DRAKE, J.E.	20	02	LG	4.0
		N	369-323-201	DIS	1A		F	9:00- 9:50A	BOELTER 2760		20			0.0
		N	-----	LAB	2		MW	12:00- 2:50P	BOELTER 5764	DRAKE, J.E.	20	05	LG	4.0
		N	369-323-211	DIS	2A		F	9:00- 9:50A	BOELTER 2760		20			0.0
		N	-----	LAB	3		MW	3:00- 5:50P	BOELTER 5764	DRAKE, J.E.	20	08	LG	4.0
		N	369-323-221	DIS	3A		F	9:00- 9:50A	BOELTER 2760		20			0.0
	For Chemical Engineering 104C, students must also enroll in course 104CL.													
104C	SEMICONDUCTR PROCSS	N	369-326-200	LEC	1		TR	10:00- 11:50A	BOELTER 4413	CHANG, J.P.	9	13	LG	3.0
	RESTRIC: ALL UG ENGINEERING MAJORS													
	For Chemical Engineering 104CL, students must also enroll in course 104C.													
104CL	SEMICONDUCTR PRCS LAB	N	369-327-201	LAB	1		M	12:00- 3:50P	ENGR IV 18132	CHANG, J.P.	3	30	LG	3.0
	RESTRIC: UG SCHOOL OF ENGINEERING STUDENTS													
		N	369-327-202	LAB	2		W	1:00- 4:50P	ENGR IV 18132	CHANG, J.P.	3	30	LG	3.0
	RESTRIC: UG SCHOOL OF ENGINEERING STUDENTS													
		N	369-327-203	LAB	3		R	1:00- 4:50P	ENGR IV 18132	CHANG, J.P.	3	30	LG	3.0
	RESTRIC: UG SCHOOL OF ENGINEERING STUDENTS													
	For Chemical Engineering 104D, students must also enroll in course 104DL.													
104D	MOLECULAR BIOTECH	N	369-328-200	LEC	1		MW	2:00- 3:50P	BOELTER 4283	TANG, Y.	12	07	LG	2.0
	RESTRIC: ALL UG ENGINEERING MAJORS													
	For Chemical Engineering 104DL, students must also enroll in course 104D.													
104DL	MOLEC BIOTECH LAB	N	369-329-201	LAB	1		TR	1:00- 4:50P	BOELTER 5764	TANG, Y.	12	15	LG	4.0
	RESTRIC: UG SCHOOL OF ENGINEERING STUDENTS													
108B	CMPTR-AID DSGN&ANLY	N	-----	LEC	1		MW	4:00- 5:50P	GEOLOGY 3656	MONBOUQUETTE, H.G.	100	09	LG	4.0
	RESTRIC: ALL UG ENGINEERING MAJORS													
		N	369-349-201	DIS	1A		F	2:00- 2:50P	BOELTER 2444		100			0.0
C116	SURFACE&INTRFC ENGR	N	-----	LEC	1		TR	4:00- 5:50P	GEOLOGY 4660	LU, Y.	45	16	LG	4.0
	RESTRIC: ALL UG ENGINEERING MAJORS													
		N	369-396-201	DIS	1A		F	1:00- 1:50P	BOELTER 5440		45			0.0
C125	BIOSEPARATN&BIOPRCS	N	-----	LEC	1		MW	10:00- 11:50A	BOELTER 5440	SEGURA, T.	45	03	LG	4.0
	RESTRIC: ALL UG ENGINEERING MAJORS													
		N	369-450-201	DIS	1A		F	3:00- 3:50P	BOELTER 5440		45			0.0
		N	-----	LEC	1		TR	2:00- 3:50P	BOELTER 2760		45	15	LG	4.0
		N	369-462-201	DIS	1A		F	10:00- 10:50A	BOELTER 3400		45			0.0
C135	ADV PROCESS CONTROL	N	-----	LEC	1		TR	10:00- 11:50A	BOELTER 5264	CHRISTOFIDES, P.D.	45	13	LG	4.0
	RESTRIC: ALL UG ENGINEERING MAJORS													
		N	369-510-201	DIS	1A		F	9:00- 9:50A	BOELTER 5264		45			0.0
194	RESEARCH GROUP SEM	N	369-864-200	SEM	1		VAR			MANOUSIOUTHAKIS, V	10	30	LG	4.0
	RESTRIC: ALL UG ENGINEERING MAJORS													
C216	SURFACE&INTRFC ENGR	N	-----	LEC	1		TR	4:00- 5:50P	GEOLOGY 4660	LU, Y.	5	16	LG	4.0
	RESTRIC: GRADUATE STUDENTS													
		N	769-096-201	DIS	1A		F	1:00- 1:50P	BOELTER 5440		5			0.0
CM225	BIOSEPARATN&BIOPRCS	N	-----	LEC	1		MW	10:00- 11:50A	BOELTER 5440	SEGURA, T.	10	03	LG	4.0
	SAME AS: BIOMED M225													
	RESTRIC: GRADUATE STUDENTS													
		N	769-150-201	DIS	1A		F	3:00- 3:50P	BOELTER 5440		10			0.0
C227	SYNTHT BIO-BIOFUELS	N	-----	LEC	1		TR	2:00- 3:50P	BOELTER 2760		10	15	SO	4.0
		N	769-162-201	DIS	1A		F	10:00- 10:50A	BOELTER 3400		10			0.0
C235	ADV PROCESS CONTROL	N	-----	LEC	1		TR	10:00- 11:50A	BOELTER 5264	CHRISTOFIDES, P.D.	10	13	LG	4.0
	RESTRIC: GRADUATE STUDENTS													
		N	769-210-201	DIS	1A		F	9:00- 9:50A	BOELTER 5264		10			0.0
284A	OPTMZTN-VCTR SPACES	N	769-504-200	LEC	1		TBA			MANOUSIOUTHAKIS, V	25	20	LG	4.0
	RESTRIC: GRADUATE STUDENTS													
298A	RESEARCH SEMINAR	N	769-570-200	SEM	1		F	9:00- 9:50A	BOELTER 5514	CHRISTOFIDES, P.D.	10	30	SU	2.0-4.0
	RESTRIC: GRADUATE STUDENTS													
298B	RESEARCH SEMINAR	N	769-571-200	SEM	1		F	10:00- 10:50A	BOELTER 4283	DAVIS, B.J.	10	30	SU	2.0-4.0
	RESTRIC: GRADUATE STUDENTS													
298C	RESEARCH SEMINAR	N	769-572-200	SEM	1		F	10:00- 10:50A	BOELTER 5514	COHEN, Y.	10	30	SU	2.0-4.0
	RESTRIC: GRADUATE STUDENTS													
298D	RESEARCH SEMINAR	N	769-573-200	SEM	1		F	11:00- 11:50A	MS 7608	ORKOULAS, G.	10	30	SU	2.0-4.0
	RESTRIC: GRADUATE STUDENTS													
298F	RESEARCH SEMINAR	N	769-574-200	SEM	1		F	2:00- 2:50P	BOELTER 5514	SEGURA, T.	10	30	SU	2.0-4.0
	RESTRIC: GRADUATE STUDENTS													
298G	RESEARCH SEMINAR	N	769-575-200	SEM	1		F	4:00- 4:50P	SLICHTR 2834	MONBOUQUETTE, H.G.	10	30	SU	2.0-4.0
	RESTRIC: GRADUATE STUDENTS													
298H	RESEARCH SEMINAR	N	769-576-200	SEM	1		F	11:00- 1:20P	BOELTER 5514	HICKS, R.F.	10	30	SU	2.0-4.0
	RESTRIC: GRADUATE STUDENTS													
298J	RESEARCH SEMINAR	N	769-577-200	SEM	1		F	2:00- 3:50P	SLICHTR 2834	LIAO, J.C.	10	30	SU	2.0-4.0
	RESTRIC: GRADUATE STUDENTS													
298M	RESEARCH SEMINAR	N	769-578-200	SEM	1		F	3:00- 4:50P	BOELTER 5514	MANOUSIOUTHAKIS, V	10	30	SU	2.0-4.0
	RESTRIC: GRADUATE STUDENTS													
298P	RESEARCH SEMINAR	N	769-581-200	SEM	1		F	10:00- 11:50A	SLICHTR 2834	CHANG, J.P.	10	30	SU	2.0-4.0
	RESTRIC: GRADUATE STUDENTS													
298V	RESEARCH SEMINAR	N	769-584-200	SEM	1		F	11:00- 11:50A	ROLFE 3106	LU, Y.	10	30	SU	2.0-4.0
	RESTRIC: GRADUATE STUDENTS													
298Z	RESEARCH SEMINAR	N	769-585-200	SEM	1		F	10:00- 10:50A	ROLFE 3106	SENKAN, S.M.	10	30	SU	2.0-4.0
	RESTRIC: GRADUATE STUDENTS													
299	DEPARTMENTL SEMINAR	N	769-594-200	SEM	1		M	1:30- 2:50P	PAB 1434A	SEGURA, T.	85	30	SU	2.0
	RESTRIC: GRADUATE STUDENTS													

CHEMISTRY AND BIOCHEMISTRY

A per-unit Instructional Enhancement Fee is assessed on most L&S undergraduate nontutorial classes. See the Miscellaneous Fee Chart at <http://www.registrar.ucla.edu/fees> for fee amounts.

14B	THRMDN&ELCTCHM&KNTC	Y	-----	LEC	1		MWF	2:00- 2:50P	WG YOUNG CS50	SCERRI, E.R.	350	07	SO	4.0
		Y	142-043-201	DIS	1A		T	8:00- 8:50A	WG YOUNG 1044		30			0.0
		Y	142-043-202	DIS	1B		T	9:00- 9:50A	BOELTER 4413		30			0.0
		Y	142-043-203	DIS	1C		T	1:00- 1:50P	MS 5217		29			0.0
		Y	142-043-204	DIS	1D		W	8:00- 8:50A	WG YOUNG 1044		29			0.0
		Y	142-043-205	DIS	1E		W	9:00- 9:50A	MS 5217		29			0.0
		Y	142-043-206	DIS	1F		W	11:00- 11:50A	BUNCHE 2178		29			0.0
		Y	142-043-207	DIS	1G		R	8:00- 8:50A	WG YOUNG 1044		29			0.0
		Y	142-043-208	DIS	1H		R	9:00- 9:50A	BOTANY 133		29			0.0
		Y	142-043-209	DIS	1I		R	10:00- 10:50A	WG YOUNG 1044		29			0.0
		Y	142-043-210	DIS	1J		F	10:00- 10:50A	MS 5217		29			0.0

CATALOG NUMBER	COURSE TITLE	ENF REQ IM	ID NUMBER	CLS TYP	SEC	FEE	DAYS	TIME	BUILDING/ ROOM	INSTRUCTOR	ENRL CAP	XC	GD TP	UNITS
For Chemistry 228, graduate students beyond their first year should enroll on an S/U basis.														
228	CHEMICAL PHYSICS SEM	Y	542-170-200	SEM 1			M	4:00- 5:50P	WG YOUNG 2033	BOUCHARD, L.	200	30	SO	2.0
			RESTRICT: GRADUATE STUDENTS											
235E	THRY&PHYS ORGN CHEM	Y	542-217-200	SEM 1				UNSCHE		HOUK, K.N.	100	30	SU	2.0
			RESTRICT: GRADUATE STUDENTS											
235F	SYNTHS-NATRL PRDCTS	Y	542-218-200	SEM 1				UNSCHE		JUNG, M.E.	100	30	SU	2.0
			RESTRICT: GRADUATE STUDENTS											
235G	ORGNMTL&ORGN SNTHSS	Y	542-219-200	SEM 1				UNSCHE		MERLIC, C.A.	100	30	SU	2.0
			RESTRICT: GRADUATE STUDENTS											
235I	FULLERENE CHEM&MTLS	Y	542-221-200	SEM 1				UNSCHE		RUBIN, Y.F.	100	30	SU	2.0
			RESTRICT: GRADUATE STUDENTS											
235K	ORGN CHEM IN MEDIA	Y	542-223-200	SEM 1				UNSCHE		GARCIA-GARIBAY, M.	100	30	SU	2.0
			RESTRICT: GRADUATE STUDENTS											
235N	SYNTH-NATRL PRDCTS	Y	542-227-200	SEM 1				UNSCHE		KWON, O.	100	30	SU	2.0
			RESTRICT: GRADUATE STUDENTS											
235O	POLYMR CHEM&BIOMTRL	Y	542-228-200	SEM 1				UNSCHE		MAYNARD, H.D.	100	30	SU	2.0
			RESTRICT: GRADUATE STUDENTS											
235P	SYNTH-COMPLEX MOL	Y	542-229-200	RGP 1				UNSCHE		GARG, N.K.	100	30	SU	2.0
			RESTRICT: GRADUATE STUDENTS											
241A	SPCL TPCS-ORGC CHEM	Y	542-254-200	LEC 1			MWF	10:00- 10:50A	WG YOUNG 1044	RUSSELL, A.A.	20	03	SO	2.0-4.0
C243B	ORGN CHEM-MCHN&STRC	Y	542-267-200	LEC 1			TR	10:00- 11:50A	WG YOUNG 3069	HOUK, K.N.	20	13	SO	4.0
			RESTRICT: GRADUATE STUDENTS											
247	ORGANIC COLLOQUIUM	Y	542-295-200	SEM 1			R	4:00- 5:50P	MOL SCI 3440	GARCIA-GARIBAY, M.	200	30	SU	2.0
			RESTRICT: GRADUATE STUDENTS											
For Chemistry 248, graduate students beyond their first year should enroll on an S/U basis.														
248	ORGANIC CHEM SEM	Y	542-309-200	SEM 1			M	3:00- 3:50P	MOL SCI 3440	RUBIN, Y.F.	200	30	SO	2.0
			RESTRICT: GRADUATE STUDENTS											
249B	PROB-ADV ORGN CHEM	Y	542-314-200	LEC 1			W	7:00- 8:50P	MOL SCI 3440	HARRAN, P.G.	200	30	SU	2.0
			RESTRICT: GRADUATE STUDENTS											
256A	BIOCHEM-PLSMA PROTN	Y	542-373-200	SEM 1				UNSCHE		SCHUMAKER, V.N.	100	30	SU	2.0
			RESTRICT: GRADUATE STUDENTS											
256B	BIOCHEM-PROTN FNCTN	Y	542-374-200	SEM 1				UNSCHE		CLARKE, S.G.	100	30	SU	2.0
			RESTRICT: GRADUATE STUDENTS											
256C	BIOCH&MOL GEN-FUNGI	Y	542-375-200	SEM 1				UNSCHE		WEISS, R.L.	100	30	SU	2.0
			RESTRICT: GRADUATE STUDENTS											
256D	DROSOPHIL EMBRYOGEN	Y	542-376-200	SEM 1				UNSCHE		COUREY, A.J.	100	30	SU	2.0
			RESTRICT: GRADUATE STUDENTS											
256F	PROKARYOTIC DVLPMNT	Y	542-379-200	SEM 1				UNSCHE		GOBER, J.W.	100	30	SU	2.0
			RESTRICT: GRADUATE STUDENTS											
256G	NUCLEIC ACID STRCTR	Y	542-380-200	SEM 1				UNSCHE		FEIGON, J.F.	100	30	SU	2.0
			RESTRICT: GRADUATE STUDENTS											
256H	PROMOTER ACTIVATION	Y	542-381-200	SEM 1				UNSCHE		GRALLA, J.D.	100	30	SU	2.0
			RESTRICT: GRADUATE STUDENTS											
256J	CELL MOTILITY	Y	542-382-200	SEM 1				UNSCHE		REISLER, E.	100	30	SU	2.0
			RESTRICT: GRADUATE STUDENTS											
256K	CHLAMYDOMONAS	Y	542-383-200	SEM 1				UNSCHE		MERCHANT, S.	100	30	SU	2.0
			RESTRICT: GRADUATE STUDENTS											
256L	LIT-STRUCTURAL BIO	Y	542-384-200	SEM 1				UNSCHE		YEATES, T.O.	100	30	SU	2.0
			RESTRICT: GRADUATE STUDENTS											
256M	EUKARYOTIC ORGANSMS	Y	542-385-200	SEM 1				UNSCHE		MARTINSON, H.G.	100	30	SU	2.0
			RESTRICT: GRADUATE STUDENTS											
256N	STRUCTURAL BIOLOGY	Y	542-386-200	SEM 1				UNSCHE		YEATES, T.O.	100	30	SU	2.0
			RESTRICT: GRADUATE STUDENTS											
256O	MEMBRANE BIOPHYSICS	Y	542-387-200	SEM 1				UNSCHE		HUBBELL, W.L.	100	30	SU	2.0
			RESTRICT: GRADUATE STUDENTS											
256P	PROTEIN STRUCTURE	Y	542-388-200	SEM 1				UNSCHE		BOWIE, J.U.	100	30	SU	2.0
			RESTRICT: GRADUATE STUDENTS											
256Q	UBIQUINONE IN YEAST	Y	542-390-200	SEM 1				UNSCHE		CLARKE, C.F.	100	30	SU	2.0
			RESTRICT: GRADUATE STUDENTS											
256R	PROTEIN STRUCTURE	Y	542-391-200	SEM 1				UNSCHE		CLUBB, R.T.	100	30	SU	2.0
			RESTRICT: GRADUATE STUDENTS											
256S	PROTEOME BIOINFORMT	Y	542-392-200	SEM 1				UNSCHE		LEE, C.J.	100	30	SU	2.0
			RESTRICT: GRADUATE STUDENTS											
256T	RNA PROCESS&GENOMCS	Y	542-393-200	SEM 1				UNSCHE		CHANFREAU, G.	100	30	SU	2.0
			RESTRICT: GRADUATE STUDENTS											
256U	MITOCHNDRL BIOGNIS	Y	542-394-200	SEM 1				UNSCHE		KOEHLER, C.M.	100	30	SU	2.0
			RESTRICT: GRADUATE STUDENTS											
256V	PROTEOMCS&SPCTRMTRY	Y	542-370-200	DIS 1				UNSCHE		LOO, J.A.	100	30	SU	2.0
			RESTRICT: GRADUATE STUDENTS											
256W	CYTOSKELTL DYNAMICS	Y	542-358-200	RGP 1				UNSCHE		QUINLAN, M.E.	100	30	SU	2.0
			RESTRICT: GRADUATE STUDENTS											
C259A	REGULATN-TRANSCRPTN	Y	542-404-200	LEC 1			MW	1:00- 2:50P	WG YOUNG 4216	GRALLA, J.D.	20	06	SO	2.0
			RESTRICT: GRADUATE STUDENTS											
C259B	REGULATN-TRANSCRPTN	Y	542-405-200	LEC 1			MW	1:00- 2:50P	WG YOUNG 4216	COUREY, A.J.	20	06	SO	2.0
			RESTRICT: GRADUATE STUDENTS											
For Chemistry C261A, attendance at discussion sections is mandatory.														
C261A	PLANT BIOCHEMISTRY	Y	-----	LEC 1			MTW	9:00- 9:50A	WG YOUNG 4216	MERCHANT, S.	20	02	SO	4.0
		Y	542-411-201	DIS 1A			RF	9:00- 9:50A	WG YOUNG 4216		20			0.0
C265	METABOLC CNTL-PROTN	Y	542-443-200	LEC 1			TR	2:00- 3:30P	WG YOUNG 2200	CLARKE, S.G.	20	15	LG	4.0
266	PROTEIN MASS SPCTRM	Y	542-447-200	LEC 1			MWF	11:00- 11:50A	WG YOUNG 4216	LOO, J.A.	25	04	SO	3.0
			RESTRICT: GRADUATE STUDENTS											
For Chemistry 268, graduate students beyond their first year should enroll on an S/U basis.														
268	BIOCHEM RSRCH SEM	Y	542-469-200	SEM 1			F	3:30- 6:20P	MOL SCI 3440	VALENTINE, J.S.	200	30	SO	2.0
			RESTRICT: GRADUATE STUDENTS											
272A	SEM-CHEM OF MATERLS	Y	542-500-200	SEM 1				UNSCHE		KANER, R.B.	100	30	SU	2.0
			RESTRICT: GRADUATE STUDENTS											
272C	INORGANIC SPCTROSCPY	Y	542-502-200	SEM 1				UNSCHE		ZINK, J.I.	100	30	SU	2.0
			RESTRICT: GRADUATE STUDENTS											
272D	TRANSTN MTL&OXYGEN	Y	542-503-200	SEM 1				UNSCHE		VALENTINE, J.S.	100	30	SU	2.0
			RESTRICT: GRADUATE STUDENTS											
272G	ISSUES-CHEMICAL ED	Y	542-506-200	SEM 1			T	11:30- 12:50P	MOL SCI 3440	RUSSELL, A.A.	100	30	SU	2.0
			RESTRICT: GRADUATE STUDENTS											
272I	ORGANOMETALLIC CHEM	Y	542-432-200	SEM 1				UNSCHE		DIACONESCU, PL.	100	30	SU	2.0
			RESTRICT: GRADUATE STUDENTS											

CATALOG NUMBER	COURSE TITLE	ENF REQ IM	ID NUMBER	CLS TYP	SEC	FEE	DAYS	TIME	BUILDING/ ROOM	INSTRUCTOR	ENRL CAP	XC	GD TP	UNITS
278	INORGANIC CHEM SEM	Y	542-526-200	SEM 1			W	4:00- 5:50P	MOL SCI 3440	ZINK, J.I.	100	09	SO	2.0
			RESTRICT: CHEM,BIOCHEM,GEOCHEM,MOL BIO GRADS											
C280	SOLID STATE CHEM	Y	542-534-200	LEC 1			MWF	2:00- 2:50P	WGYOUNG CS76	KANER, R.B.	50	07	SO	4.0
C281	POLYMER CHEMISTRY	Y	542-537-200	LEC 1			TR	1:00- 2:50P	WGYOUNG CS50	MAYNARD, H.D.	40	15	SO	4.0
283	EVOLUTION-DEVICE	Y	542-546-200	SEM 1			R	3:00- 4:20P	LAKRETZ 101	THE STAFF	25	30	SO	2.0
284	MATRL CREATION TRNG	Y	542-552-200	SEM 1			W	12:00- 12:50P	MOL SCI 3440	THE STAFF	25	30	SU	2.0

CHICANA AND CHICANO STUDIES

A per-unit Instructional Enhancement Fee is assessed on most L&S undergraduate nontutorial classes. See the Miscellaneous Fee Chart at <http://www.registrar.ucla.edu/fees> for fee amounts.

97	VARIABLE TOPICS	Y	144-291-200	SEM 1			TBA			MACIAS, R.F.	0	30	SO	2.0
100SL	BARRIO SERVC LEARNNG	Y	144-302-200	SEM 1			R	5:00- 6:50P	BUNCHE 2160	COVARRUBIAS, A.	40	30	LG	4.0
101	THEORETICL CONCEPTS	Y	-----	LEC 1			TBA			AVILA, E.R.	150	20	LG	5.0
		Y	144-306-201	DIS 1A			R	3:00- 3:50P	BUNCHE 2174		15			0.0
			RESTRICT: INSTRUCTOR CONSENT											
		Y	144-306-202	DIS 1B			R	9:00- 9:50A	BOELTER 5273		30			0.0
		Y	144-306-203	DIS 1C			R	2:00- 2:50P	PUB AFF 1337		30			0.0
		Y	144-306-204	DIS 1D			F	11:00- 11:50A	ROLFE 3126		30			0.0
		Y	144-306-205	DIS 1E			W	12:00- 12:50P	PUB AFF 2242		30			0.0
		Y	144-306-100	DIS 1F			W	9:00- 9:50A	ROLFE 3126		30			0.0
M102	MEX-AM&THE SCHOOLS	Y	144-440-200	SEM 1			TBA				20	30	SO	4.0
			SAME AS: EDUC M102											
104	COMEDY & CULTURE	Y	144-324-200	LEC 1			TR	9:00- 10:50A	BUNCHE 2150	PALACIOS, M.A.	15	12	SO	4.0
M105B	RECENT CHICANO LIT	Y	144-451-200	LEC 1			TR	2:00- 3:50P	PUB AFF 1222	PEREZ-TORRES, R.	10	15	SO	5.0
			SAME AS: ENGL M105B											
M119	COMMUNITY FORMATION	Y	144-478-200	LEC 1			TR	11:00- 12:50P	PUB AFF 2250	HINOJOSA-OJEDA, R.	60	13	LG	4.0
			SAME AS: LBR&WS M123											
M121	LATINO POVERTY	Y	144-483-200	LEC 1			MW	11:00- 12:50P	PUB AFF 1222	VALENZUELA, A.	90	04	LG	4.0
M122	PLANNING ISS-LATINO	Y	144-486-200	LEC 1			TR	3:00- 4:50P	PUB AFF 2250	HINOJOSA-OJEDA, R.	60	16	LG	4.0
131	BARRIO POPULAR CLTR	Y	144-513-200	LEC 1			TR	1:00- 2:50P	BUNCHE 3150	GASPAR DE ALBA, A.	45	15	LG	4.0
141	CHICANA&LATINA NARR	Y	144-543-200	LEC 1			MW	1:00- 2:50P	ROYCE 164	PONS, M.C.	50	30	LG	4.0
143	DIVERSE ROOTS-MEXCO	Y	144-549-200	LEC 1			MW	9:00- 10:50A	PUB AFF 2238	ROMERO, R.C.	50	30	SO	4.0
M144	WOMEN-LATIN AMERICA	Y	144-564-200	LEC 1			MW	11:00- 12:50P	BUNCHE 2160	BLACKWELL, M.S.	40	04	SO	4.0
169	INDIGNS PPLS-AMRCAS	Y	144-735-200	LEC 1			MW	5:00- 6:50P	BUNCHE 1221A	PONS, M.C.	30	09	LG	4.0
M170SL	LATINOS&LING&LITRCY	Y	144-739-200	SEM 1			T	3:00- 5:50P	ROLFE 2118	PLANN, S.J.	5	30	SO	5.0
			SAME AS: APPLING M172SL,HNRS M128SL,SPAN M172SL											
184	HIST-US-MEX BRDRLND	Y	144-804-200	LEC 1			TR	1:00- 2:50P	DODD 78	SAAVEDRA, Y.J.	50	30	LG	4.0
188	SPECIAL COURSES	Y	144-829-200	SEM 1			TBA			LOPEZ, A.L.	35	30	SO	4.0
			Chicano 188, seminar 1:											
189	ADV HONORS SEMINARS	Y	144-835-200	SEM 1			R	4:00- 4:50P	BUNCHE 2174	AVILA, E.R.	20	30	SO	1.0
			RESTRICT: INSTRUCTOR CONSENT											
191	VARIABLE TOPICS	Y	144-846-201	SEM 1			MW	1:00- 2:50P	DODD 78	ROMERO, R.C.	50	30	SO	4.0
		Y	144-846-203	SEM 3			MW	3:00- 4:50P	BUNCHE 2156	MACIAS, R.F.	25	30	SO	4.0
		Y	144-846-204	SEM 4			MW	3:00- 4:50P	DODD 167	BLACKWELL, M.S.	35	30	SO	4.0

CIVIC ENGAGEMENT

A per-unit Instructional Enhancement Fee is assessed on most L&S undergraduate nontutorial classes. See the Miscellaneous Fee Chart at <http://www.registrar.ucla.edu/fees> for fee amounts.

For Civic Engagement 18, students must attend one of the following MANDATORY orientation sessions: March 30, 2010, at either 2 or 3 p.m. or March 31 at either 3 or 4 p.m. or April 1 at either 2 or 3 p.m. or April 2 at either 3 or 4 p.m. in 3517 Ackerman Union.

18	BRUIN LDERS-SCL CHNG	Y	-----	LEC 1			VAR			NAPLES, R.J.	100	30	PN	1.0
			RESTRICT: INSTRUCTOR CONSENT											
		Y	371-054-201	FLD 1A			TBA			NAPLES, R.J.	100			0.0
105SL	CLIENT-BASED PROGRM	Y	371-400-200	SEM 1			F	10:00- 12:50P	DODD 154	RICHMAN, N.T.	30	30	LG	5.0
191SA	CALIFORNIA POLITICS	Y	371-850-200	SEM 1			VAR		OFF CAM	DYMSKI, G.A.	10	30	SO	4.0
			RESTRICT: DEPARTMENT CONSENT											
194SA	SACRAMNTO RESCH GRP	Y	371-868-200	SEM 1			VAR		OFF CAM	DYMSKI, G.A.	10	30	SO	4.0
			RESTRICT: DEPARTMENT CONSENT											
195SA	UC SACRAMENTO INTERN	Y	371-875-200	TUT 1			VAR		OFF CAM		7	30	LG	8.0
			RESTRICT: INSTRUCTOR CONSENT											

CIVIL AND ENVIRONMENTAL ENGINEERING

A per-unit Instructional Enhancement Fee is assessed on HSSEAS undergraduate nontutorial classes and HSSEAS graduate nontutorial classes taught concurrently with undergraduate classes. See the Miscellaneous Fee Chart at <http://www.registrar.ucla.edu/fees> for fee amounts. Students who enroll in upper division HSSEAS courses without completing the prerequisites are subject to disenrollment after the second class meeting. If necessary, consult an HSSEAS counselor in 6426 Boelter Hall.

103	NUMRCL CMPYNG&MDLNG	Y	-----	LEC 1			MW	10:00- 11:50A	BOELTER 3400	TACIROGLU, E.	80	03	LG	4.0
			RESTRICT: ALL UG ENGINEERING MAJORS											
		Y	147-318-201	DIS 1A			F	8:00- 9:50A	BOELTER 3760		20			0.0
		Y	147-318-202	DIS 1B			F	12:00- 1:50P	BOELTER 3760		20			0.0
		Y	147-318-203	DIS 1C			F	4:00- 5:50P	BOELTER 3760		20			0.0
		Y	147-318-204	DIS 1D			F	6:00- 7:50P	BOELTER 3760		20			0.0
110	PROBBLTY&STATS-ENGR	Y	147-360-200	LEC 1			MW	2:00- 3:50P	WGYOUNG CS24	STOLZENBACH, K.D.	150	07	LG	4.0
			RESTRICT: ALL UG ENGINEERING MAJORS											
123	ADV GEOTECH DESIGN	Y	-----	LEC 1			MW	4:00- 5:50P	BOELTER 5280		25	09	LG	4.0
		Y	147-438-201	LAB 1A			F	2:00- 3:50P	BOELTER 5280		25			0.0
125	FNDMNTLS-QUAKE ENGR	Y	147-450-200	LEC 1			MW	10:00- 11:50A	BOELTER 5272		25	03	LG	4.0
			RESTRICT: UNDERGRAD ENGINEERING OR GEOLOGY											
128L	SOIL MECHANICS LAB	Y	-----	LEC 1			M	12:00- 12:50P	BOELTER 1567	VUCETIC, M.	0	05	LG	4.0
			RESTRICT: CIVIL ENGINEERING SENIORS											
		Y	147-513-201	LAB 1A			MW	9:00- 11:50A	BOELTER 1567		0			0.0
M135C	FINITE ELEMNT MTHDS	Y	-----	LEC 1			TR	12:00- 1:50P	BOELTER 2444	KLUG, W.S.	26	14	LG	4.0
			SAME AS: MECH&AE M168											
			RESTRICT: ALL UG ENGINEERING MAJORS											
		Y	147-540-201	DIS 1A			F	2:00- 2:50P	BOELTER 3760		13			0.0
		Y	147-540-202	DIS 1B			F	3:00- 3:50P	BOELTER 3760		13			0.0
135L	STRL DSGN&TSTNG LAB	Y	-----	LEC 1			T	8:00- 9:50A	ENGR I 2011	SALAMANCA, A.F.	0	11	LG	4.0
			RESTRICT: CIVIL ENGINEERING SENIORS											
		Y	147-544-201	LAB 1A			R	8:00- 10:50A	ENGR I 2011		0			0.0
137L	STRCTRL DYNAMCS LAB	Y	-----	LEC 1			TR	2:00- 2:50P	ENGR I 2011		0	30	LG	4.0
		Y	147-551-201	LAB 1A			TR	3:00- 5:50P	ENGR I 2011		0			0.0
142L	REINF CNCRT STR LAB	Y	-----	LEC 1			TR	12:00- 12:50P	MS 1000B	WALLACE, J.W.	0	14	LG	4.0
			RESTRICT: CIVIL ENGINEERING SENIORS											
		Y	147-570-201	LAB 1A			TR	1:00- 3:50P	MS 1000B		16			0.0

CATALOG NUMBER	COURSE TITLE	ENF REQ IM	ID NUMBER	CLS TYP	SEC	FEE	DAYS	TIME	BUILDING/ ROOM	INSTRUCTOR	ENRL CAP	XC	GD TP	UNITS
143	DSN-PRSTR CNCR STRC	Y	-----	LEC 1			TR	4:00- 5:50P	BOELTER 2760	BERES, A.	35	16	LG	4.0
				RESTRICT: ALL UG ENGINEERING MAJORS										
		Y	147-573-201	DIS 1A			F	10:00- 11:50A	BOELTER 2760		35			0.0
144	STRCTRL SYSTMS DSGN	Y	147-577-200	LEC 1			MW	8:00- 9:50A	BOELTER 2760		40	01	LG	4.0
154	CHEM FATE&TRNS-AQUA	Y	147-619-200	LEC 1			MW	12:00- 1:50P	BOELTER 5436		40	05	LG	4.0
				RESTRICT: UNDRGR ENGR, GEOL, ENVIRON (MAJ/MIN)										
156A	ENVIRNMNTL CHEM LAB	Y	-----	LEC 1			TR	10:00- 11:50A	BOELTER 7745	LAU, S.	0	13	LG	4.0
				RESTRICT: CIVIL ENGINEERING SENIORS										
		Y	147-623-201	LAB 1A			TR	11:00- 1:50P	BOELTER 7737	LAU, S.	0			0.0
157B	WATER TRTMNT PLANTS	Y	147-632-200	LEC 1			MW	4:00- 5:50P	BOELTER 5272	NAJM, I.N.	15	09	LG	4.0
				RESTRICT: ALL UG ENGINEERING MAJORS										
157L	HYDRO ANLYS&DESIGN	Y	-----	LEC 1			T	2:00- 3:50P	LAKRETZ 120		24	15	LG	4.0
		Y	147-635-201	LAB 1A			R	2:00- 5:50P	BOELTER 3760		24			0.0
157M	HYDRLOGY-MNTN WTRSHD	Y	-----	FLD 1			T	4:00- 4:50P	BOELTER 3760	HOGUE, T.S.	0	15	LG	4.0
				RESTRICT: UG SCHOOL OF ENGINEERING STUDENTS										
		Y	147-636-201	LAB 1A			T	5:00- 5:50P	BOELTER 3760		0			0.0
163	ATMO CHEM&AIR POLUT	Y	147-654-200	LEC 1			TR	4:00- 5:50P	BOELTER 5272	SAHU, R.	20	16	LG	4.0
				RESTRICT: ALL UG ENGINEERING MAJORS										
M166	ENVIRONMENTL MICROB	Y	-----	LEC 1			MW	10:00- 11:50A	BOELTER 5273		25	03	LG	4.0
		Y	147-696-201	DIS 1A			F	10:00- 11:50A	BOELTER 5273		25			0.0
180	INTR-TRANSPORT ENGR	Y	147-780-200	LEC 1			TR	8:00- 9:50A	BOELTER 5249	GIBSON, P.	70	11	LG	4.0
				RESTRICT: ALL UG ENGINEERING MAJORS										
194	RESEARCH GROUP SEM	Y	147-864-201	SEM 1			TBA				7	30	LG	2.0-8.0
221	ADV FOUNDATION ENGR	Y	547-106-200	LEC 1			TR	2:00- 3:50P	BOELTER 5419		25	15	LG	4.0
225	GEOTECH EARTHOK ENGR	Y	547-125-200	LEC 1			MW	2:00- 3:50P	BOELTER 5272		25	07	LG	4.0
226	GEOENVIRONMENTL ENGR	Y	547-130-200	LEC 1			MW	4:00- 5:50P	BOELTER 5273	SOMASUNDARAM, S.	30	09	LG	4.0
				RESTRICT: GRADUATE STUDENTS										
233	CMPOSIT MTRL STRCTR	Y	547-165-280	LEC 80			UNSCHE			DONG, S.B.	0	30	LG	4.0
				RESTRICT: ON-LINE MASTERS PROGRAM										
235C	NONLIN STRUCT ONLY	Y	547-177-200	LEC 1			TR	10:00- 11:50A	BOELTER 9436		25	13	LG	4.0
M237A	DYNAMICS-STRUCTURES	Y	547-185-280	LEC 80			UNSCHE			JU, J.	0	30	LG	4.0
				SAME AS: MECH&AE M269A										
				RESTRICT: ON-LINE MASTERS PROGRAM										
238	COMPUTNL SOLID MECH	Y	547-191-200	LEC 1			MW	10:00- 11:50A	BOELTER 5252		15	03	LG	4.0
241	ADV STEEL STRUCTURES	Y	547-206-200	LEC 1			MW	4:00- 5:50P	BOELTER 5422	SABOL, T.A.	40	09	LG	4.0
				RESTRICT: GRADUATE STUDENTS										
243B	RESP&DSGN-RC STRUCT	Y	547-217-200	LEC 1			MW	6:00- 7:50P	BOELTER 5440	THE STAFF	40	23	LG	4.0
				RESTRICT: GRADUATE STUDENTS										
247	QUAKE HZRD MITIGATN	Y	547-236-200	LEC 1			MW	12:00- 1:50P	BOELTER 5280	ZHANG, J.	40	05	LG	4.0
				RESTRICT: GRADUATE STUDENTS										
249	STRCTR ENGR&MECHNCS	Y	547-245-200	LEC 1			T	4:00- 5:50P	KNSY PV 1200B	TACIROGLU, E.	80	15	SU	2.0
				RESTRICT: GRADUATE STUDENTS										
251C	HYDRO REMOTE SENSNG	Y	547-258-200	LEC 1			TBA			MOLOTCH, N.P.	30	20	LG	4.0
				RESTRICT: GRADUATE STUDENTS										
252	ECON-WTR&ENVR PLAN	Y	547-261-200	LEC 1			MR	4:00- 5:50P	MS 5127	KENDALL, D.R.	30	09	LG	4.0
				RESTRICT: GRADUATE STUDENTS										
258A	MEMBRN-AQUATC SSTMS	Y	547-290-200	LEC 1			TR	2:00- 3:50P	BOELTER 5422	HOEK, E.M.	30	15	LG	4.0
				RESTRICT: GRADUATE STUDENTS										
259A	TPCS-ENVIRNMNT ENGR	Y	547-296-200	LEC 1			T	11:00- 11:50A	BOELTER 4275		45	13	SU	2.0
				RESTRICT: GRADUATE STUDENTS										
261B	BIOL WATER TREATMNT	Y	547-307-200	LEC 1			TBA			STENSTROM, M.K.	25	20	LG	4.0
				RESTRICT: GRADUATE STUDENTS										
298	SEM IN ENGINEERING	Y	547-940-201	SEM 1			R	4:00- 5:50P	MS 5217	STEWART, J.P.	30	30	LG	2.0-4.0
				RESTRICT: GRADUATE STUDENTS										
				Civil and Environmental Engineering 298, seminar 1:										
		Y	547-940-202	SEM 2			TR	12:00- 1:50P	BOELTER 5264	JAY, J.A.	25	30	LG	2.0-4.0
495	TA TRAINING SEMINAR	Y	547-790-201	SEM 1			T	8:30- 9:50A	BOELTER 5422	ELMER, W.	15	30	SU	2.0
				RESTRICT: GRADUATE STUDENTS										

CLASSICS

Classics

A per-unit Instructional Enhancement Fee is assessed on most L&S undergraduate nontutorial classes. See the Miscellaneous Fee Chart at <http://www.registrar.ucla.edu/fees> for fee amounts.

30	CLASSICAL MYTHOLOGY	Y	-----	LEC 1			MWF	12:00- 12:50P	DODD 147	PURVES, A.C.	300	05	SO	5.0
		Y	148-055-201	DIS 1A			R	9:30- 10:45A	BUNCHE 3178		25			0.0
		Y	148-055-202	DIS 1B			TBA				25			0.0
		Y	148-055-203	DIS 1C			TBA				25			0.0
		Y	148-055-204	DIS 1D			R	11:00- 12:15P	PUB AFF 2325		25			0.0
		Y	148-055-205	DIS 1E			TBA				25			0.0
		Y	148-055-206	DIS 1F			R	12:30- 1:45P	PUB AFF 2325		25			0.0
		Y	148-055-207	DIS 1G			R	12:30- 1:45P	DODD 154		25			0.0
		Y	148-055-208	DIS 1H			R	2:00- 3:15P	PUB AFF 2242		25			0.0
		Y	148-055-209	DIS 1I			TBA				25			0.0
		Y	148-055-210	DIS 1J			R	3:30- 4:45P	PUB AFF 2325		25			0.0
		Y	148-055-211	DIS 1K			TBA				25			0.0
		Y	148-055-212	DIS 1L			R	3:30- 4:45P	PUB AFF 2238		25			0.0
51A	ART&ARCL-ANC GREECE	Y	-----	LEC 1			TR	9:30- 10:45A	HUMANTS A51	PAPADOPOULOS, J.K.	200	12	SO	5.0
		Y	148-106-201	DIS 1A			R	12:30- 1:45P	BUNCHE 2168		25			0.0
		Y	148-106-202	DIS 1B			TBA				25			0.0
		Y	148-106-203	DIS 1C			R	3:00- 4:15P	DODD 178		25			0.0
		Y	148-106-204	DIS 1D			R	3:30- 4:45P	PUB AFF 1337		25			0.0
		Y	148-106-205	DIS 1E			F	12:30- 1:45P	PUB AFF 2325		25			0.0
		Y	148-106-206	DIS 1F			F	11:00- 12:15P	PUB AFF 2325		25			0.0
		Y	148-106-207	DIS 1G			F	10:00- 11:50A	PUB AFF 1337		25			0.0
		Y	148-106-208	DIS 1H			F	1:00- 2:15P	DODD 162		25			0.0
143A	ANCIENT TRAGEDY	Y	148-522-200	LEC 1			TR	11:00- 12:15P	PUB AFF 2292	TELO, M.	15	13	SO	4.0
150A	FEM-GREEK LIT&CLTRE	Y	148-551-200	LEC 1			TR	2:00- 3:15P	DODD 167	BERGREN, A.L.	15	15	SO	4.0
M153K	GRECO-ROMAN PAINTNG	Y	148-670-200	LEC 1			TR	12:30- 1:45P	DODD 146	PAPADOPOULOS, J.K.	60	14	SO	4.0
				SAME AS: ART HIS M102K										
166A	GREEK RELIGION	Y	148-749-200	LEC 1			TR	9:30- 10:45A	DODD 167	MORRIS, S.P.	20	12	SO	4.0

CATALOG NUMBER	COURSE TITLE	ENF REQ IM	ID NUMBER	CLS TYP	SEC	FEE	DAYS	TIME	BUILDING/ ROOM	INSTRUCTOR	ENRL CAP	XC	GD TP	UNITS
150	COMMUNICATION RSRCH	Y	-----	LEC	1		TR	3:00- 4:50P	BUNCHE 1209B	PETERSON, S.M.	70	16	LG	5.0
				RESTRICT: COMMUNICATION STUDIES MAJORS, SENIORS AND ABOVE										
		Y	024-600-201	DIS	1A		T	2:00- 2:50P	BUNCHE 3164		20			0.0
		Y	024-600-202	DIS	1B		T	5:00- 5:50P	ROLFE 3135		20			0.0
		Y	024-600-203	DIS	1C		R	1:00- 1:50P	ROLFE 3135		20			0.0
151	COMP-MEDIATED COMM	Y	024-606-200	LEC	1		MWF	2:00- 2:50P	HAINES A18	GROELING, T.J.	75	07	LG	4.0
154	SOC COMM&NEW TECH	Y	024-624-200	LEC	1		TR	12:30- 1:45P	ROYCE 190	STEEN, F.F.	85	14	LG	4.0
160	POLITICAL COMUNCTN	Y	024-660-200	LEC	1		MWF	12:00- 12:50P	HAINES A18	GROELING, T.J.	100	05	LG	4.0
163	PUBLIC DIPLOMACY	Y	024-678-200	SEM	1		TR	9:30- 10:45A	ROLFE 3135	SANDERS, B.	20	30	LG	4.0
166	COMM DYNAMC-FILM&TV	Y	024-696-200	LEC	1		TR	11:00- 12:15P	HUMANTS 135	PETERSON, S.M.	100	13	LG	4.0
170	LEGAL COMMUNICATION	Y	024-720-200	LEC	1		TBA			ROSENTHAL, P.I.	50	30	LG	4.0
171	FREEDM-SPEECH&PRESS	Y	024-726-200	LEC	1		TR	3:30- 4:45P	HAINES A18	HUPPIN, M.A.	100	16	SO	4.0
M172	FREE SPEECH-WORKPLC	Y	024-732-200	LEC	1		M	5:00- 7:50P	ROYCE 362		100	30	SO	4.0
M176	VIS COMM&SOC ADVOCY	Y	024-756-200	LEC	1		TBA			VONBLUM, P.	25	30	LG	4.0
				RESTRICT: INSTRUCTOR CONSENT										
185	FLD STD-COMMUNICATN	Y	024-810-200	LEC	1		T	5:00- 6:50P	ROYCE 362	GREGORY, M.S.	50	30	PN	2.0-4.0
				RESTRICT: JUNIORS AND ABOVE										

COMMUNITY HEALTH SCIENCES

19	FIAT LUX FRSHMN SEM	N	040-058-201	SEM	1		M	9:00- 9:50A	SAC 304		20	30	PN	1.0
		N	040-058-202	SEM	2		M	10:00- 10:50A	SAC 304		20	30	PN	1.0
91	PEER HLTH CNSLR TRN	N	040-271-201	LEC	1		TR	3:00- 4:50P	PUB HLT		20	30	SO	4.0
100	INTRO-COMM HLTH SCI	N	040-301-200	LEC	1		TR	3:00- 4:50P	HLTHSCI		50	16	LG	4.0
				RESTRICT: PUBLIC HEALTH MAJOR										
CM170	IMPROVING WRKR HLTH	N	-----	LEC	1		T	12:00- 2:50P	PUB HLT 51279	DEL P. L.	0	30	SO	4.0
				SAME AS: LBR&WS M170										
187B	INTRO-AT-RISK POPLN	N	040-824-201	LEC	1		F	1:00- 3:50P	PUB HLT 71257	PRELIP, M.L.	20	30	LG	4.0
205	IMMIGRANT HEALTH	N	-----	LEC	1		R	12:00- 2:50P	PUB HLT 51279	WALLACE, S.P.	20	30	LG	4.0
				RESTRICT: GRADUATE STUDENTS										
211B	PROG PLAN&RSCH&EVAL	N	840-068-200	LEC	1		MW	10:00- 11:50A	HLTHSCI	BOURQUE, L.B.	90	03	LG	4.0
				RESTRICT: COMMUNITY HEALTH SCIENCES MAJORS										
M216	QUALTV RSCH MTHDLGY	N	840-096-200	DIS	1		R	3:00- 5:50P	PUB HLT 61235		15	30	LG	4.0
219	DATA ANALYSIS	N	840-116-201	SEM	1		M	1:00- 3:50P	PUB HLT	ANESHENSEL, C.S.	15	30	LG	4.0
224	NUTRITION & HEALTH	N	-----	LEC	1		MW	9:00- 10:50A	PUB HLT 61269	WANG, M.	20	30	SO	4.0
				RESTRICT: GRADUATE STUDENTS										
233	HNGR&FOOD INSECURTY	N	840-199-201	LEC	1		T	12:00- 2:50P	PUB HLT 71257	HARRISON, G.G.	20	30	LG	4.0
				RESTRICT: GRADUATE STUDENTS										
236	MANAGING DRUG ABUSE	N	840-217-200	LEC	1		R	12:00- 12:50P	PUB HLT 61262	IGUCHI, M.Y.	20	30	LG	4.0
				RESTRICT: GRADUATE STUDENTS										
246	WMN ROLES&FMLY HLTH	N	840-276-200	LEC	1		MW	3:00- 4:50P	PUB HLT	TAVROW, P.A.	20	30	LG	4.0
M252	HLTH POLICY ANLYSIS	N	840-312-200	LEC	1		F	9:00- 11:50A	PUB HLT 41268	NEEDLEMAN, J.	5	03	LG	4.0
				SAME AS: HLT SER M233										
				RESTRICT: GRADUATE STUDENTS										
254	INTENTIONAL DISASTR	N	840-324-201	LEC	1		F	10:00- 11:50A	PUB HLT 41235	HALPERT, R.C.	20	30	LG	2.0
M263	SOCIAL DEMOGRAPHY-LA	N	840-377-201	LEC	1		T	12:00- 2:50P	PUB HLT	PEBLEY, A.R.	20	30	LG	4.0
M264	LATIN AM TRAD MED	N	840-383-200	LEC	1		W	10:00- 12:50P	PUB HLT 41235	TAUB, B.	20	30	LG	4.0
				RESTRICT: GRADUATE STUDENTS										
270B	FOUNDNS-CMNTY HLTH	N	840-423-200	LEC	1		W	1:00- 4:50P	PUB HLT 41268	PEBLEY, A.R.	35	30	LG	4.0
				RESTRICT: COMMUNITY HEALTH SCIENCES MAJORS										
283	HLT PRMTN-OLDR ADLT	N	840-503-200	SEM	1		M	9:00- 11:50A	PUB HLT 71257	FRANK, J.C.	20	30	LG	4.0
				RESTRICT: GRADUATE STUDENTS										
284	SOCIOCLTR-MNTL HLTH	N	840-505-200	DIS	1		M	1:00- 3:50P	PUB HLT 41235	ANESHENSEL, C.S.	20	30	LG	4.0
				RESTRICT: GRADUATE STUDENTS										
286	DOCTORAL ROUNDTABLE	N	840-517-200	SEM	1		M	4:00- 5:50P	PUB HLT 41268	WALLACE, S.P.	45	30	SU	4.0
293	SOCL&BHVR RSCH-AIDS	N	840-559-200	DIS	1		T	1:00- 3:50P	PUB HLT	MORISKY, D.E.	20	30	LG	2.0-4.0
				RESTRICT: GRADUATE STUDENTS										
M418	RAPD SRVY-DEV CNTRY	N	840-635-200	LEC	1		MW	1:00- 2:50P	PUB HLT 61262	FRERICH, R.R.	5	30	LG	4.0
				SAME AS: EPIDEM M418										
				RESTRICT: INSTRUCTOR CONSENT										
M428	CHILD&FAMILY HEALTH	N	840-656-200	SEM	1		T	8:00- 9:50A	PUB HLT 61235	DU PLESSIS, H.M.	20	30	SO	2.0
				RESTRICT: GRADUATE STUDENTS										
431	FNDTNS REPRO HLTH	N	840-659-201	LEC	1		T	3:00- 5:50P	PUB HLT 51279	GIPSON, J.D.	20	30	SO	4.0
				RESTRICT: GRADUATE STUDENTS										
435	ADV ISS-WOMENS HLTH	N	840-665-200	SEM	1		T	12:00- 2:50P	PUB HLT	UPCHURCH, D.M.	20	30	LG	4.0
				RESTRICT: INSTRUCTOR CONSENT										
441	GLOBAL HLTH PROGRMS	N	840-685-201	LEC	1		R	1:00- 3:50P	PUB HLT	GALAL, O.M.	20	30	LG	4.0
447	HLTH&SOCIAL-MIDEAST	N	840-695-200	LEC	1		R	1:00- 3:50P	PUB HLT 61262	GALAL, O.M.	20	30	LG	4.0
				RESTRICT: GRADUATE STUDENTS										
CM470	IMPROVING WRKR HLTH	N	-----	LEC	1		T	12:00- 2:50P	PUB HLT 51279	DEL P. L.	30	30	SO	4.0
				SAME AS: ENV HLT M471										
				RESTRICT: GRADUATE STUDENTS										
482	PRCTCM-COMUNTY HLTH	N	840-765-300	DIS	2		TBA			PRELIP, M.L.	0	30	LG	4.0
				RESTRICT: HEALTH&ALLIED PROFESSIONAL MPH PROGR										
484	RISK COMMUNICATIONS	N	840-769-200	LEC	1		R	3:00- 5:50P	PUB HLT 41235	SHOAF, K.I.	20	30	LG	4.0
				RESTRICT: GRADUATE STUDENTS										

COMPARATIVE LITERATURE

A per-unit Instructional Enhancement Fee is assessed on most L&S undergraduate nontutorial classes. See the Miscellaneous Fee Chart at <http://www.registrar.ucla.edu/fees> for fee amounts.

COMPARATIVE LITERATURE POLICY FOR ATTENDANCE AND LATE ENROLLMENT IN ALL 2W AND 4W CLASSES: The department will cancel your enrollment in any Comparative Literature 2W and 4W class if you do not attend at least one of the first two class meetings. After the first week of classes, wait-listed students may enroll in Comparative Literature 2W and 4W classes only with permission to enroll obtained from the instructor.

1D	GREAT BOOKS	Y	-----	LEC	1		MW	11:00- 12:15P	ROYCE 154	BOUTAGHOU, F.M.	40	04	SO	5.0
		Y	152-004-201	DIS	1A		F	11:00- 11:50A	HUMANTS A48		20			0.0
		Y	152-004-202	DIS	1B		F	12:00- 12:50P	HUMANTS A48		20			0.0
2CW	SRV-LIT-ENLNTMT-20C	Y	-----	LEC	1		TR	10:00- 10:50A	KNSY PV 1220B	KOMAR, K.L.	150	13	LG	5.0
		Y	152-010-201	DIS	1A		TR	11:00- 11:50A	BUNCHE 3117		25			0.0
		Y	152-010-202	DIS	1B		TR	12:00- 12:50P	ROYCE 162		25			0.0
		Y	152-010-203	DIS	1C		TR	12:00- 12:50P	ROYCE 148		25			0.0
		Y	152-010-204	DIS	1D		TR	1:00- 1:50P	PUB AFF 1337		25			0.0
		Y	152-010-205	DIS	1E		TR	1:00- 1:50P	ROYCE 148		25			0.0
		Y	152-010-206	DIS	1F		TR	2:00- 2:50P	ROYCE 160		25			0.0

CATALOG NUMBER	COURSE TITLE	ENF REQ IM	ID NUMBER	CLS TYP	SEC	FEE	DAYS	TIME	BUILDING/ ROOM	INSTRUCTOR	ENRL CAP	XC	GD TP	UNITS
9	SOLAR SYSTM&PLANETS	Y	-----	LEC	1		TR	9:30- 10:45A	GEOLOGY 3656	ANGELOPOULOS, V.	75	12	SO	4.0
		Y	178-055-201	DIS	1A		R	1:00- 1:50P	GEOLOGY 4691		25			0.0
		Y	178-055-202	DIS	1B		R	2:00- 2:50P	GEOLOGY 4691		25			0.0
		Y	178-055-203	DIS	1C		R	3:00- 3:50P	GEOLOGY 4691		25			0.0
		Y	178-055-204	DIS	1D		R	4:00- 4:50P	GEOLOGY 4691		0			0.0
13	NATURAL DISASTERS	Y	178-039-200	LEC	1		WWF	2:00- 2:50P	GEOLOGY 3656	NEWMAN, W.I.	80	07	SO	5.0
15	INTROD-OCEANOGRAPHY	Y	-----	LEC	1		TR	11:00- 12:15P	MOORE	AURNOU, J.M.	300	13	SO	5.0
		Y	178-090-201	LAB	1A		M	9:00- 10:50A	GEOLOGY 3820		25			0.0
		Y	178-090-202	LAB	1B		M	11:00- 12:50P	GEOLOGY 3820		25			0.0
		Y	178-090-203	LAB	1C		M	1:00- 2:50P	GEOLOGY 3820		25			0.0
		Y	178-090-204	LAB	1D		M	3:00- 4:50P	GEOLOGY 3820		25			0.0
		Y	178-090-205	LAB	1E		T	9:00- 10:50A	GEOLOGY 3820		25			0.0
		Y	178-090-206	LAB	1F		T	1:00- 2:50P	GEOLOGY 3820		25			0.0
		Y	178-090-207	LAB	1G		T	3:00- 4:50P	GEOLOGY 3820		25			0.0
		Y	178-090-208	LAB	1H		W	9:00- 10:50A	GEOLOGY 3820		25			0.0
		Y	178-090-209	LAB	1I		W	11:00- 12:50P	GEOLOGY 3820		25			0.0
		Y	178-090-210	LAB	1J		W	1:00- 2:50P	GEOLOGY 3820		25			0.0
		Y	178-090-211	LAB	1K		W	3:00- 4:50P	GEOLOGY 3820		25			0.0
		Y	178-090-212	LAB	1L		R	9:00- 10:50A	GEOLOGY 3820		25			0.0
For Earth and Space Sciences 20, contact hall@ess.ucla.edu for additional information about the course and an enrollment application.														
20	NAT HST-SOUTHRN CAL	Y	-----	LEC	1		RF	1:00- 1:50P	GEOLOGY 5655	HALL JR, C.A.	20	15	SO	5.0
				RESTRICT: INSTRUCTOR CONSENT										
		Y	178-120-201	LAB	1A		F	2:00- 4:50P	GEOLOGY 5655	HALL JR, C.A.	20			0.0
				RESTRICT: INSTRUCTOR CONSENT										
For Earth and Space Sciences 98T, the required field trip is scheduled May 7 to 9, 2010.														
98T	OWENS VALLEY	Y	178-294-200	SEM	1		WF	2:30- 3:50P	GEOLOGY 3645	YIN, A.	12	30	LG	5.0
101	EARTH'S ENERGY	Y	178-307-200	LEC	1		TR	2:00- 3:15P	GEOLOGY 3656	MCKEEGAN, K.D.	80	30	SO	4.0
103A	IGNEOUS PETROLOGY	Y	-----	LEC	1		WWF	1:00- 1:50P	GEOLOGY 4641	SCHMITT, A.K.	25	06	SO	6.0
		Y	178-319-201	LAB	1A		WF	2:00- 4:50P	GEOLOGY 4641		25			0.0
103C	METAMRPHC PETROLOGY	Y	-----	LEC	1		WWF	9:00- 9:50A	GEOLOGY 4653	MANNING, C.E.	25	02	SO	6.0
		Y	178-321-201	LAB	1A		MW	10:00- 12:50P	GEOLOGY 4653		25			0.0
C109	ISOTOPE GEOCHEM	Y	178-356-200	LEC	1		TR	11:00- 12:15P	GEOLOGY 5644	SCHAUBLE, E.A.	20	13	SO	4.0
119	CONT DRFT&PLT TCTNC	Y	178-422-200	LEC	1		TR	2:30- 3:45P	GEOLOGY 3645	BIRD, G.P.	25	15	SO	4.0
121	ADV FIELD GEOLOGY	Y	-----	LEC	1		VAR		GEOLOGY	YIN, A.	20	30	SO	8.0
				RESTRICT: DEPARTMENT CONSENT										
		Y	178-434-201	FLD	1A			UNSCHE		YIN, A.	20			0.0
133	HIST®IONAL GEOL	Y	-----	LEC	1		TR	1:00- 2:15P	GEOLOGY 3645	INGERSOLL, R.V.	20	15	SO	4.0
		Y	178-501-201	DIS	1A		F	11:00- 1:50P	GEOLOGY 3645	INGERSOLL, R.V.	20			0.0
135	INT-APLD GEOPHYSICS	Y	-----	LEC	1		TR	9:30- 10:45A	GEOLOGY 3645	JACKSON, D.D.	20	12	SO	4.0
		Y	178-512-201	LAB	1A		M	2:00- 4:50P	GEOLOGY 4691		20			0.0
155	PLANETARY PHYSICS	Y	178-630-200	LEC	1		TBA			YOUNG, E.D.	10	30	SO	4.0
193C	JOURNAL CLUB SEM	Y	178-844-200	SEM	1		R	3:30- 5:20P	GEOLOGY 3656	SCHUBERT, G.	10	30	PN	1.0
200B	OCEAN&ATMOSPHERES	Y	578-004-200	LEC	1		T	11:00- 12:50P	GEOLOGY 4677	PAIGE, D.A.	20	30	SO	4.0
				RESTRICT: GRADUATE STUDENTS										
C209	ISOTOPE GEOCHEM	Y	578-042-200	LEC	1		TR	11:00- 12:15P	GEOLOGY 5644	SCHAUBLE, E.A.	10	13	SO	4.0
				RESTRICT: GRADUATE STUDENTS										
225A	PHY&CHEM PLAN INT 1	Y	578-150-200	LEC	1		TBA			KAVNER, A.	20	30	SO	4.0
				RESTRICT: GRADUATE STUDENTS										
229	PLANETARY ATMOSPHERS	Y	578-175-200	LEC	1		TBA			MITCHELL, J.L.	20	30	SO	4.0
				RESTRICT: GRADUATE STUDENTS										
235C	CURRNT RSCH-GEOCHEM	Y	578-212-200	DIS	1		W	4:00- 5:20P	GEOLOGY 4660	HARRISON, T.M.	15	30	SU	1.0
				RESTRICT: GRADUATE STUDENTS										
244	TCTNCS-SDMNT BASINS	Y	578-266-200	LEC	1		TBA			INGERSOLL, R.V.	10	30	SO	4.0
				RESTRICT: GRADUATE STUDENTS										
245C	RESEARCH-TECTONICS	Y	578-271-200	SEM	1		TBA			RHODES, E.J.	15	30	SU	1.0
				RESTRICT: GRADUATE STUDENTS										
261	MAGNETOSPH PLAS PHY	Y	578-366-200	LEC	1		TBA			MCPHERRON, R.L.	20	30	SO	4.0
				RESTRICT: GRADUATE STUDENTS										
M285	ORIGIN&EVOL-SOL SYS	Y	578-510-200	LEC	1		TR	2:00- 3:20P	BOELTER 5273	MARGOT, J.	15	30	SU	4.0
				SAME AS: ASTR M285										
				RESTRICT: GRADUATE STUDENTS										
286C	SEM-PLANETOLOGY	Y	578-518-200	SEM	1		TBA			WASSON, J.T.	15	30	SU	2.0
				RESTRICT: GRADUATE STUDENTS										
287C	SEISMLGY&EARTH INTR	Y	578-526-200	SEM	1		TBA			BOYCE, C.D.	15	30	SU	2.0
				RESTRICT: GRADUATE STUDENTS										
M288C	SEM-SPACE PHYSICS	Y	578-534-200	SEM	1		F	3:30- 4:50P	GEOLOGY 6704	MCPHERRON, R.L.	10	30	SU	2.0
				SAME AS: A&O SCI M275C										
				RESTRICT: GRADUATE STUDENTS										
293C	SPACE PHYS JOURNAL	Y	578-538-200	SEM	1		TBA			MCPHERRON, R.L.	20	30	SU	1.0
				RESTRICT: GRADUATE STUDENTS										
295C	CURNT RSRCH-E&S SCI	Y	578-575-200	LEC	1		R	3:30- 5:20P	GEOLOGY 3656	SCHUBERT, G.	30	30	SU	1.0
				RESTRICT: GRADUATE STUDENTS										
297	ADV TECH-GEOL RSRCH	Y	578-580-200	LEC	1		TBA			RHODES, E.J.	15	30	SU	2.0-4.0
				RESTRICT: GRADUATE STUDENTS										
298	ADVANCED TOPICS	Y	578-590-200	LEC	1		TBA			SCHOPF, J.W.	10	30	SO	2.0-4.0
				RESTRICT: GRADUATE STUDENTS										

ECOLOGY AND EVOLUTIONARY BIOLOGY

A per-unit Instructional Enhancement Fee is assessed on most L&S undergraduate nontutorial classes. See the Miscellaneous Fee Chart at <http://www.registrar.ucla.edu/fees> for fee amounts.

19	FIAT LUX FRSHMN SEM	Y	128-057-201	SEM	1		TBA			WAYNE, R.	20	30	PN	1.0
				RESTRICT: FIRST-YEAR FRESHMEN										
EE Biology 19, seminar 1:														
103	PLANT EVOLTN&SSTMTC	Y	-----	LEC	1		TR	9:30- 10:45A	BOTANY 325	GIBSON, A.C.	50	12	LG	5.0
				RESTRICT: EBE, MARINE, PLANT, BIO, CNSRVTN BIO										
		Y	128-318-201	LAB	1A		TR	11:00- 12:15P	BOTANY 109		25			0.0
		Y	128-318-202	LAB	1B		TR	12:30- 1:45P	BOTANY 109		25			0.0
105	BIOLOGY-INVERTEBRTS	Y	-----	LEC	1	\$ 25	MW	9:00- 10:20A	LAKRETZ 120	HALPIN, P.M.	40	02	SO	6.0
				RESTRICT: EBE, MARINE, OR PLANT MAJORS										
		Y	128-330-201	LAB	1A		TR	9:00- 11:50A	LS 1315		20			0.0
		Y	128-330-202	LAB	1B		TR	1:00- 3:50P	LS 1315		20			0.0

CATALOG NUMBER	COURSE TITLE	ENF REQ IM	ID NUMBER	CLS TYP	SEC	FEE	DAYS	TIME	BUILDING/ ROOM	INSTRUCTOR	ENRL CAP	XC	GD TP	UNITS
219C	ECON THRY&MATH ECON	Y	580-114-200	LEC	1		TBA			MEYER-TER-VEHN, M.	30	30	SU	4.0
			RESTRICT: ECONOMICS GRADUATE STUDENTS											
221C	MONETARY ECON III	Y	580-127-200	LEC	1		TBA			HELLWIG, C.	20	30	SO	4.0
			RESTRICT: ECONOMICS GRADUATE STUDENTS											
228C	SEM-MONETARY ECON	Y	580-168-200	SEM	1		TBA			HELLWIG, C.	30	30	SU	4.0
			RESTRICT: ECONOMICS GRADUATE STUDENTS											
229C	WKSHP-MONETARY ECON	Y	580-174-200	LEC	1		TBA			HELLWIG, C.	40	30	SU	4.0
			RESTRICT: ECONOMICS GRADUATE STUDENTS											
232C	TOPICS-ECONOMETRICS	Y	580-195-200	LEC	1		TBA			GUGGENBERGER, P.	30	30	SO	4.0
			RESTRICT: ECONOMICS GRADUATE STUDENTS											
232M	TOPICS-ECONOMETRICS	Y	580-200-200	LEC	1		VAR			BUCHINSKY, M.	20	30	SO	4.0
			RESTRICT: ECONOMICS GRADUATE STUDENTS											
238C	PROSEM-ECONOMETRICS	Y	580-230-200	SEM	1		TBA			MATZKIN, R.L.	30	30	SU	4.0
			RESTRICT: ECONOMICS GRADUATE STUDENTS											
239C	WRKSH-P-ECONOMETRICS	Y	580-236-200	LEC	1		TBA			MATZKIN, R.L.	30	30	SU	4.0
			RESTRICT: ECONOMICS GRADUATE STUDENTS											
243A	TOPCS-ECONOMIC HIST	Y	580-261-200	LEC	1		TBA			BOUSTAN, L.M.	20	30	SO	4.0
			RESTRICT: ECONOMICS GRADUATE STUDENTS											
C246C	ECONOMIC HISTORY	Y	580-297-200	SEM	1		TBA			LAMOREAUX, N.R.	30	30	SU	4.0
			RESTRICT: ECONOMICS GRADUATE STUDENTS											
248C	ECONOMIC HISTORY	Y	580-313-200	SEM	1		TBA			LAMOREAUX, N.R.	30	30	SU	4.0
			RESTRICT: ECONOMICS GRADUATE STUDENTS											
252	ECON OF FEDERALISM	Y	580-337-200	LEC	1		TBA			THOMPSON, E.A.	16	30	SO	4.0
			RESTRICT: ECONOMICS GRADUATE STUDENTS											
262D	DEVELOPMENT ECON	Y	580-373-200	LEC	1		TBA			DUPAS, P.M.	20	30	SO	4.0
			RESTRICT: ECONOMICS GRADUATE STUDENTS											
268C	SEM-LABOR&POPULATN	Y	580-414-200	SEM	1		TBA			THE STAFF	30	30	SU	4.0
			RESTRICT: ECONOMICS GRADUATE STUDENTS											
269C	WORKSHOP-LABOR ECON	Y	580-422-200	LEC	1		TBA				40	30	SU	4.0
			RESTRICT: ECONOMICS GRADUATE STUDENTS											
271C	MATH THRY-INDUS ORG	Y	580-429-200	LEC	1		TBA			HOPENHAYN, E.	20	30	SO	4.0
			RESTRICT: ECONOMICS GRADUATE STUDENTS											
278C	INDSTR L ORGN®LTN	Y	580-474-200	SEM	1		TBA			HOPENHAYN, H.A.	30	30	SU	4.0
			RESTRICT: ECONOMICS GRADUATE STUDENTS											
279C	WRKSH-P-BUSINESS ORG	Y	580-480-200	LEC	1		TBA			HOPENHAYN, H.A.	40	30	SU	4.0
			RESTRICT: ECONOMICS GRADUATE STUDENTS											
282C	TPCS-INTERNTNL ECON	Y	580-495-200	LEC	1		T	5:00- 7:20P	BUNCHE 9294		0	30	SO	4.0
C285C	INTERNATIONAL ECON	Y	580-512-200	SEM	1		W	3:30- 4:50P	BUNCHE 2181	TORNELL, A.	25	30	SU	4.0
			RESTRICT: ECONOMICS GRADUATE STUDENTS											
287C	ECONOMIC DEVELOPMNT	Y	580-522-200	LEC	1		TBA			HARBERGER, A.C.	24	30	SO	4.0
			RESTRICT: ECONOMICS GRADUATE STUDENTS											
288C	INTRNTL&DEVELP ECON	Y	580-528-200	SEM	1		TBA			TORNELL, A.	24	30	SU	4.0
			RESTRICT: ECONOMICS GRADUATE STUDENTS											
291C	ASSET PRICE&FRCSTNG	Y	580-538-200	LEC	1		TBA			PYCIA, M.G.	20	30	SO	4.0
			RESTRICT: ECONOMICS GRADUATE STUDENTS											
495	TCHNG-COLLEGE ECON	Y	580-775-200	SEM	1		F	2:00- 3:50P	BUNCHE A152	WRIGHT, M.L.	20	30	SU	2.0
			RESTRICT: ECONOMICS GRADUATE STUDENTS											
EDUCATION														
19	FIAT LUX FRSHMN SEM	Y	183-057-200	SEM	1		R	4:00- 5:50P	MOORE	WILMS, W.W.	20	30	PN	1.0
			RESTRICT: FIRST-YEAR FRESHMEN											
Education 19, seminar 1: Getting Ready to Mediate														
92A	TCHNG&LEARNNG METHS	Y	183-276-200	SEM	1		TBA			BARBEE, B.L.	50	20	LG	4.0
			RESTRICT: INSTRUCTOR CONSENT											
92C	DYNMCS-PEER MENTOR	Y	183-278-200	SEM	1		TBA			BARBEE, B.L.	40	20	LG	4.0
			RESTRICT: INSTRUCTOR CONSENT											
M102	MEX-AM&THE SCHOOLS	Y	183-348-200	SEM	1		TBA			HUBER, L.M.	30	30	SO	4.0
			SAME AS: CHICANO M102											
120	EARLY CHILDHOOD DEV	Y	183-420-200	SEM	1		TR	9:00- 10:50A		BAILIS, P.G.	30	30	LG	5.0
			RESTRICT: EDUCATION MINORS											
123	TEACHING PROFESSION	Y	183-438-201	SEM	1		TR	1:00- 2:50P		BAILIS, P.G.	30	30	LG	5.0
			RESTRICT: EDUCATION MINORS											
C126	EDUCATNL ANTHROPLGY	Y	183-455-101	SEM	1		R	9:00- 12:50P	MOORE	TANAKA, G.K.	30	30	LG	5.0
			RESTRICT: EDUCATION MINORS											
130	RACE&CLASS&INEQUAL	Y	-----	LEC	1		W	1:00- 2:50P	HAINES 39	HUNTER, J.D.	140	30	LG	5.0
			RESTRICT: EDUCATION MINORS											
			183-480-201	DIS	1A		W	3:00- 4:50P	GEOLOGY 4645		20			0.0
			183-480-202	DIS	1B		W	3:00- 4:50P	BUNCHE 2168		20			0.0
			183-480-203	DIS	1C		W	3:00- 4:50P	DODD 78		20			0.0
			183-480-204	DIS	1D		W	3:00- 4:50P	PUB AFF 1337		20			0.0
			183-480-205	DIS	1E		W	3:00- 4:50P	PUB AFF 2242		20			0.0
			183-480-206	DIS	1F		W	3:00- 4:50P	ROYCE 156		20			0.0
			183-480-207	DIS	1G		W	3:00- 4:50P	ROYCE 164		20			0.0
131	AMER ED-HIST&CULTRE	Y	183-486-201	SEM	1		T	1:00- 4:50P	MOORE	COHEN, S.	20	30	LG	5.0
			RESTRICT: EDUCATION MINORS											
138	URBAN EDUCATION	Y	-----	LEC	1		MW	9:00- 10:50A		MORRELL, E.D.	60	02	LG	5.0
			RESTRICT: EDUCATION MINORS											
			183-528-201	DIS	1A		VAR		MOORE	MORRELL, E.D.	60			0.0
150	STUDENT DEVELOPMENT	Y	183-600-201	SEM	1		TBA			RHOADS, R.A.	30	30	PN	2.0
			RESTRICT: INSTRUCTOR CONSENT											
			183-600-202	SEM	2		TBA			RHOADS, R.A.	30	30	PN	2.0
			RESTRICT: INSTRUCTOR CONSENT											
			183-600-203	SEM	3		TBA			RHOADS, R.A.	30	30	PN	2.0
			RESTRICT: INSTRUCTOR CONSENT											
			183-600-204	SEM	4		TBA			RHOADS, R.A.	30	30	PN	2.0
			RESTRICT: INSTRUCTOR CONSENT											
			183-600-205	SEM	5		TBA			RHOADS, R.A.	30	30	PN	2.0
			RESTRICT: INSTRUCTOR CONSENT											
			183-600-206	SEM	6		TBA			RHOADS, R.A.	30	30	PN	2.0
			RESTRICT: INSTRUCTOR CONSENT											
			183-600-207	SEM	7		TBA			RHOADS, R.A.	30	30	PN	2.0
			RESTRICT: INSTRUCTOR CONSENT											

CATALOG NUMBER	COURSE TITLE	ENF REQ IM	ID NUMBER	CLS TYP	SEC	FEE	DAYS	TIME	BUILDING/ ROOM	INSTRUCTOR	ENRL CAP	XC	GD TP	UNITS	
19	FIAT LUX FRSHMN SEM	Y	196-141-209	DIS	1I		F	12:00- 12:50P	PAB 1749		20			0.0	
		Y	196-141-210	DIS	1J		F	12:00- 12:50P	PUB AFF 2292		20			0.0	
		Y	196-056-200	SEM	1		W	2:00- 2:50P	HAINES A82	STEFANS, B.K.	20	30	PN	1.0	
		RESTRIC: FIRST-YEAR FRESHMEN English 19, seminar 1: Playful Forms: Writing Workshop													
M50	INTR-VISUAL CULTURE	Y	196-056-201	SEM	2		T	2:00- 3:30P	MS 3915A	MANIQUIS, R.M.	20	30	PN	1.0	
		RESTRIC: FIRST-YEAR FRESHMEN English 19, seminar 2: Reading and Discussion of Huckleberry Finn													
88M	LITERATURE&SOCIETY	Y	196-170-201	DIS	1A		F	12:30- 1:45P	HUMANTS 135	MCHUGH, K.A.	80	14	SO	5.0	
		SAME AS: FILM TV M50													
		Y	196-170-202	DIS	1B		F	12:00- 12:50P	BUNCHE 3178			20			0.0
		Y	196-170-203	DIS	1C		F	1:00- 1:50P	MS 3915A			20			0.0
		Y	196-170-204	DIS	1D		F	1:00- 1:50P	HAINES A6			20			0.0
90	SHAKESPEARE	Y	196-198-200	SEM	1		R	9:00- 11:50A	HAINES A28		20			0.0	
		English 88M, seminar 1: Fashion for the Fashionable: Ton, Popularity, and Narrative Form, 1825-2010													
M104B	AFR-AM-HRLM REN-60S	Y	196-234-201	DIS	1A		F	12:00- 12:50P	HUMANTS A60	RICHSTAD, J.S.	15	30	SO	5.0	
		English 88M, seminar 1: Fashion for the Fashionable: Ton, Popularity, and Narrative Form, 1825-2010													
		Y	196-234-202	DIS	1B		F	12:00- 12:50P	HUMANTS A60			20			0.0
		Y	196-234-203	DIS	1C		F	1:00- 1:50P	HUMANTS A60			20			0.0
		Y	196-234-204	DIS	1D		F	1:00- 1:50P	HUMANTS A60			20			0.0
M104C	AFR-AM LIT-1960S ON	Y	196-338-200	LEC	1		MW	4:00- 5:50P	HUMANTS A60	RICHSTAD, J.S.	15	30	SO	5.0	
		Y	196-339-200	LEC	1		MW	12:00- 1:50P	HUMANTS A60	RICHSTAD, J.S.	15	30	SO	5.0	
M105B	RECENT CHICANO LIT	Y	196-352-200	LEC	1		TR	2:00- 3:50P	HUMANTS A60	RICHSTAD, J.S.	15	30	SO	5.0	
		SAME AS: AFRO-AM M104C SAME AS: CHICANO M105B													
108A	ENGL BIBLE AS LIT	Y	196-368-201	DIS	1A		W	3:00- 3:50P	HUMANTS A32		20			0.0	
		Y	196-368-202	DIS	1B		W	3:00- 3:50P	ROYCE 160		20			0.0	
		Y	196-368-203	DIS	1C		W	4:00- 4:50P	HAINES A20		20			0.0	
		Y	196-368-204	DIS	1D		W	4:00- 4:50P	ROYCE 160		20			0.0	
		Y	196-371-201	DIS	1A		R	1:00- 1:50P	HUMANTS A40		20			0.0	
109	INTRDSPLN APRCH-LIT	Y	196-371-202	DIS	1B		R	1:00- 1:50P	MS 7608		20			0.0	
		Y	196-371-203	DIS	1C		R	2:00- 2:50P	MS 5203		20			0.0	
121	HIST OF ENGL LANG	Y	196-371-204	DIS	1D		R	2:00- 2:50P	SLICHTR 2834		20			0.0	
		Y	196-450-200	LEC	1		MW	10:00- 11:50A	ROYCE 162	STOCKWELL, D.M.	40	03	SO	4.0	
		English 109, lecture 1: American Political Novel													
		For English 133, enrollment is by instructor consent only on the basis of writing submissions. Information is available in 149 Humanities Building.													
133	CREATV WRIT-POETRY	Y	196-483-200	LEC	1		T	9:00- 11:50A	HUMANTS 222B	MULLEN, H.R.	15	30	SO	5.0	
		Y	196-483-201	LEC	2		T	12:00- 2:50P	HUMANTS 222B	STEFANS, B.K.	15	30	SO	5.0	
134	CREAT WRIT-SHT STRY	Y	196-491-200	LEC	1		M	11:00- 1:50P	HUMANTS 222B	HUNEVEN, M.R.	15	30	SO	5.0	
		RESTRIC: INSTRUCTOR CONSENT For English 134, enrollment is by instructor consent only on the basis of writing submissions. Information is available in 149 Humanities Building.													
140A	CRITICISM-HIST&THRY	Y	196-508-200	LEC	1		MW	2:00- 3:50P	PUB AFF 2232	HUEHLS, M.A.	55	07	SO	5.0	
141A	CHAUCER-CBURY TALES	Y	196-514-200	LEC	1		TR	10:00- 11:50A	BUNCHE 3164	CHISM, C.N.	40	13	SO	5.0	
		RESTRIC: ENGLISH MAJORS OR MINORS													
142A	SHAKES-POEM&ER PLAY	Y	196-514-201	LEC	2		MW	2:00- 3:50P	PUB AFF 2238	JAGER, E.	40	07	SO	5.0	
		RESTRIC: ENGLISH MAJORS OR MINORS													
		Y	196-514-202	LEC	3		TR	2:00- 3:50P	BUNCHE 3156	CUNNINGHAM, K.J.	40	15	SO	5.0	
		RESTRIC: ENGLISH MAJORS OR MINORS													
		Y	196-519-201	DIS	1A		R	4:00- 4:50P	MS 7608		20			0.0	
142B	SHAKESP-LATER PLAYS	Y	196-519-202	DIS	1B		R	4:00- 4:50P	HAINES A6		20			0.0	
		Y	196-519-203	DIS	1C		R	4:00- 4:50P	HUMANTS A46		20			0.0	
		Y	196-519-204	DIS	1D		R	5:00- 5:50P	HUMANTS A26		20			0.0	
		Y	196-519-205	DIS	1E		R	5:00- 5:50P	HAINES 122		20			0.0	
		Y	196-519-206	DIS	1F		R	5:00- 5:50P	HUMANTS A46		20			0.0	
		Y	196-521-201	DIS	1A		W	4:00- 4:50P	MOORE 1003		20			0.0	
		Y	196-521-202	DIS	1B		W	4:00- 4:50P	DODD 154		20			0.0	
		Y	196-521-203	DIS	1C		W	4:00- 4:50P	HAINES A76		20			0.0	
142C	SHAKESPEARE-TOPICS	Y	196-521-204	DIS	1D		W	5:00- 5:50P	HUMANTS A48		20			0.0	
		Y	196-521-205	DIS	1E		W	5:00- 5:50P	DODD 154		20			0.0	
		Y	196-521-206	DIS	1F		W	5:00- 5:50P	HAINES A76		20			0.0	
		Y	196-523-200	LEC	1		MW	2:00- 3:50P	ROLFE 3126	DICKEY, S.J.	55	07	SO	5.0	
		RESTRIC: ENGL OR AM LIT&CULT MAJOR OR MINOR													
143	MILTON	Y	196-525-201	DIS	1A		W	3:00- 3:50P	MS 3915A		20			0.0	
		Y	196-525-202	DIS	1B		W	3:00- 3:50P	MOORE 1003		20			0.0	
151	ELIZABETHAN LIT	Y	196-525-203	DIS	1C		W	3:00- 3:50P	ROLFE 3105		20			0.0	
		Y	196-525-204	DIS	1D		W	4:00- 4:50P	ROLFE 3105		20			0.0	
		Y	196-525-205	DIS	1E		W	4:00- 4:50P	MS 5233		20			0.0	
		Y	196-525-206	DIS	1F		W	4:00- 4:50P	MS 5203		20			0.0	
		Y	196-553-200	LEC	1		TR	4:00- 5:50P	HAINES A25	SHUGER, D.K.	55	16	SO	5.0	
		RESTRIC: ENGL OR AM LIT&CULT MAJOR OR MINOR													
153	LIT-EARLY 17 CENT	Y	196-559-200	LEC	1		TR	12:00- 1:50P	ROLFE 3126	POST, J.F.	55	14	SO	5.0	
155	LIT LATER 18TH CEN	Y	196-565-200	LEC	1		MW	12:00- 1:50P	PUB AFF 2270	DEUTSCH, H.E.	55	05	SO	5.0	
		RESTRIC: ENGL OR AM LIT&CULT MAJOR OR MINOR													
157	THE NOVEL TO 1832	Y	196-571-200	LEC	1		MW	10:00- 11:50A	PUB AFF 2232	KAREEM, S.T.	55	03	SO	5.0	
RESTRIC: ENGL OR AM LIT&CULT MAJOR OR MINOR															

CATALOG NUMBER	COURSE TITLE	ENF REQ IM	ID NUMBER	CLS TYP	SEC	FEE	DAYS	TIME	BUILDING/ ROOM	INSTRUCTOR	ENRL CAP	XC	GD TP	UNITS
161	LATER ROMANTIC LIT	Y	-----	LEC 1			MW	4:00- 5:50P	ROYCE 190	MANIQUIIS, R.M.	120	09	SO	5.0
				RESTRICT: ENGL OR AM LIT&CULT MAJOR OR MINOR										
		Y	196-582-201	DIS 1A			F	12:00- 12:50P	MS 5233		20			0.0
		Y	196-582-202	DIS 1B			F	12:00- 12:50P	PUB AFF 2284		20			0.0
		Y	196-582-203	DIS 1C			F	12:00- 12:50P	BUNCHE 3164		20			0.0
		Y	196-582-204	DIS 1D			F	1:00- 1:50P	HAINES A82		20			0.0
		Y	196-582-205	DIS 1E			F	1:00- 1:50P	HAINES A74		20			0.0
		Y	196-582-206	DIS 1F			F	1:00- 1:50P	MS 3915A		20			0.0
171A	AMER LIT 1832-1865	Y	196-646-200	LEC 1			TR	10:00- 11:50A	PAB 1434A	COLACURCIO, M.J.	45	13	SO	5.0
				RESTRICT: ENGL OR AM LIT&CULT MAJOR OR MINOR										
171B	AMER LIT 1866-1912	Y	196-647-200	LEC 1			TR	2:00- 3:50P	ROLFE 3126	DIMURO, J.A.	55	15	SO	5.0
				RESTRICT: ENGL OR AM LIT&CULT MAJOR OR MINOR										
172A	AMER LIT 1912-1945	Y	196-652-200	LEC 1			TR	4:00- 5:50P	ROLFE 3126	MCGURL, M.J.	55	16	SO	5.0
				RESTRICT: ENGL OR AM LIT&CULT MAJOR OR MINOR										
172B	AMER LIT SINCE 1945	Y	196-653-200	LEC 1			MW	10:00- 11:50A	ROLFE 3126	NGAI, S.	55	03	SO	5.0
				RESTRICT: ENGL OR AM LIT&CULT MAJOR OR MINOR										
173C	AMER FCTN SNCE 1945	Y	-----	LEC 1			TR	12:00- 1:50P	KNSY PV 1200B	MCGURL, M.J.	120	14	SO	5.0
				RESTRICT: ENGL OR AM LIT&CULT MAJOR OR MINOR										
		Y	196-660-201	DIS 1A			R	3:00- 3:50P	HUMANTS A56		20			0.0
		Y	196-660-202	DIS 1B			R	3:00- 3:50P	HUMANTS A48		20			0.0
		Y	196-660-203	DIS 1C			R	4:00- 4:50P	HUMANTS A56		20			0.0
		Y	196-660-204	DIS 1D			R	4:00- 4:50P	HUMANTS A48		20			0.0
		Y	196-660-205	DIS 1E			R	3:00- 3:50P	MS 3915A		20			0.0
		Y	196-660-206	DIS 1F			R	4:00- 4:50P	MS 3915A		20			0.0
174B	AMER PTRY 1900-1945	Y	196-665-200	LEC 1			MW	4:00- 5:50P	ROYCE 154	LINCOLN, K.R.	45	09	SO	5.0
				RESTRICT: ENGL OR AM LIT&CULT MAJOR OR MINOR										
176	AMERICAN DRAMA	Y	196-676-200	LEC 1			MW	4:00- 5:50P	ROLFE 3126	GOODWIN, J.E.	55	09	SO	5.0
				RESTRICT: ENGL OR AM LIT&CULT MAJOR OR MINOR										
177	SPECL TPCS-AMER LIT	Y	196-682-200	LEC 1			TR	12:00- 1:50P	PUB AFF 2238	SUNDOQUIST, E.J.	55	14	SO	5.0
				RESTRICT: ENGL OR AM LIT&CULT MAJOR OR MINOR										
	English 177, lecture 1: American Literature of Holocaust	Y	196-682-201	LEC 2			MW	12:00- 1:50P	ROLFE 3126	BURROWS, S.	45	05	SO	5.0
				RESTRICT: ENGL OR AM LIT&CULT MAJOR OR MINOR										
	English 177, lecture 2: American Literature and Camera	Y	196-628-200	LEC 1			TR	10:00- 11:50A	ROLFE 3126	LEE, R.C.	55	13	SO	5.0
				RESTRICT: ENGL OR AM LIT&CULT MAJOR OR MINOR										
	English 178A, lecture 1: Gross Anatomy: Narrating through Body Parts	Y	196-774-200	SEM 1			W	12:00- 2:50P	ROLFE 3131	STREETER, C.A.	5	30	SO	5.0
				SAME AS: AFRO-AM M179A										
				RESTRICT: SENIOR AMERICAN LIT AND CULTURE										
	English M179A, seminar 1:	Y	196-774-201	SEM 2			W	3:00- 5:50P	HUMANTS A56	YARBOROUGH, R.A.	10	09	SO	5.0
				RESTRICT: SENIOR AMERICAN LIT AND CULTURE										
	English M179A, seminar 2: Harlem Renaissance	Y	196-781-201	SEM 1			T	9:00- 11:50A	HUMANTS A60	LINCOLN, K.R.	15	30	SO	5.0
				RESTRICT: SENIOR AMERICAN LIT AND CULTURE										
	English 180, seminar 1:	Y	196-781-202	SEM 2			R	12:00- 2:50P	HUMANTS A60	DEUTSCH, H.E.	15	30	SO	5.0
				RESTRICT: SENIOR ENGLISH MAJORS										
	English 180, seminar 2: Illness Narrative as Genre	Y	196-781-203	SEM 3			W	3:00- 5:50P	HUMANTS A60	GOYAL, Y.	15	30	SO	5.0
				RESTRICT: SENIOR ENGLISH MAJORS										
	English 180, seminar 3:	Y	196-781-204	SEM 4			M	10:00- 12:50P	HUMANTS A56	BAUERKEMPER, J.K.	15	30	SO	5.0
				RESTRICT: SENIOR ENGLISH MAJORS										
	English 180, seminar 4: Indigenous Literary Transnationalisms	Y	196-781-205	SEM 5			T	3:00- 5:50P	HUMANTS A60	REINHARD, K.	15	30	SO	5.0
				RESTRICT: SENIOR ENGLISH MAJORS										
	English 180, seminar 5: Opera and Literature: Wagner's Der Ring des Nibelungen	Y	196-787-200	SEM 1			T	9:00- 11:50A	ROLFE 3114	ALLEN, M.J.	15	30	SO	5.0
				RESTRICT: INSTRUCTOR CONSENT										
	English 181B, seminar 1: Humanism: Shakespeare and Michelangelo	Y	196-787-201	SEM 2			T	12:00- 2:50P	ROLFE 3114	BRAUNMULLER, A.R.	15	30	SO	5.0
				RESTRICT: INSTRUCTOR CONSENT										
181F	VICTORIAN LIT	Y	196-792-200	SEM 1			T	1:00- 3:50P	OFF CAM	BRISTOW, J.E.	10	30	SO	5.0
				RESTRICT: SENIOR ENGLISH MAJORS										
	English 181F, seminar 1: Wilde Archive at Clark Library	Y	196-796-200	SEM 1			W	9:00- 11:50A	HUMANTS A60	COLACURCIO, M.J.	15	30	SO	5.0
				RESTRICT: SENIOR AMERICAN LIT AND CULTURE										
	English 182B, seminar 1: Ralph Waldo Emerson	Y	196-796-201	SEM 2			T	12:00- 2:50P	HUMANTS A60	PACKER, B.L.	15	30	SO	5.0
				RESTRICT: SENIOR AMERICAN LIT AND CULTURE										
	English 182B, seminar 2: Henry David Thoreau: How to Become a Writer	Y	196-797-201	SEM 1			W	9:00- 11:50A	PUB AFF 2319	HUEHLS, M.A.	15	30	SO	5.0
				RESTRICT: SENIOR AMERICAN LIT AND CULTURE										
	English 182C, seminar 1: Circuits, Vs, Arcs, and Lines: Thomas Pynchon's America	Y	196-797-202	SEM 2			W	12:00- 2:50P	ROLFE 3114	MOTT, C.M.	15	30	SO	5.0
				RESTRICT: SENIOR AMERICAN LIT AND CULTURE										
	English 182C, seminar 2: Pornography and Politics of Sexual Representation	Y	196-797-203	SEM 3			M	1:00- 3:50P	HUMANTS A56	NGAI, S.	15	30	SO	5.0
				RESTRICT: SENIOR AMERICAN LIT AND CULTURE										
	English 182C, seminar 3: Paranoid Imagination: Case Studies in Literature, Theory, and Film	Y	196-797-204	SEM 4			M	3:00- 6:50P	HUMANTS 135	GROBEL, L.M.	115	30	SO	5.0
				RESTRICT: SENIOR AMERICAN LIT AND CULTURE										
	English 182C, seminar 4: Articles to Film	Y	196-845-201	SEM 1			F	12:00- 2:50P	HUMANTS A56	DIMURO, J.A.	15	30	LG	5.0
				RESTRICT: DEPARTMENT CONSENT										
	For English 191H, seminar 3, enrollment is limited to students proposing to produce a creative thesis pursuant to their eligibility for the creative writing concentration in English.	Y	196-845-202	SEM 2			F	12:00- 2:50P	HUMANTS A60	CUNNINGHAM, K.J.	15	30	LG	5.0
				RESTRICT: DEPARTMENT CONSENT										
		Y	196-845-203	SEM 3			F	12:00- 2:50P	HUMANTS A40	WILSON, R.	15	30	LG	5.0
				RESTRICT: DEPARTMENT CONSENT										
244	OLD&MEDIVL ENGL LIT	Y	596-318-200	LEC 1			T	3:00- 5:50P	HUMANTS A56	JAGER, E.	12	30	SO	4.0
				RESTRICT: ENGLISH GRADUATE STUDENTS										

CATALOG NUMBER	COURSE TITLE	ENF REQ IM	ID NUMBER	CLS TYP	SEC	FEE	DAYS	TIME	BUILDING/ ROOM	INSTRUCTOR	ENRL CAP	XC	GD TP	UNITS
For English Composition 100W, nonattendance in the first week will result in cancellation of enrollment. See policy statement at head of section. Lectures 1 and 2 may be limited to transfer students within their first three terms of UCLA enrollment. To enroll or join the wait list, e-mail a "Request to Join Eng Comp 100W TIP Section" that includes your name, student I.D. number, and course I.D. number of preferred section to mcgraw@humet.ucla.edu. Eligible students receive notification of their enrollment or wait-list status within two business days from receipt of their request.														
100W	ACADEMIC WRITING	Y	194-301-201	LEC	1		TR	12:00- 1:50P	HUMANTS A68	LISLE, B.J.	20	30	LG	5.0
	English Composition 100W, lecture 1:	Y	194-301-207	LEC	7		TR	8:00- 9:50A	HAINES A20		0	30	LG	5.0
	English Composition 100W, lecture 7:	Y	194-301-208	LEC	8		MW	4:00- 5:50P	HUMANTS A68		0	30	LG	5.0
M495E	SPRVS D TEACHNG PREP	Y	600-683-200	SEM	1		W	12:00- 1:50P	PUB AFF 2333	HOLTEN, C.	0	30	SU	2.0
ENVIRONMENT														
A per-unit Instructional Enhancement Fee is assessed on most L&S undergraduate nontutorial classes. See the Miscellaneous Fee Chart at http://www.registrar.ucla.edu/fees for fee amounts.														
M1CW	GLOBAL ENVIRON-TPCS	Y	184-003-201	SEM	1		W	12:00- 2:50P	PUB AFF 2317		0	30	LG	5.0
	Environment M1CW, seminar 1:	Y	184-003-202	SEM	2		W	9:00- 11:50A	COVEL 210	SHIPE, R.F.	0	30	LG	5.0
	Environment M1CW, seminar 2:	Y	184-003-203	SEM	3		M	11:00- 1:50P	LAKRETZ 101		0	30	LG	5.0
	Environment M1CW, seminar 3:	Y	184-003-204	SEM	4		W	3:00- 5:50P	PUB AFF 2317		0	30	LG	5.0
	Environment M1CW, seminar 4:	Y	184-003-205	SEM	5		TR	9:30- 10:45A	HAINES A82	GLICKFELD, M.J.	0	30	LG	5.0
	Environment M1CW, seminar 5:	Y	184-003-206	SEM	6		T	12:00- 2:50P	LAKRETZ 300A	STOLZENBACH, K.D.	0	30	LG	5.0
	Environment M1CW, seminar 6:	Y	184-003-207	SEM	7		T	12:00- 2:50P	PUB AFF 1343		0	30	LG	5.0
	Environment M1CW, seminar 7:	Y	184-003-207	SEM	7		T	12:00- 2:50P	PUB AFF 1343		0	30	LG	5.0
12	SUSTNBLTY&ENVIRNMNT	Y	-----	LEC	1		MWF	10:00- 10:50A	KNSY PV 1240B		50	03	LG	4.0
		Y	184-036-201	DIS	1A		F	12:00- 12:50P	BOELTER 5422		25			0.0
		Y	184-036-202	DIS	1B		F	1:00- 1:50P	BOELTER 5422		25			0.0
M134	ENVIRONMENTAL ECON	Y	184-504-200	LEC	1		MW	10:00- 11:20A	ROLFE 1200	KAHN, M.E.	100	03	SO	4.0
		Y	-----	LEC	1		T	6:00- 8:50P	BOTANY 325	THE STAFF	50	22	SO	4.0
		Y	184-696-201	DIS	1A		TBA				25			0.0
		Y	184-696-202	DIS	1B		TBA				25			0.0
170	ENVIRON SCI COLLOQM	Y	184-720-200	SEM	1		W	4:00- 5:30P	LAKRETZ 110	SMITH, T.B.	250	30	PN	1.0
180C	PRACTICUM ENVIR SCI	Y	184-782-200	LAB	1		F	9:00- 11:50A	HAINES A18	SHIPE, R.F.	70	30	LG	5.0
		Y	-----	LEC	1		F	4:00- 5:15P	WG YOUNG 4216	KRAUSE, I.C.	50	30	LG	2.0
185B	SUSTNBL LIVNG PRGRM	Y	-----	LEC	1		F	4:00- 5:15P	WG YOUNG 4216	MAIDA, C.A.	15	30	LG	3.0
185C	SUSTNBL LIVNG PRGRM	Y	184-813-200	SEM	1		F	4:00- 5:15P			15	30	LG	3.0
ENVIRONMENTAL HEALTH SCIENCES														
100	INTR-ENVRMNTL HLTH	N	042-300-200	LEC	1		TR	1:00- 2:50P	HLTHSCI	ECKHERT, C.D.	100	15	SO	4.0
		N	042-300-201	LEC	2		F	1:00- 4:50P	PUB HLT	COLLINS, M.D.	0	30	SO	4.0
C140	FNDMNTLS-TOXICOLOGY	N	042-540-201	LEC	1		TR	1:00- 2:50P	PUB HLT 61269	COLLINS, M.D.	15	15	LG	4.0
C152D	AIRBORNE PARTICLES	N	042-616-200	LEC	1		MW	10:00- 11:50A	PUB HLT 51279	HINDS, W.C.	15	03	SO	4.0
C164	ORGANIC CHMCL-AQUATC	N	042-684-200	LEC	1		MW	12:00- 1:50P	PUB HLT 61235	SUFFET, I.H.	10	05	SO	4.0
		N	842-042-201	LEC	1		WR	10:00- 11:50A	PUB HLT 41268	GODWIN, H.	20	03	SO	4.0
207	INTRODUCTION TO GIS	N	842-042-201	LEC	1		WR	10:00- 11:50A	PUB HLT 41268	GODWIN, H.	20	03	SO	4.0
		N	842-048-201	LEC	1		T	9:00- 11:50A	PUB HLT 41268		20	11	SO	2.0
208	BUILT ENVRNMNT&HLTH	N	842-240-200	LEC	1		TR	1:00- 2:50P	PUB HLT 61269	COLLINS, M.D.	15	15	LG	4.0
C240	FNDMNTLS-TOXICOLOGY	N	842-240-200	LEC	1		TR	1:00- 2:50P	PUB HLT 61269	COLLINS, M.D.	15	15	LG	4.0
250D	INDUS HYGIENE PRACT	N	842-303-201	SEM	1		T	1:00- 2:50P	PUB HLT	KENNEDY, N.	20	15	SU	2.0
251	PREV-DISEASE-WORKER	N	842-305-201	LEC	1		R	4:00- 6:50P	PUB HLT 61262		20	30	LG	3.0
		N	842-314-200	LEC	1		MW	10:00- 11:50A	PUB HLT 51279	HINDS, W.C.	15	03	SO	4.0
C252D	AIRBORNE PARTICLES	N	842-314-200	LEC	1		MW	10:00- 11:50A	PUB HLT 51279	HINDS, W.C.	15	03	SO	4.0
252E	ID&MSR-GASES&VAPORS	N	842-315-200	LEC	1		T	3:00- 5:50P	PUB HLT 61235	QUE HEE, S.S.	25	15	LG	4.0
		N	842-316-200	LAB	1		W	2:00- 4:50P	PUB HLT 41235	QUE HEE, S.S.	25	09	SO	3.0
252F	INDUS HYGIENE MSRMT	N	842-316-200	LAB	1		W	2:00- 4:50P	PUB HLT 41235	QUE HEE, S.S.	25	09	SO	3.0
252G	INDUS&ENVIR HYGIENE	N	842-313-200	LEC	1		F	8:00- 11:50A	PUB HLT	QUE HEE, S.S.	10	12	LG	4.0
		N	842-347-201	SEM	1		R	9:00- 11:50A	PUB HLT 61262	FROINES, J.R.	20	16	SO	4.0
C257	RISK ASSESSMNT&STDS	N	842-347-201	SEM	1		R	9:00- 11:50A	PUB HLT 61262	FROINES, J.R.	20	16	SO	4.0
259A	OCCPTNL SAFE&ERGNMC	N	842-351-200	LEC	1		W	6:00- 8:50P	PUB HLT 41235	QUE HEE, S.S.	20	23	LG	4.0
C264	ORGANIC CHMCL-AQUATC	N	842-384-200	LEC	1		MW	12:00- 1:50P	PUB HLT 61235	SUFFET, I.H.	15	05	SO	4.0
		N	842-420-201	LEC	1		T	12:00- 2:50P	PUB HLT		0	30	SO	4.0
M270	WORK AND HEALTH	N	842-420-201	LEC	1		T	12:00- 2:50P	PUB HLT		0	30	SO	4.0
401	ENVRNMNTL MSURMNTS	N	842-602-200	LEC	1		MW	3:00- 4:50P	PUB HLT 71257	VALENTINE, J.	20	30	LG	4.0
		N	842-622-200	SEM	1		R	12:00- 12:50P	HLTHSCI	FROINES, J.R.	50	30	SU	2.0
M411	ENVRN HLTH SCI SEM	N	842-622-200	SEM	1		R	12:00- 12:50P	HLTHSCI	FROINES, J.R.	50	30	SU	2.0
		N	-----	LEC	1		T	12:00- 2:50P	PUB HLT 51279		0	30	SO	4.0
M471	IMPROVING WRKR HLTH	N	-----	LEC	1		T	12:00- 2:50P	PUB HLT 51279		0	30	SO	4.0
		N	842-742-201	FLD	1A		TBA				0			0.0
ENVIRONMENTAL SCIENCE AND ENGINEERING														
410C	ENV SCI&ENGR WRKSHP	N	599-627-200	DIS	1		R	3:00- 6:50P	PUB HLT 51279	SUFFET, I.H.	15	30	SU	2.0
		N	599-631-200	SEM	1		R	12:00- 12:50P	HLTHSCI	FROINES, J.R.	50	30	SU	2.0
M411	ENVRN HLTH SCI SEM	N	599-631-200	SEM	1		R	12:00- 12:50P	HLTHSCI	FROINES, J.R.	50	30	SU	2.0

CATALOG NUMBER	COURSE TITLE	ENF REQ IM	ID NUMBER	CLS TYP	SEC	FEE	DAYS	TIME	BUILDING/ ROOM	INSTRUCTOR	ENRL CAP	XC	GD TP	UNITS
EPIDEMIOLOGY														
100	PRINCP-EPIDEMIOLOGY	N	-----	LEC	1		TR	9:00- 9:50A	HLTHSCI	MALMGREN, R.M.	60	12	LG	4.0
		N	044-300-201	DIS	1A		TR	10:00- 11:50A	PUB HLT		30			0.0
		N	044-300-202	DIS	1B		TR	10:00- 11:50A	PUB HLT	61235	30			0.0
		N	044-300-300	LEC	2						30	30	LG	4.0
200C	ANALYSIS METHODS	N	-----	LEC	1		TR	1:00- 2:50P	HLTHSCI	GREENLAND, S.	60	15	LG	6.0
		N	844-004-201	LAB	1A		R	3:00- 3:50P	PUB HLT		20			0.0
		N	844-004-202	LAB	1B		R	3:00- 3:50P	PUB HLT		20			0.0
		N	844-004-203	LAB	1C		R	3:00- 3:50P	PUB HLT		20			0.0
203	TPCS-THRTCL EPDMLGY	N	844-018-200	LEC	1		T	4:00- 5:50P	PUB HLT	61262 GREENLAND, S.	20	30	SU	2.0
222	ARTHRPD-HUMN DISEAS	N	844-134-200	LEC	1		M	11:00- 12:50P	PUB HLT	61269 BERLIN, O.G.	28	30	LG	4.0
M226	BIOLGCL EMERGENCIES	N	844-159-200	LEC	1		MW	3:00- 4:50P	HLTHSCI	LAYNE, S.P.	30	30	LG	4.0
227	AIDS-PUB HLT CHALNG	N	844-163-200	LEC	1		WF	10:00- 11:50A	PUB HLT	71257 DETELS, R.	28	03	SO	4.0
230	SXLY TRNSMTD DSEASE	N	844-180-200	LEC	1		MW	1:00- 2:50P	PUB HLT	61269 VISSCHER, B.R.	30	06	SO	4.0
231	CNTRL-INFCT DISEASE	N	844-186-200	LEC	1		T	9:00- 10:50A	PUB HLT	61262 SHAFIR, S.C.	20	11	LG	2.0
232	MTHD-STI/HIV EPIDEM	N	844-193-200	LEC	1		T	3:00- 4:50P	PUB HLT	GORBACH, P.M.	30	15	LG	2.0
240	CARDIOVASCLR EPIDEM	N	844-240-200	LEC	1		T	11:00- 12:50P	PUB HLT	61262 WONG, N.D.	30	13	LG	2.0
243	MOLEC EPIDEM-CANCER	N	844-259-200	LEC	1		TR	10:00- 11:50A	PUB HLT	71257 ZHANG, Z.	30	13	SO	4.0
244	RSH MTH-CANCER EPID	N	844-264-200	LEC	1		F	12:00- 1:50P	PUB HLT	61262 ZHANG, Z.	30	07	SO	2.0
249	GENETIC EPIDEMLOGY I	N	844-294-201	LEC	1		R	1:00- 2:50P	PUB HLT		20	30	SO	2.0
257	ADV NUTRITNL EPIDEM	N	-----	LEC	1		F	2:00- 3:50P	PUB HLT	61235 LIU, S.	20	30	SO	2.0
273	RSRCH-GLOBAL HEALTH	N	-----	LEC	1		F	1:00- 2:50P	PUB HLT	51279 SHAFIR, S.C.	20	30	SO	2.0
291	SEMINAR-SPCL TOPICS	N	844-546-201	SEM	1		R	10:00- 11:50A	PUB HLT	ARAH, O.A.	20	30	SO	2.0
292	ADV SEM-EPIDEMIOLOGY	N	844-552-200	SEM	1		M	3:00- 4:50P	PUB HLT	61235 RIMOIN, A.W.	28	30	SU	2.0
293	INTNTL HIV&AIDS SEM	N	844-558-200	SEM	1		F	3:00- 4:50P	PUB HLT	41235 DETELS, R.	20	30	SU	2.0
297	POPLTN GNTCS&NUTRTN	N	844-582-200	SEM	1		W	11:00- 12:50P	PUB HLT	61269 LIU, S.	30	30	SO	2.0
M403	CMPT MGMT-HLTH DATA	N	-----	LEC	1		MW	5:00- 6:30P	PUB HLT	71257 SMITH, L.V.	18	30	LG	4.0
410	MGMT-EPDMIOLOGC DTA	N	844-619-200	LEC	1					COCHRAN, S.D.	20	30	SO	2.0
M418	RAPD SRVY-DEV CNTRY	N	844-637-200	LEC	1		MW	1:00- 2:50P	PUB HLT	61262 FRERICH, R.R.	15	30	LG	4.0

ETHNOMUSICOLOGY

Ethnomusicology 91A thru 91Z are open to all students regardless of major; some restrictions may apply.

11C	WRLD MUSC SSTM&STRC	N	-----	LEC	1		TR	9:00- 10:50A	SMB	1439	36	12	LG	5.0
		N	208-035-201	DIS	1A		MWF	9:00- 9:50A	SMB	1439 POLUHA, L.J.	18			0.0
		N	208-035-202	DIS	1B		MWF	10:00- 10:50A	SMB	1439 POLUHA, L.J.	18			0.0
20C	MUSIC-ASIA	N	-----	LEC	1		TR	1:00- 2:50P	SMB	1200 CATLIN, A.R.	100	15	SO	5.0
		N	208-062-201	DIS	1A		F	10:00- 10:50A	SMB	1420 GUBNER, J.M.	25			0.0
		N	208-062-202	DIS	1B		F	11:00- 11:50A	SMB	1420 GUBNER, J.M.	25			0.0
		N	208-062-203	DIS	1C		F	12:00- 12:50P	SMB	1420 MORA, A.C.	25			0.0
		N	208-062-204	DIS	1D		F	1:00- 1:50P	SMB	1420 MORA, A.C.	25			0.0
35	BLUES&SOC&AMER CLTR	N	-----	LEC	1		MW	11:00- 12:50P	SMB	1344 KEYES, C.L.	75	04	SO	5.0
		N	208-120-201	DIS	1A		F	11:00- 11:50A	SMB	1344 JEONG, Y.H.	38			0.0
		N	208-120-202	DIS	1B		F	12:00- 12:50P	SMB	1344 JEONG, Y.H.	37			0.0
M87	SPECIAL COURSES	N	-----	LEC	1		TR	9:00- 10:50A	SMB	1200 NEWTON, J.W.	36	30	LG	5.0
		N	208-245-201	DIS	1A		M	9:00- 9:50A	SMB	1151 RAULERSON, G.H.	6			0.0
		N	208-245-202	DIS	1B		M	9:00- 9:50A	SMB	1421 PETTIT, A.J.	6			0.0
		N	208-245-203	DIS	1C		M	9:00- 10:50A	SMB	1535 HECKMAN, C.J.	6			0.0
		N	208-245-204	DIS	1D		M	10:00- 10:50A	SMB	1151 RAULERSON, G.H.	6			0.0
		N	208-245-205	DIS	1E		M	10:00- 10:50A	SMB	1421 PETTIT, A.J.	6			0.0
		N	208-245-206	DIS	1F		M	9:00- 10:50A	SMB	1535 HECKMAN, C.J.	6			0.0
91B	MUSIC OF BALI	N	208-251-200	ACT	1		TBA			WENTEN, I.N.	40	30	SO	2.0
91C	MUSIC&DANCE-BALKANS	N	208-252-200	ACT	1		M	7:00- 9:50P	SMB	1344 VARIMEZOVA, T.T.	15	30	SO	2.0

CATALOG NUMBER	COURSE TITLE	ENF REQ IM	ID NUMBER	CLS TYP	SEC	FEE	DAYS	TIME	BUILDING/ ROOM	INSTRUCTOR	ENRL CAP	XC	GD TP	UNITS
91D	MUSIC OF CHINA	N	208-253-200	ACT 1			TBA			LI, C.	25	30	SO	2.0
				RESTRICT: INSTRUCTOR CONSENT										
91E	MUSIC&DANCE-GHANA	N	208-254-200	ACT 1			TBA			LADZEKPO, K.	20	30	SO	2.0
				RESTRICT: INSTRUCTOR CONSENT										
91F	MUSIC OF INDIA	N	208-255-200	ACT 1			T	2:00- 6:50P	SMB 1659	KAUSHAL, A.	40	30	SO	2.0
				RESTRICT: INSTRUCTOR CONSENT										
		N	208-255-201	ACT 2			TBA			HUSAIN, S.	20	30	SO	2.0
				RESTRICT: INSTRUCTOR CONSENT										
91J	MUSIC OF KOREA	N	208-259-201	ACT 1			W	10:00- 10:50A	SMB 1659	KIM, D.	32	30	SO	2.0
				RESTRICT: INSTRUCTOR CONSENT										
		N	208-259-202	ACT 2			W	10:00- 10:50A	SMB 1842	KIM, D.	20	30	SO	2.0
				RESTRICT: INSTRUCTOR CONSENT										
		N	208-259-203	ACT 3			W	12:00- 12:50P	SMB 1659	KIM, D.	15	30	SO	2.0
				RESTRICT: INSTRUCTOR CONSENT										
		N	208-259-204	ACT 4			TBA			KIM, D.	10	30	SO	2.0
				RESTRICT: INSTRUCTOR CONSENT										
		N	208-259-205	ACT 5			TBA			KIM, D.	10	30	SO	2.0
				RESTRICT: INSTRUCTOR CONSENT										
		N	208-259-206	ACT 6			TBA			KIM, D.	10	30	SO	2.0
				RESTRICT: INSTRUCTOR CONSENT										
		N	208-259-207	ACT 7			TBA			KIM, D.	10	30	SO	2.0
				RESTRICT: INSTRUCTOR CONSENT										
		N	208-259-208	ACT 8			W	3:00- 3:50P	SMB 1659	KIM, D.	34	30	SO	2.0
				RESTRICT: INSTRUCTOR CONSENT										
		N	208-259-209	ACT 9			TBA			KIM, D.	10	30	SO	2.0
				RESTRICT: INSTRUCTOR CONSENT										
		N	208-259-210	ACT 10			TBA			KIM, D.	10	30	SO	2.0
				RESTRICT: INSTRUCTOR CONSENT										
91K	MUSIC OF MEXICO	N	208-260-200	ACT 1			TBA				50	30	SO	2.0
				RESTRICT: INSTRUCTOR CONSENT										
91N	MUSIC OF NEAR EAST	N	208-263-200	ACT 1			TBA				20	30	SO	2.0
				RESTRICT: INSTRUCTOR CONSENT										
	For Ethnomusicology 91P, an audition is required. Come prepared with one song of any kind.													
91P	MUSIC-AFRCN AMERCNS	N	208-265-200	ACT 1			TBA			ROBERSON, J.E.	80	30	SO	2.0
				RESTRICT: INSTRUCTOR CONSENT										
91T	JAZZ ORCHESTRA	N	208-269-200	ACT 1			TBA			MATTHEWS, L.E.	30	30	LG	2.0
				RESTRICT: INSTRUCTOR CONSENT										
		N	208-269-201	ACT 2			TBA			RODRIGUEZ, B.H.	30	30	LG	2.0
				RESTRICT: INSTRUCTOR CONSENT										
		N	208-269-202	ACT 3			TBA			NEWTON, J.W.	30	30	LG	2.0
				RESTRICT: INSTRUCTOR CONSENT										
92	MUSIC INSTRUCTION	N	208-276-200	STU 1			UNSCHE			DJEDJE, J.C.	20	30	LG	2.0
				RESTRICT: DEPARTMENT CONSENT										
98T	PRISON SONGS	N	208-291-200	SEM 1			M	3:00- 5:50P	SMB 1846	HARBERT, B.J.	12	30	LG	5.0
120B	DEVELOPMENT OF JAZZ	N	208-421-200	LEC 1			TR	11:00- 12:50P	SMB 1439	NEWTON, J.W.	15	13	SO	4.0
129C	JAZZ THEORY&IMPROV	N	208-476-200	LEC 1			M	3:00- 4:50P	SMB 1439	HENDELMAN, T.	18	08	LG	2.0
				RESTRICT: INSTRUCTOR CONSENT										
136A	MUSIC OF AFRICA	N	-----	LEC 1			TR	11:00- 12:50P	SMB 1420	DJEDJE, J.C.	50	13	SO	5.0
		N	208-516-201	DIS 1A			F	1:00- 1:50P	SMB 1439	TRAN, K.	25			0.0
		N	208-516-202	DIS 1B			F	2:00- 2:50P	SMB 1439	TRAN, K.	25			0.0
161B	ADV MUSIC OF BALI	N	208-667-201	ACT 1			TBA			WENTEN, I.N.	20	30	LG	2.0
				RESTRICT: INSTRUCTOR CONSENT										
161C	ADV MSC&DNC-BALKANS	N	208-668-200	ACT 1			M	7:00- 8:50P	SMB 1344	VARIMEZOVA, T.T.	15	30	LG	2.0
161D	ADV MUSIC OF CHINA	N	208-669-200	ACT 1			TBA			LI, C.	20	30	LG	2.0
				RESTRICT: INSTRUCTOR CONSENT										
161E	ADV MUSC&DANC-GHANA	N	208-670-200	ACT 1			TBA			LADZEKPO, K.	20	30	LG	2.0
				RESTRICT: INSTRUCTOR CONSENT										
161F	ADV MUSIC OF INDIA	N	208-671-201	ACT 1			T	2:00- 6:50P	SMB 1659	KAUSHAL, A.	25	30	LG	2.0
				RESTRICT: INSTRUCTOR CONSENT										
		N	208-671-202	ACT 2			TBA			HUSAIN, S.	15	30	LG	2.0
				RESTRICT: INSTRUCTOR CONSENT										
161J	ADV MUSIC OF KOREA	N	208-675-201	ACT 1			W	7:00- 9:50P	SMB 1659	KIM, D.	10	30	LG	2.0
				RESTRICT: INSTRUCTOR CONSENT										
		N	208-675-202	ACT 2			TBA			KIM, D.	10	30	LG	2.0
				RESTRICT: INSTRUCTOR CONSENT										
		N	208-675-203	ACT 3			W	12:00- 1:50P	SMB 1659	KIM, D.	10	30	LG	2.0
				RESTRICT: INSTRUCTOR CONSENT										
		N	208-675-204	ACT 4			TBA			KIM, D.	10	30	LG	2.0
				RESTRICT: INSTRUCTOR CONSENT										
		N	208-675-205	ACT 5			TBA			KIM, D.	10	30	LG	2.0
				RESTRICT: INSTRUCTOR CONSENT										
		N	208-675-206	ACT 6			TBA			KIM, D.	10	30	LG	2.0
				RESTRICT: INSTRUCTOR CONSENT										
		N	208-675-207	ACT 7			TBA			KIM, D.	10	30	LG	2.0
				RESTRICT: INSTRUCTOR CONSENT										
		N	208-675-208	ACT 8			TBA			KIM, D.	10	30	LG	2.0
				RESTRICT: INSTRUCTOR CONSENT										
		N	208-675-209	ACT 9			TBA			KIM, D.	10	30	LG	2.0
				RESTRICT: INSTRUCTOR CONSENT										
161K	ADV MUSIC OF MEXICO	N	208-676-200	ACT 1			TBA			GUZMAN, J.A.	30	30	LG	2.0
				RESTRICT: INSTRUCTOR CONSENT										
161N	ADV MUSIC-NEAR EAST	N	208-679-200	ACT 1			TBA				20	30	LG	2.0
				RESTRICT: INSTRUCTOR CONSENT										
161P	ADV MUSIC-AFR AMRCN	N	208-681-200	ACT 1			TBA			ROBERSON, J.E.	20	30	LG	2.0
				RESTRICT: INSTRUCTOR CONSENT										
161T	ADV JAZZ ORCHESTRA	N	208-685-201	ACT 1			TBA			HARRISON, C.A.	30	30	LG	2.0
				RESTRICT: INSTRUCTOR CONSENT										
		N	208-685-202	ACT 2			TBA			RODRIGUEZ, B.H.	15	30	LG	2.0
				RESTRICT: INSTRUCTOR CONSENT										
		N	208-685-203	ACT 3			TBA			BURRELL, K.E.	20	30	LG	2.0
				RESTRICT: INSTRUCTOR CONSENT										
162	ADV MUSIC INSTRUCTN	N	208-692-201	STU 1			UNSCHE			DJEDJE, J.C.	10	30	LG	2.0
				RESTRICT: INSTRUCTOR CONSENT										

CATALOG NUMBER	COURSE TITLE	ENF REQ IM	ID NUMBER	CLS TYP	SEC	FEE	DAYS	TIME	BUILDING/ ROOM	INSTRUCTOR	ENRL CAP	XC	GD TP	UNITS
C165	SELECTED TOPICS	N	208-690-200	LEC 1			MW	1:00- 2:50P	SMB 1535		18	06	LG	4.0
			RESTRICT: INSTRUCTOR CONSENT											
C169	MUSIC&SCI&TECHNOLOGY	N	208-714-200	LEC 1			TR	1:00- 2:50P	SMB B544	KENDALL, R.A.	15	15	LG	4.0
175	SOCIOLOGY OF MUSIC	N	208-750-200	LEC 1			MW	11:00- 12:50P	SMB 1439	EDWARDS, J.R.	40	04	SO	4.0
CM182	MUSIC INDUSTRY	N	208-792-200	LEC 1			MW	11:00- 12:50P	SMB 1420		30	04	LG	4.0
			SAME AS: MUS HST CM186											
186	SENIOR RECITAL/PROJ	N	208-816-200	TUT 1			VAR		SMB	LOZA, S.J.	10	30	PN	2.0
188	SPECIAL COURSES	N	208-829-200	LEC 1			MW	1:00- 2:50P	SMB	HENDELMAN, T.	18	06	SO	4.0
	Ethnomusicology 188, seminar 1:													
		N	208-829-201	LEC 2			TBA				12	30	SO	4.0
		N	208-829-202	LEC 3			W	12:00- 2:50P	SMB		0	30	SO	4.0
206	THEORYÐNOGRAPHY	N	608-036-200	SEM 1			M	3:00- 5:50P	SMB B544	TAYLOR, T.D.	10	08	LG	4.0
263	POPULAR MUSIC RSRCH	N	608-378-200	SEM 1			T	3:00- 5:50P	SMB B544	KEYES, C.L.	15	15	LG	4.0
C269	MUSIC&SCI&TECHNOLOGY	N	608-414-200	LEC 1			TR	1:00- 2:50P	SMB	KENDALL, R.A.	15	15	LG	4.0
281A	SEM-FLD&LAB-ETHNMUS	N	608-486-200	SEM 1			W	3:00- 5:50P	SMB B544	REES, H.M.	0	09	SO	6.0
CM288	MUSIC INDUSTRY	N	608-528-001	LEC 1			MW	11:00- 12:50P	SMB	SEEGER, A.	0	04	LG	4.0
			SAME AS: MUSCLGY CM288,MUSIC CM282											
291	COLLOQUIUM SERIES	N	608-546-200	RGP 1			W	1:00- 2:50P	SMB B544	KENDALL, R.A.	10	06	SU	1.0
495B	TCHNG WITH TECHNLOGY	N	608-792-200	SEM 1			R	3:00- 5:50P	SMB B544	DJEDJE, J.C.	10	16	SU	2.0
			RESTRICT: ETHNOMUSICOLOGY MAJORS,GRADUATE STUDENTS											

EUROPEAN STUDIES

A per-unit Instructional Enhancement Fee is assessed on most L&S undergraduate nontutorial classes. See the Miscellaneous Fee Chart at <http://www.registrar.ucla.edu/fees> for fee amounts.

19	FIAT LUX FRSHMN SEM	N	110-057-200	SEM 1			T	2:00- 3:50P	BUNCHE 3170	BEREND, I.T.	20	30	PN	1.0
	European Studies 19, seminar 1: History of Contemporary Europe: Politics, Society, and Economy													
191	VAR TOPICS-EURO ST	N	110-846-200	SEM 1			TR	11:00- 12:15P	BUNCHE 2168	BEREND, I.T.	25	30	LG	4.0
	European Studies 191, seminar 1:													
		N	110-846-201	SEM 2			T	1:00- 3:50P	HAINES A24	KLIGMAN, G.	8	30	LG	4.0

FILM, TELEVISION, AND DIGITAL MEDIA

Film and Television

19	FIAT LUX FRSHMN SEM	N	238-057-200	SEM 1			M	12:00- 1:50P	MELNITZ 2410	WALTER, R.	20	30	PN	1.0
	Film and Television 19, seminar 1:													
		N	238-057-201	SEM 2			F	10:00- 11:50A	MELNITZ 2534	GOLDOVSKAYA, M.	20	30	PN	1.0
	Film and Television 19, seminar 2: Documentary as Voyage of Discovery													
M50	INTR-VISUAL CULTURE	N	-----	LEC 1			TR	12:30- 1:45P	HUMANTS 135	MCHUGH, K.A.	20	14	SO	5.0
			SAME AS: ENGL M50											
		N	238-150-201	DIS 1A			F	12:00- 12:50P	BUNCHE 3178		5			0.0
		N	238-150-202	DIS 1B			F	12:00- 12:50P	MS 3915A		5			0.0
		N	238-150-203	DIS 1C			F	1:00- 1:50P	HAINES A6		5			0.0
		N	238-150-204	DIS 1D			F	1:00- 1:50P	HAINES A28		5			0.0
106A	HIST AM MOTION PIC	N	-----	LEC 1			MW	1:00- 4:50P	MELNITZ 1409	KUNTZ, J.A.	80	06	LG	6.0
		N	238-336-201	DIS 1A			M	9:00- 9:50A	MELNITZ 2589		20			0.0
		N	238-336-202	DIS 1B			M	10:00- 10:50A	MELNITZ 2589		20			0.0
		N	238-336-203	DIS 1C			T	9:00- 9:50A	MELNITZ 2589		20			0.0
		N	238-336-204	DIS 1D			T	10:00- 10:50A	MELNITZ 2589		20			0.0
110A	AMERICAN TV HISTORY	N	-----	LEC 1			TR	10:00- 12:50P	MELNITZ 1409	CALDWELL, J.T.	80	13	LG	5.0
		N	238-360-201	DIS 1A			W	2:00- 2:50P	MELNITZ 2589		20			0.0
		N	238-360-202	DIS 1B			W	3:00- 3:50P	MELNITZ 2589		20			0.0
		N	238-360-203	DIS 1C			F	11:00- 11:50A	MELNITZ 2589		20			0.0
		N	238-360-204	DIS 1D			F	12:00- 12:50P	MELNITZ 2589		20			0.0
112	FILM&SOCIAL CHANGE	N	-----	LEC 1			TR	1:00- 4:50P	MELNITZ 1409	GABRIEL, T.H.	80	30	LG	6.0
		N	238-372-201	DIS 1A			M	11:00- 11:50A	MELNITZ 2589		20			0.0
		N	238-372-202	DIS 1B			M	12:00- 12:50P	MELNITZ 2589		20			0.0
		N	238-372-203	DIS 1C			W	12:00- 12:50P	MELNITZ 2568B		20			0.0
		N	238-372-204	DIS 1D			W	1:00- 1:50P	MELNITZ 2568B		20			0.0
116	FILM CRITICISM	N	238-396-200	LEC 1			R	1:00- 3:50P	MELNITZ 2410	BERGSTROM, J.L.	15	30	SO	4.0
			RESTRICT: SENIORS ONLY											
C118	INTR CINEMATOGRAPHY	N	238-408-200	LEC 1			M	10:00- 12:50P	MELNITZ 1439A	MCDONALD, W.	0	30	LG	4.0
			RESTRICT: INSTRUCTOR CONSENT											
130A	SCREENWRITNG FNDMTLS	N	238-480-200	LEC 1			M	12:00- 12:50P	MELNITZ 1409	CASTRO, P.	140	30	SO	2.0
130B	SCREENWRITNG FNDMTLS	N	-----	LEC 1			M	12:00- 12:50P	MELNITZ 1409	CARUSO, D.	120	30	SO	4.0
		N	238-483-201	DIS 1A					TBA		20			0.0
		N	238-483-202	DIS 1B					TBA		20			0.0
		N	238-483-203	DIS 1C					TBA		20			0.0
		N	238-483-204	DIS 1D					TBA		20			0.0
		N	238-483-205	DIS 1E					TBA		20			0.0
		N	238-483-206	DIS 1F			R	11:00- 11:50A	BUNCHE 3123		20			0.0
130C	SCRNWRT FNDMT WKSH	N	238-484-200	SEM 1			W	10:00- 12:50P	MELNITZ 2589	CARUSO, D.	20	30	SO	4.0
			RESTRICT: INSTRUCTOR CONSENT											
135C	ADV SCRNRWRTNG WKSH	N	238-512-200	LAB 1			W	3:00- 5:50P	DODD 178	YOUNG, K.T.	10	30	LG	8.0
			RESTRICT: INSTRUCTOR CONSENT											
C142	DGTL IMAGRY&VISLZTN	N	238-552-200	LEC 1			TR	10:00- 12:50P	MELNITZ 2536	BARMINSKI, W.J.	15	30	LG	4.0
			RESTRICT: INSTRUCTOR CONSENT											
150	CINEMATOGRAPHY	N	-----	LEC 1			F	9:30- 12:20P	MELNITZ 1439A	MCDONALD, W.	20	30	LG	4.0
			RESTRICT: INSTRUCTOR CONSENT											
		N	238-600-201	LAB 1A			F	2:00- 4:50P	MELNITZ 1439A		20			0.0
			RESTRICT: INSTRUCTOR CONSENT											
151	INTRO-EXPER FILMMKNG	N	238-606-200	LEC 1			M	10:00- 12:50P	MELNITZ 2534		15	30	LG	4.0
			RESTRICT: INSTRUCTOR CONSENT											
152	FILM&TV SND RECRDNG	N	238-612-200	LEC 1			W	9:00- 11:50A	MELNITZ 1410A		10	30	SO	4.0
			RESTRICT: INSTRUCTOR CONSENT											
153	MOTION PICT LIGHTNG	N	238-618-200	LEC 1			W	1:00- 3:50P	MELNITZ 1439A	THE STAFF	25	30	LG	4.0
			RESTRICT: INSTRUCTOR CONSENT											
154	FILM EDITING	N	238-624-200	LEC 1			T	6:00- 8:50P	MELNITZ 2568B	SMITH, B.J.	15	30	SO	4.0
			RESTRICT: INSTRUCTOR CONSENT											

CATALOG NUMBER	COURSE TITLE	ENF REQ IM	ID NUMBER	CLS TYP	SEC	FEE	DAYS	TIME	BUILDING/ ROOM	INSTRUCTOR	ENRL CAP	XC	GD TP	UNITS
418	CINEMATOG&DIRECTING	N	-----	LEC	1		M	9:00- 12:50P	MELNITZ 2586B	SCHREIBMAN, M.A.	0	30	LG	4.0
		N	638-636-201	LAB	1A		TBA				0			0.0
434	ADV SCREENWRITING	N	638-668-201	DIS	1		M	1:00- 3:50P	MELNITZ	ACKERMAN, H.L.	10	30	LG	8.0
				RESTRICT: INSTRUCTOR CONSENT										
		N	638-668-202	DIS	2		M	7:00- 9:50P	MACGOWN 2310C	WALTER, R.	10	30	LG	8.0
				RESTRICT: INSTRUCTOR CONSENT										
		N	638-668-203	DIS	3		T	2:00- 6:50P	ROLFE 3123	VOORHEES, L.	10	30	LG	8.0
				RESTRICT: INSTRUCTOR CONSENT										
		N	638-668-204	DIS	4		W	2:00- 4:50P	ROLFE 3123	ALBAUGH, T.T.	10	30	LG	8.0
				RESTRICT: INSTRUCTOR CONSENT										
		N	638-668-205	DIS	5		T	2:00- 4:50P	ROLFE 3127		10	30	LG	8.0
				RESTRICT: INSTRUCTOR CONSENT										
		N	638-668-206	DIS	6		M	4:00- 6:50P	MELNITZ	THE STAFF	10	30	LG	8.0
				RESTRICT: INSTRUCTOR CONSENT										
		N	638-668-207	DIS	7		T	2:00- 4:50P	ROLFE 3131	THE STAFF	10	30	LG	8.0
				RESTRICT: INSTRUCTOR CONSENT										
		N	638-668-208	DIS	8		R	2:00- 4:50P	ROLFE 3123		10	30	LG	8.0
C452C	DGTL AUDIO PST-PROD	N	638-703-201	LEC	1		TBA			BROWNLEE, S.M.	25	30	LG	4.0
				RESTRICT: INSTRUCTOR CONSENT										
453	PST-PRDCTN SND DSGN	N	638-707-200	LEC	1		TBA			HALL, C.	21	30	SO	2.0-4.0
				RESTRICT: INSTRUCTOR CONSENT										
C454B	ADV FILM EDITING	N	638-709-200	LEC	1		TBA			RICHARDSON, N.	20	30	LG	4.0
				RESTRICT: INSTRUCTOR CONSENT										
459A	DIRECTING-FILM&TV	N	638-718-200	LEC	1		TBA			GAZDAG, G.	20	30	SO	4.0
				RESTRICT: INSTRUCTOR CONSENT										
464A	ADV FILM DIRECTING	N	638-728-200	STU	1		TBA			ANTCZAK, J.	20	30	SO	8.0
				RESTRICT: INSTRUCTOR CONSENT										
482B	ADV ANIMATN WRKSH	N	638-765-200	STU	1		TBA			THE STAFF	25	30	SO	8.0/4.0/6.0
				RESTRICT: INSTRUCTOR CONSENT										
483C	ADV CMPTR ANIMATION	N	638-763-201	LEC	1		TBA			LETTERA, V.M.	20	30	LG	4.0-8.0
				RESTRICT: INSTRUCTOR CONSENT										
489A	CMPTR ANMTN-FILM&VID	N	-----	LEC	1		TBA			MERCER, C.L.	20	30	LG	4.0-8.0
				RESTRICT: INSTRUCTOR CONSENT										
496	TEACHING FILM&TV	N	638-792-201	DIS	1		VAR			CALDWELL, J.T.	20	30	SU	2.0
				RESTRICT: INSTRUCTOR CONSENT										
498	PRFSN INTRN-FILM&TV	N	638-796-200	TUT	1		VAR		MELNITZ	HARRIS, B.U.	20	30	SO	4.0-12.0
				RESTRICT: INSTRUCTOR CONSENT										

FRENCH AND FRANCOPHONE STUDIES

French

A per-unit Instructional Enhancement Fee is assessed on most L&S undergraduate nontutorial classes. See the Miscellaneous Fee Chart at <http://www.registrar.ucla.edu/fees> for fee amounts.

Enrollment in French 1 thru 6 is contingent on proper placement as determined by the results of the departmental placement examination to be given Friday, February 5, 2010, from 1 to 3 p.m. in 3126 Rolfe Hall (photo I.D. required). For those who miss the placement examination on February 5, it will be offered again Monday, March 29, 2010, at a time and location to be determined (photo I.D. required).

(1) Students with one or more years of high school French MUST present a placement examination score on the first day of class.

(2) Students who have taken the AP examination and received a score of 3 or higher need not take the departmental placement examination but should consult the UCLA General Catalog for credit equivalencies.

(3) Students who have never had high school French may pre-enroll in French 1 without taking the placement examination but should consult the UCLA General Catalog for credit equivalencies.

(4) Transfer students who have had French at another college should check their degree progress report for credit equivalencies granted on admission (see counselors in A316 Murphy Hall or call 310-825-3382).

1	ELEMENTARY FRENCH	Y	236-003-201	LEC	1		MTWRF	10:00- 10:50A	HAINES A24		23	22	SO	4.0	
		Y	236-003-202	LEC	2		MTWRF	11:00- 11:50A	HAINES A24		23	22	SO	4.0	
2	ELEMENTARY FRENCH	Y	236-006-201	LEC	1		MTWRF	10:00- 10:50A	HAINES A74		23	22	SO	4.0	
		Y	236-006-202	LEC	2		MTWRF	11:00- 11:50A	HAINES A74		23	22	SO	4.0	
		Y	236-006-203	LEC	3		MTWRF	12:00- 12:50P	HAINES A24		23	22	SO	4.0	
3	ELEMENTARY FRENCH	Y	236-009-201	LEC	1		MTWRF	9:00- 9:50A	ROYCE 152		23	23	SO	4.0	
		Y	236-009-202	LEC	2		MTWRF	10:00- 10:50A	ROYCE 152		23	23	SO	4.0	
		Y	236-009-203	LEC	3		MTWRF	11:00- 11:50A	ROYCE 152		23	23	SO	4.0	
		Y	236-009-204	LEC	4		MTWRF	12:00- 12:50P	ROYCE 152		23	23	SO	4.0	
4	INTERMEDIATE FRENCH	Y	236-012-201	LEC	1		MTWF	10:00- 10:50A	HAINES A76		23	20	SO	4.0	
		Y	236-012-202	LEC	2		MTWF	11:00- 11:50A	HAINES A76		23	04	SO	4.0	
5	INTERMEDIATE FRENCH	Y	236-015-201	LEC	1		MTWF	9:00- 9:50A	HAINES A74		23	02	SO	4.0	
		Y	236-015-202	LEC	2		MTWF	12:00- 12:50P	HAINES A74		23	05	SO	4.0	
6	INTERMEDIATE FRENCH	Y	236-018-201	LEC	1		TBA				23	20	SO	4.0	
		Y	236-018-202	LEC	2		MTWF	12:00- 12:50P	HAINES A76		23	05	SO	4.0	
12	INTR-FRN&FRNCPLH LIT	Y	236-036-200	LEC	1		MW	10:00- 11:15A	DODD 154	LOSELLE, A.N.	30	30	SO	5.0	
14	INTRO-FRN CULTR&CIV	Y	236-042-200	LEC	1		TR	11:00- 12:15P	BUNCHE	BROZGAL, L.N.	25	30	SO	5.0	
19	FIAT LUX FRSHMN SEM	Y	236-057-200	SEM	1		TBA			GANS, E.L.	20	30	PN	1.0	
				RESTRICT: FIRST-YEAR FRESHMEN											
	French 19, seminar 1: Sound Poetry: What Is It?														
101	WRITTEN EXPRESSION	Y	236-306-200	LEC	1		TBA				18	30	SO	4.0	
102	ADV EXPOSITRY WRITNG	Y	236-312-200	LEC	1		MWF	11:00- 11:50A	HAINES 122	JANSMA, K.	18	30	SO	4.0	
105	STRUCTURE OF FRENCH	Y	236-330-200	LEC	1		MWF	9:00- 9:50A	HAINES A20	JANSMA, K.	18	30	SO	4.0	
114C	LIT-19TH&20TH CNTRY	Y	236-386-200	LEC	1		MW	12:00- 1:15P	HAINES A82	MURAT, L.	25	30	SO	5.0	
118	18-CENT CULTURE&LIT	Y	236-412-200	LEC	1		MW	2:00- 3:15P	HAINES A74	COLEMAN, P.J.	25	30	SO	4.0	
120	20-CENT CULTURE&LIT	Y	236-424-200	LEC	1		TR	3:30- 4:45P	HAINES A82	MABANCKOU, A.M.	25	16	SO	4.0	
	French 120, lecture 1: Francophone African Novels: Child Soldier Narratives														
121	FRANCPHN CLTRS&LITS	Y	236-430-200	LEC	1		TR	2:00- 3:15P	HAINES A74	BROZGAL, L.N.	25	30	SO	4.0	
	French 121, lecture 1: Literature and Culture of Francophone North Africa														
131	FR&FRNCPHNE THEATER	Y	236-486-200	LEC	1		TR	11:00- 12:15P	PAB 1749	MELZER, S.E.	25	30	SO	4.0	
132	FR&FRNCPHNE POETRY	Y	236-493-200	LEC	1		TR	12:30- 1:45P	HAINES A82	MABANCKOU, A.M.	25	30	SO	4.0	
167	INTELLECTUAL HIST	Y	236-702-200	LEC	1		TR	2:00- 3:15P	HAINES A82	MELZER, S.E.	25	30	SO	4.0	
202	CULTURAL STUDIES	Y	636-013-200	LEC	1		T	2:00- 4:50P	HAINES A78	LOSELLE, A.N.	15	30	SO	4.0	
				RESTRICT: GRADUATE STUDENTS											
203	CNTMP FRANCPHN LIT	Y	636-019-200	LEC	1		M	2:00- 4:50P	HAINES A78	HILL, E.C.	15	30	SO	4.0	
207	STDS-HIST OF IDEAS	Y	636-042-200	SEM	1		W	2:00- 4:50P	HAINES A78	MURAT, L.	15	30	SO	4.0	
				RESTRICT: GRADUATE STUDENTS											

CATALOG NUMBER	COURSE TITLE	ENF REQ IM	ID NUMBER	CLS TYP	SEC	FEE	DAYS	TIME	BUILDING/ ROOM	INSTRUCTOR	ENRL CAP	XC	GD TP	UNITS
GENERAL EDUCATION CLUSTERS														
A per-unit Instructional Enhancement Fee is assessed on most L&S undergraduate nontutorial classes. See the Miscellaneous Fee Chart at http://www.registrar.ucla.edu/fees for fee amounts.														
Students in the College of Letters and Science must have satisfied the Writing I requirement by the end of Winter Quarter to be eligible to receive Writing II credit on completion of the yearlong cluster sequence.														
For GE Clusters M1A-M1B-M1CW, students in the College of Letters and Science must have satisfied the Writing I requirement by the end of Winter Quarter to be eligible to receive Writing II credit on completion of the year-long sequence.														
M1CW	GLOBAL ENVIRON-TPCS	Y	226-003-201	SEM 1			W	12:00- 2:50P	PUB AFF 2317	TURCO, R.P.	20	30	LG	5.0
SAME AS: ENVIRON M1CW														
	GE Cluster M1CW, seminar 1:	Y	226-003-202	SEM 2			W	9:00- 11:50A	COVEL 210	STOLZENBACH, K.D.	20	30	LG	5.0
	GE Cluster M1CW, seminar 2:	Y	226-003-203	SEM 3			M	11:00- 1:50P	LAKRETZ 101	NARTEY, M.	20	30	LG	5.0
	GE Cluster M1CW, seminar 3:	Y	226-003-204	SEM 4			W	3:00- 5:50P	PUB AFF 2317	BALLARD, A.I.	20	30	LG	5.0
	GE Cluster M1CW, seminar 4:	Y	226-003-205	SEM 5			TR	9:30- 10:45A	HAINES A82	ELLIS, B.G.	20	30	LG	5.0
	GE Cluster M1CW, seminar 5:	Y	226-003-206	SEM 6			T	12:00- 2:50P	LAKRETZ 300A	PEASE, K.M.	20	30	LG	5.0
	GE Cluster M1CW, seminar 6:	Y	226-003-207	SEM 7			T	12:00- 2:50P	PUB AFF 1343		20	30	LG	5.0
	GE Cluster M1CW, seminar 7:	Y	226-003-208	SEM 8			W	9:00- 11:50A	COVEL 210	STOLZENBACH, K.D.	20	30	LG	5.0
For GE Clusters 20A-20B-20CW, students in the College of Letters and Science must have satisfied the Writing I requirement by the end of Winter Quarter to be eligible to receive Writing II credit on completion of the year-long sequence.														
20CW	INTERRCL DYNAMCS-US	Y	226-062-201	SEM 1			T	9:00- 11:50A	DE NEVE P349	DECKER, J.L.	17	30	LG	5.0
	GE Cluster 20CW, seminar 1:	Y	226-062-202	SEM 2			F	9:00- 11:50A	PUB AFF 1343	KIM, S.S.	17	30	LG	5.0
	GE Cluster 20CW, seminar 2:	Y	226-062-203	SEM 3			T	9:00- 11:50A	COVEL L6B	CARTER, E.M.	17	30	LG	5.0
	GE Cluster 20CW, seminar 3:	Y	226-062-204	SEM 4			T	9:00- 11:50A	PUB AFF 2278	GARCIA, J.J.	17	30	LG	5.0
	GE Cluster 20CW, seminar 4:	Y	226-062-205	SEM 5			R	12:00- 2:50P	PUB AFF 1343	GOODING, C.C.	17	30	LG	5.0
	GE Cluster 20CW, seminar 5:	Y	226-062-206	SEM 6			R	9:00- 11:50A	COVEL 218	HARRIS, T.M.	17	30	LG	5.0
	GE Cluster 20CW, seminar 6:	Y	226-062-207	SEM 7			T	3:00- 5:50P	PUB AFF 2278	SUZUKI, E.M.	17	30	LG	5.0
	GE Cluster 20CW, seminar 7:	Y	226-062-208	SEM 8			R	12:00- 2:50P	COVEL L6B	XIONG, Y.S.	17	30	LG	5.0
	GE Cluster 20CW, seminar 8:	Y	226-062-209	SEM 9			R	3:00- 5:50P	COVEL 218	KHANNA, N.	17	30	LG	5.0
	GE Cluster 20CW, seminar 9:	Y	226-062-210	SEM 10			M	12:00- 2:50P	COVEL 210	MORENO CAMPOS, R.E	17	30	LG	5.0
	GE Cluster 20CW, seminar 10:	Y	226-062-211	SEM 11			R	12:00- 2:50P	COVEL 218	TYLER, D.	17	30	LG	5.0
For GE Clusters 21A-21B-21CW, students in the College of Letters and Science must have satisfied the Writing I requirement by the end of Winter Quarter to be eligible to receive Writing II credit on completion of the year-long sequence.														
21CW	HIST-MODERN THOUGHT	Y	226-068-201	SEM 1			T	9:00- 11:50A	BUNCHE A162	BAUCH, N.B.	17	30	LG	5.0
	GE Cluster 21CW, seminar 1:	Y	226-068-202	SEM 2			R	9:00- 11:50A	COVEL L6B	COLLINS, J.J.	15	30	LG	5.0
	GE Cluster 21CW, seminar 2:	Y	226-068-203	SEM 3			W	9:00- 11:50A	PUB AFF 1343	FREEMAN, A.	17	30	LG	5.0
	GE Cluster 21CW, seminar 3:	Y	226-068-204	SEM 4			M	3:00- 5:50P	PUB AFF 1343	KANDIL, H.K.	17	30	LG	5.0
	GE Cluster 21CW, seminar 4:	Y	226-068-205	SEM 5			M	9:00- 11:50A	COVEL L6B	SHARP, E.J.	17	30	LG	5.0
	GE Cluster 21CW, seminar 5:	Y	226-068-206	SEM 6			R	9:00- 11:50A	COVEL 210	TABACK, N.	18	30	LG	5.0
	GE Cluster 21CW, seminar 6:	Y	226-068-207	SEM 7			M	12:00- 2:50P	COVEL 218	ALEXANDER, A.	17	30	LG	5.0
	GE Cluster 21CW, seminar 7:	Y	226-068-208	SEM 8			F	12:00- 2:50P	PUB AFF 2317	ALEXANDER, A.	17	30	LG	5.0
	GE Cluster 21CW, seminar 8:	Y	226-068-209	SEM 9			W	9:00- 11:50A	COVEL 218	WEISMEYER, M.	18	30	LG	5.0
	GE Cluster 21CW, seminar 9:	Y	226-068-210	SEM 10			W	9:00- 11:50A	COVEL L6B	PETROU, M.	20	30	LG	5.0
	GE Cluster 21CW, seminar 10:	Y	226-068-211	SEM 11			M	12:00- 2:50P	PUB AFF 1343	PERRY, D.G.	20	30	LG	5.0
For GE Clusters M24A-M24B-M24CW, students in the College of Letters and Science must have satisfied the Writing I requirement by the end of Winter Quarter to be eligible to receive Writing II credit on completion of the year-long sequence.														
M24CW	WRK&LABR&JUSTICE-US	Y	226-080-201	SEM 1			T	3:00- 5:50P	PUB AFF 2317	MOYLE, G.	18	30	LG	5.0
SAME AS: LBR&WS M1CW														
RESTRICT: INSTRUCTOR CONSENT														
	GE Cluster M24CW, seminar 1:	Y	226-080-202	SEM 2			F	12:00- 2:50P	COVEL 210	RIVERA-SALGADO, G.	18	30	LG	5.0
	GE Cluster M24CW, seminar 2:	Y	226-080-203	SEM 3			F	12:00- 2:50P	COVEL 218	ALVAREZ, M.	18	30	LG	5.0
	GE Cluster M24CW, seminar 3:	Y	226-080-204	SEM 4			R	12:00- 2:50P	PUB AFF 2278	LUCE, C.E.	18	30	LG	5.0
	GE Cluster M24CW, seminar 4:	Y	226-080-205	SEM 5			R	3:00- 5:50P	COVEL L6B	LUCKETT, M.S.	18	30	LG	5.0
	GE Cluster M24CW, seminar 5:	Y	226-080-206	SEM 6			M	9:00- 11:50A	PUB AFF 1343	TOMASSETTI, J.L.	18	30	LG	5.0
	GE Cluster M24CW, seminar 6:	Y	226-080-207	SEM 7			R	3:00- 5:50P	PUB AFF 2278	ZAMORA, S.	18	30	LG	5.0
RESTRICT: INSTRUCTOR CONSENT														
	GE Cluster M24CW, seminar 7:	Y	226-080-208	SEM 8			W	12:00- 2:50P	PUB AFF 2278	HERNANDEZ, K.L.	18	30	LG	5.0
	GE Cluster M24CW, seminar 8:	Y	226-080-209	SEM 9			F	12:00- 2:50P	PUB AFF 1343	RALEY, G.I.	18	30	LG	5.0
	GE Cluster M24CW, seminar 9:	Y	226-080-210	SEM 10			W	9:00- 11:50A	COVEL L6B	PETROU, M.	20	30	LG	5.0
For GE Clusters 25A-25B-25CW, students in the College of Letters and Science must have satisfied the Writing I requirement by the end of Winter Quarter to be eligible to receive Writing II credit on completion of the year-long sequence.														
25CW	URBAN CULTRE-E ASIA	Y	226-224-201	SEM 1			TR	9:00- 10:20A	PUB AFF 1343	JUNG-KIM, J.J.	15	30	LG	5.0
	GE Cluster 25CW, seminar 1:	Y	226-224-202	SEM 2			F	12:00- 2:50P	PUB AFF 2278	LEE, N.	15	30	LG	5.0
	GE Cluster 25CW, seminar 2:	Y	226-224-203	SEM 3			T	3:00- 5:50P	PUB AFF 1343	SMITH, J.A.	15	30	LG	5.0
	GE Cluster 25CW, seminar 3:	Y	226-224-204	SEM 4			T	12:00- 2:50P	PUB AFF 2278	BASS, J.W.	15	30	LG	5.0
	GE Cluster 25CW, seminar 4:	Y	226-224-205	SEM 5			W	9:00- 11:50A	COVEL L6B	PETROU, M.	20	30	LG	5.0

CATALOG NUMBER	COURSE TITLE	ENF REQ IM	ID NUMBER	CLS TYP	SEC	FEE	DAYS	TIME	BUILDING/ ROOM	INSTRUCTOR	ENRL CAP	XC	GD TP	UNITS
	GE Cluster 25CW, seminar 5:	Y	226-224-205	SEM 5			W	3:00- 5:50P	PUB AFF 2278	BUNYANUNDA, M.	15	30	LG	5.0
	GE Cluster 25CW, seminar 6:	Y	226-224-206	SEM 6			TR	12:00- 1:50P	PUB AFF 2317	DAY, N.A.	15	30	LG	5.0
	GE Cluster 25CW, seminar 7:	Y	226-224-207	SEM 7			MW	3:00- 4:50P	COVEL L6B	ISAACSON, N.K.	15	30	LG	5.0
	GE Cluster 25CW, seminar 8:	Y	226-224-208	SEM 8			M	12:00- 2:50P	PUB AFF 2278	KANEYASU, M.	15	30	LG	5.0
		Y	226-224-209	SEM 9			F	1:00- 4:50P	ROYCE 148	CHI, R.Y.	15	30	LG	5.0
30CW	PERSPECTIVE ON MYTH	Y	226-092-201	SEM 1			M	9:00- 11:50A	COVEL 210	NAGY, J.F.	20	30	LG	5.0
		Y	226-092-202	SEM 2			R	3:00- 5:50P	COVEL 210	KENDRICK, M.G.	20	30	LG	5.0
		Y	226-092-203	SEM 3			R	10:00- 12:50P	HUMANTS A40	FRETZ, R.I.	20	30	LG	5.0
		Y	226-092-204	SEM 4			W	3:00- 5:50P	PUB AFF 1343	HARRIS, M.E.	20	30	LG	5.0
		Y	226-092-205	SEM 5			T	9:00- 11:50A	COVEL 218	KRISTENSSON, E.A.	20	30	LG	5.0
		Y	226-092-206	SEM 6			R	12:00- 2:50P	HUMANTS 348	MCLOONE, K.A.	20	30	LG	5.0
		Y	226-092-207	SEM 7			R	3:00- 5:50P	PUB AFF 1343	PAGE, A.J.	20	30	LG	5.0
		Y	226-092-208	SEM 8			F	9:00- 11:50A	PUB AFF 2317	THORNTON, E.K.	20	30	LG	5.0
60CW	AMERICA 1954-1974	Y	226-182-201	SEM 1			R	9:00- 11:50A	DE NEVE P349	DECKER, J.L.	20	30	LG	5.0
	GE Cluster 60CW, seminar 1:	Y	226-182-202	SEM 2			W	12:00- 2:50P	SMB 1354	APOLLONI, A.M.	20	30	LG	5.0
	GE Cluster 60CW, seminar 2:	Y	226-182-203	SEM 3			M	9:00- 11:50A	PUB AFF 2278	DEWITT, D.D.	20	30	LG	5.0
	GE Cluster 60CW, seminar 3:	Y	226-182-204	SEM 4			T	9:00- 11:50A	PUB AFF 2317	FRIEDEL, S.Y.	20	30	LG	5.0
	GE Cluster 60CW, seminar 4:	Y	226-182-205	SEM 5			W	9:00- 11:50A	PUB AFF 2278	LAW, R.B.	20	30	LG	5.0
	GE Cluster 60CW, seminar 5:	Y	226-182-206	SEM 6			R	12:00- 2:50P	COVEL 210	HUDSON, R.L.	20	30	LG	5.0
	GE Cluster 60CW, seminar 6:	Y	226-182-207	SEM 7			T	12:00- 2:50P	COVEL 210	SCHMIDT, J.A.	20	30	LG	5.0
	GE Cluster 60CW, seminar 7:	Y	226-182-208	SEM 8			F	9:00- 11:50A	COVEL 218	BANNER, O.P.	20	30	LG	5.0
	GE Cluster 60CW, seminar 8:	Y	226-182-209	SEM 9			R	12:00- 2:50P	SMB 1421	FENIMORE, R.J.	20	30	LG	5.0
	GE Cluster 60CW, seminar 9:	Y	226-182-210	SEM 10			T	12:00- 2:50P	COVEL L6B	GRAHAM, T.A.	20	30	LG	5.0
70CW	COSMOS AND LIFE	Y	226-212-201	SEM 1			W	12:00- 2:50P	COVEL 218	FRISCHIA, A.R.	20	30	LG	5.0
	GE Cluster 70CW, seminar 1:	Y	226-212-202	SEM 2			F	9:00- 11:50A	PUB AFF 2278	MILLER, J.R.	20	30	LG	5.0
	GE Cluster 70CW, seminar 3:	Y	226-212-203	SEM 3			F	9:00- 11:50A	COVEL 210	ELLINGSON, R.A.	20	30	LG	5.0
	GE Cluster 70CW, seminar 4:	Y	226-212-204	SEM 4			T	3:00- 5:50P	COVEL L6B	WALKER, J.M.	20	30	LG	5.0
	GE Cluster 70CW, seminar 5:	Y	226-212-205	SEM 5			W	12:00- 2:50P	PUB AFF 2319	PANCHANATHAN, K.	20	30	LG	5.0
70DW	COSMOS AND LIFE	Y	226-213-201	SEM 1			W	10:00- 12:50P	POWELL 320B	BRAGIN, J.S.	20	30	LG	5.0
		Y	226-213-202	SEM 2			F	3:00- 5:50P	PUB AFF 1343	GRIFFIN, L.E.	20	30	LG	5.0
		Y	226-213-203	SEM 3			W	12:00- 2:50P	PUB AFF 1343	LAWRENCE, A.	20	30	LG	5.0
72CW	SEX-BIOLOGY-SOCIETY	Y	226-221-201	SEM 1			M	3:00- 5:50P	PUB AFF 2278	SANCHEZ, F.J.	20	30	LG	5.0
		Y	226-221-202	SEM 2			F	3:00- 5:50P	PUB AFF 2278	ELMEN-GRUYS, K.M.	20	30	LG	5.0
		Y	226-221-203	SEM 3			F	12:00- 2:50P	COVEL L6B	GALPERIN, A.	20	30	LG	5.0
		Y	226-221-204	SEM 4			W	9:00- 11:50A	PUB AFF 2317	FOSTER, L.A.	20	30	LG	5.0
		Y	226-221-205	SEM 5			W	3:00- 5:50P	PUB AFF 1323	FREDERICK, D.A.	20	30	LG	5.0
		Y	226-221-206	SEM 6			M	12:00- 2:50P	PUB AFF 2317	MATAMBANADZO, S.M.	20	30	LG	5.0
		Y	226-221-207	SEM 7			R	9:00- 11:50A	PUB AFF 2317	PINEAU, M.G.	20	30	LG	5.0
		Y	226-221-208	SEM 8			T	9:00- 11:50A	COVEL 210	STAMBOLIS-RUHSTORF	20	30	LG	5.0
		Y	226-221-209	SEM 9			W	3:00- 5:50P	COVEL 210	WARD, A.E.	20	30	LG	5.0
80CW	FRONTRS-HUMAN AGING	Y	226-272-201	SEM 1			T	12:00- 2:50P	COVEL 218	DAMRON-RODRIGUEZ,	18	30	LG	5.0
	GE Cluster 80CW, seminar 1:	Y	226-272-202	SEM 2			R	10:00- 12:50P	MACDNLD 1441	EFFROS, R.B.	18	30	LG	5.0
	GE Cluster 80CW, seminar 2:	Y	226-272-203	SEM 3			R	12:00- 2:50P	PVUB 2335	GRUENEWALD, T.L.	18	30	LG	5.0
	GE Cluster 80CW, seminar 3:	Y	226-272-204	SEM 4			T	3:00- 5:50P	COVEL 210	CHUNG, G.	18	30	LG	5.0
	GE Cluster 80CW, seminar 4:	Y	226-272-205	SEM 5			W	12:00- 2:50P	COVEL L6B	HUYN, S.T.	18	30	LG	5.0
	GE Cluster 80CW, seminar 5:	Y	226-272-206	SEM 6			M	12:00- 2:50P	COVEL L6B	RICHARDSON, E.G.	18	30	LG	5.0
	GE Cluster 80CW, seminar 6:	Y	226-272-207	SEM 7			M	3:00- 5:50P	COVEL 210	JOOSTEN, D.M.	18	30	LG	5.0
	GE Cluster 80CW, seminar 7:	Y	226-272-208	SEM 8			W	3:00- 5:50P	COVEL 218	BORTNICK, B.D.	18	30	LG	5.0
	GE Cluster 80CW, seminar 8:													

GEOGRAPHY

A per-unit Instructional Enhancement Fee is assessed on most L&S undergraduate nontutorial classes. See the Miscellaneous Fee Chart at <http://www.registrar.ucla.edu/fees> for fee amounts. Geography 100 through 187 are limited to departmental majors and minors on the first enrollment pass. Nonmajors may enroll on the second pass, space permitting. Undergraduates are encouraged to contact the instructor regarding enrollment in graduate geography courses.

4	REGNL DEV&WRDL ECON	Y	-----	LEC 1			MW	11:00- 12:15P	BUNCHE 2209A	AGNEW, J.A.	100	04	SO	5.0
		Y	207-077-201	LAB 1A			M	2:00- 2:50P	BUNCHE A162		25			0.0
		Y	207-077-202	LAB 1B			M	3:00- 3:50P	BUNCHE A162		25			0.0
		Y	207-077-203	LAB 1C			W	1:00- 1:50P	BUNCHE A162		25			0.0
		Y	207-077-204	LAB 1D			W	3:00- 3:50P	BUNCHE A162		25			0.0
		Y	207-077-205	LAB 1E			W	4:00- 4:50P	BUNCHE A162		25			0.0
5	PEOPLE&EARTH ECOSYS	Y	-----	LEC 1			TR	12:30- 1:45P	HAINES 39	SMITH, L.	250	14	SO	5.0
		Y	207-086-201	LAB 1A			T	2:00- 3:50P	BUNCHE A170		25			0.0
		Y	207-086-202	LAB 1B			T	4:00- 5:50P	BUNCHE A170		25			0.0

CATALOG NUMBER	COURSE TITLE	ENF REQ IM	ID NUMBER	CLS TYP	SEC	FEE	DAYS	TIME	BUILDING/ ROOM	INSTRUCTOR	ENRL CAP	XC	GD TP	UNITS	
		Y	207-086-203	LAB	1C		W	9:00- 10:50A	BUNCHE 1221B		25			0.0	
		Y	207-086-204	LAB	1D		W	11:00- 12:50P	BUNCHE 1221B		25			0.0	
		Y	207-086-205	LAB	1E		R	9:00- 10:50A	BUNCHE 1221B		25			0.0	
		Y	207-086-206	LAB	1F		R	2:00- 3:50P	BUNCHE		25			0.0	
		Y	207-086-207	LAB	1G		R	4:00- 5:50P	BUNCHE		25			0.0	
		Y	207-086-208	LAB	1H		F	8:00- 9:50A	BUNCHE A170		25			0.0	
		Y	207-086-209	LAB	1I		W	1:00- 2:50P	BUNCHE A170		25			0.0	
		Y	207-086-210	LAB	1J		W	3:00- 4:50P	BUNCHE A170		25			0.0	
6	WORLD REGIONS	Y	-----	LEC	1		T	9:00- 11:50A	BUNCHE A163	DIAMOND, J.M.	100	11	SO	5.0	
		Y	207-018-201	DIS	1A		W	9:00- 10:50A	BUNCHE A170	ILLES, L.I.	25			0.0	
		Y	207-018-202	DIS	1B		W	11:00- 12:50P	BUNCHE A170	ILLES, L.I.	25			0.0	
		Y	207-018-203	DIS	1C		R	9:00- 10:50A	BUNCHE 1261	VAUGHN, R.K.	25			0.0	
		Y	207-018-204	DIS	1D		R	11:00- 12:50P	BUNCHE 1221B	VAUGHN, R.K.	25			0.0	
7	GEOG INFO SYSTEMS	Y	-----	LEC	1		TR	9:30- 10:45A	HAINES 220		100	12	SO	5.0	
		Y	207-021-201	LAB	1A		T	12:00- 1:50P	PUB AFF 2035H		25			0.0	
		Y	207-021-202	LAB	1B		T	2:00- 3:50P	PUB AFF 2035H		25			0.0	
		Y	207-021-203	LAB	1C		R	12:00- 1:50P	PUB AFF 2035H		25			0.0	
		Y	207-021-204	LAB	1D		R	2:00- 3:50P	PUB AFF 2035H		25			0.0	
19	FIAT LUX FRSHMN SEM	Y	207-057-200	SEM	1		TBA			SMITH, L.	20	30	PN	1.0	
	Geography 19, seminar 1: Space Imaging of Earth's Environment														
102	TROPICAL CLIMATOLGY	Y	207-312-200	LEC	1		MW	9:00- 10:15A	PUB AFF 1246	RAPHAEL, M.N.	100	30	SO	4.0	
	RESTRICT: ALL GEOGRAPHY MAJORS AND MINORS														
111	FOREST ECOSYSTEMS	Y	207-369-200	LEC	1		MW	2:00- 3:15P	PERLOFF 1102	GILLESPIE, T.W.	100	07	SO	4.0	
M128	GLOBAL ENVIR&DVLPMT	Y	207-497-200	LEC	1		MW	12:30- 1:45P	BUNCHE A163		80	30	SO	4.0	
	SAME AS: URBN PL CM166														
		Y	207-497-202	LEC	2		MW	12:30- 1:45P	FRANZ 1260		0		SO	4.0	
133	CULT GEOG-MODRN WLD	Y	207-525-200	LEC	1		TBA			CURRY, M.R.	100	30	SO	4.0	
135	AFRICAN ECOL&DVLPMT	Y	207-533-200	LEC	1		TBA			CARNEY, J.A.	80	30	SO	4.0	
	RESTRICT: ALL GEOGRAPHY MAJORS AND MINORS														
136	TECH&NATR&US LNDSCP	Y	207-536-200	LEC	1		TBA				120	30	SO	4.0	
139	JAPAN IN WORLD	Y	207-534-200	LEC	1		MW	12:00- 1:15P	DODD 121	FAIER, L.B.	50	30	SO	4.0	
	RESTRICT: ALL GEOGRAPHY MAJORS AND MINORS														
148	ECONOMIC GEOGRAPHY	Y	207-580-200	LEC	1		MW	8:30- 9:45A	DODD 121	KEMENY, T.E.	120	30	SO	4.0	
	For Geography M153, contact jldiamond@geog.ucla.edu to enroll.														
M153	PAST SOCIETIES&FUTR	Y	-----	LEC	1		T	1:00- 2:50P	BUNCHE A163	DIAMOND, J.M.	50	30	SO	5.0	
	SAME AS: ANTHRO M158Q,HNRS M152														
	RESTRICT: INSTRUCTOR CONSENT														
		Y	207-618-201	DIS	1A		R	10:00- 11:50A	BUNCHE A170	ANTOINE, K.E.	25			0.0	
	RESTRICT: INSTRUCTOR CONSENT														
		Y	207-618-202	DIS	1B		R	1:00- 2:50P	BUNCHE A170	ANTOINE, K.E.	25			0.0	
	RESTRICT: INSTRUCTOR CONSENT														
159A	PROBLEMS-GEOGRAPHY	Y	207-606-200	DIS	1		W	3:00- 5:45P	BUNCHE 1221B	DAVIS, L.K.	50	30	SO	4.0	
166	ENVRNMNTL MODELING	Y	207-663-200	LEC	1		W	2:00- 4:50P	PUB AFF 2035H	OKIN, G.S.	30	30	SO	4.0	
	RESTRICT: ALL GEOGRAPHY MAJORS AND MINORS														
170	ADV GEOG INFO SYSTM	Y	207-682-200	LEC	1		T	1:00- 3:50P	PUB AFF 2035B	SHENG, Y.	30	30	SO	4.0	
172	REMOTE SENSING	Y	207-697-200	LEC	1		F	10:30- 12:20P	BUNCHE A258	XUE, Y.	25	30	SO	4.0	
	RESTRICT: ALL GEOGRAPHY MAJORS AND MINORS														
177	FIELD METHODS	Y	207-762-200	LEC	1		T	6:00- 7:50P	BUNCHE 1221B	SMITH, L.	15	30	SO	5.0	
	RESTRICT: INSTRUCTOR CONSENT														
C194A	CONTRVRSY-E SYS SCI	Y	207-865-201	SEM	1		M	12:00- 12:50P	BUNCHE 1261	SMITH, L.	10	30	PN	1.0	
232	ADV CULTURAL GEOG	Y	607-206-200	LEC	1		W	4:00- 6:50P	BUNCHE 1261	CARNEY, J.A.	15	30	SO	4.0	
	RESTRICT: GRADUATE STUDENTS														
233	SEM-CULTURAL GEOG	Y	607-213-200	SEM	1		W	2:00- 4:50P	BUNCHE 1221D	DAVIS, L.K.	15	30	SO	4.0	
	RESTRICT: GRADUATE STUDENTS														
235	SOCIAL GEOGRAPHY	Y	607-221-200	SEM	1		R	11:00- 1:50P	BUNCHE 1221D		15	30	SO	4.0	
	RESTRICT: GRADUATE STUDENTS														
297A	HIST OF MODERN GEOG	Y	607-580-200	LEC	1		T	2:00- 4:50P	BUNCHE 1221D	BELL, S.A.	15	30	SO	4.0	
	RESTRICT: GRADUATE STUDENTS														
299B	DATA VISUALZTN&ANLY	Y	607-595-200	LEC	1		W	10:00- 12:50P	BUNCHE A258	SHIN, M.E.	15	30	SO	4.0	
	RESTRICT: GRADUATE STUDENTS														

GERMANIC LANGUAGES

Afrikaans

A per-unit Instructional Enhancement Fee is assessed on most L&S undergraduate nontutorial classes. See the Miscellaneous Fee Chart at <http://www.registrar.ucla.edu/fees> for fee amounts.

40	AFRIKAANS LIT-TRNSL	Y	214-120-200	LEC	1		TR	11:00- 12:15P	ROYCE 160	KIRSNER, R.S.	40	30	SO	5.0
----	---------------------	---	-------------	-----	---	--	----	---------------	-----------	---------------	----	----	----	-----

Dutch

A per-unit Instructional Enhancement Fee is assessed on most L&S undergraduate nontutorial classes. See the Miscellaneous Fee Chart at <http://www.registrar.ucla.edu/fees> for fee amounts.

10	CONTEMP DUTCH SOCTY	Y	216-030-200	LEC	1		TR	2:00- 3:15P	ROYCE 162	KIRSNER, R.S.	30	15	LG	5.0
103C	INTERMEDIATE DUTCH	Y	216-342-200	LEC	1		MWF	1:00- 1:50P	ROYCE 152	BRIER, M.F.	25	30	SO	4.0

German

A per-unit Instructional Enhancement Fee is assessed on most L&S undergraduate nontutorial classes. See the Miscellaneous Fee Chart at <http://www.registrar.ucla.edu/fees> for fee amounts.

Students who have taken German elsewhere (without receiving UCLA credit) and wish to take German 1 thru 6 must take a placement examination Friday, February 5, 2010, from 1 to 3 p.m. in A6 Haines Hall. For those who miss the placement examination on February 5, it will be offered again Monday, March 29, 2010, from 3 to 6 p.m. in location to be determined. The next examination will be offered for Fall Quarter 2010 enrollment.

1	ELEMENTARY GERMAN	Y	215-005-201	DIS	1		MTWRF	10:00- 10:50A	BUNCHE 3153		25	22	SO	4.0
2	ELEMENTARY GERMAN	Y	215-010-201	DIS	1		MTWRF	12:00- 12:50P	BUNCHE 2181		25	22	SO	4.0
3	ELEMENTARY GERMAN	Y	215-015-201	DIS	1		MTWRF	9:00- 9:50A	BUNCHE 2168		25	22	SO	4.0
		Y	215-015-202	DIS	2		MTWRF	10:00- 10:50A	DODD 162		25	22	SO	4.0
		Y	215-015-203	DIS	3		MTWRF	11:00- 11:50A	ROYCE 148		25	22	SO	4.0
5	INTERMEDIATE GERMAN	Y	215-025-201	DIS	1		MTWR	10:00- 10:50A	PUB AFF 2292		15	22	SO	4.0
6	INTERMEDIATE GERMAN	Y	215-030-201	DIS	1		MTWR	10:00- 10:50A	BUNCHE 3150		25	22	SO	4.0
57	HOLLYWOOD&GERMANY	Y	-----	LEC	1		M	10:00- 11:50A	FOWLER A103B	HEWITT, A.R.	120	01	SO	5.0
		Y	215-172-201	DIS	1A		F	9:00- 9:50A	ROYCE 154		20			0.0
		Y	215-172-202	DIS	1B		F	9:00- 9:50A	ROYCE 150		20			0.0
		Y	215-172-203	DIS	1C		F	10:00- 10:50A	PUB AFF 2270		20			0.0
		Y	215-172-204	DIS	1D		F	11:00- 11:50A	HAINES A6		20			0.0
		Y	215-172-205	DIS	1E		F	12:00- 12:50P	PUB AFF 2238		20			0.0
		Y	215-172-206	DIS	1F		F	12:00- 12:50P	BUNCHE 3211		20			0.0

CATALOG NUMBER	COURSE TITLE	ENF REQ IM	ID NUMBER	CLS TYP	SEC	FEE	DAYS	TIME	BUILDING/ ROOM	INSTRUCTOR	ENRL CAP	XC	GD TP	UNITS		
9C	JAPAN	Y	-----	LEC	1		TR	11:00- 12:15P	ROYCE 362	MAROTTI, W.	120	13	SO	5.0		
		Y	221-051-201	DIS	1A		W	4:00- 5:50P	BUNCHE 2178			15			0.0	
		Y	221-051-202	DIS	1B		F	9:00- 10:50A	PUB AFF 2292			15			0.0	
		Y	221-051-203	DIS	1C		T	4:00- 5:50P	PUB AFF 2319			15			0.0	
		Y	221-051-204	DIS	1D		F	11:00- 12:50P	ROLFE 3112			15			0.0	
		Y	221-051-205	DIS	1E		W	8:00- 9:50A	BUNCHE 3143			15			0.0	
		Y	221-051-206	DIS	1F		R	4:00- 5:50P	DODD 162			15			0.0	
		Y	221-051-207	DIS	1G		T	4:00- 5:50P	DODD 154			15			0.0	
		Y	221-051-208	DIS	1H		R	4:00- 5:50P	PUB AFF 1264			15			0.0	
		13C	US&COLONL ORGNS-20C	Y	-----	LEC	1		TR	2:00- 3:15P	HUMANTS A51	HIGBIE, F.T.	210	15	SO	5.0
Y	221-069-201			DIS	1A		T	4:00- 5:50P	BUNCHE 3170			20			0.0	
Y	221-069-202			DIS	1B		R	4:00- 5:50P	BUNCHE 3150			20			0.0	
Y	221-069-203			DIS	1C		W	9:00- 10:50A	BUNCHE 3157			20			0.0	
Y	221-069-204			DIS	1D		TBA					20			0.0	
Y	221-069-205			DIS	1E		F	9:00- 10:50A	BUNCHE 3157			20			0.0	
Y	221-069-206			DIS	1F		W	4:00- 5:50P	BUNCHE 2160			20			0.0	
Y	221-069-207			DIS	1G		T	4:00- 5:50P	DODD 162			20			0.0	
Y	221-069-208			DIS	1H		R	9:00- 10:50A	BUNCHE 2178			20			0.0	
Y	221-069-209			DIS	1I		R	8:00- 9:50A	BUNCHE 3150			20			0.0	
Y	221-069-210			DIS	1J		F	10:00- 11:50A	BUNCHE 1221A			20			0.0	
Y	221-069-211			DIS	1K		R	8:00- 9:50A	PUB AFF 2292			0			0.0	
Y	221-069-212			DIS	1L		W	8:00- 9:50A	BUNCHE A152			0			0.0	
Y	221-069-213			DIS	1M		F	10:00- 11:50A	HUMANTS A30			0			0.0	
Y	221-069-214			DIS	1N		R	4:00- 5:50P	DODD 154			0			0.0	
Y	221-066-201			SEM	1		R	3:00- 4:50P	ROLFE 3115	LYTLE HERNANDEZ, K		20	30	PN	1.0	
RESTRIC: FIRST-YEAR FRESHMEN																
History 19, seminar 1: History of Incarceration in Los Angeles																
Y	221-066-202	SEM	2			M	4:00- 4:50P	PUB AFF 1256	BARTCHY, S.S.		20	30	PN	1.0		
RESTRIC: FIRST-YEAR FRESHMEN																
History 19, seminar 2: Honor and Shame in Clash of World Cultures and Religions																
Y	221-066-203	SEM	3			T	5:00- 6:50P	BUNCHE A152	WOHL, R.A.		20	30	PN	1.0		
RESTRIC: FIRST-YEAR FRESHMEN																
History 19, seminar 3: Spectacle of Flight: How Aviation Transformed Western Culture																
Y	221-066-204	SEM	4			TBA			FRANK, S.		20	30	PN	1.0		
RESTRIC: FIRST-YEAR FRESHMEN																
History 19, seminar 4: Romanovs: Europe's Last Autocrats																
22	WRLD HIST 1760-PRES	Y	-----	LEC	1		TR	12:30- 1:45P	HUMANTS A51	THE STAFF	210	14	SO	5.0		
		Y	221-087-201	DIS	1A		T	9:00- 10:50A	FRANZ 2288			15			0.0	
		Y	221-087-202	DIS	1B		F	9:00- 10:50A	BUNCHE 2160			20			0.0	
		Y	221-087-203	DIS	1C		T	4:00- 5:50P	BUNCHE 2178			20			0.0	
		Y	221-087-204	DIS	1D		R	4:00- 5:50P	BUNCHE 2178			20			0.0	
		Y	221-087-205	DIS	1E		R	8:00- 9:50A	HAINES 122			20			0.0	
		Y	221-087-207	DIS	1G		F	9:00- 10:50A	HUMANTS A56			20			0.0	
		Y	221-087-208	DIS	1H		R	4:00- 5:50P	BUNCHE 3143			20			0.0	
		Y	221-087-209	DIS	1I		T	4:00- 5:15P	BUNCHE 3178			20			0.0	
		Y	221-087-210	DIS	1J		F	1:00- 2:50P	BUNCHE 3123			20			0.0	
		Y	221-087-211	DIS	1K		W	1:00- 2:50P	BUNCHE 2160			20			0.0	
		Y	221-087-212	DIS	1L		F	2:00- 3:50P	BUNCHE 2156			20			0.0	
		Y	221-087-214	DIS	1N		F	2:00- 3:50P	BUNCHE 2168			20			0.0	
		Y	221-087-215	DIS	1O		W	9:00- 10:50A	BUNCHE 2150			15			0.0	
		Y	221-087-216	DIS	1P		W	11:00- 12:50P	BUNCHE 2150			15			0.0	
		Y	221-267-201	SEM	1			T	1:00- 1:50P	BUNCHE 2121	HUNT, L.A.		12	30	SO	1.0
		RESTRIC: INSTRUCTOR CONSENT														
		96W	INT-HISTRCL PRACTICE	Y	221-289-200	SEM	1		T	9:00- 11:50A	BUNCHE 1265	GOLDBERG, K.		15	30	LG
RESTRIC: HIS,HIS/ART HIS,PRE-HIS,HIS-SCI MINR																
History 96W, seminar 1:																
Y	221-289-202	SEM	2			T	9:00- 11:50A	BUNCHE 3123	IRVIN, A.		15	30	LG	5.0		
RESTRIC: HIS,HIS/ART HIS,PRE-HIS,HIS-SCI MINR																
History 96W, seminar 2:																
Y	221-289-203	SEM	3			R	3:00- 5:50P	BUNCHE 2121	SCULL, K.		15	30	LG	5.0		
RESTRIC: HIS,HIS/ART HIS,PRE-HIS,HIS-SCI MINR																
History 96W, seminar 3:																
97B	MEDIEVAL HISTORY	Y	221-292-201	SEM	1		T	2:00- 4:50P	BUNCHE 2173	RUIZ, T.F.		15	30	SO	4.0	
RESTRIC: HIS,HIS/ART HIS,PRE-HIS,HIS-SCI MINR																
97D	US HISTORY	Y	221-294-200	SEM	1		T	9:00- 11:50A	BUNCHE 2173	CROW, M.		15	30	SO	4.0	
		RESTRIC: HIS,HIS/ART HIS,PRE-HIS,HIS-SCI MINR														
		History 97D, seminar 1:														
		Y	221-294-201	SEM	2			T	3:00- 5:50P	BUNCHE 2174	ADAMS, B.		15	30	SO	4.0
		RESTRIC: HIS,HIS/ART HIS,PRE-HIS,HIS-SCI MINR														
		Y	221-294-203	SEM	3			M	2:00- 4:50P	BUNCHE 2174	ADAMS, B.		15	30	SO	4.0
		RESTRIC: HIS,HIS/ART HIS,PRE-HIS,HIS-SCI MINR														
		Y	221-294-204	SEM	4			W	10:00- 12:50P	BUNCHE 2173	SCHMIDT, M.		15	30	SO	4.0
		RESTRIC: HIS,HIS/ART HIS,PRE-HIS,HIS-SCI MINR														
		Y	221-294-205	SEM	5			R	9:00- 11:50A	BUNCHE 2121	SCHMIDT, M.		15	30	SO	4.0
		RESTRIC: HIS,HIS/ART HIS,PRE-HIS,HIS-SCI MINR														
		Y	221-294-206	SEM	6			M	1:00- 3:50P	BUNCHE 2173	BROWN, E.L.		15	30	SO	4.0
RESTRIC: HIS,HIS/ART HIS,PRE-HIS,HIS-SCI MINR																
Y	221-294-207	SEM	7			M	9:00- 11:50A	HUMANTS A60	BROWN, E.L.		15	30	SO	4.0		
RESTRIC: HIS,HIS/ART HIS,PRE-HIS,HIS-SCI MINR																
97F	NEAR EASTERN HIST	Y	221-275-201	SEM	1		T	4:00- 6:50P	PUB AFF 1329	YOUSEFIAN, S.		15	30	SO	4.0	
		RESTRIC: HIS,HIS/ART HIS,PRE-HIS,HIS-SCI MINR														
		Y	221-275-202	SEM	2			R	11:00- 1:50P	ROLFE 3114	YOUSEFIAN, S.		15	30	SO	4.0
RESTRIC: HIS,HIS/ART HIS,PRE-HIS,HIS-SCI MINR																
97G	EAST ASIAN HISTORY	Y	221-276-202	SEM	2		M	4:00- 6:50P	BUNCHE 2150			15	30	SO	4.0	
		RESTRIC: HIS,HIS/ART HIS,PRE-HIS,HIS-SCI MINR														
History 97G, seminar 2:																
Y	221-276-203	SEM	3			W	4:00- 6:50P	BUNCHE 1265			15	30	SO	4.0		
RESTRIC: HIS,HIS/ART HIS,PRE-HIS,HIS-SCI MINR																
100	HISTORY&HISTORIANS	Y	221-301-200	LEC	1		R	1:00- 3:50P	PAB 2434	JACOB, M.C.		0	16	SO	4.0	
		RESTRIC: HIS,HIS/ART HIS,PRE-HIS,HIS-SCI MINR														

CATALOG NUMBER	COURSE TITLE	ENF REQ IM	ID NUMBER	CLS TYP	SEC	FEE	DAYS	TIME	BUILDING/ ROOM	INSTRUCTOR	ENRL CAP	XC	GD TP	UNITS
For History 191 classes, enrollment is not allowed until the second enrollment pass and is limited to junior/senior History and History/Art History majors.														
191D	SEM-UNITED STATES	Y	221-791-201	SEM 1			T	9:00- 11:50A	DODD 154	GOMEZ-QUINONES, J.	10	30	SO	4.0
	History 191D, seminar 1:	Y	221-791-202	SEM 2			T	2:00- 4:50P	BUNCHE 3123	LAMOREAUX, N.R.	15	30	SO	4.0
	History 191D, seminar 2:	Y	221-791-203	SEM 3			W	2:00- 4:50P	DODD 162	YIRUSH, C.B.	10	30	SO	4.0
	History 191D, seminar 3:	Y	221-791-204	SEM 4			T	10:00- 12:50P	BUNCHE A152	COREY, M.F.	15	30	SO	4.0
		Y	221-791-205	SEM 5			F	12:00- 2:50P	LAKRETZ 100	MERANZE, M.	15	30	SO	4.0
M191DC	CAPPP WASHINGTN SEM	Y	221-795-200	SEM 1			R	10:00- 12:50P	OFF CAM	DESVEAUX, J.A.	5	30	LG	8.0
For History 191 classes, enrollment is not allowed until the second enrollment pass and is limited to junior/senior History and History/Art History majors.														
191E	SEM-LATIN AMERICA	Y	221-792-201	SEM 1			M	10:00- 12:50P	PUB AFF 1329	DERBY, L.	15	30	SO	4.0
For History 191 classes, enrollment is not allowed until the second enrollment pass and is limited to junior/senior History and History/Art History majors.														
191G	SEM-EAST ASIA	Y	221-794-201	SEM 1			T	3:00- 5:50P	HUMANTS A48	MAROTTI, W.	15	30	SO	4.0
For History 191 classes, enrollment is not allowed until the second enrollment pass and is limited to junior/senior History and History/Art History majors.														
191L	SEM-JEWISH HISTORY	Y	221-887-201	SEM 1			M	10:00- 12:50P	BUNCHE 2173	STEIN, S.A.	15	30	SO	4.0
For History 191 classes, enrollment is not allowed until the second enrollment pass and is limited to junior/senior History and History/Art History majors.														
191M	SEM-SOUTHEAST ASIA	Y	221-888-201	SEM 1			W	2:00- 4:50P	ROYCE 162	SALMAN, M.	15	30	SO	4.0
For History 191 classes, enrollment is not allowed until the second enrollment pass and is limited to junior/senior History and History/Art History majors.														
191O	SEM-WORLD HISTORY	Y	221-896-201	SEM 1			M	3:00- 5:50P	ROLFE 3112	FORD, C.C.	15	30	SO	4.0
200N	ADV HIST AFRICA	Y	621-015-201	SEM 1			T	3:00- 5:50P	ROLFE 3119	ALPERS, E.A.	10	30	SO	4.0
M200W	ADV HIST-AMRCN INDN	Y	621-024-200	SEM 1			T	9:00- 11:50A	CAMPBEL 3232	NABOKOV, P.	5	30	LG	4.0
201B	TOPICS-ANCIENT ROME	Y	621-030-201	SEM 1			M	2:00- 4:50P	ROLFE 3114	RAPP, C.	15	30	SO	4.0
201D	TOPICS-ERLY MOD EUR	Y	621-032-201	SEM 1			R	3:00- 5:50P	BUNCHE 2173	FORD, C.C.	5	30	SO	4.0
		Y	621-032-202	SEM 2			T	4:00- 6:50P	BUNCHE 5288	HUNT, L.A.	10	30	SO	4.0
201E	TOPICS-MODRN EUROPE	Y	621-033-201	SEM 1			W	4:00- 6:50P	ROLFE 3119	WOHL, R.A.	10	30	SO	4.0
201H	TOPICS-U S	Y	621-036-200	SEM 1			W	2:00- 4:50P	ROLFE 3127	HILL, R.A.	10	30	SO	4.0
	History 201H, seminar 1:	Y	621-036-202	SEM 2			T	9:00- 11:50A	DODD 154	GOMEZ-QUINONES, J.	10	30	SO	4.0
	History 201H, seminar 2:	Y	621-039-201	SEM 1			M	3:00- 5:50P	PUB AFF 2292	SUBRAHMANYAM, S.	5	30	SO	4.0
201K	TOPICS-INDIA	Y	621-040-201	SEM 1			W	3:00- 5:50P	ROLFE 3131	GOLDMAN, A.S.	10	30	SO	4.0
	History 201K, seminar 1:	Y	621-043-201	SEM 1			W	2:00- 4:50P	ROLFE 3106	WEINER, D.B.	10	30	SO	4.0
201L	TOPICS-CHINA	Y	621-043-201	SEM 1			W	2:00- 4:50P	ROLFE 3106	WEINER, D.B.	10	30	SO	4.0
201O	TOPICS-SCIENCE TECH	Y	621-043-201	SEM 1			W	2:00- 4:50P	ROLFE 3106	WEINER, D.B.	10	30	SO	4.0
201T	TOPICS-SOUTHEA ASIA	Y	621-048-201	SEM 1			TBA			SALMAN, M.	10	30	SO	4.0
M218	PALEO-LATN MANSRIPT	Y	-----	LEC 1			TR	2:00- 4:50P	ROLFE 3106	ROUSE, R.H.	10	30	SO	4.0
235D	ECON HIST-20C EURO	Y	621-253-201	SEM 1			T	3:00- 5:50P	BOELTER 5514	BRENNER, R.P.	15	30	LG	4.0
246C	US HIST-20TH CNTURY	Y	621-259-200	SEM 1			T	2:00- 4:50P	BUNCHE A152	AVILA, E.R.	20	30	SO	4.0
263B	SEM-HIST AMER WEST	Y	621-340-201	SEM 1			W	9:00- 11:50A	ROLFE 3123	ARON, S.A.	10	30	LG	4.0
275C	COLLOQ-AFRICAN HIST	Y	621-418-201	DIS 1			T	1:00- 3:50P	BUNCHE 2150	APTER, A.	5	30	SO	4.0
297A	SEM-HIST OF SCIENCE	Y	621-505-201	SEM 1			M	1:00- 3:50P	BUNCHE 1265	JACOB, M.C.	10	30		4.0
495	TEACHING OF HISTORY	Y	621-795-200	SEM 1			UNSCHE			PITERBERG, G.	50	30	SU	4.0

HONORS COLLEGIUM

A per-unit Instructional Enhancement Fee is assessed on most L&S undergraduate nontutorial classes. See the Miscellaneous Fee Chart at <http://www.registrar.ucla.edu/fees> for fee amounts.

19	FIAT LUX FRSHMN SEM	Y	222-054-201	SEM 1			TBA			GRESSER, M.J.	20	30	PN	1.0
	Honors 19, seminar 1: How Drugs Are Made	Y	222-054-202	SEM 2			TBA			SELOW, S.L.	20	30	PN	1.0
	Honors 19, seminar 2: LGBT is Not a Sandwich: Straight Talk on Effects of Silence on Sexual and Gender Minorities in Los Angeles	Y	222-054-203	SEM 3			TBA			BODROGLIGETI, A.E.	20	30	PN	1.0
	Honors 19, seminar 3: From Royal Throne to Guantanamo Bay: America, Meet Uyghurs	Y	222-054-204	SEM 4			TBA			PLANN, S.J.	20	30	PN	1.0
	Honors 19, seminar 4: Muslim Student Experience at UCLA	Y	-----	SEM 1			TR	12:30- 1:45P	SLICHTER 2834	NARDI, D.	20	30	SO	5.0
25	ARTIFICIAL INTELLIGENCE	Y	222-118-201	LAB 1A			R	2:00- 2:50P	POWELL	NARDI, D.	20			0.0

CATALOG NUMBER	COURSE TITLE	ENF REQ	IM ID NUMBER	CLS TYP	SEC	FEE	DAYS	TIME	BUILDING/ ROOM	INSTRUCTOR	ENRL CAP	XC	GD TP	UNITS
30	VIETNAM WAR&US CLTR	Y	222-132-200	SEM 1			F	12:00- 2:50P	PUB AFF 2319	GOODWIN, J.E.	20	07	SO	4.0
			RESTRICT: INSTRUCTOR CONSENT											
37	AUTOBIOGRPHY&MEMOIR	Y	222-150-200	SEM 1			M	10:00- 12:50P	HAINES 110	GROBEL, L.M.	15	30	SO	5.0
			RESTRICT: INSTRUCTOR CONSENT											
46	DRUGS IN SOCIETY	Y	222-173-200	SEM 1			R	9:00- 11:50A	DODD 154	GRELLA, C.E.	22	12	SO	5.0
			RESTRICT: INSTRUCTOR CONSENT											
48	PLTCS OF REPRODUCTN	Y	222-179-200	SEM 1			TBA			KLIGMAN, G.	15	30	SO	4.0
			RESTRICT: INSTRUCTOR CONSENT											
56	LANG-WINDOW TO MIND	Y	-----	LEC 1			TBA			CURTISS, S.R.	40	20	SO	5.0
		Y	222-199-201	DIS 1A			R	9:00- 9:50A	HAINES A28		20			0.0
		Y	222-199-202	DIS 1B			R	10:00- 10:50A	HAINES A28		20			0.0
58	TIME-SOCIETY&HIST	Y	222-205-200	SEM 1			M	2:00- 4:50P	ROLFE 3118	ROY, W.G.	15	08	SO	5.0
			RESTRICT: INSTRUCTOR CONSENT											
64	ART AND AESTHETICS	Y	222-212-200	SEM 1			TR	4:00- 5:15P	FRANZ A279	ZAIDEL, D.	18	30	SO	5.0
			RESTRICT: INSTRUCTOR CONSENT											
70AL	GENE DISCOVERY LAB	Y	-----	SEM 1			M	6:00- 7:50P	LS 2805	GOLDBERG, R.B.	15	30	SO	5.0
			RESTRICT: INSTRUCTOR CONSENT											
		Y	222-253-201	LAB 1A			TR	2:00- 5:50P	LS 2822		15			0.0
			RESTRICT: INSTRUCTOR CONSENT											
86	PSYCHOLOGY OF FEAR	Y	222-270-200	SEM 1			W	9:00- 11:50A	BUNCHE 1221A	MAZEY, K.A.	20	30	SO	5.0
			RESTRICT: INSTRUCTOR CONSENT											
101B	UNDRGRD SCI JOURNAL	Y	222-305-200	SEM 1			W	4:00- 6:50P	BUNCHE 3117		20	09	PN	2.0
			RESTRICT: INSTRUCTOR CONSENT											
101C	JOURNL-HUMN&SOC SCI	Y	222-301-200	SEM 1			R	5:00- 7:50P	BUNCHE 2168	WILSON, R.	20	30	PN	2.0
			RESTRICT: INSTRUCTOR CONSENT											
		Y	222-301-201	SEM 2			T	4:00- 7:50P	BUNCHE 2181	WILSON, R.	20	30	PN	2.0
			RESTRICT: INSTRUCTOR CONSENT											
101D	COUNSL MULITCULTURL	Y	222-304-200	SEM 1			TR	5:00- 6:20P	BUNCHE 2156	REASE-MILES, L.	20	30	PN	2.0
			RESTRICT: INSTRUCTOR CONSENT											
101F	INTEGRITY IN RESRCH	Y	222-308-200	SEM 1			F	9:00- 10:50A	HUMANTS A40	PHELPS, P.E.	20	30	PN	2.0
			RESTRICT: INSTRUCTOR CONSENT											
103	SCIENTIFC KNOWLEDGE	Y	222-319-200	LEC 1			M	3:00- 5:50P	ROLFE 3134	ZUCKER, L.G.	20	30	SO	5.0
			RESTRICT: INSTRUCTOR CONSENT											
M106	IMAGINARY WOMEN	Y	222-306-200	SEM 1			TR	2:00- 3:50P	DODD 175	KING, K.C.	15	30	SO	4.0
			SAME AS: WOM STD M106											
			RESTRICT: INSTRUCTOR CONSENT											
114	ARCHITECTS FROM LA	Y	222-306-202	SEM 2			TR	3:30- 5:50P	HAINES 110		0		SO	4.0
		Y	222-379-200	SEM 1			T	9:00- 11:50A	HUMANTS A61	BERGREN, A.L.	20	30	SO	5.0
			RESTRICT: INSTRUCTOR CONSENT											
127	CITZNNSHP&LDRSHP&SER	Y	222-462-200	SEM 1			W	9:00- 11:50A	DE NEVE P349	NAPLES, R.J.	20	30	SO	4.0
			RESTRICT: INSTRUCTOR CONSENT											
M128SL	LATINOS&LING&LITRCY	Y	222-469-200	SEM 1			T	3:00- 5:50P	ROLFE 2118	PLANN, S.J.	0	30	SO	5.0
			SAME AS: APPLING M172SL, CHICANO M170SL, SPAN M172SL											
			RESTRICT: INSTRUCTOR CONSENT											
139	AFR AMERCANS&AFRICA	Y	222-522-200	SEM 1			TR	1:00- 2:50P	BUNCHE 2174	HODGE, F.S.	20	30	SO	5.0
			RESTRICT: INSTRUCTOR CONSENT											
141	POSTGENOMIC BIO&MED	Y	222-526-200	SEM 1			TF	3:00- 4:50P	GONDA 5303	DELL'ANGELICA, E.C	20	30	SO	5.0
			RESTRICT: INSTRUCTOR CONSENT											
144	STIGMA-ANTHRO-OTHER	Y	222-532-200	SEM 1			W	12:00- 2:50P	HAINES 310	HAMMOND, P.B.	15	06	SO	4.0
			RESTRICT: INSTRUCTOR CONSENT											
			For Honors Collegium M152, contact jdiamond@geog.ucla.edu to enroll.											
M152	PAST SOCIETIES&FUTR	Y	-----	LEC 1			T	1:00- 2:50P	BUNCHE A163	DIAMOND, J.M.	40	30	SO	5.0
			SAME AS: ANTHRO M158Q, GEOG M153											
			RESTRICT: INSTRUCTOR CONSENT											
		Y	222-548-201	DIS 1A			R	10:00- 11:50A	BUNCHE A170	ANTOINE, K.E.	20			0.0
			RESTRICT: INSTRUCTOR CONSENT											
		Y	222-548-202	DIS 1B			R	1:00- 2:50P	BUNCHE A170	ANTOINE, K.E.	20			0.0
			RESTRICT: INSTRUCTOR CONSENT											
M157	INTRNTL REL-MIDEAST	Y	-----	LEC 1			MW	12:00- 1:15P	BROAD 2160E	SPIEGEL, S.L.	108	05	SO	4.0
			SAME AS: POL SCI M132B											
			RESTRICT: INSTRUCTOR CONSENT											
		Y	222-642-201	DIS 1A			R	3:30- 4:20P	MS 5147		9			0.0
			RESTRICT: INSTRUCTOR CONSENT											
		Y	222-642-202	DIS 1B			R	3:30- 4:20P	MS 5138		9			0.0
			RESTRICT: INSTRUCTOR CONSENT											
		Y	222-642-203	DIS 1C			R	4:30- 5:20P	DODD 178		9			0.0
			RESTRICT: INSTRUCTOR CONSENT											
		Y	222-642-204	DIS 1D			R	4:30- 5:20P	MS 5137		9			0.0
			RESTRICT: INSTRUCTOR CONSENT											
		Y	222-642-205	DIS 1E			R	5:30- 6:20P	BUNCHE 3164		8			0.0
			RESTRICT: INSTRUCTOR CONSENT											
		Y	222-642-206	DIS 1F			R	5:30- 6:20P	BUNCHE 3170		9			0.0
			RESTRICT: INSTRUCTOR CONSENT											
		Y	222-642-207	DIS 1G			F	10:00- 10:50A	BUNCHE 4276		9			0.0
			RESTRICT: INSTRUCTOR CONSENT											
		Y	222-642-208	DIS 1H			F	10:00- 10:50A	MS 3915A		9			0.0
			RESTRICT: INSTRUCTOR CONSENT											
		Y	222-642-209	DIS 1I			F	11:00- 11:50A	DODD 162		9			0.0
			RESTRICT: INSTRUCTOR CONSENT											
		Y	222-642-210	DIS 1J			F	11:00- 11:50A	MS 3915A		9			0.0
			RESTRICT: INSTRUCTOR CONSENT											
		Y	222-642-211	DIS 1K			F	12:00- 12:50P	BUNCHE 3153		9			0.0
			RESTRICT: INSTRUCTOR CONSENT											
		Y	222-642-212	DIS 1L			F	12:00- 12:50P	ROYCE 166		9			0.0
			RESTRICT: INSTRUCTOR CONSENT											
169	IMPOSTURE&NTL IDENT	Y	222-714-200	SEM 1			W	2:00- 4:50P	HUMANTS A61	HILL, R.A.	20	30	SO	5.0
			RESTRICT: INSTRUCTOR CONSENT											
171	RATIONALTY&EMOTIONS	Y	222-726-200	SEM 1			TR	11:00- 12:15P	SLICHTR 2834	TENHOUTEN, W.D.	20	13	SO	5.0
			RESTRICT: INSTRUCTOR CONSENT											
174	NANO IN NEW TCHNLGY	Y	222-744-200	SEM 1			TR	9:00- 10:50A	LAKRETZ 101	GIMZEWSKI, J.K.	0	30	SO	5.0
			RESTRICT: INSTRUCTOR CONSENT											
175	TERRORISM AND WMD	Y	222-750-200	SEM 1			W	10:00- 12:50P	HAINES 118	INTRILIGATOR, M.D.	40	30	SO	5.0
			RESTRICT: INSTRUCTOR CONSENT											

CATALOG NUMBER	COURSE TITLE	ENF REQ IM	ID NUMBER	CLS TYP	SEC	FEE	DAYS	TIME	BUILDING/ ROOM	INSTRUCTOR	ENRL CAP	XC	GD TP	UNITS
252A	TPC-SYNTAX&SEMANTCS	Y	653-390-200	SEM 1			TR	9:00- 10:50A	ROLFE 3127	RETT, J.L.	10	30	LG	4.0
252B	TPC-SYNTAX&SEMANTCS	Y	653-391-200	SEM 1			TR	9:00- 10:50A	ROLFE 3131	RETT, J.L.	10	30	SU	2.0
261C	SEM IN PHONOLOGY	Y	653-440-200	SEM 1			T	4:00- 5:50P	ROLFE 3120	HAYES, B.P.	15	30	SU	2.0/4.0
RESTRICT: ALL LINGUISTICS-RELATED MAJORS														
262C	SEM-SYNTAX&SEMANTCS	Y	653-459-200	SEM 1			F	2:00- 4:50P	CAMPBEL 2122A	HALLMAN, P.J.	15	30	SU	2.0/4.0
RESTRICT: ALL LINGUISTICS-RELATED MAJORS														
264C	SPCL TPCS-LING THRY	Y	653-475-200	SEM 1			W	4:00- 5:50P	CAMPBEL 2122A	CURTISS, S.R.	15	30	SU	2.0/4.0
RESTRICT: ALL LINGUISTICS-RELATED MAJORS														
265C	AMER INDIAN LING	Y	653-394-200	SEM 1			T	1:00- 1:50P	CAMPBEL 2122A	MUNRO, P.	10	30	SU	4.0/1.0/3.0
RESTRICT: ALL LINGUISTICS-RELATED MAJORS														
275	LINGUISTIC COLLOQUUM	Y	653-512-200	DIS 1			F	11:00- 1:50P	PUB AFF 2250	MAHAJAN, A.K.	10	30	SU	4.0
RESTRICT: ALL LINGUISTICS-RELATED MAJORS														
276	LING COLLOQUIUM	Y	653-518-200	DIS 1			F	11:00- 1:50P	PUB AFF 2250	MAHAJAN, A.K.	50		SU	0.0
RESTRICT: ALL LINGUISTICS-RELATED MAJORS														
403	PRACTICAL PHONETICS	Y	653-704-200	LEC 1			TR	9:00- 10:50A	PUB AFF 2232	ZURAW, K.R.	15	12	SU	1.0
RESTRICT: ALL LINGUISTICS-RELATED MAJORS														
422	PHONETIC DATA ONLY	Y	653-725-200	LAB 1			TBA			KEATING, P.	20	30	SU	2.0
RESTRICT: ALL LINGUISTICS-RELATED MAJORS														
495	COLLEGE TEACHG-LING	Y	653-795-201	SEM 1			TBA				15	30	SU	2.0
RESTRICT: ALL LINGUISTICS-RELATED MAJORS														
		Y	653-795-202	SEM 2			W	4:00- 5:50P	HAINES 122		20	30	SU	2.0
RESTRICT: ALL LINGUISTICS-RELATED MAJORS														

MANAGEMENT

Management 108 through 128 are limited to Business Economics and Mathematics/Applied Science majors and Accounting minors during the first enrollment pass. Any junior/senior may enroll on the second pass. Management 200 through 299 (excluding 237), 406, 407, 413A, and 413B may be available to UCLA GRADUATE STUDENTS who meet the requisites for the class, space permitting. Interested students should go to the FIRST CLASS MEETING for instructions and PTE numbers. Management 237A thru 237N are limited to Master of Financial Engineering (M.F.E.) Program students. Management 402, 403, 405, 408, 409, 410, 411A, 411B, 420, and 430 are limited to M.B.A. and Fully Employed M.B.A. Program students.

1A	ACCOUNTING PRINCPLS	Y	-----	LEC 1			TR	10:00- 11:50A	KORN C314	LITT, D.S.	240	13	SO	4.0
		Y	260-001-201	DIS 1A			TBA				40			0.0
		Y	260-001-202	DIS 1B			TBA				40			0.0
		Y	260-001-203	DIS 1C			TBA				40			0.0
		Y	260-001-204	DIS 1D			TBA				40			0.0
		Y	260-001-205	DIS 1E			TBA				40			0.0
		Y	260-001-206	DIS 1F			TBA				40			0.0
		Y	-----	LEC 2			TR	12:00- 1:50P	KORN C314	LITT, D.S.	240	14	SO	4.0
		Y	260-001-221	DIS 2A			TBA				40			0.0
		Y	260-001-222	DIS 2B			TBA				40			0.0
		Y	260-001-223	DIS 2C			TBA				40			0.0
		Y	260-001-224	DIS 2D			TBA				40			0.0
		Y	260-001-225	DIS 2E			TBA				40			0.0
		Y	260-001-226	DIS 2F			TBA				40			0.0
1B	ACCOUNTING PRINCPLS	Y	-----	LEC 1			TR	8:00- 9:50A	KORN C314	RAVETCH, D.S.	240	27	SO	4.0
		Y	260-002-201	DIS 1A			TBA				40			0.0
		Y	260-002-202	DIS 1B			TBA				40			0.0
		Y	260-002-203	DIS 1C			TBA				40			0.0
		Y	260-002-204	DIS 1D			TBA				40			0.0
		Y	260-002-205	DIS 1E			TBA				40			0.0
		Y	260-002-206	DIS 1F			TBA				40			0.0
19	FIAT LUX FRSHMN SEM	Y	260-057-201	SEM 1			TBA			LIENTZ, B.P.	20	30	PN	1.0
RESTRICT: FIRST-YEAR FRESHMEN														
Management 19, seminar 1: Project Management														
		Y	260-057-202	SEM 2			TBA			SUBRAHMANYAM, A.	20	30	PN	1.0
RESTRICT: FIRST-YEAR FRESHMEN														
Management 19, seminar 2: Understanding Financial Markets														
		Y	260-057-203	SEM 3			TBA			CHOWDHRY, B.	20	30	PN	1.0
RESTRICT: FIRST-YEAR FRESHMEN														
Management 19, seminar 3: Microfinance: Enabling Poor to Escape Poverty and Manage Risks														
		Y	260-057-204	SEM 4			TBA			SCHOLLHAMMER, H.	20	30	PN	1.0
RESTRICT: FIRST-YEAR FRESHMEN														
Management 19, seminar 4: Entrepreneurial Process: Starting and Managing New Business Venture														
Management 108 is limited to Business Economics and Mathematics/Applied Science majors and Accounting minors during the first enrollment pass. Any junior/senior may enroll on the second pass. Other students must obtain a PTE number during the first class meeting.														
108	BUSINESS LAW	Y	260-320-200	LEC 1			MW	10:30- 11:50A	HUMANTS 135	GUERIN, J.	80	03	SO	4.0
RESTRICT: MATH/APPBUS-ECON, OR ACCNTNG MINOR														
		Y	260-320-201	LEC 2			T	4:00- 6:50P	HAINES A2	LEIVA, M.	80	15	SO	4.0
RESTRICT: MATH/APPBUS-ECON, OR ACCNTNG MINOR														
M118A	COMPLEXITY SCIENCE	Y	260-409-200	LEC 1			TR	10:00- 11:50A	CORNELL D307	MCKELVEY, W.W.	25	30	LG	4.0
SAME AS: HUM CS M130														
Management 120A is limited to Business Economics and Mathematics/Applied Science majors and Accounting minors during the first enrollment pass. Any junior/senior may enroll on the second pass. Other students must obtain a PTE number during the first class meeting.														
120A	INTRMED ACCNTNG I	Y	260-491-200	LEC 1			MW	10:00- 11:50A	WG YOUNG CS50	BERGES, T.L.	50	26	SO	5.0
RESTRICT: MATH/APPBUS-ECON, OR ACCNTNG MINOR														
		Y	260-491-201	LEC 2			TR	8:00- 9:50A	ROYCE 154	LITT, D.S.	80	26	SO	5.0
RESTRICT: MATH/APPBUS-ECON, OR ACCNTNG MINOR														
Management 120B is limited to Business Economics and Mathematics/Applied Science majors and Accounting minors during the first enrollment pass. Any junior/senior may enroll on the second pass. Other students must obtain a PTE number during the first class meeting.														
120B	INTRMED ACCNTNG II	Y	260-492-200	LEC 1			TR	1:00- 2:50P	HAINES A18	RAVETCH, D.S.	46	26	SO	5.0
RESTRICT: MATH/APPBUS-ECON, OR ACCNTNG MINOR														
		Y	260-492-201	LEC 2			TR	10:00- 11:50A	ROYCE 154	RAVETCH, D.S.	50	26	SO	5.0
RESTRICT: MATH/APPBUS-ECON, OR ACCNTNG MINOR														
Management 122 is limited to Business Economics and Mathematics/Applied Science majors and Accounting minors during the first enrollment pass. Any junior/senior may enroll on the second pass. Other students must obtain a PTE number during the first class meeting.														
122	MANAGEMNT ACCOUNTNG	Y	260-510-200	LEC 1			TR	12:30- 1:50P	FOWLER A103B	CONSTAS, M.	80	14	SO	4.0
RESTRICT: MATH/APPBUS-ECON, OR ACCNTNG MINOR														
		Y	260-510-201	LEC 2			TR	2:00- 3:20P	FOWLER A139	CONSTAS, M.	80	15	SO	4.0
RESTRICT: MATH/APPBUS-ECON, OR ACCNTNG MINOR														
Management 123 is limited to Business Economics and Mathematics/Applied Science majors and Accounting minors during the first enrollment pass. Any junior/senior may enroll on the second pass. Other students must obtain a PTE number during the first class meeting.														
123	AUDITING	Y	260-518-200	LEC 1			TR	1:00- 2:20P	HUMANTS A65	GARDNER TRELOAR, J	80	15	SO	4.0
RESTRICT: MATH/APPBUS-ECON, OR ACCNTNG MINOR														

CATALOG NUMBER	COURSE TITLE	ENF REQ IM	ID NUMBER	CLS TYP	SEC	FEE	DAYS	TIME	BUILDING/ ROOM	INSTRUCTOR	ENRL CAP	XC	GD TP	UNITS
Management 124 is limited to Business Economics and Mathematics/Applied Science majors and Accounting minors during the first enrollment pass. Any junior/senior may enroll on the second pass. Other students must obtain a PTE number during the first class meeting.														
124	ADVANCED ACCOUNTING	Y	260-528-200	LEC 1			MW	1:00- 2:20P	PUB AFF 1222	KLEIN, G.L.	80	06	SO	4.0
RESTRIC: MATH/APPBUS-ECON, OR ACCNTNG MINOR														
Management 127A is limited to Business Economics and Mathematics/Applied Science majors and Accounting minors during the first enrollment pass. Any junior/senior may enroll on the second pass. Other students must obtain a PTE number during the first class meeting.														
127A	TAX PRINCIPLES&PLCY	Y	260-539-200	LEC 1			MW	9:30- 10:45A	DODD 175	KLEIN, G.L.	80	02	SO	4.0
RESTRIC: MATH/APPBUS-ECON, OR ACCNTNG MINOR														
		Y	260-539-201	LEC 2			TR	11:30- 12:50P	GEOLOGY 3656	GARDNER TRELOAR, J	80	13	SO	4.0
RESTRIC: MATH/APPBUS-ECON, OR ACCNTNG MINOR														
Management 127B is limited to Business Economics and Mathematics/Applied Science majors and Accounting minors during the first enrollment pass. Any junior/senior may enroll on the second pass. Other students must obtain a PTE number during the first class meeting.														
127B	CORP&PARTNERSHIP TAX	Y	260-540-200	LEC 1			MW	8:00- 9:20A	DODD 175	KLEIN, G.L.	80	01	SO	4.0
RESTRIC: MATH/APPBUS-ECON, OR ACCNTNG MINOR														
Management 128 is limited to Business Economics and Mathematics/Applied Science majors and Accounting minors during the first enrollment pass. Any junior/senior may enroll on the second pass. Other students must obtain a PTE number during the first class meeting.														
128	SPCL TPC-ACCOUNTING	Y	260-541-200	LEC 1			TR	9:30- 10:50A	FRANZ 1260	GARDNER TRELOAR, J	80	12	SO	4.0
180	SPECIAL TOPICS	Y	260-780-201	LEC 1			M	5:00- 7:50P	CORNELL D313	LIENTZ, B.P.	40	30	SO	4.0
Management 180, lecture 1:														
		Y	260-780-202	LEC 2			TBA			CAULEY, S.D.	40	20	SO	4.0
RESTRIC: JUNIORS AND ABOVE														
Management 180, lecture 2:														
201A	BUSINESS FORECASTNG	Y	260-780-203	LEC 3			MW	2:30- 3:50P	BUNCHE 1209B	HABIBI, P.B.	180	07	SO	4.0
		Y	660-007-200	DIS 1			TBA			THE STAFF	60	30	LG	4.0
RESTRIC: FULL-TIME MBA, MGMT MS/PHD STUDENTS														
215	NEGOTIATIONS ANLY	Y	660-078-200	DIS 1			W	1:00- 3:50P		LIPPMAN, S.A.	60	30	SO	4.0
RESTRIC: FULL-TIME MBA, MGMT MS/PHD STUDENTS														
		Y	660-078-201	DIS 2			W	7:00- 10:00P		LIPPMAN, S.A.	60	23	SO	4.0
RESTRIC: FEMBA														
220	CORP FINANCL REPTNG	Y	660-098-200	LEC 1			T	7:00- 10:00P		SUSSMAN, E.H.	60	22	SO	4.0
RESTRIC: FEMBA														
224	TOPICS-BUSINESS LAW	Y	660-114-200	LEC 1			MW	1:00- 2:30P		GUERIN, J.	60	06	SO	4.0
RESTRIC: FULL-TIME MBA, MGMT MS/PHD STUDENTS														
226	ADV TPCS-ACCOUNTING	Y	660-151-200	LEC 1			TR	10:00- 11:30A		SUSSMAN, E.H.	60	30	SO	4.0
RESTRIC: FEMBA														
227	TAXATN&MGMT DECISNS	Y	660-152-200	LEC 1			TBA			FREIXES, G.	60	30	SO	4.0
RESTRIC: FEMBA														
228	FINANCL STTMNT ANLY	Y	660-159-200	LEC 1			MW	10:00- 11:30A		HUGHES, J.S.	60	03	SO	4.0
RESTRIC: FULL-TIME MBA, MGMT MS/PHD STUDENTS														
		Y	660-159-201	LEC 2			MW	1:00- 2:30P		HUGHES, J.S.	60	06	SO	4.0
RESTRIC: FULL-TIME MBA, MGMT MS/PHD STUDENTS														
229Z	ACCOUNTING WORKSHOP	Y	660-168-200	DIS 1			F	11:00- 12:30P		THE STAFF	20	30	SU	2.0
RESTRIC: INSTRUCTOR CONSENT														
231C	CORPORATE VALUATION	Y	660-186-200	LEC 1			TBA			YANG, L.	0	30	LG	4.0
RESTRIC: FULL-TIME MBA, MGMT MS/PHD STUDENTS														
		Y	660-186-201	LEC 2			TBA			YANG, L.	0	30	LG	4.0
RESTRIC: FEMBA														
231D	TAKEOVERS&RESTRUCTR	Y	660-189-200	LEC 1			TR	10:00- 11:30A		MARTOS-VILA, M.	60	13	SO	4.0
RESTRIC: FULL-TIME MBA, MGMT MS/PHD STUDENTS														
232A	SCR T ANLY&INVT MGT	Y	660-192-200	LEC 1			TR	8:00- 9:30A		LUSTIG, H.N.	60	11	SO	4.0
RESTRIC: FULL-TIME MBA, MGMT MS/PHD STUDENTS														
232B	FIXED-INCOME MARKTS	Y	660-194-200	LEC 1			M	1:00- 3:50P		THE STAFF	60	05	SO	4.0
RESTRIC: FULL-TIME MBA, MGMT MS/PHD STUDENTS														
		Y	660-194-201	LEC 2			M	7:00- 10:00P		LONGSTAFF, F.A.	60	30	SO	4.0
RESTRIC: FEMBA														
232E	MRKT&CRDT RISK MGMT	Y	660-196-200	LEC 1			TBA			GESKE, R.L.	0	30	LG	4.0
RESTRIC: FULL-TIME MBA, MGMT MS/PHD STUDENTS														
234A	INTNTL FINNCL MRKTS	Y	660-206-200	LEC 1			M	4:00- 6:50P		ROLL, R.W.	60	30	SO	4.0
RESTRIC: FULL-TIME MBA, MGMT MS/PHD STUDENTS														
237D	DERIVATIVE MARKETS	Y	660-220-200	LEC 1			TBA			GESKE, R.L.	0	30	SO	4.0
RESTRIC: DEPARTMENT CONSENT														
237F	FIXED-INCOME MARKTS	Y	660-143-200	LEC 1			TBA			LONGSTAFF, F.A.	0	30	SO	4.0
RESTRIC: FEMBA														
237G	CMPTTN MTHD-FINANCE	Y	660-144-200	LEC 1			TBA				0	30	SO	4.0
RESTRIC: DEPARTMENT CONSENT														
237H	QUANT ASSET MGMT	Y	660-145-200	LEC 1			TBA				0	30	SO	4.0
RESTRIC: DEPARTMENT CONSENT														
238	SPEC TOPICS-FINANCE	Y	660-221-200	LEC 1			W	1:00- 3:50P		CHOWDHRY, B.	60	30	SO	4.0
RESTRIC: FEMBA														
Management 238, lecture 1:														
239C	EMPRCL RSCH-FINANCE	Y	660-221-201	LEC 2			TBA			CHOWDHRY, B.	0	30	SO	4.0
		Y	660-225-200	LEC 1			TBA			ROLL, R.W.	0	30	SO	4.0
239Z	FINANCE WORKSHOP	Y	660-229-200	DIS 1			F	10:30- 1:00P		CARLIN, B.I.	35	30	SU	2.0
RESTRIC: MANAGEMENT M.S./PH.D. MAJORS														
240F	SUPPLY CHAIN MNGMNT	Y	660-235-200	LEC 1			T	1:00- 3:50P		TANG, C.S.	46	15	SO	4.0
RESTRIC: FULL-TIME MBA, MGMT MS/PHD STUDENTS														
		Y	660-235-201	LEC 2			T	7:00- 10:00P		TANG, C.S.	46	22	SO	4.0
RESTRIC: FEMBA														
242A	OP PLAN&SCHD&CNTRL	Y	660-250-200	DIS 1			TBA			RAJARAM, K.	0	30	SO	4.0
243Z	SEM-DECNS&OPS&TECH	Y	660-268-200	SEM 1			W	1:00- 3:50P		CARO, F.	25	30	SO	2.0
RESTRIC: INSTRUCTOR CONSENT														
245	TOPCS-DECS&OPS&TECH	Y	660-271-200	LEC 1			TBA			AHMADI, R.H.	0	30	SO	4.0
RESTRIC: FULL-TIME MBA, MGMT MS/PHD STUDENTS														
258	HROB SEMINAR	Y	660-325-200	SEM 1			F	1:00- 3:00P		UNZUETA, M.M.	20	30	SO	1.0-4.0
RESTRIC: MANAGEMENT M.S./PH.D. MAJORS														
259B	HUMAN RESOURCE MGMT	Y	660-332-200	LEC 1			TBA			JACOBY, S.M.	0	30	SO	4.0
261A	SALES&CHANNEL MGMT	Y	660-344-200	LEC 1			M	3:00- 6:00P		BUCKLIN, R.E.	60	08	LG	4.0
RESTRIC: FULL-TIME MBA, MGMT MS/PHD STUDENTS														
		Y	660-344-201	LEC 2			M	7:00- 10:00P		BUCKLIN, R.E.	60	21	LG	4.0
RESTRIC: FEMBA														
261B	GLOBAL MARKTNG MGMT	Y	660-347-200	LEC 1			TBA			ZHANG, S.	0	30	LG	4.0
		Y	660-347-201	LEC 2			TBA			ZHANG, S.	0	30	LG	4.0
263A	CONSUMER BEHAVIOR	Y	660-353-200	LEC 1			TBA			DROLET, A.L.	0	30	SO	4.0
		Y	660-353-201	LEC 2			TBA			DROLET, A.L.	0	30	SO	4.0

CATALOG NUMBER	COURSE TITLE	ENF REQ IM	ID NUMBER	CLS TYP	SEC	FEE	DAYS	TIME	BUILDING/ ROOM	INSTRUCTOR	ENRL CAP	XC	GD TP	UNITS
268	SEL TOPICS IN MKTNG	Y	660-380-200	LEC 1				TBA		SOOD, S.	0	30	SO	4.0
269D	BEHVR LRSRCH-MRKTNG	Y	660-385-200	DIS 1				TBA		SOOD, S.	0	30	SO	4.0
269Z	WORKSHOP-MARKETING	Y	660-390-200	DIS 1				F 10:30-12:00P		SHU, S.B.	20	30	LG	2.0
274A	TOPICS-INFO SYSTEMS	Y	660-400-200	DIS 1				R 4:00-6:50P		GREENBERGER, M.	60	30	SO	4.0
	Management 274A, discussion 1:													
		Y	660-400-201	DIS 2				TBA		LIENTZ, B.P.	46	30	SO	4.0
	Management 274A, discussion 2:													
277B	REAL ESTT FINNC LAW	Y	660-421-200	LEC 1				TR 8:00-9:15A	LAW	NELSON, G.S.	10	11	LG	1.0-6.0
279A	REAL EST INVESTMNTS	Y	660-426-200	LEC 1				TR 8:00-9:30A		SUSSMAN, E.H.	65	30	SO	4.0
		Y	660-426-201	LEC 2				TBA		SUSSMAN, E.H.	65	30	SO	4.0
279B	ENTRPRL RE DEVLPMT	Y	660-428-200	LEC 1				W 4:00-6:50P		GABRIEL, S.A.	60	09	SO	4.0
281B	PEOPLE IN ORGANZTNS	Y	660-454-200	DIS 1				T 3:00-6:00P		CULBERT, S.A.	20	15	SO	4.0
M292A	RSRCH&DEVEL POLICY	Y	660-520-200	LEC 1				TBA		SAKAKIBARA, M.	0	30	SO	4.0
M292B	GROWTH&SCI&TECHNLGY	Y	660-521-200	LEC 1				TBA		DARBY, M.R.	60	30	SO	4.0
293A	PLTC ENVIR-US BSNS	Y	660-527-200	LEC 1				TBA		DARBY, M.R.	0	30	SO	4.0
295A	ENTRPRN&VNTR INITIA	Y	660-530-200	DIS 1				W 8:30-11:30A		GEIS, G.T.	60	30	SO	4.0
		Y	660-530-201	DIS 2				R 7:00-10:00P		ABE, G.J.	60	30	SO	4.0
		Y	660-530-202	DIS 3				TBA		ABE, G.J.	60	30	SO	4.0
295B	SMALL BUSINESS MGMT	Y	660-532-200	DIS 1				TBA		NATHANSON, D.A.	0	30	SO	4.0
295D	BUSINESS PLAN DEVL	Y	660-538-200	LEC 1				M 4:00-6:50P		BOUTROS-GHALI, T.	60	30	SO	4.0
297E	BSNS-EMERGING MRKTS	Y	660-542-200	LEC 1				R 4:00-6:50P		EDWARDS, S.	60	16	SO	4.0
298D	SPEC TOPICS MANGMNT	Y	660-547-201	DIS 1				W 8:30-11:30A		LIEBERMAN, M.B.	42	30	SO	1.0-4.0
	Management 298D, discussion 1:													
		Y	660-547-202	DIS 2				M 4:00-6:50P		RUMELT, R.P.	15	30	SO	1.0-4.0
	Management 298D, discussion 2:													
		Y	660-547-203	DIS 3				TR 8:00-9:30A		RUMELT, R.P.	72	30	SO	1.0-4.0
	Management 298D, discussion 3:													
		Y	660-547-204	DIS 4				T 4:00-6:50P		DARBY, M.R.	60	30	SO	1.0-4.0
	Management 298D, discussion 4:													
		Y	660-547-205	DIS 5				M 8:30-11:30A		MCKELVEY, W.W.	60	30	SO	1.0-4.0
	Management 298D, discussion 5:													
		Y	660-547-206	DIS 6				T 4:00-6:50P		OLIAN, J.D.	60	30	SO	1.0-4.0
	Management 298D, discussion 6:													
		Y	660-547-207	DIS 7				R 4:00-6:50P		OUCHI, W.G.	60	30	SO	1.0-4.0
	Management 298D, discussion 7:													
		Y	660-547-208	DIS 8				W 4:00-6:50P		OUCHI, W.G.	60	30	SO	1.0-4.0
	Management 298D, discussion 8:													
		Y	660-547-209	DIS 9				W 4:00-6:50P		THE STAFF	60	30	SO	1.0-4.0
	Management 298D, discussion 9:													
		Y	660-547-210	DIS 10				M 7:00-10:00P		ALDERTON, D.J.	60	30	SO	1.0-4.0
	Management 298D, discussion 10:													
		Y	660-547-211	DIS 11				T 10:30-11:45A		GEIS, G.T.	72	30	SO	1.0-4.0
	Management 298D, discussion 11:													
		Y	660-547-212	DIS 12				W 4:00-6:50P		BAIM, D.	60	30	SO	1.0-4.0
	Management 298D, discussion 12:													
		Y	660-547-213	DIS 13				S 2:00-4:50P		GUERIN, J.	42	30	SO	1.0-4.0
	Management 298D, discussion 13:													
		Y	660-547-214	DIS 14				TBA		GREENBLATT, J.A.	0	30	SO	1.0-4.0
	Management 298D, discussion 14:													
		Y	660-547-215	DIS 15				R 7:00-10:00P		OSBORNE, A.E.	60	30	SO	1.0-4.0
	Management 298D, discussion 15:													
		Y	660-547-216	DIS 16				S 9:00-12:00P		SCHOLLHAMMER, H.	60	30	SO	1.0-4.0
	Management 298D, discussion 16:													
298Z	MGMT STRATGY&POLICY	Y	660-550-200	DIS 1				F 1:30-3:00P		RAMANARAYANAN, S. SNYDER, J.A.	15	30	SU	2.0
299M	RSCH MTHDS-ORG&MGMT	Y	660-557-200	SEM 1				F 9:00-12:50P		UNZUETA, M.M.	15	30	SO	4.0
406	GLOBAL MACROECONOMY	Y	660-639-200	LEC 1				T 4:00-6:50P		THE STAFF	60	30	LG	4.0

CATALOG NUMBER	COURSE TITLE	ENF REQ IM	ID NUMBER	CLS TYP	SEC	FEE	DAYS	TIME	BUILDING/ ROOM	INSTRUCTOR	ENRL CAP	XC	GD TP	UNITS
224	VASCULAR BIOLOGY	Y	669-142-200	LEC 1			TR	2:00- 3:50P	BIO SCI 154	IRUELA-ARISPE, L.M	30	30	LG	4.0
266C	STM CLLS&DSEAS MCHN	Y	669-401-200	SEM 1						WEINMASTER, G.A.	10	30	SU	2.0
M272	STEM CELL BIOLOGY	Y	669-432-200	LEC 1			MWF	10:00- 11:20A	BIO SCI	DORSHKIND, K.A.	0	30	SO	4.0
289	PLANT MOLECULAR BIO	Y	669-534-200	DIS 1				UNSCHE		HIRSCH, A.M.	15	30	SU	2.0

MOLECULAR, CELLULAR, AND INTEGRATIVE PHYSIOLOGY

A per-unit Instructional Enhancement Fee is assessed on most L&S undergraduate nontutorial classes. See the Miscellaneous Fee Chart at <http://www.registrar.ucla.edu/fees> for fee amounts.

M200G	BIO-LEARNING&MEMORY	N	677-006-200	LEC 1			MW	1:00- 2:50P	HLTHSCI 63214	GLANZMAN, D.L.	0	30	LG	4.0
M215	MOLEC&CELL FOUNDTNS	N	677-090-200	LEC 1				TBA		TIDBALL, J.G.	10	30	LG	5.0
249	PATHOGN-MSCL DSEASE	N	677-294-200	SEM 1						SPENCER, M.J.	10	30	SU	2.0

MOVING IMAGE ARCHIVE STUDIES

498	DIRECTED PRACTICUM	N	713-796-201	TUT 1				UNSCHE		RICCI, S.	12	30	SU	2.0-8.0
		N	713-796-202	TUT 2				UNSCHE		RICCI, S.	12	30	SU	2.0-8.0
		N	713-796-203	TUT 3				UNSCHE		RICCI, S.	12	30	SU	2.0-8.0

MUSIC

Music 60A-65. Undergraduate Instruction in Performance -- Music majors ONLY. Music C90A-90N. Performance Organizations -- Audition REQUIRED. Music 160A-165. Undergraduate Instruction in Performance for the Performance Specialist -- Music majors ONLY. Music 460A-475. Graduate Instruction in Performance -- M.M. and D.M.A. students ONLY.

60AS	VIOLIN	N	281-092-200	STU 1				VAR	SMB	POGOSSIAN, M.	15	30	SO	2.0
		N	281-092-201	STU 2				VAR	SMB	SUTRE, G.B.	15	30	SO	2.0
60BS	VIOLA	N	281-095-200	STU 1				VAR	SMB	O'NEILL, R.M.	8	30	SO	2.0
60CS	CELLO	N	281-098-200	STU 1				VAR	SMB	LYSY, A.	8	30	SO	2.0
60DS	STRING BASS	N	281-101-200	STU 1				VAR	SMB	HANULIK, C.	8	30	SO	2.0
60ES	HARP	N	281-104-200	STU 1				VAR	SMB	NEILL, L.A.	8	30	SO	2.0
60FS	CLASSICAL GUITAR	N	281-107-200	STU 1				VAR	SMB	YATES, P.F.	8	30	SO	2.0
61AS	FLUTE	N	281-122-200	STU 1				VAR	SMB	STOKES, S.	8	30	SO	2.0
61BS	OBOE	N	281-125-200	STU 1				VAR	SMB	DAVIS, J.D.	8	30	SO	2.0
61CS	CLARINET	N	281-128-200	STU 1				VAR	SMB	GRAY, G.G.	12	30	SO	2.0
61DS	BASSOON	N	281-131-200	STU 1				VAR	SMB	STEINMETZ, J.A.	8	30	SO	2.0
61ES	SAXOPHONE	N	281-134-200	STU 1				VAR	SMB	MASEK, D.H.	8	30	SO	2.0
62AS	TRUMPET	N	281-141-200	STU 1				VAR	SMB	LINDEMANN, J.H.	10	30	SO	2.0
62BS	FRENCH HORN	N	281-144-200	STU 1				VAR	SMB	COOPER, C.J.	10	30	SO	2.0
62CS	TROMBONE	N	281-147-200	STU 1				VAR	SMB	MILLER, J.T.	10	30	SO	2.0
62DS	TUBA	N	281-150-200	STU 1				VAR	SMB	SHERIDAN, P.R.	5	30	SO	2.0
63S	PERCUSSION	N	281-154-200	STU 1				VAR	SMB	PETERS, M.T.	5	30	SO	2.0
64AS	PIANO	N	281-160-200	STU 1				VAR	SMB	REZAI, S.	10	30	SO	2.0
		N	281-160-201	STU 2				VAR	SMB	MARGULIS, V.	10	30	SO	2.0
		N	281-160-202	STU 3				VAR	SMB	SNOW, J.L.	15	30	SO	2.0
		N	281-160-203	STU 4				VAR	SMB	PONCE, W.	10	30	SO	2.0
64BS	ORGAN	N	281-163-200	STU 1				VAR	SMB	BULL, C.	5	30	SO	2.0
65S	VOICE	N	281-172-200	STU 1				VAR	SMB	GONDEK, J.K.	10	30	SO	2.0
		N	281-172-201	STU 2				VAR	SMB	DEAN, M.E.	10	30	SO	2.0
		N	281-172-202	STU 3				VAR	SMB	CHERNOV, V.	5	30	SO	2.0
M87	SPECIAL COURSES	N	-----	LEC 1			TR	9:00- 10:50A	SMB 1200	NEWTON, J.W.	0	30	LG	5.0
		N	281-253-201	DIS 1A			M	9:00- 9:50A	SMB 1151	RAULERSON, G.H.	0			0.0
		N	281-253-202	DIS 1B			M	9:00- 9:50A	SMB 1421	PETTIT, A.J.	0			0.0
		N	281-253-203	DIS 1C			M	9:00- 10:50A	SMB 1535	HECKMAN, C.J.	0			0.0
		N	281-253-204	DIS 1D			M	10:00- 10:50A	SMB 1151	RAULERSON, G.H.	0			0.0
		N	281-253-205	DIS 1E			M	10:00- 10:50A	SMB 1421	PETTIT, A.J.	0			0.0
		N	281-253-206	DIS 1F			M	9:00- 10:50A	SMB 1535	HECKMAN, C.J.	0			0.0

CATALOG NUMBER	COURSE TITLE	ENF REQ IM	ID NUMBER	CLS TYP	SEC	FEE	DAYS	TIME	BUILDING/ ROOM	INSTRUCTOR	ENRL CAP	XC	GD TP	UNITS	
C90A	UCLA CHORALE	N	281-254-200	ACT	1		MW	3:00- 5:15P	SMB	1325	NEUEN, D.	125	30	SO	2.0
90B	COLLEGIATE CHORUS	N	281-256-200	ACT	1		TBA				NEUEN, D.	125	30	SO	2.0
90C	CHAMBER SINGERS	N	281-257-200	ACT	1		M	5:30- 7:30P	SMB	1325	NEUEN, D.	20	30	SO	2.0
90D	OPERA WORKSHOP	N	281-258-200	ACT	1		TR	3:00- 5:50P	SMB	1100	KAZARAS, P.D.	40	30	SO	2.0
C90E	SYMPHONY ORCHESTRA	N	281-259-200	ACT	1		TR	3:00- 5:40P	SMB	1343	STULBERG, N.H.	100	30	SO	2.0
		N	281-259-201	ACT	2						STULBERG, N.H.	60	30	SO	2.0
90F	SYMPHONIC BAND	N	281-260-200	ACT	1		T	3:00- 4:50P	SMB	1345	LEE, D.T.	100	30	SO	2.0
C90G	WIND ENSEMBLE	N	281-262-200	ACT	1		MW	3:00- 4:50P	SMB	1345	LEE, D.T.	80	30	SO	2.0
90M	MRCHNG&VARSITY BAND	N	281-268-200	ACT	1		R	3:00- 4:50P	SMB	1345	HENDERSON, G.	200	30	SO	2.0
90P	ALEXANDER TECHNIQUE	N	281-271-200	LEC	1		M	1:00- 2:50P	SMB	1325	RODRIGUE, J.	20	30	LG	2.0
90Q	PIANO&KEYBRD ACCOMP	N	281-276-200	ACT	1		VAR				SNOW, J.L.	20	30	SO	2.0
90R	GUITAR ACCOMPANYING	N	281-288-200	ACT	1		VAR				SNOW, J.L.	10	30	SO	2.0
90S	HARP ACCOMPANYING	N	281-289-200	ACT	1		VAR				SNOW, J.L.	5	30	SO	2.0
100A	GENERAL MUSIC	N	281-302-200	LEC	1		M	6:00- 8:50P	SMB	1354	MCGRAW-MODES, G.B.	20	30	LG	4.0
111B	TECH-MUSIC EDUC II	N	281-352-200	LAB	1		T	7:00- 7:50P	SMB	B648	HENDERSON, G.	15	30	LG	1.0
114E	TRUMPET&TROMBONE	N	281-423-200	STU	1		TR	1:00- 1:50P	SMB	1345	HEUSER, F.	20	30	LG	1.0
114F	HORN&TUBA	N	281-424-200	STU	1		TR	2:00- 2:50P	SMB	1345	HEUSER, F.	15	30	LG	1.0
114H	OTHER PERCUSSION	N	281-432-200	STU	1		TR	8:00- 8:50A	SMB	B665A	FLICKINGER, K.L.	30	30	LG	1.0
120C	MUSIC THEORY VI	N	-----	LEC	1		TW	9:00- 10:50A	SMB	1420	CARLSON, M.C.	30	30	SO	4.0
123C	COMPOSITION	N	281-387-201	DIS	1A		MR	9:00- 10:50A	SMB	1420	KRYKA, J.J.	15			0.0
		N	281-387-202	DIS	1B		MR	9:00- 10:50A	SMB	1402	KRYKA, J.J.	15			0.0
		N	-----	LEC	2		MW	1:00- 2:50P	SMB	1439	KROUSE, I.	45	30	SO	4.0
		N	281-387-211	DIS	2A		TR	1:00- 2:50P	SMB	1439	STEIN, J.H.	22			0.0
		N	281-387-212	DIS	2B		TR	1:00- 2:50P	SMB	1354	STEIN, J.H.	22			0.0
		N	281-393-200	LEC	1		MW	1:00- 2:50P	SMB	2646	LEFKOWITZ, D.S.	15	30	SO	4.0
124C	SCORNG-CHORL ENSMBL	N	281-404-200	DIS	1		TR	1:00- 2:20P	SMB	2646	MILBURN, D.S.	15	30	LG	4.0
160AS	ADVANCED VIOLIN	N	281-542-200	STU	1		VAR		SMB		POGOSSIAN, M.	10	30	SO	2.0
160BS	ADVANCED VIOLA	N	281-542-201	STU	2		VAR		SMB		SUTRE, G.B.	10	30	SO	2.0
160CS	ADVANCED CELLO	N	281-546-200	STU	1		VAR		SMB		O'NEILL, R.M.	5	30	SO	2.0
160DS	ADV STRING BASS	N	281-550-200	STU	1		VAR		SMB		LYSY, A.	5	30	SO	2.0
160ES	ADVANCED HARP	N	281-554-200	STU	1		VAR		SMB		HANULIK, C.	5	30	SO	2.0
160FS	ADV CLASSICL GUITAR	N	281-558-200	STU	1		VAR		SMB		NEILL, L.A.	5	30	SO	2.0
161AS	ADVANCED FLUTE	N	281-562-200	STU	1		VAR		SMB		YATES, P.F.	5	30	SO	2.0
161BS	ADVANCED OBOE	N	281-576-200	STU	1		VAR		SMB		STOKES, S.	5	30	SO	2.0
161CS	ADVANCED CLARINET	N	281-582-200	STU	1		VAR		SMB		DAVIS, J.D.	5	30	SO	2.0
161DS	ADVANCED BASSOON	N	281-588-200	STU	1		VAR		SMB		GRAY, G.G.	15	30	SO	2.0
161ES	ADVANCED SAXOPHONE	N	281-594-200	STU	1		VAR		SMB		STEINMETZ, J.A.	5	30	SO	2.0
162AS	ADVANCED TRUMPET	N	281-600-200	STU	1		VAR		SMB		MASEK, D.H.	5	30	SO	2.0
162BS	ADV FRENCH HORN	N	281-612-200	STU	1		VAR		SMB		LINDEMANN, J.H.	10	30	SO	2.0
162CS	ADVANCED TROMBONE	N	281-616-200	STU	1		VAR		SMB		COOPER, C.J.	8	30	SO	2.0
162DS	ADVANCED TUBA	N	281-619-200	STU	1		VAR		SMB		MILLER, J.T.	8	30	SO	2.0
163S	ADVANCED PERCUSSION	N	281-622-200	STU	1		VAR		SMB		SHERIDAN, P.R.	8	30	SO	2.0
164AS	ADVANCED PIANO	N	281-630-200	STU	1		VAR		SMB		PETERS, M.T.	5	30	SO	2.0
164BS	ADVANCED ORGAN	N	281-644-200	STU	1		VAR		SMB		PONCE, W.	5	30	SO	2.0
165S	ADVANCED VOICE	N	281-644-201	STU	2		VAR		SMB		MARGULIS, V.	5	30	SO	2.0
		N	281-644-202	STU	3		VAR		SMB		SNOW, J.L.	5	30	SO	2.0
		N	281-650-200	STU	1		VAR		SMB		BULL, C.	5	30	SO	2.0
		N	281-663-200	STU	1		VAR		SMB		GONDEK, J.K.	10	30	SO	2.0
		N	281-663-201	STU	2		VAR		SMB		DEAN, M.E.	15	30	SO	2.0
C167	TOPICS-KEYBOARD LIT	N	281-663-202	STU	3		VAR		SMB		CHERNOV, V.	0	30	SO	2.0
C175	CHAMBER ENSEMBLES	N	281-675-200	LEC	1		R	5:15- 8:15P	SMB	1200	PONCE, W.	30	30	SO	2.0
		N	281-757-201	ACT	1		VAR		SMB		POGOSSIAN, M.	15	30	SO	2.0
		N	281-757-202	ACT	2		VAR		SMB		O'NEILL, R.M.	15	30	SO	2.0

Music C175, activity 1:

Music C175, activity 2:

CATALOG NUMBER	COURSE TITLE	ENF REQ IM	ID NUMBER	CLS TYP	SEC	FEE	DAYS	TIME	BUILDING/ ROOM	INSTRUCTOR	ENRL CAP	XC	GD TP	UNITS	
	Music C175, activity 3:	N	281-757-203	ACT 3			VAR		SMB	LYSY, A.	15	30	SO	2.0	
	Music C175, activity 4:	N	281-757-204	ACT 4			VAR		SMB	YATES, P.F.	15	30	SO	2.0	
	Music C175, activity 5:	N	281-757-205	ACT 5			VAR		SMB	GRAY, G.G.	20	30	SO	2.0	
	Music C175, activity 6:	N	281-757-206	ACT 6			F	3:00- 5:50P	SMB 1343	CHENG, G.C.	20	30	SO	2.0	
	Music C175, activity 7:	N	281-757-207	ACT 7			VAR		SMB	LINDEMANN, J.H.	15	30	SO	2.0	
	Music C175, activity 8:	N	281-757-208	ACT 8			VAR		SMB	PETERS, M.T.	15	30	SO	2.0	
	Music C175, activity 9:	N	281-757-209	ACT 9			VAR		SMB	PONCE, W.	15	30	SO	2.0	
	Music C175, activity 10:	N	281-757-210	ACT 10			VAR		SMB	MARGULIS, V.	15	30	SO	2.0	
	Music C175, activity 11:	N	281-757-211	ACT 11			R	1:00- 2:50P	SMB 1151	HANSEN, J.I.	15	30	SO	2.0	
	Music C175, activity 13:	N	281-757-213	ACT 13			VAR		SMB	SNOW, J.L.	15	30	SO	2.0	
	Music C175, activity 14:	N	281-757-214	ACT 14			VAR		SMB	MILLER, J.T.	15	30	SO	2.0	
	Music C175, activity 15:	N	281-757-215	ACT 15			VAR		SMB	MASEK, D.H.	15	30	SO	2.0	
	Music C175, activity 16:	N	281-757-216	ACT 16			VAR		SMB	GONDEK, J.K.	5	30	SO	2.0	
	Music C175, activity 17:	N	281-757-217	ACT 17			VAR		SMB	BULL, C.	5	30	SO	2.0	
	Music C175, activity 18:	N	281-757-218	ACT 18			VAR		SMB	LINDEMANN, J.H.	10	30	SO	2.0	
		N	281-757-219	ACT 19			VAR		SMB	MIRANDA, R.	15	30	SO	2.0	
		N	281-757-220	ACT 20			VAR		SMB	SUTRE, G.B.	10	30	SO	2.0	
204	BIBLIOG-PERFORMERS	N	681-032-200	LEC 1			T	10:00- 12:50P	SMB 1354	JUDKINS, J.	25	30	LG	4.0	
252	SEM-COMPOSITION	N	681-317-201	SEM 1			TBA			CARLSON, M.C.	10	30	SO	4.0	
		N	681-317-202	SEM 2			TBA			CHIHARA, P.S.	10	30	SO	4.0	
		N	681-317-203	SEM 3			TBA			KROUSE, I.	10	30	SO	4.0	
		N	681-317-204	SEM 4			TBA			LEFKOWITZ, D.S.	10	30	SO	4.0	
253	COMPOSITION&THEORY	N	681-326-200	SEM 1			M	3:00- 5:50P	SMB 1420	MORRIS, M.B.	10	30	SO	4.0	
261D	PRB PERFORMNC PRACT	N	681-378-200	SEM 1			T	10:00- 12:50P	SMB 1535	MCCLARY, S.K.	15	30	LG	4.0	
C267	TOPICS-KEYBOARD LIT	N	681-412-200	LEC 1			R	5:15- 8:15P	SMB 1200	PONCE, W.	30	30	SO	2.0	
271	MUSIC&ELECTRNC TECH	N	681-460-200	LEC 1			MW	10:00- 11:50A	SMB B648	WALSER, R.	10	30	LG	4.0	
CM282	MUSIC INDUSTRY	N	681-492-200	LEC 1			MW	11:00- 12:50P	SMB	SEEGER, A.	0	30	LG	4.0	
		SAME AS: ETHNOMU CM288,MUSCLGY CM288													
290	COMPOSITION FORUM	N	681-540-200	SEM 1			W	3:00- 5:50P	SMB 2646	CHIHARA, P.S.	15	30	LG	2.0	
292	SPECIAL TOPICS	N	681-552-200	SEM 1			R	10:00- 12:50P	SMB 1354	WALSER, R.	15	30	SO	4.0	
460A	VIOLIN	N	681-644-200	STU 1			VAR		SMB	POGOSSIAN, M.	7	30	LG	6.0	
		N	681-644-201	STU 2			VAR		SMB	SUTRE, G.B.	10	30	LG	6.0	
460B	VIOLA	N	681-645-200	STU 1			VAR		SMB	O'NEILL, R.M.	8	30	LG	6.0	
460C	CELLO	N	681-646-200	STU 1			VAR		SMB	LYSY, A.	5	30	LG	6.0	
460D	STRING BASS	N	681-647-200	STU 1			VAR		SMB	HANULIK, C.	5	30	LG	6.0	
460F	CLASSICAL GUITAR	N	681-649-200	STU 1			VAR		SMB	YATES, P.F.	5	30	LG	6.0	
461A	FLUTE	N	681-664-200	STU 1			VAR		SMB	STOKES, S.	5	30	LG	6.0	
461B	OBOE	N	681-665-200	STU 1			VAR		SMB		5	30	LG	6.0	
461C	CLARINET	N	681-666-200	STU 1			VAR		SMB	GRAY, G.G.	5	30	LG	6.0	
461E	SAXOPHONE	N	681-668-200	STU 1			VAR		SMB	MASEK, D.H.	5	30	LG	6.0	
462A	TRUMPET	N	681-684-200	STU 1			VAR		SMB	LINDEMANN, J.H.	3	30	LG	6.0	
462B	FRENCH HORN	N	681-685-200	STU 1			VAR		SMB	COOPER, C.J.	5	30	LG	6.0	

CATALOG NUMBER	COURSE TITLE	ENF REQ IM	ID NUMBER	CLS TYP	SEC	FEE	DAYS	TIME	BUILDING/ ROOM	INSTRUCTOR	ENRL CAP	XC	GD TP	UNITS
462C	TROMBONE	N	681-687-200	STU 1			VAR		SMB	MILLER, J.T.	5	30	LG 6.0	
462D	TUBA	N	681-688-200	STU 1			VAR		SMB	SHERIDAN, P.R.	5	30	LG 6.0	
463	PERCUSSION	N	681-702-200	STU 1			VAR		SMB	PETERS, M.T.	5	30	LG 6.0	
464A	PIANO	N	681-719-200	STU 1			VAR		SMB	PONCE, W.	8	30	LG 6.0	
464B	ORGAN	N	681-719-201	STU 2			VAR		SMB	MARGULIS, V.	8	30	LG 6.0	
465	VOICE	N	681-736-200	STU 1			VAR		SMB	BULL, C.	5	30	LG 6.0	
470	OPERA STUDIO-GRADS	N	681-770-200	STU 1			VAR		SMB	GONDEK, J.K.	10	30	LG 6.0	
475	MSTR CLASS-CONDUCTNG	N	681-770-201	STU 2			VAR		SMB	DEAN, M.E.	5	30	LG 6.0	
		N	681-780-200	LAB 1			TR	3:00- 5:50P	SMB	1100 KAZARAS, P.D.	15	30	SO 4.0	
		N	681-787-200	STU 1			VAR		SMB	LEE, D.T.	5	30	SO 6.0	
		N	681-787-201	STU 2			VAR		SMB	NEUEN, D.	8	30	SO 6.0	
		N	681-787-202	STU 3			VAR		SMB	STULBERG, N.H.	5	30	SO 6.0	
C480	UCLA CHORALE	N	681-790-200	ACT 1			MW	3:00- 5:15P	SMB	1325 NEUEN, D.	15	30	LG 2.0	
C481	SYMPHONY ORCHESTRA	N	681-791-200	ACT 1			TBA			STULBERG, N.H.	30	30	LG 2.0	
C482	WIND ENSEMBLE	N	681-792-200	ACT 1			TBA			LEE, D.T.	20	30	LG 2.0	
C485	CHAMBER ENSEMBLES	N	681-794-201	ACT 1			VAR		SMB	MILLER, J.T.	5	30	LG 2.0	
	Music C485, activity 1:	N	681-794-202	ACT 2			VAR		SMB	O'NEILL, R.M.	5	30	LG 2.0	
	Music C485, activity 2:	N	681-794-203	ACT 3			VAR		SMB	LYSY, A.	5	30	LG 2.0	
	Music C485, activity 3:	N	681-794-204	ACT 4			VAR		SMB	YATES, P.F.	5	30	LG 2.0	
	Music C485, activity 4:	N	681-794-205	ACT 5			VAR		SMB	GRAY, G.G.	15	30	LG 2.0	
	Music C485, activity 5:	N	681-794-206	ACT 6			F	3:00- 5:50P	SMB	1343 CHENG, G.C.	20	30	LG 2.0	
	Music C485, activity 6:	N	681-794-207	ACT 7			VAR		SMB	LINDEMANN, J.H.	15	30	LG 2.0	
	Music C485, activity 7:	N	681-794-208	ACT 8			VAR		SMB	PETERS, M.T.	15	30	LG 2.0	
	Music C485, activity 8:	N	681-794-209	ACT 9			VAR		SMB	PONCE, W.	5	30	LG 2.0	
	Music C485, activity 9:	N	681-794-210	ACT 10			VAR		SMB	MARGULIS, V.	10	30	LG 2.0	
	Music C485, activity 10:	N	681-794-211	ACT 11			VAR		SMB	HANSEN, J.I.	20	30	LG 2.0	
	Music C485, activity 11:	N	681-794-213	ACT 13			VAR		SMB	SNOW, J.L.	15	30	LG 2.0	
	Music C485, activity 13:	N	681-794-214	ACT 14			VAR		SMB	BOOTH, W.C.	15	30	LG 2.0	
	Music C485, activity 14:	N	681-794-215	ACT 15			VAR		SMB	MASEK, D.H.	15	30	LG 2.0	
	Music C485, activity 15:	N	681-794-216	ACT 16			VAR		SMB	GONDEK, J.K.	5	30	LG 2.0	
	Music C485, activity 16:	N	681-794-217	ACT 17			VAR		SMB	BULL, C.	5	30	LG 2.0	
	Music C485, activity 17:	N	681-794-218	ACT 18			VAR		SMB	LINDEMANN, J.H.	10	30	LG 2.0	
	Music C485, activity 18:	N	681-794-219	ACT 19			VAR		SMB	MIRANDA, R.	5	30	LG 2.0	

MUSICOLOGY

Music History

A per-unit Instructional Enhancement Fee is assessed on most L&S undergraduate nontutorial classes. See the Miscellaneous Fee Chart at <http://www.registrar.ucla.edu/fees> for fee amounts.

12W	WRITING ABOUT MUSIC	N	-----	LEC 1			TR	11:00- 12:50P	SMB	1344	60	13	LG 5.0	
		N	278-036-201	LAB 1A			F	9:00- 9:50A	SMB	1402	20		0.0	
		N	278-036-202	LAB 1B			F	10:00- 10:50A	SMB	1402	20		0.0	
		N	278-036-203	LAB 1C			F	1:00- 1:50P	SMB	1402	20		0.0	
														RESTRIC: MUSIC HISTORY MAJORS

CATALOG NUMBER	COURSE TITLE	ENF REQ IM	ID NUMBER	CLS TYP	SEC	FEE	DAYS	TIME	BUILDING/ ROOM	INSTRUCTOR	ENRL CAP	XC	GD TP	UNITS
270	SEM IN NEUROSCIENCE	N	707-419-200	SEM 1			TBA			BRECHA, N.C.	15	30	SU	1.0
				RESTRIC: GRADUATE STUDENTS										
M287	NEURAL MICROCIRCUIT	N	707-522-200	LEC 1			TR	1:00- 2:50P	HLTHSCI 63214	FELDMAN, J.L.	15	15	LG	4.0
				RESTRIC: GRADUATE STUDENTS										
NEUROSCIENCE														
A per-unit Instructional Enhancement Fee is assessed on most L&S undergraduate nontutorial classes. See the Miscellaneous Fee Chart at http://www.registrar.ucla.edu/fees for fee amounts.														
19	FIAT LUX FRSHMN SEM	Y	298-057-200	SEM 1			T	9:00- 10:50A	LAKRETZ 100	CHANDLER, S.H.	20	30	PN	1.0
				Neuroscience 19, seminar 1: Shall We Dance? How Brain Controls Movement in Health and Disease										
				For Neuroscience M101C, there will be one evening midterm examination at a date and time to be determined.										
M101C	BHVR&CGNTV NEUROSCI	Y	-----	LEC 1			TR	2:00- 3:50P	WGYOUNG CS76	KRASNE, F.	120	15	SO	5.0
				SAME AS: MCD BIO M175C,PHY SCI M180C,PSYCH M117C										
		Y	298-311-201	DIS 1A			F	8:00- 9:20A	GEOLOGY 4645		20			0.0
		Y	298-311-202	DIS 1B			F	9:30- 10:50A	GEOLOGY 4645		20			0.0
		Y	298-311-203	DIS 1C			F	11:00- 12:20P	GEOLOGY 4645		20			0.0
		Y	298-311-204	DIS 1D			F	12:30- 1:50P	GEOLOGY 4645		20			0.0
		Y	298-311-205	DIS 1E			F	2:00- 3:20P	GEOLOGY 4645		20			0.0
		Y	298-311-206	DIS 1F			F	3:30- 4:50P	GEOLOGY 4645		20			0.0
M119L	HUMAN NEUROPSYCHLGY	Y	298-412-200	LEC 1			TR	12:30- 1:45P	FRANZ 3534	ZAIDEL, D.	10	30	SO	4.0
				SAME AS: PSYCH M119L										
179	NEUROLGCL DISORDERS	Y	298-774-200	LEC 1			MW	4:00- 5:50P	BOTANY 133	CEPEDA, C.	25	30	LG	4.0
				RESTRIC: NEUROSCIENCE MAJORS OR MINORS										
180	NEURL DVLP&DISEASE	Y	298-780-200	SEM 1			TR	11:00- 12:15P	WGYOUNG 1044	CARPENTER, E.M.	35	30	LG	4.0
				RESTRIC: NEUROSCIENCE MAJORS OR MINORS										
181	LEARNING AND MEMORY	Y	298-786-200	SEM 1			W	1:00- 3:50P	SLICHTR 2834	XIE, C.	15	30	LG	4.0
				RESTRIC: NEUROSCIENCE MAJORS OR MINORS										
182	PHRM-DRUGS OF ABUSE	Y	298-792-200	SEM 1			TBA			HOWARD, S.G.	25	30	LG	4.0
				RESTRIC: NEUROSCIENCE MAJORS OR MINORS										
NEUROSCIENCE-GRADUATE														
205	SYSTEM NEUROSCIENCE	N	786-030-200	LEC 1			MW	10:00- 11:50A	GEOLOGY 4660	IACOBONI, M.	40	30	LG	4.0
				RESTRIC: GRADUATE STUDENTS										
207	INTEGRY-SCI INVSTGN	N	786-042-200	DIS 1			TBA			SUTTON, R.L.	12	30	SU	2.0
				RESTRIC: NEUROSCIENCE GRADUATE STUDENTS										
		N	786-042-201	DIS 2			TBA			SUTTON, R.L.	12	30	SU	2.0
				RESTRIC: NEUROSCIENCE GRADUATE STUDENTS										
211C	EVAL-RESEARCH LIT	N	786-068-200	DIS 1			TBA			PRINS, M.L.	20	30	SU	2.0
				RESTRIC: NEUROSCIENCE GRADUATE STUDENTS										
M212C	RSRCH LIT-NEUROENGR	N	786-074-200	DIS 1			TBA			JUDY, J.W.	5	30	SU	2.0
				RESTRIC: GRADUATE STUDENTS										
M220	BIO-LEARNING&MEMORY	N	786-120-200	LEC 1			MW	1:00- 2:50P	HLTHSCI 63214	GLANZMAN, D.L.	20	30	LG	4.0
				RESTRIC: GRADUATE STUDENTS										
M287	NEURAL MICROCIRCUIT	N	-----	LEC 1			TR	1:00- 2:50P	HLTHSCI 63214	FELDMAN, J.L.	5	15	LG	4.0
				RESTRIC: GRADUATE STUDENTS										
M293	CULTURE&BRAIN&DEVL	N	786-558-200	SEM 1			TBA				5	30	SU	1.0
				RESTRIC: GRADUATE STUDENTS										
NURSING														
50	FUNDAMENTALS OF EPI	N	302-150-200	LEC 1			TBA				65	30	LG	4.0
				RESTRIC: NURSING MAJORS										
54A	PATHOPHYSIOLOGY I	N	302-162-200	LEC 1			TR	9:00- 10:50A	FACTOR 5255	BATES-JENSEN, B.M.	59	30	LG	3.0
				RESTRIC: NURSING MAJORS										
162A	TER PRV MED-SG/G I	N	302-673-200	LEC 1			R	9:00- 2:50P	FACTOR A660A	ESCOTO-LLOYD, C.S.	52	30	LG	5.0
				RESTRIC: NURSING MAJORS										
162B	TER PRV-MATERNITY	N	302-674-200	LEC 1			F	10:00- 12:50P	FACTOR 5255	ESCOTO-LLOYD, C.S.	52	30	LG	3.0
				RESTRIC: NURSING MAJORS										
163	CLIN-MED-SG/GER I	N	302-679-201	CLI 1			TBA			ESCOTO-LLOYD, C.S.	17	30	PN	4.0
				RESTRIC: NURSING MAJORS										
		N	302-679-202	CLI 2			TBA			GABSTER, C.M.	17	30	PN	4.0
				RESTRIC: NURSING MAJORS										
		N	302-679-203	CLI 3			TBA			VILLESENDA, A.M.	17	30	PN	4.0
				RESTRIC: NURSING MAJORS										
164	CLIN-MATERNITY	N	302-684-200	CLI 1			TBA			DUNCAN, PL.	52	30	PN	2.0
				RESTRIC: NURSING MAJORS										
171C	PUB HEALTH NURSING	N	302-628-200	LEC 1			F	8:00- 10:50A	FACTOR A660A	VERZEMNIEKS, I.L.	65	30	LG	3.0
				RESTRIC: NURSING MAJORS										
171D	PUB HEALTH NURSING	N	302-629-201	CLI 1			TBA			GRAVES, J.N.	13	30	PN	3.0
				RESTRIC: NURSING MAJORS										
		N	302-629-202	CLI 2			TBA			WEATHERSBY, J.H.	13	30	PN	3.0
				RESTRIC: NURSING MAJORS										
		N	302-629-203	CLI 3			TBA			RUIZ, M.E.	13	30	PN	3.0
		N	302-629-204	CLI 4			TBA			THE STAFF	12	30	PN	3.0
		N	302-629-205	CLI 5			TBA			THE STAFF	12	30	PN	3.0
204	RSRCH DSGN&CRITIQUE	N	702-029-200	LEC 1			TBA			GIGER, J.A.	27	30	LG	4.0
				RESTRIC: NURSING GRADUATE STUDENTS										
		N	702-029-201	LEC 2			F	9:00- 11:50A	FACTOR	FONGWA, M.N.	27	30	LG	4.0
				RESTRIC: NURSING GRADUATE STUDENTS										
205C	ADV QUAL RSC MTHD 2	N	702-033-200	LEC 1			T	2:00- 5:50P	FACTOR 5242	PIETERS, H.C.	10	30	LG	4.0
				RESTRIC: NURSING GRADUATE STUDENTS										
210C	NURSING INTERVENTN	N	702-066-200	LEC 1			R	1:00- 3:50P	FACTOR 2539	LYDER, C.H.	15	30	LG	4.0
				RESTRIC: NURSING GRADUATE STUDENTS										
218D	NURSNG ADMIN THEORY	N	702-143-200	LEC 1			R	10:00- 1:50P	FACTOR 4147A	BESWICK, M.D.	16	14	LG	4.0
				RESTRIC: NURSING GRADUATE STUDENTS										
219B	OPERATNS PLAN&CNTRL	N	702-147-200	LEC 1			R	10:00- 1:50P	FACTOR 4145	MCLAUGHLIN, E.J.	14	14	LG	4.0
				RESTRIC: NURSING GRADUATE STUDENTS										
225B	ADV PHARM II	N	702-158-200	LEC 1			T	8:00- 9:50A	FACTOR A660A	SHETH, A.A.	100	30	LG	2.0
				RESTRIC: NURSING GRADUATE STUDENTS										
				Nursing 225B, lecture 2, is limited to MECN/prelicensure students.										
		N	702-158-201	LEC 2			TBA				60	30	LG	2.0
				RESTRIC: NURSING GRADUATE STUDENTS										
230B	ADV PATHOPHYSIOL II	N	702-184-200	LEC 1			T	10:00- 11:50A	FACTOR A660A		100	30	LG	2.0
				RESTRIC: NURSING GRADUATE STUDENTS										

CATALOG NUMBER	COURSE TITLE	ENF REQ IM	ID NUMBER	CLS TYP	SEC	FEE	DAYS	TIME	BUILDING/ ROOM	INSTRUCTOR	ENRL CAP	XC	GD TP	UNITS
		Y	312-049-205	DIS	1E		R	11:00- 11:50A	DODD 170		25			0.0
		Y	312-049-206	DIS	1F		R	12:00- 12:50P	BUNCHE 3117		25			0.0
		Y	312-049-207	DIS	1G		R	1:00- 1:50P	DODD 178		25			0.0
		Y	312-049-208	DIS	1H		R	2:00- 2:50P	DODD 178		25			0.0
		Y	312-049-209	DIS	1I		F	1:00- 1:50P	DODD 154		25			0.0
		Y	312-049-210	DIS	1J		F	2:00- 2:50P	DODD 154		25			0.0
		Y	312-049-213	DIS	1M						15			0.0
		Y	312-049-214	DIS	1N						15			0.0
22	INTRO-ETHICAL THRY	Y	-----	LEC	1		TR	9:30- 10:45A	HAINES 39	LAWRENCE, G.	360	12	SO	5.0
		Y	312-079-201	DIS	1A		M	9:00- 9:50A	DODD 178		25			0.0
		Y	312-079-202	DIS	1B		M	10:00- 10:50A	DODD 178		25			0.0
		Y	312-079-203	DIS	1C		M	11:00- 11:50A	DODD 178		25			0.0
		Y	312-079-204	DIS	1D		M	12:00- 12:50P	DODD 178		25			0.0
		Y	312-079-205	DIS	1E		W	9:00- 9:50A	DODD 178		25			0.0
		Y	312-079-206	DIS	1F		W	10:00- 10:50A	DODD 178		25			0.0
		Y	312-079-207	DIS	1G		W	11:00- 11:50A	DODD 178		25			0.0
		Y	312-079-208	DIS	1H		W	12:00- 12:50P	DODD 178		25			0.0
		Y	312-079-209	DIS	1I		F	9:00- 9:50A	DODD 178		25			0.0
		Y	312-079-210	DIS	1J		F	10:00- 10:50A	DODD 178		25			0.0
		Y	312-079-211	DIS	1K		F	11:00- 11:50A	DODD 178		25			0.0
		Y	312-079-212	DIS	1L		F	12:00- 12:50P	DODD 178		25			0.0
		Y	312-079-213	DIS	1M						15			0.0
		Y	312-079-214	DIS	1N						15			0.0
100C	MDRN PHIL-1650-1800	Y	-----	LEC	1		TR	1:00- 2:50P	ROLFE 1200	CARRIERO, J.P.	200	15	SO	4.0
				RESTRICT: PHILOSOPHY MAJORS OR MINORS										
		Y	312-307-201	DIS	1A		M	11:00- 11:50A	DODD 78		18			0.0
		Y	312-307-202	DIS	1B		M	12:00- 12:50P	DODD 78		18			0.0
		Y	312-307-203	DIS	1C		W	1:00- 1:50P	DODD 178		18			0.0
		Y	312-307-204	DIS	1D		W	2:00- 2:50P	DODD 178		18			0.0
		Y	312-307-205	DIS	1E		F	9:00- 9:50A	DODD 162		18			0.0
		Y	312-307-206	DIS	1F		F	10:00- 10:50A	PAB 1749		18			0.0
		Y	312-307-207	DIS	1G		F	11:00- 11:50A	ROYCE 166		18			0.0
		Y	312-307-208	DIS	1H		F	12:00- 12:50P	BUNCHE 3157		18			0.0
		Y	312-307-209	DIS	1I		F	1:00- 1:50P	HAINES 122		18			0.0
		Y	312-307-210	DIS	1J		F	2:00- 2:50P	HAINES A28		18			0.0
M102	ARISTOTLE	Y	312-328-200	LEC	1		MW	9:00- 10:50A	BUNCHE 2178		35	02	SO	4.0
C115	KANT	Y	-----	LEC	1		TBA			BURGE, C.T.	40	20	SO	4.0
		Y	312-426-201	DIS	1A		TBA				20			0.0
		Y	312-426-202	DIS	1B		TBA				20			0.0
136	MODAL LOGIC	Y	312-542-200	LEC	1		TR	1:00- 2:50P	BUNCHE 2178		35	15	LG	4.0
137	LOGIC-SECOND COURSE	Y	-----	LEC	1		TR	9:00- 10:50A	KNSY PV 1240B		80	12	SO	4.0
		Y	312-550-201	DIS	1A		M	11:00- 11:50A	ROYCE 156		35			0.0
		Y	312-550-202	DIS	1B		M	12:00- 12:50P	ROYCE 156		35			0.0
C153B	TPCS-ETHICAL THEORY	Y	-----	LEC	1		MW	1:00- 2:50P	DODD 161		100	06	SO	4.0
		Y	312-590-201	DIS	1A		T	1:00- 1:50P	DODD 154		20			0.0
		Y	312-590-202	DIS	1B		T	2:00- 2:50P	BUNCHE 2160		20			0.0
		Y	312-590-203	DIS	1C		R	1:00- 1:50P	HAINES A28		20			0.0
		Y	312-590-204	DIS	1D		R	2:00- 2:50P	HAINES A76		20			0.0
154B	RSPNSBLTY&FREE WILL	Y	-----	LEC	1		MW	11:00- 12:50P	DODD 175		80	04	SO	4.0
		Y	312-626-201	DIS	1A		T	9:00- 9:50A	BUNCHE 3157		35			0.0
		Y	312-626-202	DIS	1B		T	10:00- 10:50A	BUNCHE 3211		35			0.0
		Y	312-626-203	DIS	1C		R	9:00- 9:50A	ROLFE 3126		35			0.0
		Y	312-626-204	DIS	1D		TBA				35			0.0
170	PHILOSOPHY OF MIND	Y	-----	LEC	1		TBA			BURGE, C.T.	100	20	SO	4.0
		Y	312-681-201	DIS	1A		TBA				25			0.0
		Y	312-681-202	DIS	1B		M	12:00- 12:50P	DODD 154		25			0.0
		Y	312-681-203	DIS	1C		F	1:00- 1:50P	DODD 178		25			0.0
		Y	312-681-204	DIS	1D		F	2:00- 2:50P	DODD 178		25			0.0
181	PHILO OF PERCEPTION	Y	312-785-200	LEC	1		TR	9:00- 10:50A	DODD 78		35	12	SO	4.0
191	VARIABLE TOPICS	Y	312-846-200	SEM	1		TBA			BODEI, R.	15	30	SO	4.0
207	HIST-MEDV&REN PHIL	Y	712-093-200	SEM	1		R	3:00- 5:50P	DODD 399		15	30	SO	4.0
				RESTRICT: PHILOSOPHY GRADUATE STUDENTS										
232	PHILOS OF SCIENCE	Y	712-267-200	SEM	1		W	3:00- 5:50P	DODD 399		15	30	SO	4.0
				RESTRICT: PHILOSOPHY GRADUATE STUDENTS										
241	TPCS-POLITCL PHILOS	Y	712-294-200	SEM	1		M	3:00- 5:50P	DODD 399		15	30	SO	4.0
				RESTRICT: PHILOSOPHY GRADUATE STUDENTS										
C245	HIST OF ETHICS-MDRN	Y	712-304-200	LEC	1		T	3:00- 5:50P	DODD 399	LAWRENCE, G.	15	30	SO	4.0
				RESTRICT: PHILOSOPHY GRADUATE STUDENTS										
C253B	TPCS-ETHICAL THEORY	Y	-----	LEC	1		MW	1:00- 2:50P	DODD 161		5	06	SO	4.0
				RESTRICT: PHILOSOPHY GRADUATE STUDENTS										
281	SEMINAR-PHILOS-MIND	Y	712-505-200	SEM	1		T	3:00- 5:50P	DODD 325	BURGE, C.T.	15	30	SO	4.0
				RESTRICT: PHILOSOPHY GRADUATE STUDENTS										
288	SEM-WITTGENSTEIN	Y	712-577-200	SEM	1		R	3:00- 5:50P	DODD 325		15	30	SO	4.0
				RESTRICT: PHILOSOPHY GRADUATE STUDENTS										

PHYSICS AND ASTRONOMY

Astronomy

A per-unit Instructional Enhancement Fee is assessed on most L&S undergraduate nontutorial classes. See the Miscellaneous Fee Chart at <http://www.registrar.ucla.edu/fees> for fee amounts.

3	NATURE OF UNIVERSE	N	-----	LEC	1		MWF	12:00- 12:50P	MS 4000A	HAUSER, J.	180	05	SO	5.0
		N	123-009-201	DIS	1A		M	9:00- 10:50A	KNUDSEN 1116		30			0.0
		N	123-009-202	DIS	1B		T	11:00- 12:50P	KNUDSEN 1116		30			0.0
		N	123-009-203	DIS	1C		T	1:00- 2:50P	KNUDSEN 1116		30			0.0
		N	123-009-204	DIS	1D		W	9:00- 10:50A	KNUDSEN 1116		30			0.0
		N	123-009-205	DIS	1E		R	11:00- 12:50P	KNUDSEN 1116		30			0.0
		N	123-009-206	DIS	1F		R	1:00- 2:50P	KNUDSEN 1116		30			0.0
		N	-----	LEC	2		TR	11:00- 12:15P	MS 4000A	PEROOMIAN, V.	180	13	SO	5.0
		N	123-009-211	DIS	2A		M	11:00- 12:50P	KNUDSEN 1116		30			0.0
		N	123-009-212	DIS	2B		M	3:00- 4:50P	KNUDSEN 1116		30			0.0
		N	123-009-213	DIS	2C		T	3:00- 4:50P	KNUDSEN 1116		30			0.0
		N	123-009-214	DIS	2D		W	11:00- 12:50P	KNUDSEN 1116		30			0.0

CATALOG NUMBER	COURSE TITLE	ENF REQ IM	ID NUMBER	CLS TYP	SEC	FEE	DAYS	TIME	BUILDING/ ROOM	INSTRUCTOR	ENRL CAP	XC	GD TP	UNITS	
4	BLACK HOLES	N	123-009-215	DIS	2E		W	3:00- 4:50P	GNUDSEN 1116		30			0.0	
		N	123-009-216	DIS	2F		R	3:00- 4:50P	GNUDSEN 1116		30			0.0	
		N	-----	LEC	1			MW	11:00- 12:15P	KNSY PV 1240B	THE STAFF	117	04	SO	4.0
		N	123-012-201	DIS	1A			R	1:00- 1:50P	WGYOUNG 4216		39			0.0
		N	123-012-202	DIS	1B			R	3:00- 3:50P	GEOLOGY 4645		39			0.0
6	CHANG CNCPT-UNIVERS	N	123-012-203	DIS	1C		R	4:00- 4:50P	GEOLOGY 4645		39			0.0	
		N	-----	LEC	1		TR	11:00- 12:15P	KNSY PV 1240B	CLINE, D.B.	117	13	SO	4.0	
		N	123-054-201	DIS	1A			F	10:00- 10:50A	BOELTER 5272		39			0.0
		N	123-054-202	DIS	1B			F	12:00- 12:50P	BOELTER 5272		39			0.0
		N	123-054-203	DIS	1C			F	1:00- 1:50P	BOELTER 5272		39			0.0
82	STELLR EVOL&GALAXYS	N	-----	LEC	1		MWF	11:00- 11:50A	PAB 2748	CORONITI, F.	30	04	SO	4.0	
		N	123-200-201	DIS	1A		R	1:00- 1:50P	BOELTER 5252		30			0.0	
117	RADTN&FLUIDS-ASTRPH	N	123-421-200	LEC	1		MWF	12:00- 12:50P	PAB 2748	TURNER, J.L.	25	05	SO	4.0	
140	STELR SYSTMS&CSMLGY	N	123-482-200	LEC	1		TR	9:30- 10:45A	PAB 1749	FURLANETTO, S.R.	25	12	SO	4.0	
272	STELLAR STRUCT&EVOL	N	523-398-200	LEC	1		MW	11:00- 12:50P	PAB 3735	HANSEN, B.M.	15	30	LG	4.0	
279	CURRENT ASTRO RSRCH	N	523-452-200	SEM	1		W	3:30- 4:50P	PAB 1434A	MALKAN, M.A.	50	30	SU	2.0	
281	QUANTM MECH-ASTRPHY	N	523-486-200	LEC	1		TBA			VASSILIEV, V.V.	16	30	LG	4.0	
		N	-----	LEC	1										
M285	ORIGIN SOLAR SYSTEM	N	523-506-200	LEC	1		TR	2:00- 3:20P	BOELTER 5273	HANSEN, B.M.	10	30	SU	4.0	
M297	RSCH-ASTRPRCL PHYS	N	523-576-200	TUT	1		T	1:00- 1:50P	PAB 2434	JURA, M.A.	40	30	SU	2.0-4.0	

RESTRICT: ASTR, ASTRPHYS OR PHYSICS GRAD
 RESTRICT: GRAD PHYSICS OR ASTRONOMY
 SAME AS: PHYSICS M297
 RESTRICT: ASTR, ASTRPHYS OR PHYSICS GRAD

Physics

A per-unit Instructional Enhancement Fee is assessed on most L&S undergraduate nontutorial classes. See the Miscellaneous Fee Chart at <http://www.registrar.ucla.edu/fees> for fee amounts.

1A	MECHANICS	N	-----	LEC	1		MTWF	2:00- 2:50P	KNSY PV 1220B	MUSUMECI, P.	172	07	SO	5.0		
		N	318-001-201	DIS	1A		F	9:00- 9:50A	PAB 2748		43			0.0		
		N	318-001-202	DIS	1B		F	10:00- 10:50A	PAB 2748		43			0.0		
		N	318-001-203	DIS	1C		F	11:00- 11:50P	PUB AFF 2232		43			0.0		
		N	318-001-204	DIS	1D		F	1:00- 1:50P	PAB 2748		43			0.0		
1B	OSCILTNS&WAVES&FLDS	N	-----	LEC	1		MTWF	11:00- 11:50A	PAB 1425	WHITTEN JR, C.A.	200	04	SO	5.0		
		N	318-007-201	DIS	1A		F	9:00- 9:50A	MS 6229		50			0.0		
		N	318-007-202	DIS	1B		F	10:00- 10:50A	HAINES A44		50			0.0		
		N	318-007-203	DIS	1C		F	1:00- 1:50P	BROAD 2100A		50			0.0		
		N	318-007-204	DIS	1D		F	2:00- 2:50P	HAINES A44		50			0.0		
		N	-----	LEC	2		MTWF	2:00- 2:50P	PAB 1425	THE STAFF	200	07	SO	5.0		
		N	318-007-221	DIS	2A		F	10:00- 10:50A	ROYCE 164		50			0.0		
		N	318-007-222	DIS	2B		F	11:00- 11:50A	ROYCE 164		50			0.0		
		N	318-007-223	DIS	2C		F	1:00- 1:50P	DODD 78		50			0.0		
		N	318-007-224	DIS	2D		F	3:00- 3:50P	MS 6229		50			0.0		
		N	-----	LEC	3		MTWF	1:00- 1:50P	PAB 1425	CORBIN, B.	200	06	SO	5.0		
		N	318-007-241	DIS	3A		F	9:00- 9:50A	ROYCE 164		50			0.0		
		N	318-007-242	DIS	3B		F	10:00- 10:50A	HAINES A25		50			0.0		
		N	318-007-243	DIS	3C		F	11:00- 11:50A	HAINES A44		50			0.0		
		N	318-007-244	DIS	3D		F	2:00- 2:50P	MS 6229		50			0.0		
1C	ELECTRODYNMC&OPTICS	N	-----	LEC	1		MTWF	1:00- 1:50P	KNSY PV 1220B	GEKELMAN, W.N.	172	06	SO	5.0		
		N	318-008-201	DIS	1A		F	9:00- 9:50A	BOELTER 9436		43			0.0		
		N	318-008-202	DIS	1B		F	10:00- 10:50A	ROYCE 160		43			0.0		
		N	318-008-203	DIS	1C		F	11:00- 11:50A	ROYCE 162		43			0.0		
		N	318-008-204	DIS	1D		F	12:00- 12:50P	PAB 2434		43			0.0		
4AL	LAB-MECHANICS	N	318-016-201	LAB	1		T	8:00- 10:50A	GNUDSEN 1238		21	30	LG	2.0		
		N	318-016-202	LAB	2		T	11:00- 1:50P	GNUDSEN 1238		21	30	LG	2.0		
		N	318-016-203	LAB	3		T	2:00- 4:50P	GNUDSEN 1238		21	30	LG	2.0		
		N	318-016-204	LAB	4		T	5:00- 7:50P	GNUDSEN 1238		21	30	LG	2.0		
		N	318-016-205	LAB	5		W	8:00- 10:50A	GNUDSEN 1238		21	02	LG	2.0		
		N	318-016-206	LAB	6		W	11:00- 1:50P	GNUDSEN 1238		21	30	LG	2.0		
		N	318-016-207	LAB	7		W	2:00- 4:50P	GNUDSEN 1238		21	30	LG	2.0		
		N	318-016-208	LAB	8		W	5:00- 7:50P	GNUDSEN 1238		21	30	LG	2.0		
		N	318-016-209	LAB	9		R	8:00- 10:50A	GNUDSEN 1238		21	30	LG	2.0		
		N	318-016-210	LAB	10		R	11:00- 1:50P	GNUDSEN 1238		21	30	LG	2.0		
		N	318-016-211	LAB	11		R	2:00- 4:50P	GNUDSEN 1238		21	30	LG	2.0		
		N	318-016-212	LAB	12		R	5:00- 7:50P	GNUDSEN 1238		21	30	LG	2.0		
		N	318-016-213	LAB	13		F	8:00- 10:50A	GNUDSEN 1238		21	30	LG	2.0		
		N	318-016-214	LAB	14		F	11:00- 1:50P	GNUDSEN 1238		21	30	LG	2.0		
		N	318-016-215	LAB	15		F	2:00- 4:50P	GNUDSEN 1238		21	30	LG	2.0		
		4BL	LAB-ELCTRCTY&MGNTSM	N	318-017-201	LAB	1		T	8:00- 10:50A	GNUDSEN 2115		16	30	LG	2.0
				N	318-017-202	LAB	2		T	2:00- 4:50P	GNUDSEN 2115		16	30	LG	2.0
N	318-017-203			LAB	3		W	8:00- 10:50A	GNUDSEN 2115		16	30	LG	2.0		
N	318-017-204			LAB	4		W	2:00- 4:50P	GNUDSEN 2115		16	09	LG	2.0		
N	318-017-205			LAB	5		R	8:00- 10:50A	GNUDSEN 2115		16	30	LG	2.0		
N	318-017-206			LAB	6		R	11:00- 1:50P	GNUDSEN 2115		16	30	LG	2.0		
N	318-017-207			LAB	7		R	2:00- 4:50P	GNUDSEN 2115		16	16	LG	2.0		
N	318-017-208			LAB	8		R	5:00- 7:50P	GNUDSEN 2115		16	30	LG	2.0		
6A	PHYSIC-LIFE SCI MAJ	N	-----	LEC	1		MWF	10:00- 10:50A	PAB 1425	HUANG, H.Z.	195	03	SO	5.0		
		N	318-034-201	DIS	1A		F	9:00- 9:50A	PAB 2434		48			0.0		
		N	318-034-202	DIS	1B		F	11:00- 11:50A	ROYCE 156		49			0.0		
		N	318-034-203	DIS	1C		R	3:00- 3:50P	ROYCE 164		49			0.0		
		N	318-034-204	DIS	1D		R	4:00- 4:50P	MS 6229		49			0.0		
		N	-----	LEC	2		MWF	12:00- 12:50P	KNSY PV 1220B	HUFFMAN, A.H.	195	05	SO	5.0		
		N	318-034-211	DIS	2A		F	10:00- 10:50A	BOELTER 5264		48			0.0		
		N	318-034-212	DIS	2B		F	1:00- 1:50P	WGYOUNG 4216		49			0.0		
		N	318-034-213	DIS	2C		F	2:00- 2:50P	BOELTER 5440		49			0.0		
		N	318-034-214	DIS	2D		R	3:00- 3:50P	MS 6229		49			0.0		
		N	318-034-251	LAB	G1		M	8:00- 9:50A	GNUDSEN 1152		30			0.0		
		N	318-034-252	LAB	G2		M	2:00- 3:50P	GNUDSEN 1152		30			0.0		
		N	318-034-253	LAB	G3		M	4:00- 5:50P	GNUDSEN 1152		30			0.0		
		N	318-034-254	LAB	G4		M	6:00- 7:50P	GNUDSEN 1152		30			0.0		

For Physics 6A, the enrollment section is the discussion section (refer to "Compound Classes" instructions listed under URSA). Enrollment cannot be completed unless you are also able to enroll in a laboratory section. For Physics 6A, wait lists are not possible because of the three-part structure (lecture, discussion, and laboratory). For Physics 6A, laboratory M99 is for students who are repeating the lecture but who have completed the laboratory.

CATALOG NUMBER	COURSE TITLE	ENF REQ IM	ID NUMBER	CLS TYP	SEC	FEE	DAYS	TIME	BUILDING/ ROOM	INSTRUCTOR	ENRL CAP	XC	GD TP	UNITS
		N	318-034-255	LAB	G5		T	8:00- 9:50A	GNUDSEN 1152		30			0.0
		N	318-034-256	LAB	G6		T	10:00- 11:50A	GNUDSEN 1152		30			0.0
		N	318-034-257	LAB	G7		T	12:00- 1:50P	GNUDSEN 1152		30			0.0
		N	318-034-258	LAB	G8		T	2:00- 3:50P	GNUDSEN 1152		30			0.0
		N	318-034-259	LAB	G9		T	4:00- 5:50P	GNUDSEN 1152		30			0.0
		N	318-034-260	LAB	G10		T	6:00- 7:50P	GNUDSEN 1152		30			0.0
		N	318-034-261	LAB	G11		W	8:00- 9:50A	GNUDSEN 1152		30			0.0
		N	318-034-262	LAB	G12		W	2:00- 3:50P	GNUDSEN 1152		30			0.0
		N	318-034-263	LAB	G13		W	4:00- 5:50P	GNUDSEN 1152		30			0.0
		N	318-034-299	LAB	G99		UNSCHE				50			0.0
		RESTRICT: DEPARTMENT CONSENT												
For Physics 6B, the enrollment section is the discussion section (refer to "Compound Classes" instructions listed under URSA). Enrollment cannot be completed unless you are also able to enroll in a laboratory section. For Physics 6B, wait lists are not possible because of the three-part structure (lecture, discussion, and laboratory). For Physics 6B, laboratory M99 is for students who are repeating the lecture but who have completed the laboratory.														
6B	PHYSIC-LIFE SCI MAJ	N	-----	LEC	1		MWF	9:00- 9:50A	PAB 1425	PATEL, C.K.	180	02	SO	5.0
		N	318-036-201	DIS	1A		F	10:00- 10:50A	ROYCE 162		45			0.0
		N	318-036-202	DIS	1B		F	11:00- 11:50A	DODD 78		45			0.0
		N	318-036-203	DIS	1C		F	1:00- 1:50P	ROYCE 154		45			0.0
		N	318-036-204	DIS	1D		F	2:00- 2:50P	BROAD 2100A		45			0.0
		N	-----	LEC	2		MWF	10:00- 10:50A	KNSY PV 1220B	THE STAFF	180	03	SO	5.0
		N	318-036-211	DIS	2A		F	11:00- 11:50A	BROAD 2100A		45			0.0
		N	318-036-212	DIS	2B		F	1:00- 1:50P	DODD 170		45			0.0
		N	318-036-213	DIS	2C		F	2:00- 2:50P	ROYCE 162		45			0.0
		N	318-036-304	DIS	2D		F	9:00- 9:50A	BROAD 2100A		45			0.0
		N	318-036-251	LAB	G1		M	11:00- 12:50P	GNUDSEN 1134		30			0.0
		N	318-036-252	LAB	G2		M	1:00- 2:50P	GNUDSEN 1134		30			0.0
		N	318-036-253	LAB	G3		M	3:00- 4:50P	GNUDSEN 1134		30			0.0
		N	318-036-254	LAB	G4		M	5:00- 6:50P	GNUDSEN 1134		30			0.0
		N	318-036-255	LAB	G5		T	8:00- 9:50A	GNUDSEN 1134		30			0.0
		N	318-036-256	LAB	G6		T	10:00- 11:50A	GNUDSEN 1134		30			0.0
		N	318-036-257	LAB	G7		T	12:00- 1:50P	GNUDSEN 1134		30			0.0
		N	318-036-258	LAB	G8		T	2:00- 3:50P	GNUDSEN 1134		30			0.0
		N	318-036-259	LAB	G9		T	4:00- 5:50P	GNUDSEN 1134		30			0.0
		N	318-036-260	LAB	G10		T	6:00- 7:50P	GNUDSEN 1134		30			0.0
		N	318-036-261	LAB	G11		W	11:00- 12:50P	GNUDSEN 1134		30			0.0
		N	318-036-262	LAB	G12		W	1:00- 2:50P	GNUDSEN 1134		30			0.0
		N	318-036-263	LAB	G13		W	3:00- 4:50P	GNUDSEN 1134		30			0.0
		N	318-036-299	LAB	G99		UNSCHE				50			0.0
		RESTRICT: DEPARTMENT CONSENT												
For Physics 6C, the enrollment section is the discussion section (refer to "Compound Classes" instructions listed under URSA). Enrollment cannot be completed unless you are also able to enroll in a laboratory section. For Physics 6C, wait lists are not possible because of the three-part structure (lecture, discussion, and laboratory). For Physics 6C, laboratory M99 is for students who are repeating the lecture but who have completed the laboratory.														
6C	PHYSIC-LIFE SCI MAJ	N	-----	LEC	1		MWF	8:00- 8:50A	PAB 1425	THE STAFF	190	01	SO	5.0
		N	318-038-201	DIS	1A		F	9:00- 9:50A	GEOLOGY 4660		47			0.0
		N	318-038-202	DIS	1B		F	10:00- 10:50A	BOELTER 5280		47			0.0
		N	318-038-203	DIS	1C		R	1:00- 1:50P	BOELTER 9436		48			0.0
		N	318-038-204	DIS	1D		R	2:00- 2:50P	ROYCE 154		48			0.0
		N	-----	LEC	2		MWF	12:00- 12:50P	PAB 1425	BROWN, S.	190	05	SO	5.0
		N	318-038-221	DIS	2A		F	10:00- 10:50A	ROYCE 156		47			0.0
		N	318-038-222	DIS	2B		F	11:00- 11:50A	HAINES A25		47			0.0
		N	318-038-223	DIS	2C		R	2:00- 2:50P	WGYOUNG 4216		48			0.0
		N	318-038-224	DIS	2D		R	4:00- 4:50P	PAB 2434		48			0.0
		N	-----	LEC	3		MWF	3:00- 3:50P	PAB 1425	HOLCZER, K.	190	08	SO	5.0
		N	318-038-231	DIS	3A		F	10:00- 10:50A	DODD 78		47			0.0
		N	318-038-232	DIS	3B		F	11:00- 11:50A	PAB 2434		47			0.0
		N	318-038-233	DIS	3C		R	5:00- 5:50P	PAB 2434		48			0.0
		N	318-038-234	DIS	3D		R	4:00- 4:50P	ROYCE 154		48			0.0
		N	318-038-251	LAB	G1		M	9:00- 10:50A	GNUDSEN 2122		30			0.0
		N	318-038-252	LAB	G2		M	1:00- 2:50P	GNUDSEN 2122		30			0.0
		N	318-038-253	LAB	G3		M	4:00- 5:50P	GNUDSEN 2122		30			0.0
		N	318-038-254	LAB	G4		M	6:00- 7:50P	GNUDSEN 2122		30			0.0
		N	318-038-255	LAB	G5		T	8:00- 9:50A	GNUDSEN 2122		30			0.0
		N	318-038-256	LAB	G6		T	10:00- 11:50A	GNUDSEN 2122		30			0.0
		N	318-038-257	LAB	G7		T	12:00- 1:50P	GNUDSEN 2122		30			0.0
		N	318-038-258	LAB	G8		T	2:00- 3:50P	GNUDSEN 2122		30			0.0
		N	318-038-259	LAB	G9		T	4:00- 5:50P	GNUDSEN 2122		30			0.0
		N	318-038-260	LAB	G10		T	6:00- 7:50P	GNUDSEN 2122		30			0.0
		N	318-038-261	LAB	G11		W	9:00- 10:50A	GNUDSEN 2122		30			0.0
		N	318-038-262	LAB	G12		W	1:00- 2:50P	GNUDSEN 2122		30			0.0
		N	318-038-263	LAB	G13		W	4:00- 5:50P	GNUDSEN 2122		30			0.0
		N	318-038-264	LAB	G14		W	6:00- 7:50P	GNUDSEN 2122		30			0.0
		N	318-038-265	LAB	G15		R	8:00- 9:50A	GNUDSEN 2122		30			0.0
		N	318-038-266	LAB	G16		R	10:00- 11:50A	GNUDSEN 2122		30			0.0
		N	318-038-267	LAB	G17		R	12:00- 1:50P	GNUDSEN 2122		30			0.0
		N	318-038-268	LAB	G18		R	2:00- 3:50P	GNUDSEN 2122		30			0.0
		N	318-038-269	LAB	G19		R	4:00- 5:50P	GNUDSEN 2122		30			0.0
		N	318-038-299	LAB	G99		UNSCHE				50			0.0
		RESTRICT: DEPARTMENT CONSENT												
18L	MODERN PHYSICS LAB	N	318-094-200	LAB	1		M	3:00- 3:50P	PAB 2434		16	30	LG	4.0
		RESTRICT: DEPARTMENT CONSENT												
		N	318-094-202	LAB	2		M	3:00- 3:50P	PAB 2434		16	30	LG	4.0
		RESTRICT: DEPARTMENT CONSENT												
98XA	LEARNING WORKSHOPS	N	318-291-200	LAB	1		MW	3:00- 4:20P	PAB 2748	CORBIN, B.	22	30	PN	1.0
		N	318-291-201	LAB	2		MW	3:00- 4:20P	PAB 1749	CORBIN, B.	22	30	PN	1.0
		N	318-291-202	LAB	3		TR	3:00- 4:20P	CAMPBEL 1224	CORBIN, B.	22	30	PN	1.0
98XB	LEARNING WORKSHOPS	N	318-292-200	LAB	1		MW	3:00- 4:20P	PAB 2748	CORBIN, B.	22	30	PN	1.0
		N	318-292-201	LAB	2		TR	3:00- 4:20P	PAB 2748	CORBIN, B.	22	30	PN	1.0
		N	318-292-202	LAB	3		MW	3:00- 4:20P	CAMPBEL 1224	CORBIN, B.	22	30	PN	1.0
105A	ANALYTIC MECHANICS	N	-----	LEC	1		MWF	1:00- 1:50P	PAB 2434	PELLEGRINI, C.	50	06	SO	4.0
		N	318-310-201	DIS	1A		T	2:00- 2:50P	ROYCE 156		50			0.0
105B	ANALYTIC MECHANICS	N	-----	LEC	1		MWF	1:00- 1:50P	KNSY PV 1240B	FRONSDAL, C.	60	06	SO	4.0
		N	318-311-201	DIS	1A		T	2:00- 2:50P	PAB 2434		60			0.0

CATALOG NUMBER	COURSE TITLE	ENF REQ IM	ID NUMBER	CLS TYP	SEC	FEE	DAYS	TIME	BUILDING/ ROOM	INSTRUCTOR	ENRL CAP	XC	GD TP	UNITS
110A	ELECTRICITY&MAGNET	N	-----	LEC 1			MWF	9:00- 9:50A	PAB 1434A	JIANG, H.	35	02	SO	4.0
		N	318-338-201	DIS 1A			F	2:00- 2:50P	GEOLOGY 6704		35			0.0
110B	ELECTRICITY&MAGNET	N	-----	LEC 1			MWF	9:00- 9:50A	KNSY PV 1240B	STENZEL, R.L.	60	02	SO	4.0
		N	318-339-201	DIS 1A			F	2:00- 2:50P	FRANZ 2258A		60			0.0
112	THERMODYNAMICS	N	-----	LEC 1			TR	9:30- 10:45A	PAB 2748	HUDSON, E.R.	45	12	SO	4.0
		N	318-350-201	DIS 1A			F	12:00- 12:50P	BOELTER 5440		45			0.0
115A	QUANTUM MECHANICS	N	-----	LEC 1			MWF	10:00- 10:50A	PAB 1434A	PUTTERMAN, S.J.	35	03	LG	4.0
		N	318-373-201	DIS 1A			W	2:00- 2:50P	WG YOUNG 1044		35			0.0
115C	QUANTUM MECHANICS	N	-----	LEC 1			MWF	10:00- 10:50A	PAB 2434	CHAKRAVARTY, S.	50	03	LG	4.0
		N	318-375-201	DIS 1A			T	4:00- 4:50P	FRANZ 6229		50			0.0
117	ELECTRONCS-MEASRMNT	N	-----	LEC 1			TR	12:30- 1:45P	PAB 1749	SALTZBERG, D.	16	14	SO	4.0
		N	318-382-201	LAB 1A			VAR		KNUDSEN		16			0.0
128	CSMLGY&PART ASTRPHY	N	-----	LEC 1			MW	8:30- 9:45A	KNUDSEN 6107	GELMINI, G.B.	20	01	LG	4.0
		N	318-467-201	DIS 1A			M	2:00- 2:50P	PAB 1749		20			0.0
150	PARTICLE&LASR BEAMS	N	-----	LEC 1			TR	11:00- 12:15P	BOELTER 5422	ROSENZWEIG, J.	20	13	SO	4.0
		N	318-600-201	DIS 1A			F	11:00- 11:50A	FRANZ 2288		20			0.0
180D	ACOUSTICS LAB	N	318-753-200	LAB 1			R	2:00- 3:50P	PAB 1749		9	30	SO	4.0
180F	ELEM PARTICLE LAB	N	318-757-201	LAB 1			T	2:00- 3:50P	PAB 1749		9	30	SO	4.0
M180G	SOFT MATTER LAB	N	318-758-200	LAB 1			W	1:00- 2:50P	PAB 1749	BOZOVIC, D.	15	30	SO	4.0
187	RESEARCH-BIOPHYSICS	N	318-822-200	SEM 1			MW	11:00- 12:15P	PAB 1749	BOZOVIC, D.	20	30	LG	4.0
215A	STATISTICAL PHYSICS	N	718-033-200	LEC 1			TR	9:00- 10:50A	PAB 2434		40	12	SO	4.0
221C	QUANTUM MECHANICS	N	718-075-200	LEC 1			MW	11:00- 12:50P	PAB 2434		35	04	SO	4.0
222C	PLASMA PHYSICS	N	718-087-200	LEC 1			TR	2:00- 3:30P	PAB 4330	MORALES, G.J.	20	15	SO	4.0
226C	ELEM PARTICLE PHYS	N	718-110-200	LEC 1			TR	11:00- 12:50P	PAB 4330	BERN, Z.	20	30	SO	6.0
226E	PARTICLE ASTROPHYS	N	718-112-200	LEC 1			TBA			GELMINI, G.B.	10	30	SO	4.0
230C	REL QUANTUM THEORY	N	718-211-200	LEC 1			MW	1:00- 2:50P	PAB 4330	GUTPERLE, M.	25	06	SO	6.0
232A	RELATIVITY	N	718-234-200	LEC 1			TBA			KRAUS, P.J.	10	30	SO	4.0
241C	SOLID STATE PHYSICS	N	718-287-200	LEC 1			MW	11:00- 12:50P	FRANZ 2288	BRUINSMA, R.F.	20	04	SO	4.0
261	SEM-THEORETCL PHYS	N	718-355-200	SEM 1			TR	9:00- 10:50A	PAB	THE STAFF	15	30	SO	4.0
291	RSRCH TUTRL-PARTCL	N	718-562-202	TUT 2			TR	10:00- 11:50A	PAB	THE STAFF	20	30	SU	2.0/4.0
292	RSRCH-SPECTROSCOPY	N	718-567-200	TUT 1			W	4:00- 5:50P	PAB 2434	THE STAFF	20	30	SU	2.0/4.0
293	RSRCH-CURRNT TOPICS	N	718-569-200	TUT 1			R	3:30- 5:30P	PAB 1434A	THE STAFF	50	30	SU	2.0
M297	RSCH-ASTRPTCL PHYS	N	718-578-200	TUT 1			T	1:00- 1:50P	PAB 2434	JURA, M.A.	20	30	SU	2.0-4.0
298	RSRCH-EXPR PARTICLE	N	718-580-200	TUT 1			W	4:00- 5:50P	MS 3915A	HAUSER, J.	20	30	SU	2.0/4.0
299	RSRCH-NUCLEAR PHYS	N	718-590-200	TUT 1			TBA			HUANG, H.Z.	20	30	SU	2.0/4.0

PHYSIOLOGICAL SCIENCE

A per-unit Instructional Enhancement Fee is assessed on most L&S undergraduate nontutorial classes. See the Miscellaneous Fee Chart at <http://www.registrar.ucla.edu/fees> for fee amounts. Physiological Science 5, sections 1A, 1B, and 1C meet on March 29, April 12, 26, May 10, and 24, 2010; section 1D meets on March 30, April 13, 27, May 11, and 25; sections 1E, 1F, and 1G meet on March 31, April 14, 28, May 12, and 26; sections 1H, 1I, and 1J meet on April 5, 19, May 3, and 17; section 1K meets on April 6, 20, May 4, 18, and June 1; sections 1L, 1M, and 1N meet on April 7, 21, May 5, 19, and June 2.

5	HMN PHYS-DIET&EXRCS	Y	-----	LEC 1			TBA			ROBERTS, C.	420	20	SO	5.0
		Y	321-015-201	DIS 1A			M	9:00- 9:50A	BOTANY 133		30			0.0
		Y	321-015-202	DIS 1B			M	10:00- 10:50A	BOTANY 133		30			0.0
		Y	321-015-203	DIS 1C			M	11:00- 11:50A	BOTANY 133		30			0.0
		Y	321-015-204	DIS 1D			T	8:00- 8:50A	BOTANY 133		30			0.0
		Y	321-015-205	DIS 1E			W	9:00- 9:50A	BOTANY 133		30			0.0
		Y	321-015-206	DIS 1F			W	10:00- 10:50A	BOTANY 133		30			0.0
		Y	321-015-207	DIS 1G			W	11:00- 11:50A	BOTANY 133		30			0.0
		Y	321-015-208	DIS 1H			M	9:00- 9:50A	BOTANY 133		30			0.0
		Y	321-015-209	DIS 1I			M	10:00- 10:50A	BOTANY 133		30			0.0
		Y	321-015-210	DIS 1J			M	11:00- 11:50A	BOTANY 133		30			0.0
		Y	321-015-211	DIS 1K			T	8:00- 8:50A	BOTANY 133		30			0.0
		Y	321-015-212	DIS 1L			W	9:00- 9:50A	BOTANY 133		30			0.0
		Y	321-015-213	DIS 1M			W	10:00- 10:50A	BOTANY 133		30			0.0
		Y	321-015-214	DIS 1N			W	11:00- 11:50A	BOTANY 133		30			0.0
19	FIAT LUX FRSHMN SEM	Y	321-057-201	SEM 1			TBA			CHANDLER, S.H.	20	30	PN	1.0
111B	FOUNDNS-PHYSIO SCI	Y	-----	LEC 1			MW	12:00- 1:50P	FRANZ 1178	BARNARD, R.J.	276	05	LG	6.0
		Y	321-367-201	LAB 1A			M	2:00- 3:50P	LS 2226		23			0.0
		Y	321-367-202	LAB 1B			T	8:00- 9:50A	LS 2226		23			0.0
		Y	321-367-203	LAB 1C			T	10:00- 11:50A	LS 2226		23			0.0
		Y	321-367-204	LAB 1D			T	2:00- 3:50P	LS 2226		23			0.0
		Y	321-367-205	LAB 1E			W	8:00- 9:50A	LS 2226		23			0.0
		Y	321-367-206	LAB 1F			W	10:00- 11:50A	LS 2226		23			0.0
		Y	321-367-207	LAB 1G			W	2:00- 3:50P	LS 2226		23			0.0
		Y	321-367-208	LAB 1H			R	8:00- 9:50A	LS 2226		23			0.0
		Y	321-367-209	LAB 1I			R	10:00- 11:50A	LS 2226		23			0.0
		Y	321-367-210	LAB 1J			R	2:00- 3:50P	LS 2226		23			0.0
		Y	321-367-211	LAB 1K			F	10:00- 11:50A	LS 2226		23			0.0
		Y	321-367-212	LAB 1L			F	2:00- 3:50P	LS 2226		23			0.0

CATALOG NUMBER	COURSE TITLE	ENF REQ IM	ID NUMBER	CLS TYP	SEC	FEE	DAYS	TIME	BUILDING/ ROOM	INSTRUCTOR	ENRL CAP	XC	GD TP	UNITS
111L	PHYSIOL SCIENCE LAB	Y	321-377-201	LAB	1	\$45	T	1:00- 4:50P	LS 5323	COOPER, R.H.	18	30	LG	3.0
		Y	321-377-202	LAB	2	\$45	W	9:00- 12:50P	LS 5323	COOPER, R.H.	18	30	LG	3.0
		Y	321-377-203	LAB	3	\$45	R	1:00- 4:50P	LS 5323	COOPER, R.H.	18	30	LG	3.0
124	MOL BIO OF AGING	Y	321-444-200	LEC	1		WF	9:00- 10:50A	DODD 170	WALKER, D.W.	50	02	LG	4.0
125	MOLECULAR SSTMS BIO	Y	-----	LEC	1		TR	11:00- 12:15P	BOTANY 325	XIAO, X.	50	30	LG	4.0
		Y	321-451-201	DIS	1A			TBA			50			0.0
149	MECH-HUMAN DISEASE	Y	321-594-200	LEC	1		TR	2:00- 3:15P	BOTANY 325	CROSBIE, R.H.	60	15	LG	4.0
173	ANA&PHYSI-SENSE ORG	Y	-----	LEC	1		MW	9:30- 10:45A	PAB 2748	FAIN, G.L.	30	02	LG	4.0
		Y	321-738-201	DIS	1A		M	2:00- 2:50P	LAKRETZ 100		15			0.0
		Y	321-738-202	DIS	1B		M	3:00- 3:50P	LAKRETZ 100		15			0.0
For Physiological Science M180C, there will be one evening midterm examination at a date and time to be determined.														
M180C	BHVR&CGNTV NEUROSCI	Y	-----	LEC	1		TR	2:00- 3:50P	WGYOUNG CS76	GLANZMAN, D.L.	12	15	SO	5.0
SAME AS: MCD BIO M175C, NEUROSC M101C, PSYCH M117C														
RESTRICT: PHYSIOLOGICAL SCIENCE MAJORS														
		Y	321-785-201	DIS	1A		F	8:00- 9:20A	GEOLOGY 4645		2			0.0
		Y	321-785-202	DIS	1B		F	9:30- 10:50A	GEOLOGY 4645		2			0.0
		Y	321-785-203	DIS	1C		F	11:00- 12:20P	GEOLOGY 4645		2			0.0
		Y	321-785-204	DIS	1D		F	12:30- 1:50P	GEOLOGY 4645		2			0.0
		Y	321-785-205	DIS	1E		F	2:00- 3:20P	GEOLOGY 4645		2			0.0
		Y	321-785-206	DIS	1F		F	3:30- 4:50P	GEOLOGY 4645		2			0.0
194	RESEARCH GROUP SEM	Y	321-860-200	SEM	1		W	4:00- 5:20P	LAKRETZ 120	SIMMONS, D.D.	20	30	LG	2.0
RESTRICT: INSTRUCTOR CONSENT														
M200	EXPERMNTL STATISTICS	Y	721-001-200	LEC	1		MW	3:00- 4:50P	WGYOUNG 4216	GARFINKEL, A.	25	30	SO	4.0
SAME AS: BIostat M220														
M215	MOLEC&CELL FOUNDTNS	Y	721-090-200	LEC	1		TBA			TIDBALL, J.G.	5	30	LG	5.0
SAME AS: MC&IP M215														
270B	MOD CONCEPT-PHYSIOL	Y	721-421-200	LEC	1		F	3:00- 4:50P	LAKRETZ 100	GLANZMAN, D.L.	20	30	LG	4.0
RESTRICT: GRADUATE STUDENTS														

POLITICAL SCIENCE

A per-unit Instructional Enhancement Fee is assessed on most L&S undergraduate nontutorial classes. See the Miscellaneous Fee Chart at <http://www.registrar.ucla.edu/fees> for fee amounts. Political Science undergraduate class discussion sections will NOT meet prior to the first lecture meeting.

10	INTR-POLITCL THEORY	Y	-----	LEC	1		MW	3:00- 4:50P	BROAD 2160E	WOLFENSTEIN, E.V.	306	08	SO	5.0
		Y	324-070-201	DIS	1A		W	5:00- 5:50P	BUNCHE A152		17			0.0
		Y	324-070-202	DIS	1B		W	5:00- 5:50P	BUNCHE 3157		17			0.0
		Y	324-070-203	DIS	1C		W	5:00- 5:50P	BUNCHE 2156		17			0.0
		Y	324-070-204	DIS	1D		W	6:00- 6:50P	BUNCHE A152		17			0.0
		Y	324-070-205	DIS	1E		W	6:00- 6:50P	HAINES 110		17			0.0
		Y	324-070-206	DIS	1F		W	6:00- 6:50P	BUNCHE 2168		17			0.0
		Y	324-070-207	DIS	1G		R	9:00- 9:50A	BUNCHE 3123		17			0.0
		Y	324-070-208	DIS	1H		R	9:00- 9:50A	MS 6201		17			0.0
		Y	324-070-209	DIS	1I		R	12:00- 12:50P	FRANZ 2288		17			0.0
		Y	324-070-210	DIS	1J		R	12:00- 12:50P	MS 3915A		17			0.0
		Y	324-070-211	DIS	1K		R	1:00- 1:50P	BUNCHE 3164		17			0.0
		Y	324-070-212	DIS	1L		R	1:00- 1:50P	BUNCHE 3170		17			0.0
		Y	324-070-213	DIS	1M		R	2:00- 2:50P	BUNCHE 2181		17			0.0
		Y	324-070-214	DIS	1N		R	2:00- 2:50P	BUNCHE 3153		17			0.0
		Y	324-070-215	DIS	1O		R	3:00- 3:50P	BUNCHE 3150		17			0.0
		Y	324-070-216	DIS	1P		F	11:00- 11:50A	BUNCHE 2160		17			0.0
		Y	324-070-217	DIS	1Q		F	12:00- 12:50P	BUNCHE 1221A		17			0.0
		Y	324-070-218	DIS	1R		F	1:00- 1:50P	BUNCHE 3156		17			0.0
20	WORLD POLITICS	Y	-----	LEC	1		TR	2:00- 3:15P	BUNCHE 2209A	TRAGER, R.	153	15	SO	5.0
		Y	324-094-201	DIS	1A		R	4:00- 4:50P	BUNCHE 3164		17			0.0
		Y	324-094-202	DIS	1B		R	4:00- 4:50P	PUB AFF 1270		17			0.0
		Y	324-094-203	DIS	1C		R	5:00- 5:50P	BUNCHE A152		17			0.0
		Y	324-094-204	DIS	1D		R	5:00- 5:50P	BUNCHE 2181		17			0.0
		Y	324-094-205	DIS	1E		F	9:00- 9:50A	BUNCHE 2178		17			0.0
		Y	324-094-206	DIS	1F		F	10:00- 10:50A	BUNCHE 3164		17			0.0
		Y	324-094-207	DIS	1G		F	11:00- 11:50A	BUNCHE 3164		17			0.0
		Y	324-094-208	DIS	1H		F	12:00- 12:50P	BUNCHE 2178		17			0.0
		Y	324-094-209	DIS	1I		F	1:00- 1:50P	BUNCHE 1221A		17			0.0
30	POLITICS & STRATEGY	Y	-----	LEC	1		TR	9:30- 10:45A	ROLFE 1200	BAWN, K.	204	12	SO	5.0
		Y	324-090-201	DIS	1A		R	11:00- 11:50A	MS 7608		17			0.0
		Y	324-090-202	DIS	1B		R	12:00- 12:50P	BUNCHE 3143		17			0.0
		Y	324-090-203	DIS	1C		R	1:00- 1:50P	BUNCHE 3123		17			0.0
		Y	324-090-204	DIS	1D		R	2:00- 2:50P	BUNCHE 3123		17			0.0
		Y	324-090-205	DIS	1E		R	3:00- 3:50P	BUNCHE 2178		17			0.0
		Y	324-090-206	DIS	1F		R	4:00- 4:50P	PUB AFF 1278		17			0.0
		Y	324-090-207	DIS	1G		F	9:00- 9:50A	BUNCHE 3143		17			0.0
		Y	324-090-208	DIS	1H		F	10:00- 10:50A	PUB AFF 2284		17			0.0
		Y	324-090-209	DIS	1I		F	11:00- 11:50A	BUNCHE 3170		17			0.0
		Y	324-090-210	DIS	1J		F	12:00- 12:50P	BUNCHE 3143		17			0.0
		Y	324-090-211	DIS	1K		F	1:00- 1:50P	BUNCHE 3157		17			0.0
		Y	324-090-212	DIS	1L		F	2:00- 2:50P	BUNCHE 3117		17			0.0
50	INTRO-COMPRTV PLTCS	Y	-----	LEC	1		TR	11:00- 12:15P	BROAD 2160E	THIES, M.F.	306	13	SO	5.0
		Y	324-141-201	DIS	1A		R	1:00- 1:50P	MS 3915A		17			0.0
		Y	324-141-202	DIS	1B		R	1:00- 1:50P	PUB AFF 1256		17			0.0
		Y	324-141-203	DIS	1C		R	2:00- 2:50P	PUB AFF 1270		17			0.0
		Y	324-141-204	DIS	1D		R	2:00- 2:50P	PUB AFF 1264		17			0.0
		Y	324-141-205	DIS	1E		R	3:00- 3:50P	PUB AFF 1270		17			0.0
		Y	324-141-206	DIS	1F		R	3:00- 3:50P	PUB AFF 1278		17			0.0
		Y	324-141-207	DIS	1G		R	4:00- 4:50P	PUB AFF 1284		17			0.0
		Y	324-141-208	DIS	1H		R	4:00- 4:50P	PUB AFF 1323		17			0.0
		Y	324-141-209	DIS	1I		R	5:00- 5:50P	PUB AFF 1256		17			0.0
		Y	324-141-210	DIS	1J		R	5:00- 5:50P	PUB AFF 1278		17			0.0
		Y	324-141-211	DIS	1K		F	9:00- 9:50A	PUB AFF 2319		17			0.0
		Y	324-141-212	DIS	1L		F	10:00- 10:50A	PUB AFF 2319		17			0.0
88A	SEM-POLITICL THEORY	Y	324-240-200	SEM	1		W	9:00- 11:50A	BUNCHE 1265	WALKER, B.D.	15	30	SO	4.0
113B	POLITICS&THRY&FILM	Y	324-356-200	SEM	1		MW	5:00- 8:50P	HUMANTS A51	WILKINSON, D.O.	250	09	SO	4.0
RESTRICT: JUNIORS OR SENIORS, POLI SCI OR PRE-POLI SCI														

CATALOG NUMBER	COURSE TITLE	ENF REQ IM	ID NUMBER	CLS TYP	SEC	FEE	DAYS	TIME	BUILDING/ ROOM	INSTRUCTOR	ENRL CAP	XC	GD TP	UNITS
114B	AMER POL THOUGHT	Y	-----	LEC 1			TR	2:00- 3:50P	DODD 170	WALKER, B.D.	51	15	SO	4.0
				RESTRIC: POLI SCI OR PRE-POLI SCI										
		Y	324-370-201	DIS 1A			R	4:00- 4:50P	FRANZ 2288		17			0.0
		Y	324-370-202	DIS 1B			R	5:00- 5:50P	FRANZ 2288		17			0.0
		Y	324-370-203	DIS 1C			R	6:00- 6:50P	FRANZ 2288		17			0.0
		Y	324-370-204	DIS 1D			F	9:00- 9:50A	HUMANTS A32		0			0.0
				RESTRIC: INSTRUCTOR CONSENT										
		Y	324-370-205	DIS 1E			F	10:00- 10:50A	LAKRETZ 101		0			0.0
				RESTRIC: INSTRUCTOR CONSENT										
		Y	324-370-206	DIS 1F			F	12:00- 12:50P	LAKRETZ 101		0			0.0
M115A	ETHICS & GOVERNANCE	Y	324-375-200	LEC 1			MW	2:00- 3:50P	PUB AFF 2250	LOHMANN, S.	50	07	SO	4.0
				SAME AS: HUM CS M145,PUB PLC M122										
118	POLITICAL VIOLENCE	Y	324-386-200	LEC 1			MW	10:00- 11:50A	PUB AFF 2250	TONG, J.	60	03	SO	4.0
				RESTRIC: POLI SCI OR PRE-POLI SCI										
119	SPECL STDS POL THRY	Y	324-390-200	LEC 1			TR	9:00- 10:50A	PAB 1425	PAGDEN, A.R.	102	12	SO	4.0
				RESTRIC: POLI SCI OR PRE-POLI SCI										
	Political Science 119, lecture 1:	Y	324-390-201	LEC 2			MW	10:00- 11:50A	PUB AFF 2270	PAGDEN, A.R.	70	03	SO	4.0
	Political Science 119, lecture 2:													
120A	FOREIGN RELATION-US	Y	324-421-200	LEC 1			TR	3:00- 4:50P	HAINES 39	HAGER, R.P.	370	16	SO	4.0
120B	FRGN PLCY AFTR 9/11	Y	324-423-200	LEC 1			TR	6:00- 7:50P	HAINES 39	HAGER, R.P.	370	16	SO	4.0
123B	INTERNATIONAL LAW	Y	324-420-200	LEC 1			MWF	5:00- 5:50P	DODD 147	LILJEBLAD, J.N.	300	09	LG	4.0
M125B	US NATNL SCRTRY PLCY	Y	324-453-200	LEC 1			MW	10:30- 11:50A	HAINES A2	ZEGART, A.B.	10	03	LG	4.0
				SAME AS: PUB PLC CM123										
126	PEACE AND WAR	Y	-----	LEC 1			TR	11:00- 12:15P	HUMANTS 169	LARSON, D.W.	102	13	SO	4.0
				RESTRIC: POLI SCI OR PRE-POLI SCI										
		Y	324-430-201	DIS 1A			R	1:00- 1:50P	BUNCHE 3153		17			0.0
		Y	324-430-202	DIS 1B			R	2:00- 2:50P	BUNCHE 3143		17			0.0
		Y	324-430-203	DIS 1C			R	3:00- 3:50P	BUNCHE 3123		17			0.0
		Y	324-430-204	DIS 1D			F	9:00- 9:50A	BUNCHE 3153		17			0.0
		Y	324-430-205	DIS 1E			F	10:00- 10:50A	BUNCHE 3150		17			0.0
		Y	324-430-206	DIS 1F			F	11:00- 11:50A	BUNCHE 3157		17			0.0
M132B	INTRNTL REL-MIDEAST	Y	-----	LEC 1			MW	12:00- 1:15P	BROAD 2160E	SPIEGEL, S.L.	225	05	SO	4.0
				SAME AS: HNRS M157										
				RESTRIC: POLI SCI OR PRE-POLI SCI										
		Y	324-452-201	DIS 1A			R	3:30- 4:20P	MS 5147		9			0.0
		Y	324-452-202	DIS 1B			R	3:30- 4:20P	MS 5138		9			0.0
		Y	324-452-203	DIS 1C			R	4:30- 5:20P	DODD 178		9			0.0
		Y	324-452-204	DIS 1D			R	4:30- 5:20P	MS 5137		9			0.0
		Y	324-452-205	DIS 1E			R	5:30- 6:20P	BUNCHE 3164		9			0.0
		Y	324-452-206	DIS 1F			R	5:30- 6:20P	BUNCHE 3170		9			0.0
		Y	324-452-207	DIS 1G			F	10:00- 10:50A	BUNCHE 4276		9			0.0
		Y	324-452-208	DIS 1H			F	10:00- 10:50A	MS 3915A		9			0.0
		Y	324-452-209	DIS 1I			F	11:00- 11:50A	DODD 162		9			0.0
		Y	324-452-210	DIS 1J			F	11:00- 11:50A	MS 3915A		9			0.0
		Y	324-452-211	DIS 1K			F	12:00- 12:50P	BUNCHE 3153		9			0.0
		Y	324-452-212	DIS 1L			F	12:00- 12:50P	ROYCE 166		9			0.0
135	INTL RLTNS-CHINA	Y	-----	LEC 1			TR	11:00- 12:15P	ROYCE 190	BAUM, R.D.	102	13	SO	4.0
				RESTRIC: POLI SCI OR PRE-POLI SCI										
		Y	324-468-201	DIS 1A			R	1:00- 1:50P	BUNCHE A152		17			0.0
		Y	324-468-202	DIS 1B			R	2:00- 2:50P	PUB AFF 1278		17			0.0
		Y	324-468-203	DIS 1C			R	3:00- 3:50P	PUB AFF 1323		17			0.0
		Y	324-468-204	DIS 1D			F	9:00- 9:50A	PUB AFF 2333		17			0.0
		Y	324-468-205	DIS 1E			F	10:00- 10:50A	HAINES A28		17			0.0
		Y	324-468-206	DIS 1F			F	11:00- 11:50A	PUB AFF 2319		17			0.0
140A	CONGRESS	Y	324-533-200	LEC 1			MWF	4:00- 4:50P	DODD 147	LILJEBLAD, J.N.	300	09	SO	4.0
140B	THE PRESIDENCY	Y	-----	LEC 1			TR	12:30- 1:45P	MS 4000A	JAMES, S.C.	153	14	SO	4.0
				RESTRIC: POLI SCI OR PRE-POLI SCI										
		Y	324-534-201	DIS 1A			R	2:00- 2:50P	PUB AFF 1284		17			0.0
		Y	324-534-202	DIS 1B			R	2:00- 2:50P	PUB AFF 1323		17			0.0
		Y	324-534-203	DIS 1C			R	3:00- 3:50P	PUB AFF 1329		17			0.0
		Y	324-534-204	DIS 1D			R	3:00- 3:50P	PUB AFF 2319		17			0.0
		Y	324-534-205	DIS 1E			R	4:00- 4:50P	PUB AFF 1329		17			0.0
		Y	324-534-206	DIS 1F			R	5:00- 5:50P	PUB AFF 1329		17			0.0
		Y	324-534-207	DIS 1G			F	9:00- 9:50A	PUB AFF 1256		17			0.0
		Y	324-534-208	DIS 1H			F	10:00- 10:50A	HAINES A6		17			0.0
		Y	324-534-209	DIS 1I			F	11:00- 11:50A	BUNCHE A152		17			0.0
M142D	PUB ISSUE LIFE CYCL	Y	324-549-200	LEC 1			MW	4:00- 5:50P	PUB AFF 2250	LOHMANN, S.	50	09	SO	4.0
				SAME AS: PUB PLC M127										
147C	INSTITUTNL DEVLPMNT	Y	-----	LEC 1			MW	2:00- 3:15P	HAINES 220	JAMES, S.C.	60	07	SO	4.0
		Y	324-586-201	DIS 1A			W	4:00- 4:50P	BUNCHE 4276		20			0.0
		Y	324-586-202	DIS 1B			W	5:00- 5:50P	HAINES A28		20			0.0
		Y	324-586-203	DIS 1C			W	6:00- 6:50P	HAINES A28		20			0.0
151A	AFRICA-GOVT&POLITCS	Y	324-593-200	LEC 1			MW	10:00- 11:50A	ROYCE 190	POSNER, D.N.	100	03	LG	4.0
165	ISLAM AND POLITICS	Y	-----	LEC 1			TR	9:00- 10:50A	HUMANTS 169	BINDER, L.	102	12	SO	4.0
				RESTRIC: POLI SCI OR PRE-POLI SCI										
		Y	324-650-201	DIS 1A			R	11:00- 11:50A	BUNCHE A152		17			0.0
		Y	324-650-202	DIS 1B			R	12:00- 12:50P	MS 5203		17			0.0
		Y	324-650-203	DIS 1C			R	1:00- 1:50P	MS 5203		17			0.0
		Y	324-650-204	DIS 1D			R	2:00- 2:50P	MOORE 1003		17			0.0
		Y	324-650-205	DIS 1E			R	3:00- 3:50P	PUB AFF 1284		17			0.0
		Y	324-650-206	DIS 1F			R	5:00- 5:50P	PUB AFF 2284		17			0.0
M167C	PLTCL ECON-DEVLPMNT	Y	-----	LEC 1			MW	3:00- 4:15P	HAINES 39	ROSS, M.L.	189	08	LG	4.0
				SAME AS: INTL DV M100B										
				RESTRIC: POLI SCI OR PRE-POLI SCI										
		Y	324-672-201	DIS 1A			W	5:00- 5:50P	BUNCHE 3164		9			0.0
		Y	324-672-202	DIS 1B			W	5:00- 5:50P	BUNCHE 3156		9			0.0
		Y	324-672-203	DIS 1C			W	6:00- 6:50P	BUNCHE 3157		9			0.0
		Y	324-672-204	DIS 1D			W	6:00- 6:50P	BUNCHE 2181		9			0.0
		Y	324-672-205	DIS 1E			R	9:00- 9:50A	MS 3915A		9			0.0

CATALOG NUMBER	COURSE TITLE	ENF REQ IM	ID NUMBER	CLS TYP	SEC	FEE	DAYS	TIME	BUILDING/ ROOM	INSTRUCTOR	ENRL CAP	XC	GD TP	UNITS	
		Y	324-672-206	DIS	1F		R	10:00- 10:50A	HAINES A20		9			0.0	
		Y	324-672-207	DIS	1G		R	10:00- 10:50A	HAINES A76		9			0.0	
		Y	324-672-208	DIS	1H		R	2:00- 2:50P	BUNCHE 2160		9			0.0	
		Y	324-672-209	DIS	1I		R	2:00- 2:50P	BUNCHE 3164		9			0.0	
		Y	324-672-210	DIS	1J		R	3:00- 3:50P	BUNCHE 3164		9			0.0	
		Y	324-672-211	DIS	1K		R	4:00- 4:50P	BUNCHE 3156		9			0.0	
		Y	324-672-212	DIS	1L		R	4:00- 4:50P	BUNCHE 3157		9			0.0	
		Y	324-672-213	DIS	1M		R	5:00- 5:50P	BUNCHE 3157		9			0.0	
		Y	324-672-214	DIS	1N		R	5:00- 5:50P	BUNCHE 3156		9			0.0	
		Y	324-672-215	DIS	1O		F	9:00- 9:50A	BUNCHE 3164		9			0.0	
		Y	324-672-216	DIS	1P		F	9:00- 9:50A	BUNCHE 3156		9			0.0	
		Y	324-672-217	DIS	1Q		F	12:00- 12:50P	BUNCHE 3156		9			0.0	
		Y	324-672-218	DIS	1R		F	1:00- 1:50P	BUNCHE 2178		9			0.0	
		Y	324-672-219	DIS	1S		F	1:00- 1:50P	BUNCHE 3143		9			0.0	
		Y	324-672-220	DIS	1T		F	2:00- 2:50P	BUNCHE 3164		9			0.0	
		Y	324-672-221	DIS	1U		F	2:00- 2:50P	BUNCHE 3157		9			0.0	
167D	PLTC INST&ECON DVLP	Y	-----	LEC	1		TR	9:30- 10:45A	PUB AFF 2250	GOLDEN, M.A.	60	12	LG	4.0	
				RESTRICT: POLI SCI OR PRE-POLI SCI											
		Y	324-703-201	DIS	1A		R	3:00- 3:50P	PUB AFF 2035B		20			0.0	
		Y	324-703-202	DIS	1B		R	4:00- 4:50P	PUB AFF 2035B		20			0.0	
		Y	324-703-203	DIS	1C		F	1:00- 1:50P	PUB AFF 2035B		20			0.0	
169	SPEC STDS-COMP PLTC	Y	324-699-200	LEC	1		TR	2:00- 3:50P	PUB AFF 2270	ANDERSON, R.D.	60	15	SO	4.0	
171C	LEGISLATIV STRATEGY	Y	-----	LEC	1		TR	2:00- 3:15P	PUB AFF 2214	GROSECLOSE, T.J.	60	15	SO	4.0	
				RESTRICT: POLI SCI OR PRE-POLI SCI											
		Y	324-729-201	DIS	1A		R	4:00- 4:50P	BUNCHE 3117		20			0.0	
		Y	324-729-202	DIS	1B		R	5:00- 5:50P	BUNCHE 3123		20			0.0	
		Y	324-729-203	DIS	1C		R	6:00- 6:50P	BUNCHE 2181		20			0.0	
191A	POLITICAL THEORY	Y	324-845-201	SEM	1		TR	4:00- 5:15P	HAINES A28	PEREZ, N.	20	30	SO	4.0	
191C	POLITICS	Y	324-849-200	SEM	1		W	2:00- 4:50P	BUNCHE 2121	ANDERSON, R.D.	16	30	SO	4.0	
191D	COMPARATIV GOVRNMNT	Y	324-851-200	SEM	1		W	2:00- 4:50P	BUNCHE A152	BAUM, R.D.	20	30	SO	4.0	
	Political Science 191D, seminar 1:														
	Political Science 191D, seminar 2:														
M191DC	CAPPP WASHINGTN SEM	Y	324-857-200	SEM	1		R	10:00- 12:50P	OFF CAM	DESVEAUX, J.A.	35	30	LG	8.0	
				SAME AS: HIST M191DC											
				RESTRICT: INSTRUCTOR CONSENT											
200C	STTSTCL METHODS III	Y	724-003-200	LEC	1		TR	9:00- 11:50A	BUNCHE 4357	DENARDO, J.D.	25	30	SO	4.0	
				RESTRICT: GRADUATE STUDENTS											
200E	ADV QUANT METHODS	Y	724-010-200	SEM	1		TR	10:00- 11:50A	BUNCHE 4276	LEWIS, J.B.	15	30	SO	4.0	
				RESTRICT: GRADUATE STUDENTS											
201B	COLLECTIVE CHOICE	Y	724-006-200	SEM	1		M	10:00- 12:50P	BUNCHE 2121	SCHWARTZ, T.	15	30	SO	4.0	
				RESTRICT: GRADUATE STUDENTS											
204	GAME THEORY-POLITCS	Y	724-025-200	SEM	1		TR	11:00- 12:15P	BUNCHE 2150	CHWE, M.S.	15	30	SO	4.0	
				RESTRICT: GRADUATE STUDENTS											
209	FRML THRY&QUANT MTD	Y	724-048-200	SEM	1		W	2:00- 4:50P	BUNCHE 4357	GROSECLOSE, T.J.	15	30	SO	4.0	
	Political Science 209, seminar 1:														
	Political Science 209, seminar 2:														
217	SEL TEXTS POL THRY	Y	724-095-201	SEM	1		W	9:00- 11:50A	BUNCHE 2121	SISSA, G.	15	30	SO	4.0	
	Political Science 217, seminar 1:			RESTRICT: POLITICAL SCIENCE GRADUATE STUDENTS											
218	SEL TOPICS POL THRY	Y	724-101-201	SEM	1		T	9:00- 11:50A	BUNCHE 2121	PATEMAN, C.	15	30	SO	4.0	
	Political Science 218, seminar 1:			RESTRICT: GRADUATE STUDENTS											
220C	INTL RELATN RESRCH	Y	724-123-200	SEM	1		M	2:00- 4:50P	BUNCHE 2121	TRACHTENBERG, M.	10	30	LG	4.0	
				RESTRICT: GRADUATE STUDENTS											
239	INTERNTL RELATIONS	Y	724-256-200	SEM	1		M	1:00- 3:50P	BUNCHE 2150	LARSON, D.W.	15	30	SO	4.0	
	Political Science 239, seminar 1:														
		Y	724-256-201	SEM	2		M	3:00- 5:50P	PUB AFF 1270	SPIEGEL, S.L.	15	30	SO	4.0	
				RESTRICT: GRADUATE STUDENTS											
242	CHINA&E ASIAN PLTCS	Y	724-271-200	SEM	1		T	10:00- 12:50P	BUNCHE 2174	TONG, J.	15	30	SO	4.0	
				RESTRICT: GRADUATE STUDENTS											
245	MIDDLE EASTRN PLTCS	Y	724-280-200	SEM	1		W	2:00- 4:50P	BUNCHE 2173	BINDER, L.	15	30	SO	4.0	
				RESTRICT: GRADUATE STUDENTS											
259	SEL TOPC-COMPAR POL	Y	724-365-201	DIS	1		M	2:00- 4:50P	BUNCHE 4276	GEDDES, B.	15	30	SO	4.0	
				RESTRICT: GRADUATE STUDENTS											
		Y	724-365-202	DIS	2		T	9:00- 11:50A	ROLFE 3119	ROGOWSKI, R.L.	15	30	SO	4.0	
				RESTRICT: GRADUATE STUDENTS											
		Y	724-365-203	DIS	3		T	4:00- 6:50P	BUNCHE 4357	LOHMANN, S.	20	30	SO	4.0	
				RESTRICT: GRADUATE STUDENTS											
		Y	724-365-204	DIS	4		TBA			POSNER, D.N.	15	30	SO	4.0	
				RESTRICT: GRADUATE STUDENTS											
269	SEM-POLITICL BEHAVR	Y	724-422-200	SEM	1		TBA			CHWE, M.S.	15	30	SO	4.0	
	Political Science 269, seminar 1:														
		Y	724-422-201	SEM	2		T	2:00- 4:50P	BUNCHE 4276	ZALLER, J.R.	15	30	SO	4.0	
				RESTRICT: GRADUATE STUDENTS											
289A	RACE ETHNCTY PLTCS	Y	724-586-200	SEM	1		T	4:00- 6:50P	BUNCHE 2150	FRASURE, L.A.	12	30	SO	4.0	
	Political Science 289A, seminar 1:			RESTRICT: INSTRUCTOR CONSENT											
289B	RES RCE ETHNCTY POL	Y	724-587-202	SEM	1		T	2:00- 4:50P	BUNCHE 2121	PAGDEN, A.R.	15	30	SO	4.0	
				RESTRICT: POLITICAL SCIENCE GRADUATE STUDENTS											
		Y	724-587-220	SEM	2		T	3:00- 5:50P	BUNCHE 2168	WOLFENSTEIN, E.V.	20	30	SO	4.0	
				RESTRICT: GRADUATE STUDENTS											
292A	SCIEN INQ&NORM DISC	Y	724-568-200	DIS	1		W	4:00- 6:50P	ROLFE 3114	FRASURE, L.A.	12	30	SO	4.0	
				RESTRICT: POLITICAL SCIENCE GRADUATE STUDENTS											

CATALOG NUMBER	COURSE TITLE	ENF REQ IM	ID NUMBER	CLS TYP	SEC	FEE	DAYS	TIME	BUILDING/ ROOM	INSTRUCTOR	ENRL CAP	GD XC	TP	UNITS
Psychology 118 is limited to senior Psychobiology majors on the priority and first enrollment passes. Junior Psychobiology majors may enroll on the second pass, space permitting. Junior/senior Psychology, Neuroscience, and Prepsycho-biology majors may enroll on the second pass, space permitting.														
118	COMPARTV PSYCHOBIO	N	328-360-200	LEC 1			TR	11:00- 12:15P	FRANZ 1260	MINOR, T.R.	120	13	SO	4.0
RESTRICT: PSYCHOBIOLOGY MAJORS, SENIORS AND ABOVE														
Psychology M119L is limited to senior Psychobiology and Cognitive Science majors on the priority and first enrollment passes. Junior Psychology and Cognitive Science majors may enroll on the second pass, space permitting. Junior/ senior Neuroscience, Prepsycho-biology, and Precognitive Science majors and Cognitive Science minors may enroll beginning March 5, 2010, space permitting.														
M119L	HUMAN NEUROPSYCHLGY	N	328-391-200	LEC 1			TR	12:30- 1:45P	FRANZ 3534	ZAIDEL, D.	45	30	SO	4.0
SAME AS: NEUROSC M119L RESTRICT: PSYCHOBIOLOGY, COGNITIVE SCIENCE, SENIORS AND ABOVE														
Psychology 119Q is limited to senior Psychobiology and Cognitive Science majors on the priority and first enrollment passes. Junior Psychobiology and Cognitive Science majors may enroll on the second pass, space permitting. Junior/ senior Neuroscience, Prepsycho-biology, and Psychology majors may enroll beginning March 5, 2010, space permitting.														
119Q	PSYBIO-SLEEP&DREAMS	N	328-323-200	LEC 1			F	9:00- 11:50A	FRANZ 3534	MCGINTY, D.J.	45	30	SO	4.0
RESTRICT: PSYCHOBIOLOGY, COGNITIVE SCIENCE, SENIORS AND ABOVE														
Psychology M119X is limited to senior Psychobiology and Cognitive Science majors on the priority and first enrollment passes. Any junior/senior may enroll on the second pass, space permitting.														
M119X	BIO&BEH NEURO-AGING	N	328-324-200	LEC 1			MW	12:30- 1:45P	FOWLER A139	BUTCHER, L.L.	60	05	SO	4.0
SAME AS: GRNTLGY M119X RESTRICT: PSYCHOBIOLOGY, COGNITIVE SCIENCE, SENIORS AND ABOVE														
Psychology 120A is limited to junior/senior departmental majors, Linguistics and Psychology majors, and Cognitive Science minors on the priority and first enrollment passes. Junior/senior departmental premajors and Neuroscience ma-jors may enroll on the second pass. Junior/senior nonmajors may enroll beginning March 5, 2010, space permitting. For Psychology 120A, you must attend the discussion section in which you are enrolled. Discussion sections do not meet every week. Check your course syllabus for details.														
120A	COGNITIVE PSYCH	N	-----	LEC 1			MW	2:00- 3:15P	HUMANTS A51	CASTEL, A.D.	180	30	SO	4.0
RESTRICT: JUNIORS AND ABOVE, PSYC, PSYCBIO, LNG&PSY, COG SCI MNR&MJR														
N	328-449-201	DIS 1A					M	9:00- 9:50A	FRANZ A279		15			0.0
N	328-449-202	DIS 1B					M	10:00- 10:50A	FRANZ A279		15			0.0
N	328-449-203	DIS 1C					M	12:00- 12:50P	FRANZ 1571		15			0.0
N	328-449-204	DIS 1D					M	1:00- 1:50P	FRANZ 1571		15			0.0
N	328-449-205	DIS 1E					T	8:00- 8:50A	FRANZ 1571		15			0.0
N	328-449-206	DIS 1F					T	9:00- 9:50A	FRANZ 1571		15			0.0
N	328-449-207	DIS 1G					W	11:00- 11:50A	FRANZ 1571		15			0.0
N	328-449-208	DIS 1H					W	12:00- 12:50P	FRANZ 1571		15			0.0
N	328-449-209	DIS 1I					R	9:00- 9:50A	FRANZ 1571		15			0.0
N	328-449-210	DIS 1J					R	10:00- 10:50A	FRANZ 1571		15			0.0
N	328-449-211	DIS 1K					F	1:00- 1:50P	FRANZ 1571		15			0.0
N	328-449-212	DIS 1L					F	2:00- 2:50P	FRANZ 1571		15			0.0
Psychology 121 is limited to senior departmental majors, Linguistics and Psychology majors, and Cognitive Science minors on the priority and first enrollment passes. Spring or Summer Quarter 2010 graduating seniors who are declared Precognitive Science majors may inquire about enrollment in 1531 Franz Hall when their second pass is active. Junior departmental majors, Linguistics and Psychology majors, and Cognitive Science minors may enroll beginning March 5, 2010, space permitting.														
121	LAB-COGNITIVE PSYCH	N	328-397-200	LAB 1			TR	10:00- 11:50A	FRANZ A258	HOLYOAK, K.	12	30	SO	4.0
RESTRICT: PSYC, PSYCBIO, LNG&PSY, COG SCI MNR&MJR, SENIORS AND ABOVE														
Psychology 124E is limited to senior Cognitive Science and Precognitive Science majors and Cognitive Science minors on the priority and first enrollment passes. Junior/senior departmental premajors and majors, Neuroscience and Lin-guistics and Psychology majors, and Cognitive Science minors may enroll on the second pass, space permitting.														
124E	LANGUAGE&COGNITION	N	328-404-200	SEM 1			TR	2:00- 3:15P	FRANZ 3534	MACKAY, D.G.	40	15	SO	4.0
RESTRICT: PRE-COG SCI OR COG SCI MAJOR/MINOR, SENIORS AND ABOVE														
Psychology 124J is limited to senior departmental majors on the priority and first enrollment passes. Other juniors/seniors who have completed Psychology 100A, 100B, and either 120A or 120B may inquire about enrollment in 1531 Franz Hall when their second pass is active.														
124J	PERCEPTN&LEARN&TECH	N	328-441-200	SEM 1			TR	12:30- 1:45P	PAB 1434A	KELLMAN, P.	40	30	SO	4.0
RESTRICT: PSYCH, PSYCHOBIOLOGY, COGNITIVE SCI, SENIORS AND ABOVE														
Psychology 125C is limited to students in Fernald Internship Program.														
125C	ADV DEVL P PSYCHPATH	N	328-459-200	LAB 1			TR	3:30- 4:45P	FERNALD 100	BAKER, B.L.	20	30	LG	4.0
RESTRICT: INSTRUCTOR CONSENT														
Psychology 126 is limited to senior departmental majors on the priority and first enrollment passes. Junior departmental majors may enroll on the second pass, space permitting.														
126	CLINICAL PSYCH LAB	N	328-432-200	LAB 1			TR	9:00- 10:50A	FRANZ 3319	CRASKE, M.	12	30	LG	4.0
RESTRICT: PSYCH, PSYCHOBIOLOGY, COGNITIVE SCI, SENIORS AND ABOVE														
N	328-432-201	LAB 2					TR	1:00- 2:50P	FRANZ 1571	CHORPITA, B.F.	12	30	LG	4.0
RESTRICT: PSYCH, PSYCHOBIOLOGY, COGNITIVE SCI, SENIORS AND ABOVE														
Psychology 127A is limited to junior/senior departmental premajors and majors on the priority and first enrollment passes. Any sophomore/junior/senior may enroll on the second pass, space permitting.														
127A	ABNORMAL PSYCHOLOGY	N	328-472-200	LEC 1			MW	8:00- 9:50A	FRANZ 1178	MAYS, V.M.	200	01	SO	4.0
RESTRICT: DEPARTMENT PREMAJORS AND MAJORS, JUNIORS AND ABOVE														
Psychology 127B is limited to junior/senior departmental premajors and majors on the priority and first enrollment passes. Any sophomore/junior/senior may enroll on the second pass, space permitting.														
127B	ABN PSYCH-BIO BASES	N	328-473-200	LEC 1			TR	2:00- 3:15P	WGYOUNG CS24	RAY, L.A.	200	15	SO	4.0
RESTRICT: DEPARTMENT PREMAJORS AND MAJORS, JUNIORS AND ABOVE														
Psychology 130 is limited to junior/senior departmental premajors and majors, Linguistics and Psychology majors, and Applied Developmental Psychology minors on the priority and first enrollment passes. Any sophomore/junior/senior may enroll on the second pass, space permitting.														
130	DEVELOPMENTAL PSYCH	N	-----	LEC 1			TR	8:00- 9:15A	FRANZ 1178	DELAFIELD, N.L.	120	11	SO	4.0
RESTRICT: JUNIORS AND ABOVE, PSYCH MAJOR&PREMAJORS&LING-PSYCH&ADP														
N	328-426-201	DIS 1A					M	2:00- 2:50P	FRANZ 3435		15			0.0
N	328-426-202	DIS 1B					M	3:00- 3:50P	FRANZ 3435		15			0.0
N	328-426-203	DIS 1C					W	8:00- 8:50A	FRANZ A279		15			0.0
N	328-426-204	DIS 1D					W	9:00- 9:50A	FRANZ A279		15			0.0
N	328-426-205	DIS 1E					R	11:00- 11:50A	FRANZ 1571		15			0.0
N	328-426-206	DIS 1F					R	12:00- 12:50P	FRANZ 1571		15			0.0
N	328-426-207	DIS 1G					F	11:00- 11:50A	FRANZ 1571		15			0.0
N	328-426-208	DIS 1H					F	12:00- 12:50P	FRANZ 1571		15			0.0
Psychology 132A is limited to junior/senior departmental premajors and majors and Applied Developmental Psychology minors on the priority and first enrollment passes. Any sophomore/junior/senior may enroll on the second pass, space permitting.														
132A	LEARNG DISABILITIES	N	328-437-200	LEC 1			WF	8:30- 9:45A	KNSY PV 1220B	ADELMAN, H.S.	160	01	SO	4.0
RESTRICT: DEPT MAJORS&PRE-MAJORS&ADP MINORS, JUNIORS AND ABOVE														
Psychology 133B is limited to junior/senior departmental premajors, majors, Linguistics and Psychology majors, and Applied Developmental Psychology minors on the priority and first enrollment passes. Any sophomore/junior/senior may enroll on the second pass, space permitting.														
133B	COGNITIVE DEVELPMNT	N	328-455-200	LEC 1			TR	11:00- 12:15P	FRANZ 1178	SANDHOFER, C.M.	200	13	SO	4.0
RESTRICT: JUNIORS AND ABOVE, PSYCH MAJOR&PREMAJORS&LING-PSYCH&ADP														
Psychology 134A is limited to students in the Applied Developmental Psychology minor.														
134A	INFNT&TODLR CARE&ED	N	328-477-200	LEC 1			MW	2:00- 3:20P	FRANZ A279	CORTES, A.E.	35	30	LG	4.0
RESTRICT: DEPARTMENT CONSENT														
Psychology 134C is limited to students in the Applied Developmental Psychology minor.														
134C	ADV APPLD DEV PSYCH	N	328-479-200	SEM 1			W	3:30- 4:30P	FRANZ A279	DAVIS, H.M.	37	30	PN	4.0
RESTRICT: DEPARTMENT CONSENT														
Psychology 134D is limited to students in the Applied Developmental Psychology minor.														
134D	FLD-APLD DVLP PSYCH	N	328-480-200	FLD 1			VAR			CORTES, A.E.	35	30	PN	2.0
RESTRICT: DEPARTMENT CONSENT														

CATALOG NUMBER	COURSE TITLE	ENF REQ IM	ID NUMBER	CLS TYP	SEC	FEE	DAYS	TIME	BUILDING/ ROOM	INSTRUCTOR	ENRL CAP	XC	GD TP	UNITS
Psychology 135 is limited to junior/senior departmental majors on the priority and first enrollment passes. Junior/senior departmental premajors and Communication Studies majors may enroll on the second pass. Any sophomore/junior/senior may enroll beginning March 5, 2010, space permitting. For Psychology 135, you must attend the discussion section in which you are enrolled. Discussion sections do not meet every week. Check your course syllabus for details.														
135	SOCIAL PSYCHOLOGY	N	-----	LEC	1		TR	9:30- 10:45A	MOORE 100	SHAPIRO, J.R.	180	12	SO	4.0
				RESTRICT: JUNIORS AND ABOVE, PSYCH, PSYCHOBIOLOGY, COGNITIVE SCI										
		N	328-466-201	DIS	1A		M	8:00- 8:50A	FRANZ 3435		15			0.0
		N	328-466-202	DIS	1B		M	9:00- 9:50A	FRANZ 3435		15			0.0
		N	328-466-203	DIS	1C		M	11:00- 11:50A	FRANZ 3435		15			0.0
		N	328-466-204	DIS	1D		M	12:00- 12:50P	FRANZ 3435		15			0.0
		N	328-466-205	DIS	1E		M	2:00- 2:50P	FRANZ 1571		15			0.0
		N	328-466-206	DIS	1F		M	3:00- 3:50P	FRANZ 1571		15			0.0
		N	328-466-207	DIS	1G		W	12:00- 12:50P	FRANZ A279		15			0.0
		N	328-466-208	DIS	1H		W	1:00- 1:50P	FRANZ A279		15			0.0
		N	328-466-209	DIS	1I		R	3:00- 3:50P	FRANZ 1571		15			0.0
		N	328-466-210	DIS	1J		R	4:00- 4:50P	FRANZ 1571		15			0.0
		N	328-466-211	DIS	1K		F	10:00- 10:50A	FRANZ A279		15			0.0
		N	328-466-212	DIS	1L		F	11:00- 11:50A	FRANZ A279		15			0.0
Psychology 136B is limited to senior departmental majors on the priority and first enrollment passes. Junior departmental majors may enroll on the second pass, space permitting.														
136B	NONEXPER SOCL PSYC	N	328-483-200	LAB	1		TR	9:30- 11:20A	FRANZ A279	HUO, Y.J.	12	30	SO	4.0
				RESTRICT: PSYCH, PSYCHOBIOLOGY, COGNITIVE SCI, SENIORS AND ABOVE										
		N	328-483-201	LAB	2		TR	1:30- 3:20P	FRANZ A279	HUO, Y.J.	12	30	SO	4.0
				RESTRICT: PSYCH, PSYCHOBIOLOGY, COGNITIVE SCI, SENIORS AND ABOVE										
Psychology 137C is limited to junior/senior departmental premajors and majors and Communication Studies majors on the priority and first enrollment passes. Any sophomore/junior/senior may enroll beginning March 5, 2010, space permitting.														
137C	INTIMATE RELATNSHPS	N	328-498-200	LEC	1		WF	3:00- 4:15P	MOORE 100	KARNEY, B.R.	400	08	SO	4.0
				RESTRICT: JUNIORS AND ABOVE, PSYCH MAJOR&PREMAJORS&LING-PSYCH&ADP										
Psychology 150 is limited to junior/senior departmental premajors and majors on the priority and first enrollment passes. Any sophomore/junior/senior may enroll on the second pass, space permitting.														
150	INTR-HEALTH PSYCHLG	N	328-600-200	LEC	1		TR	12:30- 1:45P	FRANZ 1178	ROBLES, T.F.	200	14	SO	4.0
				RESTRICT: DEPARTMENT PREMAJORS AND MAJORS, JUNIORS AND ABOVE										
Psychology 151 is limited to senior departmental majors on the priority and first enrollment passes. Junior departmental majors may enroll on the second pass, space permitting.														
151	RESRCH-HEALTH PSYCH	N	328-606-200	LAB	1		TR	2:00- 3:50P	FRANZ 2288	DUNKEL SCHETTER, C	12	30	LG	4.0
				RESTRICT: PSYCH, PSYCHOBIOLOGY, COGNITIVE SCI, SENIORS AND ABOVE										
		N	328-606-201	LAB	2		MW	1:00- 2:50P	FRANZ 2288	BOWER, J.E.	12	30	LG	4.0
				RESTRICT: PSYCH, PSYCHOBIOLOGY, COGNITIVE SCI, SENIORS AND ABOVE										
178	HUMAN MOTIVATION	N	328-634-200	LEC	1		TR	12:30- 1:45P	FRANZ 1260	WEINER, B.	130	14	SO	4.0
				RESTRICT: JUNIORS AND ABOVE										
Psychology 184B is limited to students who have been accepted into the Psychology Research Opportunity Program (PROPS).														
184B	PSYCH RSRCH OPRTNTY	N	328-802-200	SEM	1		W	9:00- 10:30A	FRANZ 3534	MYERS, H.F.	25	30	PN	2.0
				RESTRICT: DEPARTMENT CONSENT										
Psychology 186C is limited to senior departmental majors, Linguistics and Psychology majors, and Cognitive Science minors on the priority and first enrollment passes. Spring or Summer Quarter 2010 graduating seniors who are declared Precognitive Science majors may inquire about enrollment in 1531 Franz Hall when their second pass is active. Junior departmental majors, Linguistics and Psychology majors, and Cognitive Science minors may enroll beginning March 5, 2010, space permitting.														
186C	COG SCI-PSYCHOPHYSC	N	328-689-201	LAB	1		MWF	1:30- 2:50P	FRANZ 3319	LIU, Z.	15	30	LG	4.0
				RESTRICT: PSYCH, PSYCBIO, LING&PSY, COG SCI MNR&MJR, SENIORS AND ABOVE										
188A	SPECIAL SEMINARS	N	328-829-200	SEM	1		W	2:00- 4:50P	FRANZ 1571	HAMMEN, C.L.	20	30	SO	4.0
				RESTRICT: JUNIORS AND ABOVE										
Psychology 188A, seminar 1: Stress and Disorders														
189	ADV HONORS SEMINARS	N	328-833-201	SEM	1		M	3:00- 3:50P	FRANZ 5461	MAYS, V.M.	20	30	SO	1.0
				RESTRICT: INSTRUCTOR CONSENT										
Psychology 189, seminar 1:														
		N	328-833-202	SEM	2		M	4:00- 4:50P	FRANZ 3435	MAYS, V.M.	20	30	SO	1.0
				RESTRICT: INSTRUCTOR CONSENT										
Psychology 189, seminar 2:														
		N	328-833-203	SEM	3			TBA		ROBLES, T.F.	20	30	SO	1.0
		N	328-833-204	SEM	4			TBA		SHAPIRO, J.R.	20	30	SO	1.0
Psychology 191CH is limited to students who have been accepted into the departmental honors program.														
191CH	DEPT HONORS SEMINAR	N	328-849-200	SEM	1		W	3:00- 4:50P	FRANZ 2288	LIEBERMAN, M.D.	30	30	LG	2.0
				RESTRICT: DEPARTMENT CONSENT										
192	EDUCATION PRACTICES	N	328-690-201	SEM	1		VAR			THE STAFF	0	30	PN	4.0
				RESTRICT: DEPARTMENT CONSENT										
		N	328-690-202	SEM	2		VAR			THE STAFF	0	30	PN	4.0
				RESTRICT: DEPARTMENT CONSENT										
		N	328-690-203	SEM	3		VAR			THE STAFF	0	30	PN	4.0
				RESTRICT: DEPARTMENT CONSENT										
		N	328-690-204	SEM	4		VAR			THE STAFF	0	30	PN	4.0
				RESTRICT: DEPARTMENT CONSENT										
194A	INTERNSHIP SEMINAR	N	328-864-201	SEM	1		F	9:00- 10:50A	FRANZ 2288		20	30	PN	2.0
				RESTRICT: DEPARTMENT CONSENT										
201	LEARNING AND BEHAVR	N	728-008-200	DIS	1		F	12:30- 1:50P	FRANZ 6461	FANSELOW, M.S.	15	30	SU	1.0
				RESTRICT: GRADUATE STUDENTS										
204D	FEAR AND ANXIETY	N	728-033-200	LEC	1		TR	9:30- 10:45A	FRANZ 6461	FANSELOW, M.S.	15	30	SO	4.0
				RESTRICT: GRADUATE STUDENTS										
205K	VISION NEUROBIOLOGY	N	728-055-200	LEC	1		TBA			RINGACH, D.L.	0	30	LG	2.0
				RESTRICT: PSYCHOLOGY GRADUATE STUDENTS										
M208	BIO-LEARNING&MEMORY	N	728-061-200	LEC	1		MW	1:00- 2:50P	HLTHSCI 63214	GLANZMAN, D.L.	5	30	LG	4.0
				SAME AS: MC&IP M200G, NEURBIO M200G										
				RESTRICT: GRADUATE STUDENTS										
212	RSCH LIT-PHYSL PSYC	N	728-073-200	LEC	1		T	12:00- 1:20P	FRANZ 8461C	KRASNE, F.	15	30	SU	1.0
				RESTRICT: GRADUATE STUDENTS										
225	CRITCL PRBLM SOC PSY	N	728-156-200	SEM	1		TBA			EISENBERGER, N.I.	18	30	SO	4.0
				RESTRICT: GRADUATE STUDENTS										
		N	728-156-201	SEM	2		W	3:00- 5:50P	FRANZ 5461	SHAPIRO, J.R.	18	30	SO	4.0
				RESTRICT: INSTRUCTOR CONSENT										
226C	CRNT LIT-SOCL PSYCH	N	728-159-200	DIS	1		R	12:00- 1:20P	FRANZ 5461	GOFF, PA.	25	30	SU	2.0
				RESTRICT: PSYCHOLOGY GRADUATE STUDENTS										
M236	RELATIONSHIP SCI	N	728-207-200	LEC	1		T	1:00- 3:50P	FRANZ 5461	HASELTON, M.G.	15	30	SO	4.0
				RESTRICT: INSTRUCTOR CONSENT										
M237C	RELATNSHP SCI FORUM	N	728-213-200	SEM	1		T	12:00- 12:50P	FRANZ 5461	HASELTON, M.G.	15	30	SU	2.0
				RESTRICT: INSTRUCTOR CONSENT										
241	DEVELOPMENTAL PSYCH	N	728-231-200	DIS	1		M	11:45- 1:15P	FRANZ 3534	STIGLER, J.W.	20	30	SU	1.0
				RESTRICT: GRADUATE STUDENTS										
M242D	SOCIAL DVLPMTN&EDUC	N	728-237-200	SEM	1		TBA			MISTRY, R.S.	5	30	SO	4.0
				RESTRICT: GRADUATE STUDENTS										

CATALOG NUMBER	COURSE TITLE	ENF REQ IM	ID NUMBER	CLS TYP	SEC	FEE	DAYS	TIME	BUILDING/ ROOM	INSTRUCTOR	ENRL CAP	XC	GD TP	UNITS
M241	INTRO-REGION PLANNG	Y	717-246-200	LEC	1		M	2:00- 4:50P	PUB AFF 2242		10	30	LG	4.0
			SAME AS: URBN PL M230 RESTRICT: PUBLIC POLICY GRADUATE STUDENTS											
M243	COMM DEV&HOUSNG POL	Y	717-258-200	LEC	1		W	2:00- 4:50P	PUB AFF 2355	LEAVITT, J.	10	30	LG	4.0
			SAME AS: SOC WLF M290U,URBN PL M275 RESTRICT: PUBLIC POLICY GRADUATE STUDENTS											
251	PUB BUDGET&FINANCE	Y	717-306-200	LEC	1		MW	10:30- 11:50A	PUB AFF 2355	DENNIS, C.M.	40	30	LG	4.0
			RESTRICT: PUBLIC POLICY GRADUATE STUDENTS											
M261	AGNG PLCY&ELDER&FAM	Y	717-366-200	LEC	1		T	2:00- 4:50P	PUB AFF 3343C	TORRES-GIL, F.M.	5	30	LG	4.0
			SAME AS: SOC WLF M290P RESTRICT: PUBLIC POLICY GRADUATE STUDENTS											
C274	US NATNL SCRTY PLCY	Y	717-444-200	LEC	1		MW	10:30- 11:50A	HAINES A2	ZEGART, A.B.	10	03	LG	4.0
			RESTRICT: PUBLIC POLICY GRADUATE STUDENTS											
M280A	RSRCH&DEVEL POLICY	Y	717-480-200	LEC	1		W	1:00- 3:50P	COLLINS	SAKAKIBARA, M.	10	30	SO	4.0
			SAME AS: MGMT M292A RESTRICT: PUBLIC POLICY GRADUATE STUDENTS											
290	TOPCS-PUBLIC POLICY	Y	717-540-200	DIS	1			UNSCHE		LIEBEN, A.K.	20	30	LG	4.0
			RESTRICT: URBAN PLANNING, PUBLIC POLICY, AND SOCIAL WELFARE GRADUATE STUDENTS											
297C	Public Policy 290, discussion 1: Dealing with Public Disputes in America: Mediation and Facilitation in Theory and Practice PUBLIC POLICY ONLY	Y	717-584-200	ACT	1			UNSCHE		THE STAFF	30	30	SU	2.0
			RESTRICT: PUBLIC POLICY GRADUATE STUDENTS											
298C	APPLD PLCY PROJ III	Y	717-592-201	SEM	1			UNSCHE		JENSEN, R.	20	30	LG	2.0
			RESTRICT: PUBLIC POLICY GRADUATE STUDENTS											
			Y	717-592-202	SEM	2		UNSCHE		PANOFSKY, A.L.	20	30	LG	2.0
			RESTRICT: PUBLIC POLICY GRADUATE STUDENTS											
			Y	717-592-203	SEM	3		UNSCHE		PETERSON, M.A.	20	30	LG	2.0
			RESTRICT: PUBLIC POLICY GRADUATE STUDENTS											

RELIGION, STUDY OF

A per-unit Instructional Enhancement Fee is assessed on most L&S undergraduate nontutorial classes. See the Miscellaneous Fee Chart at <http://www.registrar.ucla.edu/fees> for fee amounts.

100	BIOG&AUTOBIO-RELIGN	Y	327-301-200	SEM	1		M	1:00- 3:50P	DODD 175	BARTCHY, S.S.	20	30	LG	4.0
			RESTRICT: INSTRUCTOR CONSENT											
120	ABRAHAMIC RELIGIONS	Y	327-420-200	LEC	1		R	4:00- 6:50P	DODD 78	KRAUSS, R.	29	30	LG	4.0
			RESTRICT: JUNIORS AND ABOVE											

SCANDINAVIAN SECTION

A per-unit Instructional Enhancement Fee is assessed on most L&S undergraduate nontutorial classes. See the Miscellaneous Fee Chart at <http://www.registrar.ucla.edu/fees> for fee amounts.

3	ELEMENTARY SWEDISH	Y	218-009-200	DIS	1		MTWR	9:00- 9:50A	HAINES A78	TANGHERLINI, T.R.	15	30	SO	4.0
13	ELEM NORWEGIAN	Y	218-039-200	DIS	1		TR	12:30- 1:45P	ROYCE 166	WEN, P.J.	15	30	SO	4.0

For Scandinavian 50W, the department will cancel your enrollment if you do not attend at least one of the first two class meetings. After the first week of classes, wait-listed students may enroll only with permission to enroll obtained from the instructor.

50W	INTRO-SCAN LIT&CLTR	Y	-----	LEC	1		TR	11:00- 11:50A	ROYCE 162	WEN, P.J.	40	30	LG	5.0
		Y	218-152-201	DIS	1A		TR	12:00- 12:50P	MOORE 1003		20			0.0
		Y	218-152-202	DIS	1B		TR	1:00- 1:50P	ROYCE 160		20			0.0
105	ADVANCED SWEDISH	Y	218-330-200	DIS	1		TR	2:00- 3:50P	ROLFE 3112	WILLSON, K.J.	15	15	SO	4.0
C141A	THRY-SCANDINAVN NOVL	Y	218-550-200	SEM	1		TR	12:30- 1:45P	ROYCE 150	ANDERSEN, C.E.	25	14	SO	4.0
C146A	AUGUST STRINDBERG	Y	218-578-200	SEM	1		MW	10:00- 11:15A	BUNCHE 2181	SHIDELER, R.P.	25	30	SO	4.0
147A	HANS CHRISTN ANDRSN	Y	218-584-200	LEC	1		TR	2:00- 3:15P	BUNCHE 3117	ANDERSEN, C.E.	25	15	SO	4.0
157	CONTEMP NORDIC LIT	Y	218-642-200	SEM	1		TR	3:30- 4:45P	ROYCE 162	WEN, P.J.	30	16	SO	4.0
166C	CARL DREYER	Y	218-698-200	SEM	1		M	2:00- 4:50P	ROLFE 3105	LUNDE, A.O.	30	30	SO	4.0
C180	LIT&SCANDVN SOCIETY	Y	218-780-200	SEM	1		W	2:00- 4:50P	ROYCE 150	LUNDE, A.O.	30	30	SO	4.0
		Y	218-780-202	SEM	3		M	2:00- 4:50P	ROLFE 3115	TANGHERLINI, T.R.	15	30	SO	4.0
	Scandinavian C180, seminar 3:													
M270	LITERARY THEORY	Y	618-421-200	SEM	1		W	2:00- 4:50P	PUB AFF 1264		0	30	SO	5.0
			SAME AS: GERMAN M270,SPAN M294											
C280	LIT&SCANDVN SOCIETY	Y	618-480-200	SEM	1		W	2:00- 4:50P	ROYCE 150	LUNDE, A.O.	15	30	SO	4.0

SLAVIC LANGUAGES AND LITERATURES**Central And East European Studies**

A per-unit Instructional Enhancement Fee is assessed on most L&S undergraduate nontutorial classes. See the Miscellaneous Fee Chart at <http://www.registrar.ucla.edu/fees> for fee amounts.

91	CLTR&SOC-CNTR&E EUR	Y	372-273-200	LEC	1		TR	12:00- 1:15P	DODD 170	GALATEANU, G.	52	14	SO	5.0
----	---------------------	---	-------------	-----	---	--	----	--------------	----------	---------------	----	----	----	-----

Czech

A per-unit Instructional Enhancement Fee is assessed on most L&S undergraduate nontutorial classes. See the Miscellaneous Fee Chart at <http://www.registrar.ucla.edu/fees> for fee amounts.

101C	CZECH LANG&CULTURE	Y	336-309-200	LEC	1		MF	12:00- 1:50P	HUMANTS A30	KRESIN, S.C.	15	05	SO	5.0
187D	ADV TUTORIAL INSTR	Y	336-825-200	TUT	1		F	2:30- 4:20P	HUMANTS A30		10	30	SO	2.0

Hungarian

A per-unit Instructional Enhancement Fee is assessed on most L&S undergraduate nontutorial classes. See the Miscellaneous Fee Chart at <http://www.registrar.ucla.edu/fees> for fee amounts.

187C	ADV TUTORIAL INSTR	Y	366-824-200	TUT	1		M	1:00- 1:30P	ROLFE 3106	BORBELY, M.	10	30	SO	2.0
187D	ADV TUTORIAL INSTR	Y	366-825-200	TUT	1		M	1:30- 2:50P	ROYCE 166	BORBELY, M.	10	30	SO	2.0
187E	ADV TUTORIAL INSTR	Y	366-826-200	TUT	1		W	1:00- 1:30P	ROLFE 3123	BORBELY, M.	10	30	SO	2.0
187F	ADV TUTORIAL INSTR	Y	366-827-200	TUT	1		W	1:30- 2:50P	BOELTER 5514	BORBELY, M.	10	30	SO	2.0
187G	ADV TUTORIAL INSTR	Y	366-828-200	TUT	1		TBA				0	30	SO	2.0
187I	ADV TUTORIAL INSTR	Y	366-830-200	TUT	1		TBA			BORBELY, M.	7	30	SO	2.0

Polish

A per-unit Instructional Enhancement Fee is assessed on most L&S undergraduate nontutorial classes. See the Miscellaneous Fee Chart at <http://www.registrar.ucla.edu/fees> for fee amounts.

101C	ELEMENTARY POLISH	Y	339-308-200	LEC	1		MWF	9:00- 10:20A	HUMANTS 311	KOROPECKYJ, R.	10	30	SO	5.0
187E	ADV TUTORIAL INSTR	Y	339-826-200	TUT	1		TR	4:30- 5:50P	HUMANTS 311	CHODOROWSKA-PILCH,	5	30	SO	2.0
187F	ADV TUTORIAL INSTR	Y	339-827-200	TUT	1		TR	6:00- 7:20P	HUMANTS 311	CHODOROWSKA-PILCH,	5	30	SO	2.0

Romanian

A per-unit Instructional Enhancement Fee is assessed on most L&S undergraduate nontutorial classes. See the Miscellaneous Fee Chart at <http://www.registrar.ucla.edu/fees> for fee amounts.

101C	ELEMENTARY ROMANIAN	Y	340-312-200	REC	1		TR	2:00- 4:20P	HUMANTS A32	GALATEANU, G.	20	30	SO	5.0
187L	ADV TUTORIAL INSTR	Y	340-832-200	TUT	1		T	5:00- 6:50P	HUMANTS A32	GALATEANU, G.	12	30	SO	2.0
187M	ADV TUTORIAL INSTR	Y	340-833-200	TUT	1		R	5:00- 6:50P	HUMANTS A32	GALATEANU, G.	12	30	SO	2.0

CATALOG NUMBER	COURSE TITLE	ENF REQ IM	ID NUMBER	CLS TYP	SEC	FEE	DAYS	TIME	BUILDING/ ROOM	INSTRUCTOR	ENRL CAP	XC	GD TP	UNITS
Russian														
A per-unit Instructional Enhancement Fee is assessed on most L&S undergraduate nontutorial classes. See the Miscellaneous Fee Chart at http://www.registrar.ucla.edu/fees for fee amounts.														
The Language Laboratory, 270 Powell Library Building, is open Monday thru Thursday, 9 a.m. to 9 p.m.; Friday, 9 a.m. to 5 p.m.; Saturday, noon to 5 p.m.; Sunday, 1 to 5 p.m.														
The Russian Room, 343 Humanities Building, is available for additional help.														
3	ELEMENTARY RUSSIAN	Y	341-025-200	LEC	1		MWF	10:00- 11:20A	HUMANTS A32		20	09	SO	5.0
		Y	341-025-201	LEC	2		MWF	11:30- 12:50P	HUMANTS A32		20	09	SO	5.0
		Y	341-025-202	LEC	3		MWF	1:00- 2:20P	HUMANTS A32		20	09	SO	5.0
6	INTERMEDIATE RUSSIA	Y	341-046-201	LEC	1		MWF	10:30- 11:50A	PUB AFF 1246		20	09	SO	5.0
25	RUSSIAN NOVEL-TRNSL	Y	341-125-200	LEC	1		TR	11:00- 12:15P	PAB 2434	HEIM, M.H.	40	13	SO	5.0
25W	RUSSIAN NOVEL-TRNSL	Y	341-126-200	LEC	1		TR	9:30- 10:45A	HUMANTS A32		50	12	LG	5.0
90BW	RUSSIAN CVLZTN-20 C	Y	341-271-200	LEC	1		TR	12:30- 1:45P	HUMANTS A32		0	14	LG	5.0
100C	LITERACY IN RUSSIAN	Y	341-304-200	LEC	1		M	11:00- 12:15P	HUMANTS A48		25	09	SO	4.0
101C	THIRD-YEAR RUSSIAN	Y	341-315-200	REC	1		MW	10:00- 11:50A	BUNCHE 2156	KRESIN, S.C.	10	09	SO	5.0
102C	TOPICS-ADV RUSSIAN	Y	341-330-200	LEC	1		MF	12:00- 1:20P	HAINES A78	KUDYMA, G.	10	09	SO	4.0
103B	LITERATURE AND FILM	Y	341-334-200	LEC	1		MW	2:00- 3:20P	HUMANTS 311	KUDYMA, A.	20	07	SO	4.0
107B	RUSSN-SOC&CLTRL STD	Y	341-345-200	LEC	1		TR	11:00- 12:20P	HUMANTS A32	KAGAN, O.	20	13	SO	4.0
M118	ORIGINS-RSE MUSCOVY	Y	341-416-200	LEC	1		MW	9:00- 10:50A	HAINES A6	LENHOFF, G.D.	20	02	SO	4.0
			SAME AS: HIST M127A											
120	LIT AND REVOLUTION	Y	341-426-200	LEC	1		MW	12:00- 1:15P	PUB AFF 2214	VROON, R.W.	45	05	SO	4.0
129	ANIMATN&MUSIC VIDEO	Y	341-474-200	LEC	1		M	12:00- 2:50P	HAINES 118	MACFADYEN, D.W.	50	05	LG	5.0
204	HIST-RUSS LIT LANG	Y	741-010-200	LEC	1		T	9:00- 11:50A	BUNCHE 2178	KLENIN, E.R.	20	30	SO	4.0
			RESTRICT: GRADUATE STUDENTS											
293	SEM-20 CEN RUSS LIT	Y	741-565-200	SEM	1		M	2:00- 3:15P	PUB AFF 2319	VROON, R.W.	10	30	SO	4.0
			RESTRICT: GRADUATE STUDENTS											
Serbian/Croatian														
A per-unit Instructional Enhancement Fee is assessed on most L&S undergraduate nontutorial classes. See the Miscellaneous Fee Chart at http://www.registrar.ucla.edu/fees for fee amounts.														
101C	ELEM SERBIAN/CROATN	Y	333-308-200	LEC	1		MW	4:00- 5:20P	HUMANTS A32		15	30	SO	5.0
187E	ADV TUTORIAL INSTR	Y	333-826-200	TUT	1		M	5:30- 6:50P	HUMANTS A32	LEJKO-LACAN, V.	10	30	SO	2.0
187F	ADV TUTORIAL INSTR	Y	333-827-200	TUT	1		W	5:30- 6:50P	HUMANTS A32	LEJKO-LACAN, V.	10	30	SO	2.0
Slavic														
A per-unit Instructional Enhancement Fee is assessed on most L&S undergraduate nontutorial classes. See the Miscellaneous Fee Chart at http://www.registrar.ucla.edu/fees for fee amounts.														
40	CHRISTNTY EAST&WEST	Y	334-120-200	LEC	1		MWF	9:00- 9:50A	PUB AFF 2270		70	02	SO	5.0
90	INTRO-SLAVIC CVLZTN	Y	-----	LEC	1		WF	1:00- 2:50P	DODD 175	KOROPECKYJ, R.	50	06	SO	5.0
		Y	334-270-201	DIS	1A		T	1:00- 1:50P	HAINES A74		25			0.0
		Y	334-270-202	DIS	1B		R	1:00- 1:50P	MOORE 1003		25			0.0
281	SEM-SLAV LINGUIST	Y	734-486-200	SEM	1		MW	12:00- 2:50P	MS 3915A	KLENIN, E.R.	20	30	SO	4.0
			RESTRICT: GRADUATE STUDENTS											
495	TCH SLAV LANG-COLEG	Y	734-790-200	SEM	1		TBA			KAGAN, O.	10	30	SU	4.0
			RESTRICT: GRADUATE STUDENTS											
Ukrainian														
A per-unit Instructional Enhancement Fee is assessed on most L&S undergraduate nontutorial classes. See the Miscellaneous Fee Chart at http://www.registrar.ucla.edu/fees for fee amounts.														
187E	ADV TUTORIAL INSTR	Y	343-826-200	TUT	1		M	3:30- 4:30P	HUMANTS 311	KUDYMA, A.	8	30	SO	2.0
187F	ADV TUTORIAL INSTR	Y	343-827-200	TUT	1		W	3:30- 4:30P	HUMANTS 311	KUDYMA, A.	8	30	SO	2.0
SOCIAL WELFARE														
19	FIAT LUX FRSHMN SEM	N	319-057-101	SEM	1		TBA			LEVY-STORMS, L.F.	20	30	PN	1.0
			RESTRICT: FIRST-YEAR FRESHMEN											
			Social Welfare 19, seminar 1: Intergenerational Communication across Lifespan											
M104D	PUBLIC POLICY&AGING	N	319-327-100	LEC	1		W	2:00- 4:50P	PUB AFF 4357B	MOON, A.	15	09	SO	4.0
			SAME AS: GRNTLGY M104D											
			RESTRICT: JUNIORS OR SENIORS											
203C	INTEGRATIVE SEM	N	719-020-200	SEM	1		R	5:00- 6:50P	PUB AFF 1270	LUBY, J.A.	30	30	SO	2.0
			RESTRICT: GRADUATE STUDENTS											
			Social Welfare 203C, seminar 1:											
225B	POLICY-IMPLMNT&EVAL	N	719-151-200	SEM	1		R	2:00- 4:50P	PUB AFF 6223	IGLEHART, A.P.	12	30	LG	4.0
			RESTRICT: GRADUATE STUDENTS											
230C	THRY-SOC WEL PRAC 3	N	719-182-201	LEC	1		T	8:00- 9:50A	PUB AFF 1337	BRINDERSON, L.A.	33	30	SO	2.0
			RESTRICT: GRADUATE STUDENTS											
		N	719-182-202	LEC	2		T	10:00- 11:50A	PUB AFF 2238	JACKSON, A.P.	33	30	SO	2.0
			RESTRICT: GRADUATE STUDENTS											
		N	719-182-203	LEC	3		T	10:00- 11:50A	PUB AFF 1337	BRINDERSON, L.A.	33	30	SO	2.0
			RESTRICT: GRADUATE STUDENTS											
231F	ADV-SW PRAC-COG BEH	N	719-191-201	LEC	1		R	9:00- 11:50A	PUB AFF 1256		30	30	SO	4.0
231G	ADV-SW PRC-SUB ABUS	N	719-192-201	LEC	1		T	9:00- 11:50A	PUB AFF 3343C		30	30	SO	4.0
			RESTRICT: SOCIAL WELFARE MAJORS											
231J	ADV-SW PRC-CHD WLFR	N	719-195-201	LEC	1		R	9:00- 11:50A	HAINES A44	CRUMPTON, J.M.	30	30	SO	4.0
			RESTRICT: SOCIAL WELFARE MAJORS											
231M	ADV-SW PRAC-HEALTH	N	719-198-201	LEC	1		R	9:00- 11:50A	PUB AFF 2242		30	30	SO	4.0
			RESTRICT: SOCIAL WELFARE MAJORS											
231N	ADV-SW PRC-CHD&ADOL	N	719-199-201	LEC	1		T	9:00- 11:50A	PUB AFF 2242	OLIVERI, M.K.	30	30	SO	4.0
			RESTRICT: SOCIAL WELFARE MAJORS											
240B	ORGS&COMNTYS&PLCY 2	N	719-241-201	LEC	1		R	9:00- 11:50A	PUB AFF 2238	IGLEHART, A.P.	33	30	LG	3.0
			RESTRICT: SOCIAL WELFARE MAJORS											
		N	719-241-202	LEC	2		R	9:00- 11:50A	PUB AFF 2343	MURRAY, S.B.	33	30	LG	3.0
			RESTRICT: SOCIAL WELFARE MAJORS											
		N	719-241-203	LEC	3		R	9:00- 11:50A	PUB AFF 2355	HUR, W.K.	33	30	LG	3.0
			RESTRICT: SOCIAL WELFARE MAJORS											
241C	ADV SOCL WLFR PRCTC	N	719-248-200	LEC	1		T	9:00- 11:50A	PUB AFF 1256	FREISTHLER, B.J.	25	30	SO	4.0
			RESTRICT: SOCIAL WELFARE MAJORS											
			Social Welfare 241C, lecture 1: Grantwriting											
M241E	LDRSHP&DEVLP&GOVNCE	N	719-250-200	LEC	1		R	2:00- 4:50P	PUB AFF 1234	PARENT, W.B.	9	30	LG	4.0
			SAME AS: PUB PLC M228.URBN PL M288											
			RESTRICT: URBAN PLANNING, PUBLIC POLICY, AND SOCIAL WELFARE GRADUATE STUDENTS											
258	CRITCL PROB-SOC WEL	N	719-348-200	DIS	1		W	3:00- 4:50P	PUB AFF 6223	JACKSON, A.P.	10	30	SU	2.0
			RESTRICT: GRADUATE STUDENTS											
280	SOC WELFARE RSRCH	N	719-480-200	LEC	1		T	2:00- 5:50P	PUB AFF 1246	MOON, A.	100	30	SO	3.0
			RESTRICT: SOCIAL WELFARE MAJORS											

CATALOG NUMBER	COURSE TITLE	ENF REQ IM	ID NUMBER	CLS TYP	SEC	FEE	DAYS	TIME	BUILDING/ ROOM	INSTRUCTOR	ENRL CAP	XC	GD TP	UNITS		
151	COMPRTV IMMIGRATION	Y	347-463-205	DIS 1E			W	12:00-12:50P	HAINES A44		25			0.0		
		Y	347-463-206	DIS 1F			W	1:00-1:50P	HAINES A74		25			0.0		
		Y	-----	LEC 1			TR	2:00-3:50P	HAINES 220	WALDINGER, R.	150	15	SO	4.0		
		RESTRICT: SOCIOLOGY OR PRE-SOCIOLOGY														
		Y	347-601-201	DIS 1A				T	12:00-12:50P	PUB AFF 1337		25			0.0	
		Y	347-601-202	DIS 1B				T	1:00-1:50P	ROYCE 162		25			0.0	
		Y	347-601-203	DIS 1C				T	4:00-4:50P	ROYCE 148		25			0.0	
158	URBAN SOCIOLOGY	Y	347-601-204	DIS 1D			R	9:00-9:50A	DODD 162		25			0.0		
		Y	347-601-205	DIS 1E			R	10:00-10:50A	BUNCHE 3170		25			0.0		
		Y	347-601-206	DIS 1F			R	1:00-1:50P	ROYCE 152		25			0.0		
		Y	-----	LEC 1			TR	8:00-9:15A	DODD 121	HALLE, D.J.	150	11	SO	4.0		
		RESTRICT: SOCIOLOGY OR PRE-SOCIOLOGY														
		Y	347-649-201	DIS 1A				T	10:00-10:50A	BUNCHE 3170		25			0.0	
		Y	347-649-202	DIS 1B				T	12:00-12:50P	BUNCHE 2178		25			0.0	
M164	POLTCS-REPRODUCTION	Y	347-649-203	DIS 1C			T	2:00-2:50P	PUB AFF 1329		25			0.0		
		Y	347-649-204	DIS 1D			R	12:00-12:50P	HAINES A74		25			0.0		
		Y	347-649-205	DIS 1E			R	3:00-3:50P	ROYCE 154		25			0.0		
		Y	347-649-206	DIS 1F			R	1:00-1:50P	BUNCHE 3211		25			0.0		
		Y	-----	LEC 1			TR	9:30-10:45A	HAINES 118	EILERAAS, K.A.	120	12	LG	4.0		
		SAME AS: WOM STD M164														
		RESTRICT: SOCIOLOGY OR PRE-SOCIOLOGY														
M165	RACE AND LABOR	Y	347-689-201	DIS 1A			T	11:00-11:50A	HAINES A44		20			0.0		
		Y	347-689-202	DIS 1B			T	1:00-1:50P	BUNCHE 3153		20			0.0		
		Y	347-689-203	DIS 1C			T	2:00-2:50P	BUNCHE 3153		20			0.0		
		Y	347-689-204	DIS 1D			R	11:00-11:50A	PUB AFF 2278		20			0.0		
		Y	347-689-205	DIS 1E			R	12:00-12:50P	PUB AFF 1337		20			0.0		
		Y	347-689-206	DIS 1F			R	3:00-3:50P	ROYCE 160		20			0.0		
		Y	-----	LEC 1			TR	12:30-1:45P	HAINES A2	RALEY, G.I.	45	14	SO	4.0		
170	MEDICAL SOCIOLOGY	SAME AS: AFRO-AM M165, LBR&WS M165														
		RESTRICT: SOCIOLOGY OR PRE-SOCIOLOGY														
		Y	347-691-201	DIS 1A			T	2:00-2:50P	ROYCE 154		15			0.0		
		Y	347-691-202	DIS 1B			R	9:00-9:50A	HAINES A74		15			0.0		
		Y	347-691-203	DIS 1C			R	10:00-10:50A	ROYCE 148		15			0.0		
		Y	-----	LEC 1			TR	3:30-4:45P	KNSY PV 1220B	TIMMERMANS, S.	150	16	SO	4.0		
		RESTRICT: SOCIOLOGY OR PRE-SOCIOLOGY														
M174	SOC OF THE FAMILY	Y	347-698-201	DIS 1A			T	12:00-12:50P	BUNCHE 3143		25			0.0		
		Y	347-698-202	DIS 1B			T	1:00-1:50P	BUNCHE 3143		25			0.0		
		Y	347-698-203	DIS 1C			T	5:00-5:50P	HUMANTS A26		25			0.0		
		Y	347-698-204	DIS 1D			R	9:00-9:50A	BUNCHE 3157		25			0.0		
		Y	347-698-205	DIS 1E			R	12:00-12:50P	BUNCHE 1221A		25			0.0		
		Y	347-698-206	DIS 1F			R	1:00-1:50P	BUNCHE 2181		25			0.0		
		Y	-----	LEC 1			MW	11:00-12:50P	HAINES 220	BEREND, Z.	120	04	SO	4.0		
M176	SOCIOLOG OF MASS COMM	SAME AS: WOM STD M174														
		RESTRICT: SOCIOLOGY OR PRE-SOCIOLOGY														
		Y	347-706-201	DIS 1A			M	10:00-10:50A	BUNCHE 1221A		20			0.0		
		Y	347-706-202	DIS 1B			M	1:00-1:50P	HAINES A74		20			0.0		
		Y	347-706-203	DIS 1C			M	2:00-2:50P	HAINES A82		20			0.0		
		Y	347-706-204	DIS 1D			W	9:00-9:50A	ROLFE 3135		20			0.0		
		Y	347-706-205	DIS 1E			W	3:00-3:50P	HAINES A76		20			0.0		
180A	SPCL TPCS-SOCIOLOGY	Y	347-706-206	DIS 1F			W	4:00-4:50P	HAINES A74		20			0.0		
		Y	-----	LEC 1			TR	2:00-3:15P	DODD 147	THE STAFF	60	15	SO	4.0		
		SAME AS: COMM ST M147														
		RESTRICT: SOCIOLOGY OR PRE-SOCIOLOGY														
		Y	347-710-201	DIS 1A			T	9:00-9:50A	BUNCHE 3117		10			0.0		
		Y	347-710-202	DIS 1B			T	10:00-10:50A	BUNCHE 3117		10			0.0		
		Y	347-710-203	DIS 1C			T	4:00-4:50P	HAINES A44		10			0.0		
180B	SPCL TPCS-SOCIOLOGY	Y	347-710-204	DIS 1D			R	10:00-10:50A	BUNCHE 3117		10			0.0		
		Y	347-710-205	DIS 1E			R	12:00-12:50P	PUB AFF 2242		10			0.0		
		Y	347-710-206	DIS 1F			R	1:00-1:50P	PUB AFF 2242		10			0.0		
		Y	347-726-200	LEC 1			W	10:00-12:50P	ROYCE 156	SOOMEKH, S.T.	50	30	SO	4.0		
		RESTRICT: SOCIOLOGY OR PRE-SOCIOLOGY														
		Sociology 180A, lecture 1: Iranian Jews in Los Angeles														
		Y	347-727-200	LEC 1			T	1:00-3:50P	HAINES A24	KLIGMAN, G.	10	30	SO	4.0		
180E	SPCL TPCS-SOCIOLOGY	RESTRICT: SOCIOLOGY OR PRE-SOCIOLOGY														
		After Socialism														
		Y	347-730-200	LEC 1			W	10:00-12:50P	DODD 78	MOORE, M.R.	20	30	SO	4.0		
		RESTRICT: SENIORS AND ABOVE, SOCIOLOGY OR PRE-SOCIOLOGY														
		Sociology 180E, lecture 1: Gender in Family Life														
		Y	-----	LEC 1			TR	12:30-1:45P	HAINES 220	LEE, C.K.	150	14	SO	4.0		
		RESTRICT: SOCIOLOGY OR PRE-SOCIOLOGY														
185	AMERICAN SOCIETY	Y	347-722-201	DIS 1A			T	11:00-11:50A	PUB AFF 2319		25			0.0		
		Y	347-722-202	DIS 1B			T	2:00-2:50P	BUNCHE 3143		25			0.0		
		Y	347-722-203	DIS 1C			T	4:00-4:50P	DODD 178		25			0.0		
		Y	347-722-204	DIS 1D			R	9:00-9:50A	ROYCE 160		25			0.0		
		Y	347-722-205	DIS 1E			R	10:00-10:50A	ROYCE 160		25			0.0		
		Y	347-722-206	DIS 1F			R	3:00-3:50P	HAINES A24		25			0.0		
		Y	-----	LEC 1			TR	11:00-12:15P	WGYOUNG CS76	HALLE, D.J.	150	13	SO	4.0		
189	ADV HONORS SEMINARS	RESTRICT: SOCIOLOGY OR PRE-SOCIOLOGY														
		Y	347-763-201	DIS 1A			T	1:00-1:50P	BUNCHE 3123		25			0.0		
		Y	347-763-202	DIS 1B			T	3:00-3:50P	DODD 178		25			0.0		
		Y	347-763-203	DIS 1C			T	4:00-4:50P	HAINES A24		25			0.0		
		Y	347-763-204	DIS 1D			R	9:00-9:50A	BUNCHE 3153		25			0.0		
		Y	347-763-205	DIS 1E			R	10:00-10:50A	BUNCHE 3157		25			0.0		
		Y	347-763-206	DIS 1F			R	2:00-2:50P	PAB 2748		25			0.0		
M191DC	CAPPP WASHINGTN SEM	Y	347-784-200	SEM 1			R	4:00-4:50P	HAINES A20	WALDINGER, R.	15	30	SO	1.0		
		Sociology 189, seminar 1: Advanced Honors Seminar for Sociology 151, Lecture 1														
		Y	347-787-200	SEM 1			M	2:00-4:50P	HAINES A20	KATZ, J.	20	30	LG	5.0		
191F	SOCIOLOG-GLOBALIZATN	Y	347-871-200	SEM 1			R	10:00-12:50P	OFF CAM	DESVEAUX, J.A.	5	30	LG	8.0		
		SAME AS: HIST M191DC, POL SCI M191DC														
		Y	347-877-200	SEM 1			M	3:00-5:50P	ROLFE 3134	ZUCKER, L.G.	18	30	LG	5.0		
RESTRICT: INSTRUCTOR CONSENT																

CATALOG NUMBER	COURSE TITLE	ENF REQ IM	ID NUMBER	CLS TYP	SEC	FEE	DAYS	TIME	BUILDING/ ROOM	INSTRUCTOR	ENRL CAP	XC	GD TP	UNITS
191H	HONORS SEMINARS	Y	347-870-200	SEM 1			MW	9:00- 10:50A	HAINES A28	BEREND, Z.	20	30	LG	4.0
191J	MEXICAN SOCIETY	Y	347-879-200	SEM 1			W	10:00- 12:50P	HAINES A78	HERNANDEZ-LEON, R.	15	30	LG	5.0
194	RESEARCH GROUP SEM	Y	347-830-200	SEM 1			TBA			ZUCKER, L.G.	10	30	PN	2.0
201C	PROSEM IN SOCIOLOGY	Y	747-009-200	SEM 1			R	1:00- 1:50P	HAINES 279	TIMMERMANS, S.	25	30	SU	2.0
204	SOCIOLGCL THEORIZNG	Y	747-028-200	SEM 1			F	2:00- 4:50P	HAINES 110	KATZ, J.	20	30	SO	4.0
208B	SOCIAL NTRWRK METHDS	Y	747-049-200	LEC 1			M	12:00- 2:50P	HAINES A37	GRANNIS, R.D.	25	30	SO	4.0
211B	COMPRTV&HSTRCL MTHD	Y	747-067-200	LEC 1			W	12:00- 2:50P	HAINES 110	EMIGH, R.J.	15	30	LG	4.0
217C	ETHNOGRAPHIC FLDWRK	Y	747-106-200	SEM 1			T	3:00- 5:45P	HAINES A6	LEE, C.K.	15	30	LG	4.0
236B	INTERNATL MIGRATION	Y	747-219-200	LEC 1			R	10:00- 12:50P	HAINES 122	HERNANDEZ-LEON, R.	15	30	SO	4.0
236C	INTERNATL MIGRATION	Y	747-220-200	LEC 1			F	9:00- 11:50A	HAINES A78	WALDINGER, R.	15	30	SO	4.0
237	COMPRTV SOCIAL ANLY	Y	747-223-200	SEM 1			R	5:00- 6:30P	HAINES 279	BRUBAKER, W.R.	15	30	SU	2.0
239B	SOCIAL STRAT&MOBLTY	Y	747-239-200	LEC 1			M	1:00- 3:50P	HAINES 110	MARE, R.D.	20	30	LG	4.0
250	SOCIOLOGY OF HEALTH	Y	747-301-200	SEM 1			T	9:00- 11:50A	HAINES 122	TIMMERMANS, S.	20	30	SO	4.0
261	ETHNIC MINORITIES	Y	747-366-200	LEC 1			T	1:00- 3:50P	HAINES A28	ORTIZ, V.	15	30	SO	4.0
265	PROB ORGANIZTN THRY	Y	747-390-200	LEC 1			T	4:00- 6:50P	HAINES A20	ZUCKER, L.G.	15	30	SO	4.0
285C	SPCL TPCS-SOCIOLOGY	Y	747-510-200	SEM 1			R	4:00- 5:50P	HAINES A33	HERITAGE, J.	15	30	SO	4.0
288C	MNTL HLTH SRVC-AIDS	Y	747-527-200	LEC 1			F	1:00- 3:50P	PUB AFF 4371C	GRUSKY, O.	10	30	SU	4.0
289A	DATA ANALYSIS	Y	747-529-200	LAB 1			T	4:00- 5:50P	HAINES A33	SCHEGLOFF, E.A.	10	30	SU	2.0
298	CULTURE AND SOCIETY	Y	747-589-200	SEM 1			TBA			ZUCKER, L.G.	10	30	SU	4.0
M402	EVAL-HEALTH SERVICE	Y	747-604-200	LEC 1			TR	10:00- 11:50A	PUB HLT 61269		5	30	LG	4.0
			SAME AS: HLT SER M422											
		Y	747-604-202	LEC 2			TBA			YANO, E.M.	0	30	LG	4.0
			RESTRICT: GRADUATE STUDENTS											

SOUTHEAST ASIAN STUDIES

A per-unit Instructional Enhancement Fee is assessed on most L&S undergraduate nontutorial classes. See the Miscellaneous Fee Chart at <http://www.registrar.ucla.edu/fees> for fee amounts.

191	SENIOR TOPICS SEM	N	136-846-200	SEM 1			TR	9:30- 10:45A	ROYCE 166	GUNEWARDA, A.N.	20	30	LG	4.0
	Southeast Asian Studies 191, seminar 1:													
		N	136-846-202	SEM 2			R	9:30- 10:45A	BUNCHE A152		0	12	LG	4.0

SPANISH AND PORTUGUESE

Portuguese

A per-unit Instructional Enhancement Fee is assessed on most L&S undergraduate nontutorial classes. See the Miscellaneous Fee Chart at <http://www.registrar.ucla.edu/fees> for fee amounts.

For more information, see the departmental FAQ at <http://www.spanport.ucla.edu/content/view/157/108/>.

3	INTERMEDIATE PORTGS	Y	350-011-200	DIS 1			MTWR	11:00- 11:50A	DODD 162		23	09	SO	4.0
19	FIAT LUX FRSHMN SEM	Y	350-057-200	SEM 1			TBA			PASSOS, J.L.	20	30	PN	1.0
			RESTRICT: FIRST-YEAR FRESHMEN											
	Portuguese 19, seminar 1: On Brazil and Good Traveler													
M44	CIV SPAN AM&BRAZIL	Y	-----	LEC 1			MW	9:00- 10:50A	MOORE 100		0	02	SO	5.0
		Y	350-132-201	DIS 1A			R	9:00- 9:50A	BUNCHE 3211		0			0.0
		Y	350-132-202	DIS 1B			TBA				0			0.0
		Y	350-132-203	DIS 1C			W	3:00- 3:50P	ROYCE 154		0			0.0
		Y	350-132-204	DIS 1D			TBA				0			0.0
		Y	350-132-205	DIS 1E			R	1:00- 1:50P	PUB AFF 2250		0			0.0
		Y	350-132-206	DIS 1F			R	2:00- 2:50P	ROLFE 3105		0			0.0
		Y	350-132-207	DIS 1G			F	10:00- 10:50A	ROLFE 3135		0			0.0
		Y	350-132-208	DIS 1H			F	11:00- 11:50A	MS 5225		0			0.0
102B	INTENSIVE PORTUGUESE	Y	350-314-200	LEC 1			MWF	9:00- 10:50A	ROLFE 3112	FALCE-ROBINSON, J.	15	09	SO	4.0
		Y	350-314-201	LEC 2			MWF	11:00- 12:50P	ROLFE 3115	FALCE-ROBINSON, J.	15	09	SO	4.0
130B	BRAZIL LIT&IDENTITY	Y	350-465-200	LEC 1			TR	3:00- 4:50P	ROLFE 3105	CREUS, T.E.	20	30	SO	4.0
191	VARIABLE TOPICS	Y	350-846-200	SEM 1			MW	1:00- 2:50P	BUNCHE 2181	CREUS, T.E.	25	30	SO	4.0
	Portuguese 191, seminar 1:													
202	MORPHOLGY&PHONOLOGY	Y	350-846-201	SEM 2			W	12:00- 2:50P	HUMANTS A60	PASSOS, J.L.	0	30	SO	4.0
		Y	750-012-200	LEC 1			TBA			QUICOLI, A.C.	10	30	SO	4.0
			RESTRICT: GRADUATE STUDENTS											
C233	MACHADO DE ASSIS	Y	750-170-200	LEC 1			M	12:00- 2:50P	ROLFE 3123	PASSOS, J.L.	10	30	SO	4.0
			RESTRICT: GRADUATE STUDENTS											
290	SPECIAL TOPICS	Y	750-540-200	DIS 1			M	3:00- 5:50P	ROLFE 3106	JOHNSON, J.R.	10	30	SO	4.0
			RESTRICT: GRADUATE STUDENTS											

Spanish

A per-unit Instructional Enhancement Fee is assessed on most L&S undergraduate nontutorial classes. See the Miscellaneous Fee Chart at <http://www.registrar.ucla.edu/fees> for fee amounts.

Students who have completed one or more years of high school Spanish must consult the Placement Guidelines for Lower Division Spanish to determine the course in which they should enroll. For more information, see the departmental FAQ at <http://www.spanport.ucla.edu/content/view/157/108/>.

1	ELEMENTARY SPANISH	Y	349-002-201	DIS 1			MTWRF	8:00- 8:50A	ROLFE 3105		25	09	SO	4.0
		Y	349-002-202	DIS 2			MTWRF	9:00- 9:50A	ROLFE 3105		25	09	SO	4.0
		Y	349-002-203	DIS 3			MTWRF	10:00- 10:50A	ROLFE 3105		25	09	SO	4.0
		Y	349-002-204	DIS 4			MTWRF	11:00- 11:50A	ROLFE 3105		25	09	SO	4.0
		Y	349-002-205	DIS 5			MTWRF	12:00- 12:50P	ROLFE 3105		25	09	SO	4.0

CATALOG NUMBER	COURSE TITLE	ENF REQ IM	ID NUMBER	CLS TYP	SEC	FEE	DAYS	TIME	BUILDING/ ROOM	INSTRUCTOR	ENRL CAP	XC	GD TP	UNITS
STATISTICS														
A per-unit Instructional Enhancement Fee is assessed on most L&S undergraduate nontutorial classes. See the Miscellaneous Fee Chart at http://www.registrar.ucla.edu/fees for fee amounts.														
10	INTRO-STAT REASON	Y	-----	LEC 1			MWF	9:00-9:50A	ROLFE 1200	DAVIS, G.G.	160	02	SO	5.0
		Y	263-030-201	DIS 1A			T	8:00-8:50A	BOELTER 9413		40			0.0
		Y	263-030-202	DIS 1B			T	9:00-9:50A	BOELTER 9413		40			0.0
		Y	263-030-203	DIS 1C			T	10:00-10:50A	BOELTER 9413		40			0.0
		Y	263-030-204	DIS 1D			T	11:00-11:50A	BOELTER 9413		40			0.0
		Y	-----	LEC 2			MWF	11:00-11:50A	FRANZ 1178	DAVIS, G.G.	160	04	SO	5.0
		Y	263-030-211	DIS 2A			T	12:00-12:50P	BOELTER 9413		40			0.0
		Y	263-030-212	DIS 2B			T	1:00-1:50P	BOELTER 9413		40			0.0
		Y	263-030-213	DIS 2C			T	2:00-2:50P	BOELTER 9413		40			0.0
		Y	263-030-214	DIS 2D			T	3:00-3:50P	BOELTER 9413		40			0.0
		Y	-----	LEC 3			MW	11:00-12:15P	MOORE 100	GOULD, R.L.	160	04	SO	5.0
		Y	263-030-221	DIS 3A			T	8:00-8:50A	MS 5117		40			0.0
		Y	263-030-222	DIS 3B			T	9:00-9:50A	BOELTER 5436		40			0.0
		Y	263-030-223	DIS 3C			T	10:00-10:50A	ROYCE 160		40			0.0
		Y	263-030-224	DIS 3D			T	11:00-11:50A	GEOLOGY 4660		40			0.0
12	STAT MTHDS-GEOG&ENV	Y	-----	LEC 1			MW	11:30-12:45P	PAB 1434A	CHRISTOU, N.	80	04	SO	5.0
		Y	263-067-201	DIS 1A			T	12:00-12:50P	MS 5128		40			0.0
		Y	263-067-202	DIS 1B			T	1:00-1:50P	MS 5128		40			0.0
13	STATS-LIFE&HLTH SCI	Y	-----	LEC 1			MW	3:00-4:15P	WGYOUNG CS76	CHRISTOU, N.	160	08	SO	5.0
		Y	263-040-201	DIS 1A			T	8:00-8:50A	MS 5128		40			0.0
		Y	263-040-202	DIS 1B			T	9:00-9:50A	MS 5128		40			0.0
		Y	263-040-203	DIS 1C			T	10:00-10:50A	MS 5128		40			0.0
		Y	263-040-204	DIS 1D			T	11:00-11:50A	MS 5128		40			0.0
98T	DOCTR SMOKE CAMELS	Y	263-296-200	SEM 1			TR	3:00-4:20P	SLICHTR 2834	DE LEEUW, J.	14	30	LG	5.0
100A	INTRODCTN-PROBABLY	Y	-----	LEC 1			MWF	1:00-1:50P	HAINES A44	LI, K.C.	50	06	SO	4.0
		Y	263-303-201	DIS 1A			R	1:00-1:50P	BOELTER 5440		50			0.0
100C	LINEAR MODELS	Y	-----	LEC 1			MWF	12:00-12:50P	MS 5128	SANCHEZ, J.	42	05	SO	4.0
		Y	263-308-201	DIS 1A			R	2:00-2:50P	LAKRETZ 120		42			0.0
101C	INT REGR DATA MINNG	Y	-----	LEC 1			MWF	3:00-3:50P	BOELTER 9413	LI, K.C.	30	08	SO	4.0
102C	MONTE CARLO METHODS	Y	-----	LEC 1			MWF	2:00-2:50P	MS 5128	ZHOU, Q.	35	07	SO	4.0
105	STATS-ENGINEERS	Y	-----	LEC 1			MW	12:00-1:20P	GEOLOGY 3656	PAIK SCHOENBERG, F	60	05	SO	4.0
112	STATISTICAL METHODS	Y	-----	LEC 1			MWF	12:00-1:15P	HUMANTS 169	ESFANDIARI, M.M.	80	05	LG	5.0
C116	SOCIAL STATISTICS	Y	263-372-201	DIS 1A			T	2:00-2:50P	MS 5128		40			0.0
140SL	STATS CONSULTING	Y	263-396-200	LEC 1			M	4:00-6:50P	MS 5128	LEW, V.	20	08	SO	4.0
141SL	STATS CONSULTING	Y	263-541-200	LEC 1			M	10:00-11:50A	BOELTER 9413	LEW, V.	20	30		4.0
		Y	263-546-200	SEM 1			M	10:00-11:50A	BOELTER 9413	LEW, V.	20	30	LG	4.0
157	DATA MODELING&ANLY	Y	-----	LEC 1			MWF	9:00-9:50A	MS 5128	DINOV, I.D.	35	02	SO	4.0
		Y	263-642-201	DIS 1A			T	9:00-9:50A	MS 5203		35			0.0
C161	INTRO-PATTERN RECOG	Y	263-666-200	LEC 1			MWF	3:00-3:50P	MS 5203	YUILLE, A.L.	10	08	SO	4.0
C180	INTRO-BAYESIAN STAT	Y	263-680-200	LEC 1			MWF	3:00-3:50P	MS 5233	SANCHEZ, J.	20	08	SO	4.0
C183	STAT MODELS-FINANCE	Y	263-698-200	LEC 1			MWF	3:00-3:50P	MS 5128	CHRISTOU, N.	25	08	SO	4.0
200C	LARGE SAMPLE THEORY	Y	663-004-200	LEC 1			MWF	1:00-1:50P	MS 5203	FERGUSON, T.S.	25	06	SO	4.0
201C	ADV MDLNG&INFERENCE	Y	663-011-200	LEC 1			MWF	12:00-12:50P	MS 5203	ZHOU, Q.	30	05	SO	4.0
202C	MONTE CARLO-OPTMZTN	Y	663-017-200	LEC 1			MWF	11:00-11:50A	MS 5128	YUILLE, A.L.	35	04	SO	4.0
C216	SOCIAL STATISTICS	Y	663-097-200	LEC 1			M	4:00-6:50P	MS 5128	LEW, V.	20	08	SO	4.0
M232B	COMPNTNG&INFR-VISION	Y	663-193-200	LEC 1			MW	2:00-3:20P	MS 5127	ZHU, S.	20	30	SO	4.0
C236	INTRO-BAYESIAN STAT	Y	663-216-200	LEC 1			MWF	3:00-3:50P	MS 5233	SANCHEZ, J.	20	08	SO	4.0
M237	DATA & MEDIA ARTS	Y	663-222-200	STU 1			TBA			HANSEN, M.H.	5	30	LG	4.0
M244	STAT ANLYS-LAT VARS	Y	663-264-200	LEC 1			MW	3:00-4:50P	MOORE	CAI, L.	5	30	LG	4.0
246	STAT MODL SELECTION	Y	663-276-200	LEC 1			WF	2:00-3:20P	PUB AFF 1329		30	30	LG	4.0
C261	INTRO-PATTERN RECOG	Y	663-366-200	LEC 1			MWF	3:00-3:50P	MS 5203	YUILLE, A.L.	10	08	SO	4.0
C283	STAT MODELS-FINANCE	Y	663-498-200	LEC 1			MWF	3:00-3:50P	MS 5128	CHRISTOU, N.	25	08	SO	4.0
285	COMPUTING-STATISTICS	Y	663-511-200	SEM 1			MW	5:00-6:50P	BOELTER 9413	LEW, V.	25	30	SU	2.0-4.0
290	CURRENT LIT-STATS	Y	663-540-200	SEM 1			T	3:00-3:50P	GEOLOGY 4660		55	30	SU	2.0
291SL	STATISTICAL CONSULTING	Y	663-547-210	RGP 1			MWF	4:00-4:50P	BOELTER 9413	ESFANDIARI, M.M.	20	30	SO	4.0
THEATER														
For information on courses open to undergraduate nonmajor students, see http://www.ftl.ucla.edu/nonmajors/ .														
1C	DANCE-MUSIC THEATER	N	356-003-200	STU 1			TBA			GUNN, F.N.	25	30	LG	1.0
10	INTRO-THEATER	N	356-049-200	LEC 1			MW	4:00-5:50P	BUNCHE 2209A	SALAMENSKY, S.I.	157	30	LG	5.0

CATALOG NUMBER	COURSE TITLE	ENF REQ IM	ID NUMBER	CLS TYP	SEC	FEE	DAYS	TIME	BUILDING/ ROOM	INSTRUCTOR	ENRL CAP	XC	GD TP	UNITS
135C	SINGING-MUSICAL II	N	356-525-200	STU 1			TBA		MACGOWN	MANN, J.L.	15	30	LG 1.0	
RESTRIC: INSTRUCTOR CONSENT														
135F	SINGING-MUSICAL III	N	356-528-200	STU 1			TBA		MACGOWN	MANN, J.L.	10	30	LG 1.0	
RESTRIC: INSTRUCTOR CONSENT														
138	SPC PRB PRFRMN TCHN	N	356-546-202	STU 2			TBA		MACGOWN	HARTER, P.M.	20	30	SO 4.0	
RESTRIC: INSTRUCTOR CONSENT														
139	PLAY READING&ANALYS	N	356-536-200	LEC 1			F	9:00- 11:50A	DODD 146		60	30	LG 5.0	
C144C	ADV SOUND DESIGN	N	356-587-200	LEC 1			VAR			HARRIS-DEANS, J.D.	5	30	LG 4.0	
RESTRIC: INSTRUCTOR CONSENT														
149	INTRO TO DESIGN	N	356-603-200	LEC 1			VAR		MACGOWN	ARMSTRONG, A.M.	98	30	LG 5.0	
150	THEATER PRODUCTION	N	356-611-201	LAB 1			VAR		MACGOWN		0	30	LG 1.0-2.0	
RESTRIC: INSTRUCTOR CONSENT														
N 356-611-202 LAB 2 VAR MACGOWN 3 30 LG 1.0-2.0														
N 356-611-203 LAB 3 VAR MACGOWN 0 30 LG 1.0-2.0														
RESTRIC: INSTRUCTOR CONSENT														
N 356-611-204 LAB 4 VAR MACGOWN IONAZZI, D.A. 20 30 LG 1.0-2.0														
RESTRIC: INSTRUCTOR CONSENT														
N 356-611-205 LAB 5 VAR MACGOWN 4 30 LG 1.0-2.0														
N 356-611-206 LAB 6 VAR MACGOWN IONAZZI, D.A. 8 30 LG 1.0-2.0														
N 356-611-207 LAB 7 VAR MACGOWN IONAZZI, D.A. 4 30 LG 1.0-2.0														
N 356-611-208 LAB 8 VAR MACGOWN IONAZZI, D.A. 5 30 LG 1.0-2.0														
N 356-611-209 LAB 9 VAR MACGOWN IONAZZI, D.A. 2 30 LG 1.0-2.0														
N 356-611-210 LAB 10 VAR MACGOWN IONAZZI, D.A. 2 30 LG 1.0-2.0														
N 356-611-211 LAB 11 VAR MACGOWN IONAZZI, D.A. 30 30 LG 1.0-2.0														
RESTRIC: INSTRUCTOR CONSENT														
N 356-611-212 LAB 12 VAR MACGOWN IONAZZI, D.A. 30 30 LG 1.0-2.0														
RESTRIC: INSTRUCTOR CONSENT														
N 356-611-213 LAB 13 VAR MACGOWN IONAZZI, D.A. 30 30 LG 1.0-2.0														
RESTRIC: INSTRUCTOR CONSENT														
N 356-611-214 LAB 14 VAR MACGOWN IONAZZI, D.A. 2 30 LG 1.0-2.0														
C151B	SCENIC DESIGN-TH	N	356-621-200	LEC 1			TBA		MACGOWN	JAMPOLIS, N.P.	10	30	LG 4.0	
RESTRIC: INSTRUCTOR CONSENT														
C154C	SOUND FOR FILM&TV	N	356-637-200	LEC 1			TBA		MACGOWN	WARD, W.D.	15	30	LG 4.0	
RESTRIC: INSTRUCTOR CONSENT														
C157C	COSTUME CONSTRCTION	N	356-675-200	STU 1			TBA		MACGOWN	GIRARD, P.E.	8	30	SO 2.0	
RESTRIC: INSTRUCTOR CONSENT														
160	FUND-PLAY DIRECTION	N	-----	LEC 1			TBA		MACGOWN	KITE, B.E.	18	30	SO 5.0	
RESTRIC: INSTRUCTOR CONSENT														
N 356-648-201 LAB 1A TBA MACGOWN 15 0.0														
RESTRIC: INSTRUCTOR CONSENT														
N 356-648-202 LAB 1B TBA MACGOWN 15 0.0														
RESTRIC: INSTRUCTOR CONSENT														
171A	ADV THEATER LAB	N	356-684-200	LAB 1			VAR		MACGOWN	IONAZZI, D.A.	10	30	SO 1.0-4.0	
RESTRIC: INSTRUCTOR CONSENT														
171B	ADV THEATER LAB	N	356-685-200	LAB 1			VAR		MACGOWN	IONAZZI, D.A.	10	30	SO 1.0-4.0	
RESTRIC: INSTRUCTOR CONSENT														
172	PRODUCTION PRACTICE	N	356-688-200	STU 1			VAR		MACGOWN	ARMSTRONG, A.M.	15	30	LG 1.0-8.0	
RESTRIC: INSTRUCTOR CONSENT														
N 356-688-201 STU 2 VAR MACGOWN JAMPOLIS, N.P. 10 30 LG 1.0-8.0														
RESTRIC: INSTRUCTOR CONSENT														
N 356-688-202 STU 3 W 7:00- 9:50P MELNITZ SILBERLING, B.M. 15 30 LG 1.0-8.0														
RESTRIC: INSTRUCTOR CONSENT														
173A	DESIGN ASGNMNT-ASST	N	356-694-200	STU 1			VAR		MACGOWN	WARD, W.D.	20	30	LG 2.0	
RESTRIC: INSTRUCTOR CONSENT														
N 356-694-201 STU 2 VAR MACGOWN ARMSTRONG, A.M. 20 30 LG 2.0														
RESTRIC: INSTRUCTOR CONSENT														
173B	PRDCTN DSGN ASGNMNT	N	356-695-200	STU 1			VAR		MACGOWN	WARD, W.D.	20	30	LG 2.0	
RESTRIC: INSTRUCTOR CONSENT														
N 356-695-201 STU 2 VAR MACGOWN ARMSTRONG, A.M. 20 30 LG 2.0														
RESTRIC: INSTRUCTOR CONSENT														
174B	PROJECT-STAGE MGMT	N	356-702-200	STU 1			VAR		MACGOWN	IONAZZI, D.A.	20	30	LG 3.0	
RESTRIC: INSTRUCTOR CONSENT														
174C	PROJECT-STAGE MGMT	N	356-703-200	STU 1			VAR		MACGOWN	IONAZZI, D.A.	10	30	LG 4.0	
RESTRIC: INSTRUCTOR CONSENT														
M178	FILM&TV ACTNG WKSHF	N	356-715-201	LAB 1			TBA		MACGOWN	SALVI, D.N.	20	30	LG 2.0	
SAME AS: FILM TV M177														
RESTRIC: INSTRUCTOR CONSENT														
210	WORLD THEATER&DRAMA	N	756-130-200	SEM 1			TBA		MACGOWN	PAHWA, S.	15	30	SO 5.0	
RESTRIC: INSTRUCTOR CONSENT														
220	GRADUATE FORUM	N	756-180-200	SEM 1			TBA				15	30	SU 1.0-2.0	
RESTRIC: INSTRUCTOR CONSENT														
230C	PERFORMNCE AND TEXT	N	756-230-200	LEC 1			TBA		MACGOWN	GEIOGAMAH, H.L.	15	30	LG 4.0-8.0	
RESTRIC: INSTRUCTOR CONSENT														
243C	SCENIC DESIGN	N	756-292-200	STU 1			TBA			CHOI, H.K.	15	30	SO 4.0	
RESTRIC: INSTRUCTOR CONSENT														
244B	ADV THEATER PRODCTN	N	756-294-200	STU 1			VAR		MACGOWN	HACKETT, M.J.	10	30	LG 2.0-8.0	
RESTRIC: INSTRUCTOR CONSENT														
247	COLLABRTN-DSGN&PROD	N	756-306-201	STU 1			VAR		MACGOWN		5	30	LG 3.0-4.0	
RESTRIC: THEATER GRADUATE STUDENTS														
N 756-306-202 STU 2 VAR MACGOWN 5 30 LG 3.0-4.0														
RESTRIC: THEATER GRADUATE STUDENTS														
N 756-306-203 STU 3 VAR MACGOWN 5 30 LG 3.0-4.0														
RESTRIC: THEATER GRADUATE STUDENTS														
263	PRDCTN PRJCT-STAGE	N	756-390-201	DIS 1			VAR		MACGOWN	MCLAIN, M.S.	20	30	LG 2.0-8.0	
RESTRIC: THEATER GRADUATE STUDENTS														
N 756-390-202 DIS 2 VAR MACGOWN VALENZUELA, J.L. 20 30 LG 2.0-8.0														
RESTRIC: INSTRUCTOR CONSENT														
264	CLSCL&HISTRCL DRAMA	N	756-399-200	LEC 1			VAR		MACGOWN	HACKETT, M.J.	20	30	LG 4.0	
RESTRIC: INSTRUCTOR CONSENT														
298A	SPECIAL STUDIES	N	756-594-200	DIS 1			VAR		MACGOWN	WARD, W.D.	20	30	SO 2.0/4.0	
RESTRIC: INSTRUCTOR CONSENT														

CATALOG NUMBER	COURSE TITLE	ENF REQ IM	ID NUMBER	CLS TYP	SEC	FEE	DAYS	TIME	BUILDING/ ROOM	INSTRUCTOR	ENRL CAP	XC	GD TP	UNITS
244	URBN PVRTY&PLANNING	N	725-264-200	LEC 1			T	9:00- 11:50A	PUB AFF 4371B	BLUMENBERG, E.A.	35	11	LG 4.0	
				RESTRICT: URBAN PLANNING MAJORS										
245	URBAN PUBLIC FINANCE	N	725-270-200	LEC 1			M	9:00- 11:50A	HAINES A44	HOFFMAN, S.R.	35	01	SO 4.0	
				RESTRICT: URBAN PLANNING MAJORS										
252	PARKING&TRANSPORTN	N	725-313-200	LEC 1			M	9:00- 11:50A	PUB AFF 3343C	SHOUP, D.C.	30	01	LG 4.0	
				RESTRICT: URBAN PLANNING MAJORS										
M256	TRAVL BEHAVIOR ANLY	N	725-336-200	LEC 1			T	2:00- 4:50P	PUB AFF 1337	WANG, R.	35	30	LG 4.0	
				SAME AS: PUB PLC M221										
				RESTRICT: URBAN PLANNING MAJORS										
261	LAND-USE PLANNING	N	725-366-200	LEC 1			T	5:00- 7:50P	PUB AFF 4320B	MUKHIJA, V.	35	30	SO 4.0	
				RESTRICT: URBAN PLANNING MAJORS										
264B	ENVIRONMENTAL LAW	N	725-386-200	LEC 1			MW	3:05- 4:45P	LAW	HECHT, S.B.	10	67	LG 3.0-6.0	
				RESTRICT: URBAN PLANNING MAJORS										
269	ENVIRNMTL ANLY&PLCY	N	725-414-201	LEC 1			M	2:00- 4:50P	PUB AFF 1337	HECHT, S.B.	35	30	SO 4.0	
				Urban Planning 269, lecture 1: Advanced Seminar in Environmental Justice										
				N 725-414-202 LEC 2										
				Urban Planning 269, lecture 2:										
M272	RL ESTATE DEV&FINNC	N	725-432-200	LEC 1			W	9:00- 11:50A	PUB AFF 4320B	LING, J.C.	20	30	SO 4.0	
				SAME AS: ARCH&UD M272										
				RESTRICT: DEPARTMENT CONSENT										
M275	COMM DEV&HOUSNG POL	N	725-450-200	LEC 1			W	2:00- 4:50P	PUB AFF 2355	LEAVITT, J.	30	30	LG 4.0	
				SAME AS: PUB PLC M243,SOC WLF M290U										
				RESTRICT: URBAN PLANNING MAJORS										
281	INTR-HST BLT ENV-US	N	725-486-200	LEC 1			MW	12:00- 1:20P	PUB AFF 2232	LOUKAITOU-SIDERIS,	45	30	SO 4.0	
				RESTRICT: URBAN PLANNING MAJORS										
C284	LOOKING AT L A	N	725-504-200	LEC 1			R	2:00- 4:50P	PUB AFF 2232	LEAVITT, J.	20	30	LG 4.0	
				RESTRICT: URBAN PLANNING MAJORS										
M288	LDRSHP&DEVLPA&GOVNCE	N	725-528-200	LEC 1			R	2:00- 4:50P	PUB AFF 1234	PARENT, W.B.	9	30	LG 4.0	
				SAME AS: PUB PLC M228,SOC WLF M241E										
				RESTRICT: URBAN PLANNING, PUBLIC POLICY, AND SOCIAL WELFARE GRADUATE STUDENTS										
294	HOUSNG-DEV CONTRIES	N	725-564-200	LEC 1			R	2:00- 4:50P	PUB AFF 4320B	MUKHIJA, V.	30	30	LG 4.0	
				RESTRICT: URBAN PLANNING MAJORS										
M404	PLAN&ARCHTCT STUDIO	N	725-704-200	STU 1			T	9:30- 12:20P	PERLOFF	LOUKAITOU-SIDERIS,	30	30	SO 4.0	
				RESTRICT: URBAN PLANNING MAJORS										

WOMEN'S STUDIES

A per-unit Instructional Enhancement Fee is assessed on most L&S undergraduate nontutorial classes. See the Miscellaneous Fee Chart at <http://www.registrar.ucla.edu/fees> for fee amounts.

10	FMNST-WOMEN&SOCIETY	Y	-----	LEC 1			TR	9:30- 10:45A	HAINES A2	BAYS, S.A.	126	12	SO 5.0	
				RESTRICT: WOMEN'S STUDIES MAJORS/MINORS										
		Y	367-030-201	DIS 1A			TBA				21		0.0	
		Y	367-030-202	DIS 1B			TBA				21		0.0	
		Y	367-030-203	DIS 1C			T	3:00- 3:50P	PUB AFF 1323		21		0.0	
		Y	367-030-204	DIS 1D			R	1:00- 1:50P	LAKRETZ 100		21		0.0	
		Y	367-030-205	DIS 1E			TBA				21		0.0	
		Y	367-030-206	DIS 1F			TBA				21		0.0	
98T	ETHICL CONSUMRSM-US	Y	367-294-200	SEM 1			TBA			MARCHANT, E.A.	16	30	LG 5.0	
M106	IMAGINARY WOMEN	Y	367-336-200	SEM 1			TR	2:00- 3:50P	DODD 175	KING, K.C.	5	30	SO 4.0	
				SAME AS: HNRS M106										
				RESTRICT: INSTRUCTOR CONSENT										
125	WOMEN&HLTH CARE-US	Y	367-450-200	LEC 1			M	1:00- 3:50P	ROYCE 150	SUBRAMANIAN, S.K.	25	05	SO 4.0	
				RESTRICT: WOMEN'S STUDIES MAJORS/MINORS										
130	WOMEN OF COLOR-U S	Y	367-480-200	LEC 1			TBA			HONG, K.	60	20	SO 4.0	
				RESTRICT: WOMEN'S STUDIES MAJORS/MINORS										
M164	POLTCS-REPRODUCTION	Y	-----	LEC 1			TR	9:30- 10:45A	HAINES 118	EILERAAS, K.A.	30	12	LG 4.0	
				SAME AS: SOCIOL M164										
				RESTRICT: WOMEN'S STUDIES MAJORS/MINORS										
		Y	367-684-201	DIS 1A			T	11:00- 11:50A	HAINES A44		5		0.0	
		Y	367-684-202	DIS 1B			T	1:00- 1:50P	BUNCHE 3153		5		0.0	
		Y	367-684-203	DIS 1C			T	2:00- 2:50P	BUNCHE 3153		5		0.0	
		Y	367-684-204	DIS 1D			R	11:00- 11:50A	PUB AFF 2278		5		0.0	
		Y	367-684-205	DIS 1E			R	12:00- 12:50P	PUB AFF 1337		5		0.0	
		Y	367-684-206	DIS 1F			R	3:00- 3:50P	ROYCE 160		5		0.0	
168	FEMINIST ECONOMICS	Y	367-708-200	LEC 1			TR	11:00- 12:15P	BUNCHE 3170	OZLER, S.	35	13	SO 4.0	
				RESTRICT: WOMEN'S STUDIES MAJORS/MINORS										
CM170	FML VOICE-CNTMP LIT	Y	367-720-200	SEM 1			T	2:00- 4:50P	HUMANTS 348	KOMAR, K.L.	5	30	SO 5.0	
				SAME AS: COM LIT CM170										
M174	SOC OF THE FAMILY	Y	-----	LEC 1			MW	11:00- 12:50P	HAINES 220	BEREND, Z.	30	04	SO 4.0	
				SAME AS: SOCIOL M174										
		Y	367-744-201	DIS 1A			M	10:00- 10:50A	BUNCHE 1221A		5		0.0	
		Y	367-744-202	DIS 1B			M	1:00- 1:50P	HAINES A74		5		0.0	
		Y	367-744-203	DIS 1C			M	2:00- 2:50P	HAINES A82		5		0.0	
		Y	367-744-204	DIS 1D			W	9:00- 9:50A	ROLFE 3135		5		0.0	
		Y	367-744-205	DIS 1E			W	3:00- 3:50P	HAINES A76		5		0.0	
		Y	367-744-206	DIS 1F			W	4:00- 4:50P	HAINES A74		5		0.0	
185	SPCL TPC-WOMNS STDS	Y	367-810-200	LEC 1			W	1:00- 3:50P	PUB AFF 1256	MARCHANT, E.A.	25	30	SO 4.0	
				RESTRICT: WOMEN'S STUDIES MAJORS/MINORS										
				Women's Studies 185, lecture 1:										
		Y	367-810-201	LEC 2			TBA			GOEMAN, M.R.	25	30	SO 4.0	
				Women's Studies 185, lecture 2:										
		Y	367-810-202	LEC 3			TBA			NORBERG, K.	30	30	SO 4.0	
				RESTRICT: WOMEN'S STUDIES MAJORS/MINORS										
		Y	367-810-203	LEC 4			TBA			BEYENE, H.A.	20	30	SO 4.0	
				RESTRICT: WOMEN'S STUDIES MAJORS/MINORS										
		Y	367-810-204	LEC 5			TBA			ROBERTSON, K.D.	20	30	SO 4.0	
				RESTRICT: WOMEN'S STUDIES MAJORS/MINORS										
187	SENIOR RESEARCH SEM	Y	367-823-200	SEM 1			T	2:00- 4:50P	MS 5147	THE STAFF	20	30	LG 4.0	
				RESTRICT: WOMEN'S STUDIES MAJORS/MINORS										
202	MLTCLT FMNST KNWLDG	Y	767-012-200	LEC 1			M	3:00- 5:50P	HUMANTS A30		15	30	LG 4.0	
203	RESRCH-WOMEN&GENDER	Y	767-018-200	LEC 1			W	2:00- 4:50P	BUNCHE 2174	TRAWEEK, S.J.	15	30	LG 4.0	
				RESTRICT: WOMEN'S STUDIES GRAD STUDENTS										
204	CURRENT RESEARCH	Y	767-024-200	SEM 1			VAR			LITTLETON, C.A.	30	30	SU 1.0	
				RESTRICT: GRADUATE STUDENTS										

CATALOG NUMBER	COURSE TITLE	ENF REQ IM	ID NUMBER	CLS TYP	SEC	FEE	DAYS	TIME	BUILDING/ ROOM	INSTRUCTOR	ENRL CAP	XC	GD TP	UNITS	
CM270	FML VOICE-CNTMP LIT	Y	767-420-200	SEM 1			T	2:00- 4:50P	HUMANTS 348	KOMAR, K.L.	5	30	SO	5.0	
			SAME AS: COM LIT CM270												
285	SPECIAL TOPICS	Y	767-510-200	LEC 1			R	10:00- 12:50P	ROLFE 3123		10	30	LG	4.0	
	RESTRIC: WOMEN'S STUDIES GRAD STUDENTS														
	Women's Studies 285, seminar 1:														
		Y	767-510-201	LEC 2			M	2:00- 4:50P	MS 3915D	THE STAFF	20	30	LG	4.0	
	RESTRIC: GRADUATE STUDENTS														
	Women's Studies 285, seminar 2:														
495	FEMINIST PEDAGOGY	Y	767-790-200	SEM 1			W	2:00- 3:50P	HAINES A20	MARCHANT, E.A.	15	30	SU	2.0	
	RESTRIC: WOMEN'S STUDIES GRAD STUDENTS														

WORLD ARTS AND CULTURES

All WAC courses are limited to majors until March 5, 2010, at noon. At that time, enrollment in selected courses will be opened to nonmajors, space permitting.
WAC 55 thru 65 (intermediate movement classes), C109A thru C115 (advanced movement classes), and C409A thru C415 (advanced graduate movement classes) are by instructor consent. Auditions on first day of class determine enrollment via PTE.

2B	WRITING-BASED RSRCH	Y	359-008-200	SEM 1			MW	12:00- 1:50P	KAUFMAN 153	BURNS, L.M.	20	30	LG	5.0
	RESTRIC: DANCE, DANCE/MVMNT, WAC, CLTR&PRFRMNC													
	World Arts 2B, seminar 1: Art of Protest													
		Y	359-008-201	SEM 2			TR	1:00- 2:50P	KAUFMAN 153	BANERJI, A.	20	30	LG	5.0
	RESTRIC: DANCE, DANCE/MVMNT, WAC, CLTR&PRFRMNC													
	World Arts 2B, seminar 2: Indian Classical Dance													
6	BEG WAP-SUB S AFR	Y	359-019-200	STU 1			MW	4:30- 5:50P	KAUFMAN 1000	JORDAN, A.N.	25	30	SO	2.0
	RESTRIC: DANCE, DANCE/MVMNT, WAC, CLTR&PRFRMNC													
	World Arts 6, studio 1: Beginning African Jazz													
		Y	359-019-201	STU 2			TR	3:30- 4:50P	KAUFMAN 1000		25	30	SO	2.0
	RESTRIC: DANCE, DANCE/MVMNT, WAC, CLTR&PRFRMNC													
	World Arts 6, studio 2:													
10	BEG WAP-EAST ASIA	Y	359-031-200	STU 1			MW	8:30- 9:50A	KAUFMAN 1000	TSOU, J.C.	25	30	SO	2.0
	RESTRIC: DANCE, DANCE/MVMNT, WAC, CLTR&PRFRMNC													
	World Arts 10, studio 1: Tai Chi Chuan Principles and Their Application in Martial Arts and Meditational Exercise													
		Y	359-031-201	STU 2			MW	4:30- 5:50P	KAUFMAN 230	SAKAMOTO, M.A.	20	30	SO	2.0
	RESTRIC: DANCE, DANCE/MVMNT, WAC, CLTR&PRFRMNC													
	World Arts 10, studio 2: Beginning Butoh													
11	BEG WAP-SOUTH ASIA	Y	359-032-200	STU 1			MW	12:30- 1:50P	KAUFMAN 214	PRAKASH, V.	25	30	SO	2.0
	RESTRIC: DANCE, DANCE/MVMNT, WAC, CLTR&PRFRMNC													
	World Arts 11, studio 1: Beginning Dance of India: Bharata Natyam													
13	BEG WAP-EUROPE	Y	359-042-200	STU 1			TR	1:00- 2:20P	KAUFMAN 230	TERSCHUUR, E.A.	20	30	SO	2.0
	RESTRIC: DANCE, DANCE/MVMNT, WAC, CLTR&PRFRMNC													
	World Arts 13, studio 1: Beginning Ballet													
21	FIELD-BASED RESRCH	Y	359-063-200	LEC 1			TR	9:00- 10:20A	KAUFMAN 101	SHORTER, D.D.	40	30	SO	5.0
	RESTRIC: DANCE, DANCE/MVMNT, WAC, CLTR&PRFRMNC													
24	WRLD ARTS/LCL LIVES	Y	359-072-200	LEC 1			MW	10:00- 11:20A	KAUFMAN 101	ROBERTS, M.N.	20	30	SO	5.0
	RESTRIC: DANCE, DANCE/MVMNT, WAC, CLTR&PRFRMNC													
47	WORLD DANCE HIST	Y	-----	LEC 1			TR	10:30- 11:50A	KAUFMAN 101	O'SHEA, J.M.	48	30	SO	5.0
	RESTRIC: DANCE, DANCE/MVMNT, WAC, CLTR&PRFRMNC													
		Y	359-141-201	DIS 1A			F	10:00- 10:50A	KAUFMAN 153	HOFLING, A.P.	20			0.0
	RESTRIC: DANCE, DANCE/MVMNT, WAC, CLTR&PRFRMNC													
		Y	359-141-202	DIS 1B			F	1:00- 1:50P	KAUFMAN 153	SHAKA, A.M.	20			0.0
	RESTRIC: DANCE, DANCE/MVMNT, WAC, CLTR&PRFRMNC													
56	INT WAP-SUB S AFR	Y	359-168-200	STU 1			MW	12:00- 1:20P	KAUFMAN 1000		25	30	SO	2.0
	RESTRIC: INSTRUCTOR CONSENT													
	World Arts 56, studio 1: Intermediate West African Dance													
59	INT WAP-N AMERICA	Y	359-177-200	STU 1			TR	1:00- 2:20P	KAUFMAN 208	DALLY, L.M.	25	30	SO	2.0
	RESTRIC: INSTRUCTOR CONSENT													
	World Arts 59, studio 1: Intermediate Tap Dance													
		Y	359-177-201	STU 2			MW	10:30- 11:50A	KAUFMAN 1000	HARRIS, L.R.	25	30	SO	2.0
	RESTRIC: INSTRUCTOR CONSENT													
	World Arts 59, studio 2: Intermediate Hip-Hop													
		Y	359-177-203	STU 3			MTWRF	8:00- 11:59P	ROLFE 2106		0	01	SO	2.0
		Y	359-183-200	STU 1			TR	8:30- 9:50A	KAUFMAN 214	SHAH, K.P.	25	30	SO	2.0
	RESTRIC: INSTRUCTOR CONSENT													
	World Arts 61, studio 1: Intermediate Vinyasa Flow Yoga: Consciousness in Motion													
65	INT MOD/PSTMOD DNCE	Y	359-195-200	STU 1			TR	3:00- 4:50P	KAUFMAN 214	CHRISTOPHER, H.E.	25	30	SO	2.0
	RESTRIC: INSTRUCTOR CONSENT													
67B	DNCE COMP-PROCESSES	Y	359-203-200	SEM 1			MW	2:00- 3:50P	KAUFMAN 208	POPKIN, L.A.	20	30	SO	4.0
	RESTRIC: DANCE, DANCE/MVMNT, WAC, CLTR&PRFRMNC													
		Y	359-203-201	SEM 2			MW	2:00- 3:50P	KAUFMAN 230	FOSTER, S.L.	20	30	SO	4.0
	RESTRIC: DANCE, DANCE/MVMNT, WAC, CLTR&PRFRMNC													
70	PRODUCTN PRACTICUM	Y	359-212-200	LEC 1			F	10:00- 11:20A	KAUFMAN 101	HOLGUIN, G.	20	30	PN	2.0
	RESTRIC: DANCE, DANCE/MVMNT, WAC, CLTR&PRFRMNC													
78	PRIVATE INSTR-WAC	Y	359-231-200	STU 1			UNSCHED			LEUNG, A.S.	20	30	PN	2.0-4.0
	RESTRIC: INSTRUCTOR CONSENT													
100B	ART AS MORAL ACTION	Y	-----	LEC 1			M	6:00- 9:50P	HAINES 39		336	30	SO	5.0
		Y	359-305-201	DIS 1A			F	9:00- 9:50A	KAUFMAN 153		24			0.0
	RESTRIC: DANCE, DANCE/MVMNT, WAC, CLTR&PRFRMNC													
		Y	359-305-202	DIS 1B			F	12:00- 12:50P	KAUFMAN 153		24			0.0
	RESTRIC: DANCE, DANCE/MVMNT, WAC, CLTR&PRFRMNC													
		Y	359-305-203	DIS 1C			F	11:00- 11:50A	KAUFMAN 153		24			0.0
	RESTRIC: DANCE, DANCE/MVMNT, WAC, CLTR&PRFRMNC													
		Y	359-305-204	DIS 1D			F	2:00- 2:50P	KAUFMAN 153		24			0.0
	RESTRIC: DANCE, DANCE/MVMNT, WAC, CLTR&PRFRMNC													
		Y	359-305-205	DIS 1E			F	3:00- 3:50P	KAUFMAN 153		24			0.0
	RESTRIC: DANCE, DANCE/MVMNT, WAC, CLTR&PRFRMNC													
		Y	359-305-206	DIS 1F			T	6:00- 6:50P	KAUFMAN 153		24			0.0
	RESTRIC: DANCE, DANCE/MVMNT, WAC, CLTR&PRFRMNC													
		Y	359-305-207	DIS 1G			W	6:00- 6:50P	KAUFMAN 153		24			0.0
	RESTRIC: DANCE, DANCE/MVMNT, WAC, CLTR&PRFRMNC													
		Y	359-305-208	DIS 1H			W	2:00- 2:50P	KAUFMAN 153		24			0.0
	RESTRIC: DANCE, DANCE/MVMNT, WAC, CLTR&PRFRMNC													
		Y	359-305-209	DIS 1I			R	9:00- 9:50A	KAUFMAN 153		24			0.0
	RESTRIC: DANCE, DANCE/MVMNT, WAC, CLTR&PRFRMNC													
		Y	359-305-210	DIS 1J			R	12:00- 12:50P	KAUFMAN 153		24			0.0
	RESTRIC: DANCE, DANCE/MVMNT, WAC, CLTR&PRFRMNC													

CATALOG NUMBER	COURSE TITLE	ENF REQ	IM ID NUMBER	CLS TYP	SEC	FEE	DAYS	TIME	BUILDING/ ROOM	INSTRUCTOR	ENRL CAP	XC	GD TP	UNITS
		Y	359-305-211	DIS	1K		T	9:00- 9:50A	KAUFMAN 153		24			0.0
		RESTRICT: DANCE,DANCE/MVMNT,WAC,CLTR&PRFRMNC												
		Y	359-305-212	DIS	1L		R	6:00- 6:50P	KAUFMAN 153		24			0.0
		RESTRICT: DANCE,DANCE/MVMNT,WAC,CLTR&PRFRMNC												
		Y	359-305-213	DIS	1M		W	9:00- 9:50A	KAUFMAN 153		24			0.0
		Y	359-305-214	DIS	1N		T	12:00- 12:50P	KAUFMAN 153		24			0.0
		RESTRICT: DANCE,DANCE/MVMNT,WAC,CLTR&PRFRMNC												
C106A	ADV WAP-SUB SHR AFR	Y	359-339-200	STU	1		MW	2:00- 3:50P	KAUFMAN 1000	THE STAFF	20	30	SO	2.0
		RESTRICT: INSTRUCTOR CONSENT												
	World Arts C106A, studio 1: Advanced West African Dance													
C109A	ADV WAP-N AMERICA	Y	359-355-200	STU	1		TR	3:00- 4:50P	KAUFMAN 208	DALLY, L.M.	25	30	SO	2.0
		RESTRICT: INSTRUCTOR CONSENT												
	World Arts C109A, studio 1: Advanced Rhythm Tap Dance													
		Y	359-355-202	STU	2		TR	1:30- 2:50P	KAUFMAN 1000	HARRIS, L.R.	25	30	SO	2.0
		RESTRICT: INSTRUCTOR CONSENT												
	World Arts C109A, studio 2: Advanced Hip-Hop													
C113A	ADV WAP-EUROPE	Y	359-377-200	STU	1		TR	10:00- 11:50A	KAUFMAN 230	WEIREN, H.	20	30	SO	2.0
		RESTRICT: INSTRUCTOR CONSENT												
	World Arts C113A, studio 1: Advanced Ballet													
C115	ADV MOD/PSTMOD DNCE	Y	359-391-200	STU	1		MWF	10:00- 11:50A	KAUFMAN 214	POPKIN, L.A.	20	03	SO	2.0
		RESTRICT: INSTRUCTOR CONSENT												
116	IMPROVISATION-DANCE	Y	359-396-200	STU	1		S	10:00- 12:50P	KAUFMAN 214	FORTI, S.	20	30	SO	2.0
		RESTRICT: DANCE,DANCE/MVMNT,WAC,CLTR&PRFRMNC												
117B	DNCE CMPSTN-IMPACTS	Y	359-404-200	SEM	1		MW	2:00- 3:50P	KAUFMAN 214	FROOT, D.Z.	20	30	SO	4.0
		RESTRICT: DANCE,DANCE/MVMNT,WAC,CLTR&PRFRMNC												
117C	ADV TPC-CHOREOGRPHY	Y	359-405-200	LEC	1		TR	1:00- 2:50P	KAUFMAN 200	ROUSSEVE, D.J.	20	30	SO	4.0
		RESTRICT: DANCE,DANCE/MVMNT,WAC,CLTR&PRFRMNC												
120	TOPCS-CULTURAL STDS	Y	359-422-201	LEC	2		F	9:00- 11:50A	KAUFMAN 250	GERE, D.H.	5	30	SO	4.0
		RESTRICT: INSTRUCTOR CONSENT												
C139	VODOU AND SANTERIA	Y	359-534-201	LEC	1		MW	12:00- 1:20P	KAUFMAN 101	COSENTINO, D.J.	40	15	SO	4.0
		RESTRICT: DANCE,DANCE/MVMNT,WAC,CLTR&PRFRMNC												
C145	SELCTD TOPICS-DANCE	Y	359-571-200	LEC	1		MW	4:00- 5:50P	KAUFMAN 208	BANERJI, A.	30	30	SO	2.0-4.0
		RESTRICT: DANCE,DANCE/MVMNT,WAC,CLTR&PRFRMNC												
	World Arts C145, lecture 1: History of Odissi Dance													
		Y	359-571-201	LEC	2		TR	10:00- 11:50A	KAUFMAN 208	HARRIS, L.R.	50	30	SO	2.0-4.0
		RESTRICT: DANCE,DANCE/MVMNT,WAC,CLTR&PRFRMNC												
	World Arts C145, lecture 2: Hip-Hop Dance History													
C148	DANCE-HEALNG&THERPY	Y	359-589-200	LEC	1		TR	1:00- 2:50P	KAUFMAN 214	DOSAMANTES-BEAUDRY	15	30	LG	4.0
		RESTRICT: INSTRUCTOR CONSENT												
C156	FRIDA KAHLO	Y	359-636-200	LEC	1		TR	10:00- 11:50A	KAUFMAN 153	DOSAMANTES-BEAUDRY	20	30	SO	5.0
		RESTRICT: INSTRUCTOR CONSENT												
160	TPCS-BODY MECHANICS	Y	359-663-200	LEC	1		MW	4:00- 5:50P	KAUFMAN 214	GILLESPIE, M.S.	25	30	SO	4.0
		RESTRICT: DANCE,DANCE/MVMNT,WAC,CLTR&PRFRMNC												
	World Arts 160, lecture 1: Dynamic Alignment and Pilates Fundamentals													
C168	MKING ART/REAL WRLD	Y	359-710-200	LEC	1		TR	1:00- 2:50P	KAUFMAN 101	MITOMA, J.M.	20	30	SO	4.0
		RESTRICT: DANCE,DANCE/MVMNT,WAC,CLTR&PRFRMNC												
170	ADVANCED PRODUCTION	Y	359-720-200	LAB	1		F	10:00- 11:20A	KAUFMAN 101	HOLGUIN, G.	10	30	PN	1.0
		RESTRICT: INSTRUCTOR CONSENT												
174A	PROJECTS IN WAC	Y	359-747-201	LAB	1		TBA				20	30	SO	2.0
		RESTRICT: INSTRUCTOR CONSENT												
	World Arts 174A, lab 1:													
		Y	359-747-202	LAB	2		TBA				10	30	SO	2.0
		RESTRICT: INSTRUCTOR CONSENT												
174B	PROJECTS IN WAC	Y	359-748-200	LAB	1		MW	12:00- 1:50P	KAUFMAN 208	YU, C.	20	30	SO	4.0
		RESTRICT: DANCE,DANCE/MVMNT,WAC,CLTR&PRFRMNC												
	World Arts 174B, lab 1: Exploring Ba Gua Zhang and Contact Improvisation													
177SL	ARTS PRACT&COMMUNITY	Y	359-765-200	SEM	1		T	3:00- 5:50P	KAUFMAN 153	SHADDUCK-HERNANDEZ	20	30	SO	4.0
		RESTRICT: DANCE,DANCE/MVMNT,WAC,CLTR&PRFRMNC												
178	ADV PRIVT INSTR-WAC	Y	359-768-200	STU	1		UNSCHE			LEUNG, A.S.	10	30	PN	2.0-8.0
		RESTRICT: INSTRUCTOR CONSENT												
C180	VIDEO PRODUCTN-ARTS	Y	359-779-200	LAB	1		MW	10:00- 11:50A	KAUFMAN 153	SHARMA, A.	15	30	LG	4.0
		RESTRICT: DANCE,DANCE/MVMNT,WAC,CLTR&PRFRMNC												
	World Arts C180, lab 1:													
186B	SENIOR HONORS PROJ	Y	359-819-200	LEC	1		MW	12:00- 1:50P	KAUFMAN 200	MARKS, V.E.	20	30	LG	5.0
		RESTRICT: INSTRUCTOR CONSENT												
202	RESEARCH METHODOLOGY	Y	759-013-200	SEM	1		W	9:00- 11:50A	KAUFMAN 136	NABOKOV, P.	10	30	SO	4.0
		RESTRICT: WAC,DANCE,DANCE/MVMNT,CLTR&PRFR GRAD												
204	THEORY-CORPOREALITY	Y	759-025-200	SEM	1		R	3:00- 5:50P	KAUFMAN 153	O'SHEA, J.M.	15	30	SO	4.0
		RESTRICT: WAC,DANCE,DANCE/MVMNT,CLTR&PRFR GRAD												
207	ETHNGRPHY-PERFRMNCE	Y	759-042-201	SEM	2		T	9:00- 11:50A	KAUFMAN	NABOKOV, P.	15	30	SO	4.0
		RESTRICT: WAC,DANCE,DANCE/MVMNT,CLTR&PRFR GRAD												
211C	ADV CHOREOGRAPHY	Y	759-068-200	STU	1		MW	12:00- 1:50P	KAUFMAN 240	FOSTER, S.L.	15	30	SO	4.0
		RESTRICT: WAC,DANCE,DANCE/MVMNT,CLTR&PRFR GRAD												
220	CULTURE&PERFORMANCE	Y	759-121-200	SEM	1		T	3:00- 5:50P	KAUFMAN 153	SHADDUCK-HERNANDEZ	5	30	SO	4.0
		RESTRICT: WAC,DANCE,DANCE/MVMNT,CLTR&PRFR GRAD												
	World Arts 220, seminar 1: Taking Action: Arts Practice and Community Change													
		Y	759-121-201	SEM	2		F	9:00- 11:50A	KAUFMAN 250	GERE, D.H.	20	30	SO	4.0
		RESTRICT: WAC,DANCE,DANCE/MVMNT,CLTR&PRFR GRAD												
	World Arts 220, seminar 2:													
		Y	759-121-202	SEM	3		W	3:00- 5:50P	KAUFMAN 153	ROBERTS, M.N.	20	30	SO	4.0
		RESTRICT: WAC,DANCE,DANCE/MVMNT,CLTR&PRFR GRAD												
	World Arts 220, seminar 3: Performing Memory													
		Y	759-121-203	SEM	4		M	2:00- 4:50P	KAUFMAN 153	SELLARS, P.M.	20	30	SO	4.0
		RESTRICT: WAC,DANCE,DANCE/MVMNT,CLTR&PRFR GRAD												
	World Arts 220, seminar 4: Enlightenment: Theory and Practice													
C239	VODOU AND SANTERIA	Y	759-234-201	LEC	1		MW	12:00- 1:20P	KAUFMAN 101	COSENTINO, D.J.	10	15	SO	4.0
		RESTRICT: WAC,DANCE,DANCE/MVMNT,CLTR&PRFR GRAD												
C245	SELCTD TOPICS-DANCE	Y	759-270-200	LEC	1		MW	4:00- 5:50P	KAUFMAN 208	BANERJI, A.	10	30	SO	2.0-4.0
		RESTRICT: WAC,DANCE,DANCE/MVMNT,CLTR&PRFR GRAD												
	World Arts C245, lecture 1: History of Odissi Dance													
		Y	759-270-201	LEC	2		TR	10:00- 11:50A	KAUFMAN 208	HARRIS, L.R.	20	30	SO	2.0-4.0
		RESTRICT: WAC,DANCE,DANCE/MVMNT,CLTR&PRFR GRAD												
	World Arts C245, lecture 2: Hip-Hop Dance History													

CATALOG NUMBER	COURSE TITLE	ENF REQ IM	ID NUMBER	CLS TYP	SEC	FEE	DAYS	TIME	BUILDING/ ROOM	INSTRUCTOR	ENRL CAP	XC	GD TP	UNITS
C248	DANCE-HEALNG&THERPY	Y	759-288-200	LEC	1		TR	1:00- 2:50P	KAUFMAN 214	DOSAMANTES-BEAUDRY	5	30	LG	4.0
				RESTRICT: INSTRUCTOR CONSENT										
C256	FRIDA KAHLO	Y	759-336-200	LEC	1		TR	10:00- 11:50A	KAUFMAN 153	DOSAMANTES-BEAUDRY	4	30	SO	5.0
				RESTRICT: INSTRUCTOR CONSENT										
C268	MKING ART/REAL WRLD	Y	759-405-200	LEC	1		TR	1:00- 2:50P	KAUFMAN 101	MITOMA, J.M.	5	30	SO	4.0
				RESTRICT: WAC,DANCE,DANCE/MVMNT,CLTR&PRFR GRAD										
C280	VIDEO PRODUCTN-ARTS	Y	759-482-200	LAB	1		MW	10:00- 11:50A	KAUFMAN 153	SHARMA, A.	5	30	LG	4.0
				RESTRICT: WAC,DANCE,DANCE/MVMNT,CLTR&PRFR GRAD										
	World Arts C280, lab 1:													
C406A	ADV WAP-SUB SHR AFR	Y	759-612-200	STU	1		MW	2:00- 3:50P	KAUFMAN 1000	THE STAFF	10	30	SO	2.0
				RESTRICT: INSTRUCTOR CONSENT										
	World Arts C406A, studio 1: Advanced West African Dance													
C409A	ADV WAP-N AMERICA	Y	759-621-200	STU	1		TR	3:00- 4:50P	KAUFMAN 208	DALLY, L.M.	5	30	SO	2.0
				RESTRICT: INSTRUCTOR CONSENT										
	World Arts C409A, studio 1: Advanced Rhythm Tap Dance													
		Y	759-621-202	STU	2		TR	1:30- 2:50P	KAUFMAN 1000	HARRIS, L.R.	5	30	SO	2.0
				RESTRICT: INSTRUCTOR CONSENT										
	World Arts C409A, studio 2: Advanced Hip-Hop													
C413A	ADV WAP-EUROPE	Y	759-626-200	STU	1		TR	10:00- 11:50A	KAUFMAN 230	WEIREN, H.	10	30	SO	2.0
				RESTRICT: INSTRUCTOR CONSENT										
	World Arts C413A, studio 1:													
C415	ADV MOD/PSTMOD DNCE	Y	759-630-200	STU	1		MWF	10:00- 11:50A	KAUFMAN 214	POPKIN, L.A.	10	03	SO	2.0
				RESTRICT: INSTRUCTOR CONSENT										
441	DANCE PRDCTN PRCTCM	Y	759-682-201	LAB	1		F	8:00- 9:50A	KAUFMAN 101	FOSTER, S.L.	10	30	SU	2.0-4.0
				RESTRICT: WAC,DANCE,DANCE/MVMNT,CLTR&PRFR GRAD										
		Y	759-682-202	LAB	2		F	8:00- 8:50A	KAUFMAN 153	FROOT, D.Z.	10	30	SU	2.0-4.0
				RESTRICT: WAC,DANCE,DANCE/MVMNT,CLTR&PRFR GRAD										
		Y	759-682-203	LAB	3		MT	8:00- 6:00P	KAUFMAN 136	LEUNG, A.S.	10	30	SU	2.0-4.0
				RESTRICT: WAC,DANCE,DANCE/MVMNT,CLTR&PRFR GRAD										
		Y	759-682-204	LAB	4		VAR			MARKS, V.E.	10	30	SU	2.0-4.0
				RESTRICT: WAC,DANCE,DANCE/MVMNT,CLTR&PRFR GRAD										
		Y	759-682-205	LAB	5		VAR			POPKIN, L.A.	10	30	SU	2.0-4.0
				RESTRICT: WAC,DANCE,DANCE/MVMNT,CLTR&PRFR GRAD										
		Y	759-682-206	LAB	6		VAR			ROUSSEVE, D.J.	10	30	SU	2.0-4.0
				RESTRICT: WAC,DANCE,DANCE/MVMNT,CLTR&PRFR GRAD										
		Y	759-682-207	LAB	7		VAR			YU, C.	10	30	SU	2.0-4.0
				RESTRICT: WAC,DANCE,DANCE/MVMNT,CLTR&PRFR GRAD										
478	ADV PRIV INSTR-WAC	Y	759-747-201	STU	1		UNSCHED			LEUNG, A.S.	10	30	SU	2.0-8.0
				RESTRICT: INSTRUCTOR CONSENT										
480	SEM-RESEARCH TOPICS	Y	759-760-200	SEM	1		R	9:00- 11:50A	KAUFMAN 136	FOSTER, S.L.	10	30	SU	2.0
				RESTRICT: WAC,DANCE,DANCE/MVMNT,CLTR&PRFR GRAD										
490	CHOREOG&PERFORMANCE	Y	759-780-201	TUT	1		VAR			FOSTER, S.L.	10	30	SO	2.0-8.0
				RESTRICT: WAC,DANCE,DANCE/MVMNT,CLTR&PRFR GRAD										
		Y	759-780-202	TUT	2		VAR			FROOT, D.Z.	5	30	SO	2.0-8.0
				RESTRICT: WAC,DANCE,DANCE/MVMNT,CLTR&PRFR GRAD										
		Y	759-780-203	TUT	3		VAR			LEUNG, A.S.	3	30	SO	2.0-8.0
				RESTRICT: WAC,DANCE,DANCE/MVMNT,CLTR&PRFR GRAD										
		Y	759-780-204	TUT	4		VAR			MARKS, V.E.	5	30	SO	2.0-8.0
				RESTRICT: WAC,DANCE,DANCE/MVMNT,CLTR&PRFR GRAD										
		Y	759-780-205	TUT	5		VAR			POPKIN, L.A.	5	30	SO	2.0-8.0
				RESTRICT: WAC,DANCE,DANCE/MVMNT,CLTR&PRFR GRAD										
		Y	759-780-206	TUT	6		VAR			ROUSSEVE, D.J.	10	30	SO	2.0-8.0
				RESTRICT: WAC,DANCE,DANCE/MVMNT,CLTR&PRFR GRAD										
		Y	759-780-207	TUT	7		VAR			YU, C.	10	30	SO	2.0-8.0
				RESTRICT: WAC,DANCE,DANCE/MVMNT,CLTR&PRFR GRAD										
495	TEACHER PREPARATION	Y	759-790-201	SEM	1		F	1:00- 2:20P	KAUFMAN 136	CANDELARIO, R.A.	20	30	SU	2.0
				RESTRICT: WAC,DANCE,DANCE/MVMNT,CLTR&PRFR GRAD										

Index

A

absence
 graduate leave of, 8, 38
 undergraduate one-term, 38
 academic
 counseling, 52
 policies, 38
 transcript, 30
 Academic Advancement Program (AAP), 52
 academic counseling, 52
 accident and injury, 61
 address
 changes, 6
 e-mail, Bruin Alert, 27
 admission policies, 38
 alternate examination dates, policy on, 70
 Arts and Architecture, School of the
 counseling, 52
 degree checks, 39
 honors, 40
 study list limits, 20
 Ashe Student Health and Wellness Center,
 6, 31
 ASK peer counseling scholars, 52
 attendance, class, 60
 auditing classes, 60

B

bank loans and electronic processing, 15
 BAR account, 14
 billing, 14
 billing statement, see BAR
 Bruin Alert, 27
 Bruin OnLine (BOL), 27
 Bruin Resource Center, 32
 BruinCard, 31
 BruinDirect, 14, 15
 buildings, names and abbreviations of, 69

C

calendar, 4–5
 campus computer laboratories, 27
 cancellation of registration, 8
 candidacy, declaration of, 39
 candidate, current-term degree, 19
 Career Center, 32
 Catalog, UCLA General, 34, 63
 Center for American Politics and Public
 Policy, 42
 Center for Community Learning, 42
 Center for Student Programming, 32
 Center for Women and Men, 32
 changing grading basis, 23
 civic engagement
 minor, 42
 Quarter in Washington, DC, 42
 class
 attendance, 60
 level, 19, 41
 listings, 67
 notes, 60
 classes, auditing, 60

collegium of university teaching fellows
 seminars, 43
 commuter services, 33
 computer
 campus laboratories, 27
 Disabilities and Computing Program, 32
 online directory, 28
 wireless access, 27
 concurrent enrollment, 24
 continuous registration policy, graduate, 38
 contract courses, 20
 copyright, student, 63
 Counseling and Psychological Services, 33,
 64
 counseling, academic
 AAP peer, 52
 Academic Advancement Program, 52
 ASK peer counseling scholars, 52
 College Academic Counseling, 52
 directory, 52
 graduate mentor program, 52
 Letters and Science services, 52
 course
 intercampus, 44
 listing format, 67
 materials and services fees, 13
 materials, 34
 online listings, 67
 textbooks, 34
 credit, transfer, 39
 cross-enrollment, intersegmental, 24
 Cultural and Recreational Affairs, 32
 current-term degree candidate, 19

D

Dashew Center for International Student and
 Scholars, 32
 Dean of Students, 32
 debt management session/exam, 17
 declaration of candidacy, 39
 declaring nonattendance, 6
 degree
 audits, final, and graduation, 40
 checks, 39
 current-term candidate, 19
 policies, 39
 undergraduate, 39
 Degree Progress Report (DPR), 39
 diploma, 41
 directory
 online campus, 28
 registrar's services, 35
 student services, 36
 disabilities
 access to Bruin OnLine for persons
 with, 27
 Office for Students with, 33
 Disabilities and Computing Program, 32
 disclaimer, fee, 14
 disclosure of student records, 60
 distance learning
 less commonly taught languages, 44
 UCLA courses, 44

doctoral candidates
 reduced nonresident tuition for, 7, 39
 drop procedures
 impacted courses, 23
 nonimpacted courses, 22

E

earthquake, 61
 eBill, 14
 educational tax benefits, 17
 electronic mailing lists, 27
 emergencies, 61
 accident, earthquake, fire, hazardous
 spill, injury
 enforced requisites, 20
 Engineering and Applied Science, School of
 contract course enrollment, 21
 counseling, 52
 degree checks, 39
 honors, 40
 study list limits, 20
 enrollment, 19
 appointments, 19, 25
 concurrent, 24
 contract courses (special studies), 20
 cross, 24
 graduate student one-pass system, 20
 intersegmental, 24
 restricted classes, 20
 simultaneous UC, 24
 undergraduate two-pass system, 19
 URSA, 19
 establishing residence for tuition purposes,
 30
 examination policies, 61, 70
 examinations, final, 70
 exemptions, nonresident tuition, 7
 exit interview, 17
 extramural support, 17

F

Family Educational Rights and Privacy Act
 (FERPA), 30, 40, 60
 Federal Family Educational Loan Program
 (FFELP), 15, 16
 fee deferral, 8, 17
 fees
 course materials and services, 13
 deferral, 8, 17
 descriptions, 6
 disclaimer, 6, 14
 filing, 38
 Instructional Enhancement Initiative (IEI),
 13, 28
 late payment, 7
 materials, 13
 miscellaneous, 12–13
 nonresident tuition exemptions, 7
 paying, 6, 14
 reduced, programs, 7
 Registrar's Office, 31
 remission, 17
 Spring Quarter 2010, 9–11

student health insurance plan (SHIP), 6
transcript, 31
waiver requests, 7
FERPA, 30, 40, 60
final degree audits and graduation, 40
final examinations
 alternate dates, policy on, 62, 70
 charts, 70
 policies, 62, 70
financial aid
 distribution through BAR, 15
 online services, 15
 sponsored student information, 18
Financial Aid Office, 15
financial support, 15
fire, 61

G

General Catalog, 34, 63
grading basis, changing, 23
graduate
 one-pass enrollment system, 20
 student enrollment, 20
graduate mentor counseling program, 52
graduate student
 extramural support, 17
 fee deferral, 17
 fee remission, 17
 filing fee, 38
 in absentia registration, 7, 8, 39
 leave of absence, 38
 readmission, 39
 reduced fee programs, 7
 registration, 38
Graduate Student Support Office, 17
graduation
 final degree audits and, 40
 in absentia, 40
 tips for seniors, 40

H

harassment, 62
 complaint resolution, 62, 63
hazardous spill, 61
health insurance plan, student (SHIP), 6, 8
health service, student, 31
hepatitis B vaccine requirement, 19
holds, 8
homepage, UCLA, 28
honors
 department, 40
 Latin, 40
 Letters and Science courses and programs, 52
Hope Scholarship Tax Credit, 17
housing services, 32

I

impacted courses, 20
in absentia graduation, 40
in absentia registration, 7, 8, 39
Instructional Enhancement Initiative (IEI), 13, 28
insurance
 medical plan premiums, 17
 student health plan (SHIP), 6
 waiver, student health (SHIP), 6

intercampus course offerings, 44
intercampus visitor program, 24
International Education Office, 32
international student
 Dashew Center for International Students and Scholars, 32
 fees, 13
 filing fee, 38
 services, 32
International Education Office, 32
internships and service learning, 42
intersegmental cross-enrollment, 24

L

late payment, 7
late study list, 21, 22
legal services, student, 34
Lesbian Gay Bisexual Transgender Campus Resource Center, 32
Letters and Science, College of
 counseling, 52
 degree checks, 39
 honors programs, 52
 honors, 40
 study list limits, 20
library, 33
 electronic resources, 28
Lifetime Learning Credit, 17
listservs, 27
Loan Services Office, 16
loans
 interest deduction, 18
 short-term, 17

M

map, campus services, 37
master's degrees, 41
medical insurance plan premiums, 17
mental health services, student, 33
minors, 40
miscellaneous fees, 12–13
MyUCLA, 28

N

name change, 30
newsgroups, 28
nonattendance, 6
nondiscrimination, 63
nonresident tuition
 exemptions, 7
notices, official, 60
Nursing, School of
 contract course enrollment, 21
 counseling, 52
 degree checks, 39
 honors, 40
 study list limits, 20

O

Office for Students with Disabilities, 33
Office of Ombuds Services, 33
official notices, 60
official publications, 63
official transcripts, 30
ombuds services, 33
online directory, 28
online services

Bruin OnLine (BOL), 27
computer laboratories, 27
directory, 28
electronic mailing lists (listservs), 27
instructional enhancement, 28
library electronic resources, 28
MyUCLA, 28
newsgroups, 28
Student Technology Center, 28
UCLA homepage, 28

P

PAL, 38
parking
 and commuter services, 33
 permits, 33
paying fees, 6, 14
payment methods, 14
peer counseling, 52
petition for residence classification, 30
plagiarism, 63
planned academic leave (PAL), 38
policies
 academic, 38
 admission, 38
 alternate examination dates, 70
 cell phones and pagers, 60
 degree, 39
 examination, 61
 final examination, 70
 honors, 40
 returned check, 14
 student conduct, 64
privacy release, disclosure of student records, 61
psychological services, student, 33
publications, official, 63

Q

Quarter in Washington, DC Program, 42

R

readmission
 graduate, 39
 undergraduate, 38
record, closure of student, 41
records, disclosure of student, 60
reduced fee programs, 7
reduced nonresident tuition, 39
refunds, 8
Registrar's Office
 services directory, 35
 services, 30
registration, 6
 cancellation, 8
 graduate, 38
 in absentia 7, 8, 39
 student responsibilities, 6
residence
 establishing for tuition purposes, 7, 30
 petition for classification, 30
residence for tuition purposes, 30
returned check policy, 14

S

satisfactory progress (for financial aid), 16
schedule format at a glance, 67

Schedule of Classes
 online, 67
 PDF, 67
 updated listings, 19

scholarships

Scholarship Resource Center, 16
 undergraduate, 15

services, student, 30

Ashe Student Health and Wellness Center, 31

Bruin OnLine (BOL), 27

Bruin Resource Center, 32

BruinCard, 31

Career Center, 32

Center for Student Programming, 32

College Academic Counseling, 52

computer laboratories, 27

computing, and disabilities, 32

Counseling and Psychological Services, 33

Cultural and Recreational Affairs, 32

Dean of Students, 32

directory, 36

housing, 32

international students, 32

Lesbian Gay Bisexual Transgender Campus Resource Center, 32

Letters and Science counseling, 52

libraries, 33

map, 37

mental health, 33

Office for Students with Disabilities, 33

Office of Ombuds Services, 33

parking and commuter, 33

psychological, 33

Registrar's Office, 30, 35

student health, 31

Student Legal Services, 34

textbooks and course materials, 34

veterans
 affairs, Registrar's Office, 31

Sexual Assault and Sexual Misconduct, 64

short-term loans, 17

simultaneous UC enrollment, 24

sponsored student information, 18

fee refunds, 8

Store, UCLA, 34, 63

Spring Quarter 2010
 class listings, 67

enrollment appointments, 25

fees, 9–11

student
 conduct policies, 64

loan interest deduction, 18

plagiarism and copyright, 63

record, closure of, 41

records, disclosure of, 60

services directory, 36

student health insurance plan (SHIP), 6, 8
 waiver, 6

Student Legal Services, 34

Student Programming, Center for, 32

Student Technology Center, 28

study abroad
 International Education Office, 32

planned academic leave, 38

study list
 changes, 21, 22

late, 21

limits, 20

official, 21

T

tax benefits, educational, 17

textbooks and course materials, 34

Theater, Film, and Television, School of
 contract course enrollment, 21

counseling, 52

degree checks, 39

honors, 40

study list limits, 20

tips for graduating seniors, 40

transcripts
 academic, 30, 41

official, 30

student copy, 30

verification, 30

transfer credit, 39

tuition, nonresident
 establishing residence for tuition purposes, 30

exemptions, 7

reduced for doctoral candidates, 7, 39

U

UCLA homepage, 28

UCLA Store, 34, 63

undergraduate
 class levels, 41

degrees, 39

readmission, 38

reduced fee programs, 7

registration, 6

study list changes, 21

two-pass enrollment system, 19

university building names, 69

university employees, reduced fee programs, 7

URSA, 26

eBill, 14

enrollment appointment times, 25

enrollment, 19

study list changes on, 21

V

verification transcript, 30

veterans
 affairs, Registrar's Office, 31

visitor program, intercampus, 24

W

wait lists, 20

waiver
 fee waiver requests, 7

SHIP, 6, 14

Washington, DC, Quarter in, 42

wireless Internet access, 27

withdrawal, 8, 16

writing II courses, 49