

UCLA Schedule of Classes Spring 2009 Archival Edition

DATES AND DEADLINES

March 20	Last day to pay fees
March 30	Instruction begins
March 26	Classes dropped
April 10	Last day to enroll
June 8-12	Final examinations



What's New?

USIE Spring Seminars

Tentative Course Listings

Undergraduate Student Initiated Education (USIE) is an innovative program designed to provide a select group of juniors and seniors in the College of Letters and Science with the opportunity to develop and facilitate, under close faculty supervision, a lower-division seminar for their peers. The application and selection period is during Fall Quarter. During Winter Quarter, facilitators work closely with their faculty sponsors through a two-unit independent study focused on the content area of their proposed course, and participate in a two-unit pedagogy seminar with other student facilitators. Through these studies, student facilitators develop for review and approval a formal syllabus for

their spring seminars. Mentorship with faculty sponsors continues during the Spring Quarter as students conduct their seminars.

The student facilitated spring seminars are 1-unit and graded on a Passed/Not Passed basis. They are offered under the 88S course number series. The following seminars are tentatively scheduled for Spring Quarter. Enrollment for the seminars is through URSA and is expected to open in late March. Each seminar is capped at no more than 20 students. Students can enroll in a USIE seminar only twice in their undergraduate careers.

Note: Units earned in USIE seminars do not count toward the College's 216 maximum unit limit. Units do count toward Minimum Progress and Expected Cumulative Progress.

USIE Seminar	Title	Student Facilitator
Art History 88S	Tale Told by an Idiot: Poetry Created without Language	Amy Sanchez
Communication Studies 88SA	We, The Digital People: Communication Analysis of Campaign '08	Robert Schraff
Communication Studies 88SB	Lights, Camera, Politics! Role of Celebrities in Contemporary American Politics	Devna Shukla
Communication Studies 88SC	Graffiti: Art of Civil Disobedience	Scott Ishihara
English 88S	Telling Truth with a Slant: Reading and Writing Contemporary Creative Non-Fiction	Jenae Cohn
Ethnomusicology 88S	Future of Music Industry	Nick Wilson
Geography 88SA	Geography of Agriculture and Food Security	Maryam Attai
Geography 88SB	Anthony Bourdain vs. Rachel Ray: Modern Cultural Geography of Food	Pallavi Reddy
History 88S	Topics in Inter-Religious Dialog	Catherine Nguyen
Molecular, Cell, and Developmental Biology 88S	Molecular Superheroes: How Plant Growth Promoting Bacteria can Save World	Allison Schwartz
Neurobiology 88S	Brain Basics: From Alzheimer's to Zoloff	Shadi Lalezari
Psychology 88SA	Psychology of Arts and Crafts	Maxie Gluckman
Psychology 88SB	Happiness	Emily vanSonnenberg
Surgery 88S	Art of Surgery: Past, Present, and Future	Kevin Ro
World Arts and Cultures 88S	Cultural History of UCLA	Rene Tiongquico Jr.

Contents

What's New?	2	UCLA Homepage	28
Calendar	4-5	UCLA Library Electronic Resources	29
Registration	6	Student Services	30
Student Responsibilities	6	Registrar's Office Services	30
Declaring Nonattendance	6	Establishing Residence for Tuition Purposes	
Fee Disclaimer	6	Name Change	
Fee Descriptions	6	Official Transcripts	
Paying Fees	6	Other Student Services	31
Registration Confirmation		Ashe Student Health and Wellness Center	
Student Health Insurance Plan		BruinCard	
Nonresident Tuition Exemptions	7	Career Center	
Reduced Fee Programs	7	Center for Student Programming	
Undergraduates		Center for Women and Men	
Graduate Students		Cultural and Recreational Affairs	
University Employees		Dean of Students	
Late Payment	7	Disabilities and Computing Program	
Fee Waiver Requests	7	Housing Services	
Hold		International Student Services: Dashew Center for	
Refunds and Reductions	8	International Students and Scholars, International	
Cancellation of Registration		Education Office	
Schedule of Refunds		Lesbian Gay Bisexual Transgender Campus Resource Ctr	
Withdrawal		Libraries	
Graduate Students		Mental Health Services	
Spring 2009 Fee Charts	9-11	Office for Students with Disabilities	
Miscellaneous Fees	12-13	Office of Ombuds Services	
Course Materials Fees	14	Parking and Commuter Services	
Billing	14	Student Legal Services	
Fee Disclaimer	14	UCLA Store: Textbooks and Course Materials	
BAR Accounts and Charges	14	Registrar's Services Directory	35
Methods of Payment	14	Student Services Directory	36
eBill		Student Services Map	37
In-Person Payment		Academic Policies	38
Returned Check Policy		Admission Policies	38
Financial Aid Distribution		Undergraduate Readmission	
Medical Insurance Waivers		Graduate Registration and Readmission	
Financial Support	15	Degree Policies	39
Financial Aid Office	15	Class Levels	41
Loan Services Office	16	Civic Engagement Opportunities	42
Graduate Student Support Office	17	Center for Community Learning	
Educational Tax Benefits	17	Quarter in Washington, DC	
Sponsored Student Information	18	Collegium of University Teaching Fellows Seminars	43
Enrollment	19	Intercampus Course Offerings	44
Enrolling in Classes	19	Distance Learning at UCLA	
Hepatitis B Vaccine Requirement		Distance Learning for Less Commonly Taught Languages	
Study Lists		Writing II Courses	45
URSA Enrollment	19	Academic Counseling	48
Enrollment Appointments	19	College Academic Counseling	
Study List Limits	20	Academic Counseling Directory	
Wait Lists	20	Official Notices	55
Enrollment in Restricted Classes	20	Auditing Classes	55
Enforced Requisites	20	Cell Phone and Pager Policy	55
Impacted Courses	20	Class Attendance	55
Enrollment in Contract Courses	20	Class Notes	55
Official Study Lists	21	Disclosure of Student Records	55
Study List Changes on URSA	21	Emergencies	56
Undergraduate Study List Changes	21	Examination Policies	56
Graduate Study List Changes	22	Harassment	57
Late Study Lists	22	Nondiscrimination	58
Drop Procedures	22	Official Publications	58
Changing Grading Basis	23	Plagiarism and Student Copyright	58
Special Programs Enrollment	24	Sexual Assault and Sexual Misconduct	59
Concurrent Enrollment		Student Conduct Policies	59
Intercampus Visitor Program		Class Listings	62
Simultaneous UC Enrollment		Course Listing Format	62
Spring 2009 URSA Enrollment Appointments	25	Schedule Format at a Glance	62
URSA	26	University Buildings	64
UCLA Online	27	Spring 2009 Final Examinations	65
Bruin Alert	27	Final Examination Policies	65
Bruin OnLine	27	Policy on Alternate Examination Dates	65
Campus Computer Laboratories	27	Spring 2009 Class Listings	66
Electronic Mailing Lists (Listservs)	27	Index	169
Instructional Enhancement Initiative	28		
MyUCLA	28		
Newsgroups	28		
Online Directory	28		
Student Technology Center	28		

Calendar

Students are responsible for observing the following dates and deadlines as published by the Registrar's Office. Anything submitted or requested as an exception to a published deadline is subject to a PENALTY fee. URSA enrollment deadlines end at midnight on the published date. The calendar below as well as academic calendars to the year 2016 are available online at <http://www.registrar.ucla.edu/calendar/>.

	Spring 2009	Summer 2009	Fall 2009
Filing period for undergraduate applications (file with UC Undergraduate Application Processing Service, P.O. Box 23460, Oakland CA 94623-0460)	—	—	November 1-30, 2008
Summer Sessions Travel Study registration begins		November 15, 2008	
Last day to file application for graduate admission or readmission with application fee, with Graduate Admissions/Student and Academic Affairs, 1255 Murphy Hall, UCLA, Los Angeles, CA 90024-1428	Consult Department		Consult Department
Last day to file graduate change of major petitions with Graduate Division, 1255 Murphy Hall	Consult Department		Consult Department
First day to obtain financial aid application (FAFSA) for 2009-10 academic year online at http://www.fafsa.ed.gov			January 2, 2009
Summer Sessions Institutes registration begins		January 15, 2009	
Summer Session registration begins—UCLA students		February 2	
Summer Sessions registration begins—all students		March 2	
Last day for continuing students to file 2009-10 undergraduate scholarship applications			March 2
Priority filing deadline for financial aid application (FAFSA) for 2009-10 academic year			March 2
First day to obtain Summer 2009 financial aid application		April 1	
Last day to submit Summer 2009 financial aid application		April 30	
First day to obtain Student Parking Request forms at Parking Services or apply online	January 2	May 1	June 1
Last day to submit Student Parking Request for campus parking permit	January 23	—	July 24
Schedule of Classes available online	February 2		June 8
First day for continuing students to check URSA at http://www.ursa.ucla.edu for assigned enrollment appointments	February 4		June 11
Reentering students eligible to enroll begin to receive URSA notification letter at their mailing address	February 6		June 16
URSA enrollment Priority Pass appointments begin	February 17		June 23
URSA enrollment First Pass and Graduate Pass appointments begin	February 20		June 26
Last day to file Undergraduate Application for Readmission form at 1113 Murphy Hall (late applicants pay a late fee)	February 25		August 17
Check URSA for registration fee assessment	February 25		August 23
URSA enrollment Second Pass appointments begin	February 27		July 7
First day for issuing UCLA BruinCard to new and reentering students	March 2		September 2
REGISTRATION FEE PAYMENT DEADLINE	March 20		September 19
Last day to waive Student Health Insurance Plan (SHIP)	March 20		September 19
Financial Aid disbursement	March 20		September 15
Classes dropped if fee payment is not completed by 5 p.m.	March 26		October 9
LATE registration fee payment automatically assessed to students not paid	March 30		September 26
QUARTER BEGINS	March 30		September 21
INSTRUCTION BEGINS	March 30		September 24
Orientation meetings on format for master's theses and doctoral dissertations (see the Theses and Dissertations Adviser, 21560 Young Research Library)	See exact dates on Graduate Division website at http://www.gdnet.ucla.edu/gasaa/library/thesismtg.htm		October 1-3
LAST DAY (End of Second Week)	April 10		October 9
1. To DROP impacted courses			
2. To change Study List (add, drop courses) without fee through URSA			
3. To enroll in courses for credit without late Study List fee through URSA			
4. To check wait lists for courses through URSA			
5. To file advancement to candidacy petition for master's degree with major department			
6. To file graduate leaves of absence with Graduate Division, 1255 Murphy Hall			
7. To file undergraduate request for educational fee reduction with College or school			
8. To declare bachelor's degree candidacy for current term (with fee depending on units completed—see "Degree Policies" in the Academic Policies section for details)			
9. For full refund on textbooks with UCLA Store receipt (exception made with proof of drop or withdrawal up to eighth week)			

	Spring 2009	Summer 2009	Fall 2009
LAST DAY (End of Third Week)	April 17		October 16
1. For all undergraduate and graduate students to ADD courses with per-course fee through URSA			
2. For undergraduate and graduate students to file Late Study List with fee			
3. Undergraduates approved for reduced educational fee are audited (must be enrolled in 10 units or less to be eligible for reduction) as of this date			
LAST DAY (End of Fourth Week)	April 24		October 23
1. For all undergraduates to DROP nonimpacted courses without a transcript notation (with per-transaction fee through URSA)			
2. Undergraduate course materials fees are assessed based on enrollment at end of fourth week (see "Miscellaneous Fees")			
Last day to submit final drafts of dissertations to doctoral committee for degrees to be conferred in current term	May 4		November 2
Last day for undergraduates to change grading basis (optional P/NP) with per-transaction fee through URSA	May 8		November 6
LAST DAY (End of Seventh Week)	May 15		November 13
For Letters and Science undergraduates to DROP nonimpacted courses with transcript notation and per-course fee through URSA			
Last day to submit final drafts of theses to master's committees for degrees to be conferred in current term	May 18		November 16
Fee Deferral Payment Deadline (Graduate Students)	May 20		November 20
Last day to file completed copies of theses for master's degrees and dissertations for doctoral degrees to be conferred in current term with the University Theses and Dissertations Adviser, 21560 Young Research Library	June 1	August 31	November 30
INSTRUCTION ENDS	June 5		December 4
Last day to withdraw	June 5		December 4
LAST DAY (End of Tenth Week)	June 5		December 4
1. For Letters and Science undergraduates to DROP nonimpacted courses by petition with instructor approval, per-course fee, and transcript notation			
2. For graduate students to change grading basis (optional S/U) with per-course fee through URSA			
3. For graduate students to DROP courses with per-course fee through URSA			
Common Final Examinations	June 6-7		December 5-6
Final Examinations	June 8-12		December 7-11
QUARTER ENDS	June 12		December 11
Commencement weekend (by college/school)	June 12-14	—	—
Summer Session instruction begins		June 22	
First day to obtain GPA for term grades through URSA	June 24	—	December 23
Summer Session instruction ends			
Session A—6-week		July 31	
Session A—8-week		August 14	
Session A—9-week		August 21	
Session A—10-week		August 28	
Session C		September 11	
Academic and administrative holidays	March 27 May 25	July 3 September 7	November 11 November 26-27 December 24-25 December 31- January 1
Winter holiday campus closure			December 24- January 3

Deadlines are subject to change. See <http://www.registrar.ucla.edu/calendar/> for updates.

Registration

Registration consists of paying fees and enrolling in classes.

1. Registration fees and other University charges are due the 20th of each month. BAR (Billing and Receivable) accounts can be viewed through URSA
2. Enrollment in classes is completed through URSA at <http://www.ursa.ucla.edu> (see the Enrollment section and the URSA section for full details)

Complete both processes by the established deadlines (see the Calendar section) to be officially registered and enrolled for the term.

Student Responsibilities

Address, Mobile Telephone, and E-mail Changes

Students must keep their UCLA mailing and e-mail addresses and mobile telephone numbers up to date, and may change them on URSA at <http://www.ursa.ucla.edu>. Keeping this information current allows students to be reached through the BruinAlert system.

Three times each year, student mailing addresses are updated from the change-of-address list on file with the U.S. Postal Service. Students must, however, still inform UCLA when they change addresses and verify that their addresses are correct in URSA.

Declaring Nonattendance

A student may declare nonattendance if he or she is not planning to attend UCLA for a term and registration fees have not been paid for that term. If the student uses this option on URSA, be sure to consult the Academic Policies section in this *Schedule* for readmission information.

For a graduate student, declaring nonattendance does not place the student on an official leave of absence. That status requires submission of a leave of absence form, obtained from the individual department, for department and Graduate Division approval.

Fee Disclaimer

Fees shown represent the amounts currently estimated for this quarter. Every effort will be made to keep fees at this level for the term. However, given continuing budget uncertainties, circumstances may require an adjustment in these amounts during the term.

Fee Descriptions

For detailed descriptions of UCLA and universitywide fees, see the Fees section of the Registrar's Office website at <http://www.registrar.ucla.edu/fees/> and click on the "Student Fees at UCLA" link. See also the Office of Academic Planning and Budget website at <http://www.apb.ucla.edu/fees.html>.

Paying Fees

Payments can be mailed, deposited in the Administrative Main Cashier drop slot (1125 Murphy Hall), or paid by credit or debit card through URSA.

Fees including the Educational Fee, University Registration Fee, professional school fees, and tuition charges—as well as UCLA campus-based fees assessed to all full-time students—are flat fees based on enrollment status (e.g., undergraduate, graduate student, professional school student), not on the number of enrolled units. They do not include additional course or unit-based fees such as the IEI Fee or course materials fees that may be assessed for enrollment in selected courses, room and board costs for living on campus, or books and supplies.

UCLA Summer Sessions has a separate fee schedule; for information, see <http://www.summer.ucla.edu>.

Registration Confirmation

Check registration status on URSA to confirm that registration fee payments have been processed. It is especially important to do this prior to the deadline for dropping classes due to nonpayment of registration fees (see the Calendar section for current deadlines).

Student Health Insurance Plan

Insurance is a condition of registration at the University of California. As such, the cost of the Student Health Insurance Plan (SHIP) is billed along with other UCLA fees each academic term. The SHIP fee is waivable if a waiver is submitted by the fee payment deadline for each term. Waiving SHIP is an online process.

SHIP fulfills all of the requirements mandated for qualified medical/health insurance as defined by the University. The Ashe Student Health and Wellness Center is the primary health care provider for SHIP and is where all nonemergency medical care must be initiated for SHIP claim payment consideration. See <http://www.studenthealth.ucla.edu>.

Waiving SHIP

Students may waive SHIP if they (1) maintain active enrollment in a qualified medical/health insurance plan that meets all established requirements, (2) apply for a SHIP waiver each term within established deadlines, and (3) correctly complete the online SHIP waiver form.

Students must apply for a SHIP waiver online. See the Ashe Center website for details, including a definition of qualified private medical/health insurance. Follow the Online Services link from <http://www.studenthealth.ucla.edu>.

Deadlines for Waiving SHIP

Third-party individuals may not waive SHIP for a student. Waivers must be submitted by the stated deadlines whether or not fees have been paid by that date. Deadlines are strictly enforced.

The schedule for waiving SHIP is as follows:

School of Law	
Fall Semester	August 1-20
Spring Semester	December 1-19
All other students	
Fall Quarter	September 1-19
Winter Quarter	December 1-19
Spring Quarter	March 1-20

The above information serves as official notice of the UCLA mandatory medical/health insurance requirement. All students are responsible for providing complete and accurate information that must be submitted by the stated deadlines. For additional deadline information, see the Ashe Center website.

Nonresident Tuition Exemptions

The following categories of students may be entitled to an exemption from nonresident tuition: (1) active duty member of the U.S. military stationed in California for non-educational purposes; (2) dependent children, stepchildren, spouses, or registered domestic partners of an active duty member of the military stationed in California; (3) unmarried dependent children under age 21, spouses, or registered domestic partners of members of the UC faculty who are members of the Academic Senate; (4) unmarried dependent children, spouses, or registered domestic partners of full-time UC employees who are assigned to work outside of California; (5) children, spouses, or registered domestic partners of deceased public law enforcement or fire suppression employees killed in the course of their official duties who were California residents at the time of their death; (6) dependent children of California residents; (7) graduates of a California high school operated by the Federal Bureau of Indian Affairs; (8) credentialed employees of a California public school; (9) amateur student athletes training at the U.S. Olympic Training Center in Chula Vista; (10) students who attended high school in California for three years and graduated from a California high school (or attained the equivalent), except students who are nonimmigrant aliens; (11) surviving dependents of California residents killed in the 9/11/01 terrorist attacks; (12) recipients of the Congressional Medal of Honor and their children under age 27.

Students who believe they are entitled to one of these exemptions must apply for it before registering. Without this authorization, students are not permitted to register without paying the entire fee. Graduate and undergraduate students should apply for a fee exemption at the Registrar's Office. For more information, see <http://www.registrar.ucla.edu/fees/>.

Establishing Residence

For more information about establishing and evaluating residence for tuition purposes and related fee exemptions, see the Residence section of the Appendix in the *UCLA General Catalog* or the Registrar's Office website at <http://www.registrar.ucla.edu/residence/>.

Doctoral Candidates

Nonresident graduate doctoral students who have advanced to candidacy are eligible for a 100 percent reduction in their annual nonresident tuition fee. See the Academic Policies section for requirements.

Reduced Fee Programs

Fee assessment for reduction in fees is based on total units enrolled (10 units or less) as of Friday of the third week of classes.

Undergraduates

Certain undergraduate students, when properly approved by the dean of their College/school for enrollment in 10 units or less, may be eligible for a one-half reduction in the educational fee. File a Request for Fee Reduction with the academic dean's office by Friday of the second week. Except for these qualified and approved part-time students, there is no reduction in the University registration, educational, student union, or Undergraduate Students Association fee.

Undergraduate nonresident students with College/school approval for enrollment in 10 units or less pay only half the nonresident tuition fee. File a Request for Fee Reduction with the academic dean's office by Friday of the second week of classes for the applicable term.

Graduate Students

For graduate students there is no reduction in the University registration, educational, nonresident tuition, student union, or Graduate Students Association fee for less than full-time programs.

Graduate students may be eligible for and billed the filing fee (half the quarterly registration fee) in lieu of full registration fees for the term in which they expect to complete final degree requirements. See the Academic Policies section for requirements.

University Employees

Full-time University employees may apply for a reduction of the registration and educational fees at their Campus Human Resources office. Applications are available on the Campus Human Resources website at <http://www.chr.ucla.edu>. Students who receive the part-time fee reduction from their academic dean may not also use the UC employee reduction; students must use one or the other.

Late Payment

A late payment fee is assessed to all students paying registration fees after the deadline. Late registration is complete once students pay registration fees and enroll in classes.

After Friday of the Second Week

Students who enroll in classes and pay registration fees after Friday of the second week of classes are assessed both the late Study List fee and the late registration fee, resulting in extra costs to register and enroll.

Undergraduate students must obtain the instructor's signature for each course listed and obtain approval from the academic College or school.

Graduate students (GD college code) must obtain approval from their authorized departmental adviser.

Dentistry, Law, and Medicine students must have the written approval of their respective Student Affairs Office.

File the Enrollment Petition at 1113 Murphy Hall after paying fees for the term. Late registration is complete when students pay registration fees and enroll in classes.

Fee Waiver Requests

Late registration, processing, and penalty fees are waivable on request in writing to the office assessing the fees only if they were incurred through the fault of the University or because a student suffered sudden and debilitating injury or accident.

Holds

Students may have holds placed on their student records which could affect registration, enrollment, financial aid, campus services, and/or release of academic transcripts for the following reasons:

1. Failure to comply with admission or academic provisions
2. Failure to settle financial obligations with the University
3. Failure to respond to official notices

Each student who becomes subject to a hold action is given advance notice and ample time to respond. The hold must be released by the initiating office before a student may enroll in classes or receive various campus services. Obtain information on holds through URSA at <http://www.ursa.ucla.edu>.

Refunds and Reductions

Under the conditions described below, some UCLA students may be eligible for a full or partial refund of fees paid.

Cancellation of Registration

Prior to the first day of instruction, students may cancel registration by mailing a written notice to the Enrollment and Degree Services Office, Attn: Cancellation Clerk, 1113 Murphy Hall, UCLA, Box 951429, Los Angeles, CA 90095-1429. Refund is as follows: new students receive a 100 percent refund for fees paid except for the non-refundable acceptance of admission fee and a service fee; all other students receive a 100 percent refund for fees paid minus the service fee. (See "Miscellaneous Fees" for service fee information.)

Withdrawal

Students who withdraw from the University once instruction begins must file an acceptable Notice of Withdrawal form. Undergraduates may obtain this form at the office of the academic dean. Graduate students may obtain it from their respective departments.

Failing to attend classes, neglecting courses, or stopping payment on checks tendered for registration does not constitute notice of withdrawal. A fine is assessed if any check for registration fee payment is returned by a bank for any reason, including stopped payment or insufficient funds. If no credit for courses is received, a full refund of the University registration fee for the regular session is granted to all students entering the armed forces prior to the end of the sixth week of the term, with no refund thereafter.

Schedule of Refunds

A percentage of the registration fees paid is refunded according to the calendar date on which the official Notice of Withdrawal or Leave of Absence form is submitted to the academic dean.

Service Fee and Nonrefundable Fees. A service fee is deducted from all 100 percent refunds. For new students, the schedule of refunds is applied to the fees paid minus the nonrefundable acceptance of admission fee and the service fee. Fees paid by new M.B.A. and Dentistry students are refunded except for their respective non-refundable acceptance of admissions deposit. Registration fee refunds take one to two weeks to process. (See "Miscellaneous Fees" for service fee information.)

SHIP Benefits. Students who receive a 100 percent refund and purchased SHIP lose all SHIP coverage and benefits for the entire term. For students who receive less than a 100 percent refund and purchased SHIP, the SHIP policy remains in effect for the remainder of the term, and refunds are calculated on the remainder of their registration fees minus the SHIP fee.

Sponsored Students, Deferrals, and Waivers. If a sponsored student (on financial aid) pays registration fees with personal funds, a refund is initiated automatically through BAR. Students who initially pay registration fees with financial aid, a fee deferral, or a fee waiver, and subsequently cancel or withdraw, do not receive a cash refund.

The schedule of refunds is applied to the fee paid as follows:

Schedule of Refunds-School of Law

Continuing and Readmitted Students and New Students Not Receiving Financial Aid	New Students Receiving Federal Financial Aid
100% on or before January 5	100% January 5-11
90% January 6-15	90% January 12-18
50% January 16-31	80% January 19-February 1
25% February 1-26	70% February 2-8
0% on or after February 27	60% February 9-22
	50% February 23-March 1
	40% March 2-8
	0% on or after March 9

Schedule of Refunds-All Other Students

Continuing and Readmitted Students and New Students Not Receiving Financial Aid	New Students Receiving Federal Financial Aid
100% on or before March 30	100% on or before March 30
90% March 31-April 5	90% March 31-April 5
50% April 6-16	80% April 6-12
25% April 17-May 3	70% April 13-19
0% on or after May 4	60% April 20-26
	50% April 27-May 3
	40% May 4-10
	0% on or after May 11

Graduate Students

Graduate Leaves of Absence. For graduate students on official leave of absence, a percentage of registration fees paid is refunded according to the calendar date on which the official Request for Leave of Absence is submitted to the Graduate Division. If fees are paid by departmental funds, students may end up owing fees if the leave of absence petition is filed after the first day of classes. For refund information, see the chart above; for more on graduate leaves of absence, see the Academic Policies section.

Filing Fee. Graduate students may be eligible for the filing fee in lieu of full registration fees. See the Academic Policies section.

Fee Deferrals. Academic apprentice personnel are eligible to receive a fee deferral for part or all of the registration fees assessed during the term in which they serve as an academic apprentice. Students are responsible for paying fees by the deferred payment deadline, which is generally two months after the standard term due date. Whether students attend UCLA, take a leave of absence, or withdraw from the University, they are responsible for the registration fees assessed but may be eligible to receive a partial fee refund, according to the refund schedule above. Fees not paid by the deadline are subject to the late fee charge.

Doctoral Candidates. Nonresident doctoral candidates are eligible for a reduction in nonresident tuition. See the Academic Policies section.

Spring 2009 Fee Charts

Fees are subject to revision without notice

The charges below include the Educational Fee, University Registration Fee, professional school fees, and tuition charges as well as UCLA campus-based fees which are assessed to all full-time students. The charges are flat fees based on enrollment status (e.g., undergraduate, graduate student, professional school student), not the number of enrolled units. They do not include additional course or unit-based fees such as the IEI Fee or course materials fees that may be assessed for enrollment in selected courses, room and board costs for living on campus, or books and supplies. Summer Sessions has a separate fee schedule; see <http://www.summer.ucla.edu>. For information on reduced fee programs see <http://www.registrar.ucla.edu/soc/registration.htm#reduced>.

The amounts shown in this document represent fees as currently approved. However, all University fees are subject to change, and the fee amounts billed for this period may be adjusted at a future date. See <http://www.registrar.ucla.edu/fees/> for updated fee information.

	Graduate Academic Students/Quarter		Undergraduate Students/Quarter		D.D.S. Students/Quarter	
	Resident	Nonresident	Resident	Nonresident	Resident	Nonresident
University Registration Fee	\$ 288.00	\$ 288.00	\$ 288.00	\$ 288.00	\$ 288.00	\$ 288.00
Educational Fee ^a	2,374.00	2,478.00	2,087.00	2,283.00	2,068.00	2,068.00
Undergraduate Students Association Fee			40.46	40.46		
Green Initiative Fee ^b			4.00	4.00		
Graduate Students Association Fee	13.00	13.00			13.00	13.00
Graduate Writing Center Fee ^b	4.00	4.00			4.00	4.00
Ackerman Student Union Fee	14.50	14.50	14.50	14.50	14.50	14.50
Ackerman/Kerckhoff Seismic Fee ^c	38.00	38.00	38.00	38.00	38.00	38.00
Wooden Center Fee	15.00	15.00	15.00	15.00	15.00	15.00
Student Programs, Activities, and Resource Center Fee	31.00	31.00	31.00	31.00	31.00	31.00
Student Health Insurance Plan	446.00	446.00	252.00	252.00	446.00	446.00
Nonresident Tuition ^d		4,898.00		6,673.00		4,082.00
Mandatory Fees	\$3,223.50	\$8,225.50	\$2,769.96	\$9,638.96	\$2,917.50	\$6,999.50
Professional School Fee ^e					6,029.00	5,273.00
Course Materials Fee ^f					394.00	394.00
Total Mandatory Fees					\$9,340.50	\$12,666.50

- Exact per-quarter fee is \$2,087.33; \$2,088 is charged in Fall Quarter and \$2,087 is charged in Winter and Spring Quarters.
- Per University policy, 25 percent of this campus-based compulsory fee is used for local, need-based financial aid.
- Exact per-quarter fee is \$37.66; \$37 is charged in Fall Quarter and \$38 is charged in Winter and Spring Quarters.
- Exact per-quarter fee is \$4,081.66; \$4,081 is charged in Fall Quarter and \$4,082 is charged in Winter and Spring Quarters. Nonresident tuition for graduate students advanced to doctoral candidacy is reduced by 100%. The reduced fee is applicable for a maximum of nine quarters.
- Nonresident exact per-quarter fee is \$5,272.66; \$5,272 is charged in Fall Quarter and \$5,273 is charged in Winter and Spring Quarters.
- Dentistry fee is called Gown and Instrument Fee.

Spring 2009 Fee Charts

Fees are subject to revision without notice

The charges below include the Educational Fee, University Registration Fee, professional school fees, and tuition charges as well as UCLA campus-based fees which are assessed to all full-time students. The charges are flat fees based on enrollment status (e.g., undergraduate, graduate student, professional school student), not the number of enrolled units. They do not include additional course or unit-based fees such as the IEI Fee or course materials fees that may be assessed for enrollment in selected courses, room and board costs for living on campus, or books and supplies. Summer Sessions has a separate fee schedule; see <http://www.summer.ucla.edu>. For information on reduced fee programs see <http://www.registrar.ucla.edu/soc/registration.htm#reduced>.

The amounts shown in this document represent fees as currently approved. However, all University fees are subject to change, and the fee amounts billed for this period may be adjusted at a future date. See <http://www.registrar.ucla.edu/fees/> for updated fee information.

	M.B.A. Students/Quarter		M.S.N. Students/Quarter		D.Env., M.P.H., and Dr.P.H. Students/Quarter		M.P.P. Students/Quarter	
	Resident	Nonresident	Resident	Nonresident	Resident	Nonresident	Resident	Nonresident
University Registration Fee	\$ 288.00	\$ 288.00	\$ 288.00	\$ 288.00	\$ 288.00	\$ 288.00	\$ 288.00	\$ 288.00
Educational Fee	2,068.00	2,068.00	2,068.00	2,068.00	2,374.00	2,478.00	2,374.00	2,478.00
Graduate Students Association Fee	13.00	13.00	13.00	13.00	13.00	13.00	13.00	13.00
Graduate Writing Center Fee ^a	4.00	4.00	4.00	4.00	4.00	4.00	4.00	4.00
M.B.A. Activities Fee	25.00	25.00						
Ackerman Student Union Fee	14.50	14.50	14.50	14.50	14.50	14.50	14.50	14.50
Ackerman/Kerckhoff Seismic Fee ^b	38.00	38.00	38.00	38.00	38.00	38.00	38.00	38.00
Wooden Center Fee	15.00	15.00	15.00	15.00	15.00	15.00	15.00	15.00
Student Programs, Activities, and Resource Center Fee	31.00	31.00	31.00	31.00	31.00	31.00	31.00	31.00
Student Health Insurance Plan	446.00	446.00	446.00	446.00	446.00	446.00	446.00	446.00
Nonresident Tuition ^c		4,082.00		4,082.00		4,082.00		4,082.00
Mandatory Fees	\$2,942.50	\$7,024.50	\$2,917.50	\$6,999.50	\$3,223.50	\$7,409.50	\$3,223.50	\$7,409.50
Professional School Fee ^d	7,350.00	5,664.00	1,228.00	1,228.00	1,514.00	1,514.00	1,514.00	1,514.00
Course Materials Fee	325.00	325.00						
Total Mandatory Fees	\$10,617.50	\$13,013.50	\$4,145.50	\$8,227.50	\$4,737.50	\$8,923.50	\$4,737.50	\$8,923.50

- Per University policy, 25 percent (\$1.00 per quarter, \$1.50 per semester) of this campus-based compulsory fee is used for local, need-based financial aid.
- Exact per-quarter fee is \$37.66; \$37 is charged in Fall Quarter and \$38 is charged in Winter and Spring Quarters.
- Exact per-quarter fee is \$4,081.66; \$4,081 is charged in Fall Quarter and \$4,082 is charged in Winter and Spring Quarters.
- M.B.A. students: Resident exact per-quarter fee is \$7349.66; \$7349 is charged in Fall Quarter and \$7,350 is charged in Winter and Spring Quarters. M.S.N. students: exact per-quarter fee is \$1,228.33; \$1,229 is charged in Fall Quarter and \$1,228 is charged in Winter and Spring Quarters. D.Env., M.P.H., Dr.P.H., and M.P.P. students: exact per-quarter fee is \$1,513.66; \$1,513 is charged in Fall Quarter and \$1,514 is charged in Winter and Spring Quarters.

Spring 2009 Fee Charts

Fees are subject to revision without notice

The charges below include the Educational Fee, University Registration Fee, professional school fees, and tuition charges as well as UCLA campus-based fees which are assessed to all full-time students. The charges are flat fees based on enrollment status (e.g., undergraduate, graduate student, professional school student), not the number of enrolled units. They do not include additional course or unit-based fees such as the IEI Fee or course materials fees that may be assessed for enrollment in selected courses, room and board costs for living on campus, or books and supplies. Summer Sessions has a separate fee schedule; see <http://www.summer.ucla.edu>. For information on reduced fee programs see <http://www.registrar.ucla.edu/soc/registration.htm#reduced>.

The amounts shown in this document represent fees as currently approved. However, all University fees are subject to change, and the fee amounts billed for this period may be adjusted at a future date. See <http://www.registrar.ucla.edu/fees/> for updated fee information.

	Theater, Film, and Television M.F.A. Students/Quarter		J.D. Students/Semester		M.D. Students/Semester	
	Resident	Nonresident	Resident	Nonresident	Resident	Nonresident
University Registration Fee	\$ 288.00	\$ 288.00	\$ 432.00	\$ 432.00	\$ 432.00	\$ 432.00
Educational Fee	2,068.00	2,068.00	3,102.00	3,102.00	3,102.00	3,102.00
Graduate Students Association Fee	13.00	13.00	19.50	19.50	19.50	19.50
Graduate Writing Center Fee ^a	4.00	4.00	6.00	6.00	6.00	6.00
Ackerman Student Union Fee	14.50	14.50	21.75	21.75	21.75	21.75
Ackerman/Kerckhoff Seismic Fee ^b	38.00	38.00	56.50	56.50	56.50	56.50
Wooden Center Fee	15.00	15.00	22.50	22.50	22.50	22.50
Student Programs, Activities, and Resource Center Fee	31.00	31.00	46.50	46.50	46.50	46.50
Student Health Insurance Plan	446.00	446.00	669.00	669.00	669.00	669.00
Special Law/Medicine Fee			188.00	188.00	188.00	188.00
Nonresident Tuition ^c		4,082.00		6,122.50		6,122.50
Mandatory Fees	\$2,917.50	\$6,999.50	\$4,563.75	\$10,686.25	\$4,563.75	\$10,686.25
Professional School Fee ^d	2,253.00	2,253.00	10,537.50	9,675.50	7,492.00	7,492.00
Course Materials Fee ^e for students admitted Fall 2006 and earlier			300.00	300.00		
Total Mandatory Fees	\$5,170.50	\$9,252.50	\$15,401.25	\$20,661.75	\$12,055.75	\$18,178.25
Course Materials Fee ^e for students admitted Fall 2007 and later			400.00	400.00		
Total Mandatory Fees			\$15,501.25	\$20,761.75		
Course Materials Fee ^e for students admitted Fall 2008 and later			450.00	450.00		
Total Mandatory Fees			\$15,551.25	\$20,811.75		

- Per University policy, 25 percent (\$1.00 per quarter, \$1.50 per semester) of this campus-based compulsory fee is used for local, need-based financial aid.
- Exact per-quarter fee is \$37.66; \$37 is charged in Fall Quarter and \$38 is charged in Winter and Spring quarters.
- Exact per-quarter fee is \$4,081.66; \$4,081 is charged in Fall Quarter and \$4,082 is charged in Winter and Spring Quarters.
- Exact per-quarter fee is \$2,252.66; \$2,252 is charged in Fall Quarter and \$2,253 is charged in Winter and Spring Quarters.
- Law fee is called Materials and Technology Fee.

Miscellaneous Fees

Fees are subject to revision without notice. The amounts shown in this document represent fees as currently approved. However, all University fees are subject to change, and the fee amounts billed for this period may be adjusted at a future date. See <http://www.registrar.ucla.edu/fees/> for updated fee information.

Application and Admissions	
Acceptance of admission fee (applies toward undergraduate registration fees; nonrefundable)	\$100.00
Application fee—undergraduate U.S. citizens and permanent residents (includes intercampus transfers)	60.00
Housing application fee	30.00
Readmission application fee	60.00
Late readmission application fee	15.00
BruinCard Replacement	
Lost	21.00
Damaged	6.00
Collections	
BAR delinquent collection fee	20.00
Returned check collection	25.00
Returned registration fee check collection	75.00
Courses and Study Lists	
Change in Study List (per course)	5.00
Change in Study List after published dates (per course)	20.00
Late filing of Study List	50.00
Penalty fee (approved exceptions to published deadline)	15.00
Removal of I grade (per course)	5.00
Retroactive Change of Official Study List fee	35.00
Retroactive Drop fee	
College of Letters and Science	50.00
HSSEAS, SOAA, TFT	35.00
Commencement apparel and announcement rental/purchase	
See current individual and package pricing in the Graduation Etc. department of the UCLA Store or see the Graduation Etc. webpage	
Course Materials and Supplies	
Athletic supplies not returned—charges assessed based on actual replacement costs	
Breakage—charges assessed by departments based on actual replacement costs	
Course Materials fee (nonrefundable)	
Instructional Enhancement Initiative fee (designated Letters and Science courses)	(per unit) 6.00
Instructional Enhancement Initiative fee (HSSEAS undergraduate courses)	(per unit) 7.00
Materials Use fee (per course)	
Biomedical Engineering CM103, CM203	20.00
Chemistry 14BL	43.00
Chemistry 14CL	49.00
Chemistry 20L	48.00
Chemistry 30AL	50.00
Chemistry 30BL, 30CL, 136, 144, C174	60.00
Chemistry 114, 114H, 154, 184, C274	45.00
Chemistry 153L	56.00
Ecology and Evolutionary Biology 105, 128, 162	25.00
Ecology and Evolutionary Biology 110, M158	45.00
GE Clusters 23A	110.00
GE Clusters 23B	110.00
Life Sciences 2, 3	10.00
Molecular, Cell, and Developmental Biology 104	67.00
Molecular, Cell, and Developmental Biology 155	45.00
Microbiology, Immunology, and Molecular Genetics C120, C220	45.00
Microbiology, Immunology, and Molecular Genetics 103L	110.00
Neuroscience 101L	22.90
Physiological Science CM103, CM203	20.00
Physiological Science 13, 107, 111L, 153, M158, 166	45.00
Psychology 116	50.00
Degrees	
Declaration or change of bachelor's degree candidacy after 160 units (172 units for Engineering students)	20.00
Diploma—duplicate or special order	75.00
In absentia degree processing fee (undergraduate)	100.00
Late declaration of candidacy in graduating term fee	15.00
Mail Diploma—U.S.	8.00
Mail Diploma—International	19.00
Examinations	
Credit by examination	5.00
UC Analytical Writing Placement Examination (formerly Subject A Placement Examination) (undergraduates only)	55.00

Miscellaneous Fees

Fees are subject to revision without notice. The amounts shown in this document represent fees as currently approved. However, all University fees are subject to change, and the fee amounts billed for this period may be adjusted at a future date. See <http://www.registrar.ucla.edu/fees/> for updated fee information.

Failure to empty locker within specified period	5.00
Health Plans	
Cancellation of Student Health Insurance Plans	20.00
Student Health missed appointment	20.00
Late Fees	
Late payment of registration fees	50.00
Late repayment of student short-term loans	10.00
Penalty fee (approved exceptions to published deadline)	15.00
Registrar's Documents	
Certificate of Completion	10.00
Special processing fee	25.00
Copies or transmission	
Fax charge (domestic)	5.00
Fax charge (international)	10.00
Photocopies (per page)	.25
Good Student Auto Insurance Certification	8.00
Service fee for cancellation of registration and 100% refunds	10.00
Transcripts	
Transcript of record, academic or enrollment verification (official, per copy, for student only)	8.00
Same-day processing service (per addressee)	10.00
Special handling	15.00
Special mailing fees vary; consult Registrar's Office Academic Record Services	
Verifications for third party through National Student Clearinghouse only; fees vary	

GRADUATE STUDENTS ONLY

Application and Admissions	
Acceptance of admission deposit, new M.B.A. students, AGSM (applies toward registration fees; nonrefundable)	\$ 500.00
Acceptance of admission deposit, School of Dentistry (applies toward registration fees; nonrefundable)	1000.00
First acceptance of admission deposit, new J.D. and S.J.D. students, School of Law (applies toward registration fees; nonrefundable)	500.00
Second acceptance of admission deposit, new J.D. and S.J.D. students, School of Law (applies toward registration fees; nonrefundable; effective for Fall 2009 admissions)	500.00
Application fee—U.S. citizens and permanent residents (effective for Fall 2009 applications)	70.00
Candidacy for doctoral degree	90.00
Doctoral dissertation copyright fee (optional)	45.00
Filing fee for master's thesis or doctoral dissertation (half the quarterly registration fee)	144.00

INTERNATIONAL STUDENTS ONLY

Application and Admissions	
Application fee—undergraduate	\$ 70.00
Application fee—graduate (effective for Fall 2009 applications)	90.00

Course Materials Fees

The College of Letters and Science and the UCLA professional schools assess course materials fees to cover the cost of equipment and to help offset the costs of providing course websites and computer laboratories. Depending on how the fees were approved, they are assessed with registration fees or after Friday of the fourth week of the quarter.

The Materials Use fee (sometimes known as a lab fee) and Instructional Enhancement Initiative fee (IEI) are course materials fees that are assessed by course unit at the end of the fourth week of the quarter. Students are responsible for ensuring that all Study List errors

and omissions are corrected prior to the end of the second week. Students are assessed these fees regardless of major. Students who are approved for "Late Add" enrollment after the third week of classes are required to pay course material fees. The fees are billed once a quarter through BAR and are non-refundable once assessed.

Education Abroad Program reciprocity students and CAPPP (Washington Internship) students are exempt from the IEI fee. For more information about the IEI fee, see the UCLA Online section of this *Schedule*. For a listing of fee amounts, see Course Materials and Supplies in the Miscellaneous Fees chart of this *Schedule* or <http://www.registrar.ucla.edu/fees/>.

Billing

Fee Disclaimer

Fees shown represent the amounts currently estimated for this quarter. Every effort will be made to keep fees at this level for the term. However, given continuing budget uncertainties, circumstances may require an adjustment in these amounts during the term.

BAR Accounts and Charges

All students are assigned a BAR (Billing and Accounts Receivable) account. A BAR account records all charges and payments (excluding housing) associated with registration along with other service charges that are assessed to students. Accounts are administered electronically (eBill, through URSA).

Students must pay all charges in full by the 20th of the month following the posting date of the charge. Registration fee payment deadlines are as follows:

Fall Term	September 20
Winter Term	December 20
Spring Term	March 20

If the 20th falls on a weekend or holiday, the due date is the last business day prior to the 20th. After the payment deadline, students are assessed a delinquent fee.

If registration fees are not paid in full by the payment deadline, a late registration fee is assessed, and classes are dropped in accordance with the drop class deadline (see the Calendar section). Note: the Student Health Insurance Plan (SHIP) fee is part of registration fees and is due and payable at the time registration fees are paid. For information about waiving the SHIP fee, see <http://www.studenthealth.ucla.edu>.

Failure to settle financial obligations with the University may result in a hold being placed on the student's record. Such a hold could affect registration, enrollment, financial aid, campus services, and release of academic transcripts. See the Registration section for additional information about holds.

Students with a valid e-mail address established in URSA receive twice-monthly courtesy e-mail reminders prior to payment deadlines.

Students can give select URSA access to parents, guardians, or other third parties whom they want to view their student information and even make BAR bill payments. See the URSA section for more information.

Methods of Payment

eBill

BAR accounts are administered electronically (eBill) through URSA. Monthly financial activity is displayed for the current month, as well as account activity for the last 24 months. URSA also provides a link to the Student Financial Services website (<http://www.sfs.finance.ucla.edu/ebills.asp>) where students can find important communications from the university regarding registration and university policies. Students can pay their BAR account electronically using electronic checks or Visa, MasterCard, Discover Card, or American Express credit cards. Students can also print a remittance document from the eBill webpage and mail payments with a check or money order.

UCLA converts checks into electronic payments. Those who wish to opt out of this process should send e-mail to Student Financial Services at asksfs@finance.ucla.edu for instructions.

In-Person Payment

Students may make payments in person by check, cash, or debit card only at the Administrative Main Cashier Office located at 1125 Murphy Hall, 9 a.m. to 5 p.m. weekdays. See <http://www.sfs.finance.ucla.edu>. Fax payments are not accepted.

Returned Check Policy

Returned Check Fine. The returned check fee is \$25.

Cash Only Policy for Returned Check Writers. Any person who has more than two checks returned unpaid to the university is placed on a cash-only basis (i.e., cash, credit card, cashier's check, or money order) for all future transactions. A letter will be mailed to the current mailing/billing address on file if this threshold is met, and no future checks will be accepted. The Administrative Main Cashier is not responsible for delivery of mail or the accuracy of the address on file.

Enforcement of Cash-Only Policy. Check payments made in person at the Administrative Main Cashier will not be accepted from customers who have been placed on a cash-only basis. Check payments mailed to the Remittance Processing Center by customers on a cash-only basis will be accepted, but credit will not be posted to their BAR account for two weeks.

Financial Aid Distribution

The Financial Aid System automatically credits BAR accounts of students who receive financial aid. Registration fees and other outstanding UCLA debts, such as student health or laboratory fees, are deducted. Students must be enrolled at least half time to receive financial aid disbursements. See the Financial Support section.

BruinDirect

With BruinDirect, BAR system refunds are deposited electronically to student bank accounts. Direct deposit of financial aid refunds is required by federal regulation. Students are notified of transactions by e-mail before each deposit is made. BruinDirect refunds are processed daily, and are always faster than check refunds.

Students not currently enrolled in BruinDirect may complete an authorization form online at <http://www.sfs.finance.ucla.edu> or pick up a form at the Administrative Main Cashier Office in 1125 Murphy Hall.

Medical Insurance Waivers

As a condition of registration, UCLA requires all students to have qualified medical insurance. The UCLA Student Health Insurance Plan (SHIP) fulfills this requirement and its fee is billed through BAR. Students who are already covered by a qualified health insurance policy may have this fee waived if qualifying information is submitted by the fee payment deadline each term. All SHIP waivers must be submitted through the Arthur Ashe Student Health and Wellness Center website at <http://www.studenthealth.ucla.edu>.

Financial Support

Financial support at UCLA is handled by the Financial Aid Office, Loan Services Office, and Graduate Student Support Office. Students and their families should also be aware of tax benefits that could help offset the cost of fees and tuition.

Financial Aid Office

A129J Murphy Hall
9 a.m. to 5 p.m. weekdays
(310) 206-0400
<http://www.fao.ucla.edu>
e-mail: finaid@saonet.ucla.edu

At the Financial Aid Office students can

1. Obtain information on grants, loans, undergraduate scholarships, and work-study
2. Get counseling on how to prepare the Financial Aid Application (FAFSA) and supporting documents
3. Report changes in their financial situation
4. Pick up petition and revision forms
5. Submit all requested documentation

Financial Aid Application

To apply for financial aid, students must complete the Free Application for Federal Student Aid (FAFSA) at <http://www.fafsa.ed.gov>. Applications are available in early January and the priority filing deadline is March 2. Applicants completing the FAFSA after the March 2 deadline will be considered for limited funding.

Students attending Summer Sessions and in need of financial aid must submit a summer financial aid application in addition to the FAFSA. They are available at <http://www.fao.ucla.edu> on April 1, and must be submitted by April 30 for on-time consideration.

Financial Aid Online Services

The Financial Aid Office website (<http://www.fao.ucla.edu>) provides full service information to students. In addition to information about applying for, evaluating, and awarding financial aid, the website allows students to access and print important publications and required forms. Students can also use the site to access MyFAO which houses their electronic Financial Aid Notification (eFAN), financial aid file status information, missing information requests, summer financial aid application, and renewal scholarship application. An electronic bulletin board highlighting important events and upcoming deadlines also appears on the website, as well as important links to grants, scholarships, and loan programs.

The Financial Aid Office uses e-mail as its primary method of communicating with students. Students will be notified electronically if additional documentation is required to complete their file, when they have been awarded financial aid and have an eFAN available for review, and for other important events that require student interaction. To ensure that students receive all important notifications, it is imperative to maintain a valid e-mail address on URSA.

Financial Aid Distribution through BAR

UCLA uses a central Billing and Receivables (BAR) system to process bills and payments, including financial aid. Each student is assigned an individual BAR account. See the Billing section for methods of payment. Statements list charges, such as registration fees, health insurance, or outstanding debts, and may include anticipated financial aid activity and the amount of funds available for a refund.

The Financial Aid System automatically credits BAR accounts with students' financial aid. Students must, however, be enrolled at least half-time (6 units for undergraduate and 4 units for graduate students) for financial aid to be credited to their BAR account. Certain holds may also prevent disbursement of aid to BAR.

BAR uses financial aid as a credit to pay student registration fees and most other outstanding UCLA debts (such as student health visits or recreational fees). BAR does not pay housing charges. Students who live on campus must make payment arrangements directly with the housing office.

Bank Loans and Electronic Processing

Federal Family Educational Loan Program (FFELP) loans include Federal Subsidized and Unsubsidized Stafford loans. These programs are outlined in the *FFELP Guide*, which explains how to apply for loans electronically. Loans processed electronically are credited to student accounts, and any credit balance can be transferred directly to personal checking or savings accounts using Bruin Direct (see below).

Another type of FFELP loan is the Parent Loan for Undergraduate Students (PLUS), which is explained in the *Parent PLUS Guide*. When parents apply for PLUS loans, they can have electronic disbursements sent to BAR, which pays registration fees and any outstanding debts, then forwards remaining funds to a specified student's account. Alternatively, parents may request paper PLUS checks, which are mailed to the borrower once the Loan Services Office verifies the student's half-time enrollment.

The Graduate Plus loan is available to graduate students. Graduate PLUS loans are processed electronically and disbursed to student accounts. More information is available in the *Graduate PLUS Guide*.

All loan guides are available at <http://www.fao.ucla.edu>.

BruinDirect

With BruinDirect students may have refund checks electronically transferred to a personal checking or savings account. The Financial Aid Office uses available financial aid to pay registration fees and any outstanding debts, then forwards remaining funds to the specified account.

BruinDirect enrollment information is available in the Administrative Main Cashier Office and Student Accounts Office. BruinDirect is not available to students if they selected a nonelectronic lender. Contact the Financial Aid Office for a list of preferred electronic lenders or see the FFELP/PLUS guides.

Scholarships for Undergraduate Students

The Undergraduate Scholarship Program at UCLA rewards academic excellence and promise, and provides assistance to students in need. A scholarship is expected to create opportunities for further academic growth and development.

Each scholarship is awarded for one academic year. A renewal of scholarship application must be submitted yearly. See <http://www.fao.ucla.edu> to complete the application online. The application is available on the Web in early January, and must be submitted by March 2 for the following academic year. Students must also apply for financial aid by submitting a Free Application for Federal Student Aid (FAFSA) at <http://www.fafsa.ed.gov>. Semifinalists in the Regents Scholarship competition are given preference for these awards.

Information about university and outside agency scholarship programs is at <http://www.fao.ucla.edu>. More information is on FastWeb (financial aid search through the Web), an interactive scholarship search database at <http://www.studentservices.com>.

Scholarship Resource Center. The Scholarship Resource Center (SRC) helps undergraduate students search for scholarship information. The SRC is open to all UCLA undergraduates, regardless of financial aid eligibility. The center provides referrals and serves as an information base for scholarships, fellowships, and endowments. The SRC works in conjunction with the Division of Honors and Undergraduate Programs, the Financial Aid Office, and the UCLA community.

Special features of the SRC include counseling for students in the application process, a small library of current scholarship books, a proofreading service for scholarship applications, computer access to various scholarship listings, and workshops and general information sessions. 233 Covell Commons, (310) 206-2875, <http://www.college.ucla.edu/up/SRC/>.

Unit Requirements

The Financial Aid Office checks units on the census date at the end of the third week of classes. Enrollment below half time on that date results in cancellation of aid and billing for funds received. Once aid is reduced or cancelled, it is not reinstated automatically if the unit count increases after the census date. Federal Pell Grants are not reinstated if the unit count increases after the census date.

For undergraduate students, half-time enrollment is 6 units. Some undergraduate awards (Federal Pell Grant, Cal Grant B Stipend, Academic Competitive Grant [ACG], and National Science and Mathematics Access to Retain Talent [SMART] grant) require full-time enrollment (12 units) to maintain maximum eligibility.

For graduate students, half-time enrollment is 4 units.

Maintaining Satisfactory Progress

Federal regulations require UCLA to establish, publish, and apply standards of satisfactory academic progress for financial aid eligibility. Students who fail to meet the standards become ineligible to receive financial aid until they are in compliance with these requirements. For more information, see *A Guide to Satisfactory Academic Progress*, available from the Financial Aid Office and online at <http://www.fao.ucla.edu> under the FAO Publications link.

Withdrawal and Cancellation

Students who decide not to enroll for one or more terms must notify the Financial Aid Office. Students are not entitled to receive financial aid for those terms.

For students who withdraw for a term, the Return of Federal Aid policy determines the amount of financial aid they are eligible to keep for that term. The calculation is based on the date students submit the official withdrawal form to their College/school or department.

The amount of financial aid students are entitled to keep is prorated based on the number of days they were enrolled. Any financial aid received in excess of the prorated eligibility must be repaid. Students who have completed 60 percent of the enrollment period at the time they withdraw are not required to return any funds for the term.

For more information about the exact amount of financial aid students are eligible to keep after withdrawal, see the *Guide to the Return of Federal Aid*, available in the Financial Aid Office and online at <http://www.fao.ucla.edu>.

For students who receive an administrative cancellation for a term, all financial aid for the effected term is cancelled. They are not entitled to receive any funds for the term and are expected to repay any amount received.

Students who withdraw or are cancelled for a term may have to reapply for Stafford and/or PLUS loans. They should contact the Financial Aid Office and indicate the term they plan on returning to UCLA.

Loan Services Office

A227 Murphy Hall
9 a.m. to 5 p.m. weekdays
(310) 825-9864
<http://www.loans.ucla.edu>

Services offered by the Loan Services Office include

1. Disbursement of paper FFELP and auxiliary loan checks
2. Processing and disbursement of short-term loans 9 a.m. to 4:30 p.m. weekdays
3. Debt management session/exam and loan exit interview administration

Loan Fund Distribution

Students who wish to pick up a paper loan check must present a valid driver's license, state ID card, military ID, or passport and have no outstanding financial holds on their records in order to receive the check.

Unit Requirement for Loans

According to federal regulations, undergraduate students must be enrolled in at least 6 units and graduate students in at least 4 units continuously throughout the stated loan period to receive loan funds. This information is verified before loans are distributed. If a student withdraws or carries insufficient units during the stated loan period, any remaining loan funds are returned to the lender, any remaining portion of the loan is cancelled, and the student may be billed for funds already received. In such cases, students must reapply for a new FFELP loan that reflects the new loan period. For more information, contact the Financial Aid Office.

Federal Family Educational Loan Program

Federal Family Educational Loan Program (FFELP) loans come from banks and are issued each term based on a student's application date.

Electronic Fund Transfer (EFT) FFELP loans are disbursed through BAR. Current registration and all outstanding University debts are deducted from the student's loan funds before the remaining balance (or refund) is distributed. See "BruinDirect" in this section concerning direct deposit of BAR refunds.

Non-EFT FFELP loan checks are available at the beginning of each term at the Loan Services Office. Non-EFT FFELP loan checks are held for pick up for thirty (30) days, then returned to the lender.

Students must notify the Registrar, the Loan Services Office, and their FFELP lender in writing within 10 days if they

1. Drop below half-time status, withdraw from UCLA, or transfer to another school
2. Change their address or telephone number, graduation date, name, and/or Social Security number (notify the Registrar's Office, either through URSA at <http://www.ursa.ucla.edu> or in person at 1113 Murphy Hall)

UCLA Borrower Requirement

Federal regulations governing the student loan programs require that anyone borrowing student loans at UCLA must complete an online debt management session/exam prior to receiving loan funds. This

online session/exam explains the rights and responsibilities associated with loans and provides solutions for minimizing debt loads. Until this requirement is fulfilled, a University hold will prevent loan funds from being disbursed. For more information, see <http://www.loans.ucla.edu>.

Exit Interview Requirement

Students who have ever received a long-term university-based loan and are about to graduate, transfer, withdraw, or take a leave of absence from UCLA are required to complete loan exit interview documents with the Loan Services Office, A227 Murphy Hall, (310) 825-9864.

Short-Term Loans

Interest-free loans are available in the Loan Services Office. Applications are accepted in person only. To qualify for such loans, students must be currently enrolled at UCLA with sufficient accepted funding to cover current quarter or semester registration fees, and have no record of a defaulted short-term loan within the past year. Applicants must present one of the following photo IDs: BruinCard, driver's license, state ID card, military ID, or passport. Three loan types are currently available:

1. **Emergency Loan:** A loan of up to \$200 for those who meet the above criteria.
2. **Living Expense Loan:** A loan of up to \$350 for those who meet the above criteria and are employed. Written employment verification must be submitted. Verification must be on company letterhead, show weekly hours worked, and be signed by the employed student's supervisor. Students employed by UCLA may use their current pay statement. If self-employed, the student's business license must be submitted.
3. **Financial Aid Advance:** A loan to bridge the gap between the awarding of current-term financial aid and the actual receipt of funds. Loans are generally made against delayed current-term federal Stafford, federal Perkins, university, and approved electronically-disbursed parent loan disbursements.

A short-term loan must be repaid on time or a late fee is assessed. The defaulted loan may be subject to further collection actions, and future loan eligibility may be jeopardized. Past-due short-term loans must be paid with cash, money order, or cashier's check in order to receive University services.

Graduate Student Support Office

1228 Murphy Hall
(310) 825-1025
<http://www.gdnet.ucla.edu>

Merit-Based Awards

Merit-based awards funded by the Graduate Division take the form of stipend, fee, and/or nonresident tuition awards. To receive these awards, students must return a signed offer letter and necessary supporting documentation to Graduate Student Support, 1228 Murphy Hall.

Fee Remissions

As a result of employment in an eligible academic apprentice personnel title, graduate students may receive certain fee remissions. Eligibility is determined by the following criteria:

1. Appointment(s) must be at least 25 percent time, not to exceed 50 percent time, and only under eligible title codes (students should see their departments or the Academic Apprentice Per-

sonnel Manual for Students at <http://www.gdnet.ucla.edu/gss/appm/aapmstudent.pdf> for specific details).

2. Students must work at least 25 percent time during the term.
3. Students must register and enroll in a minimum of 12 units no later than the third week of instruction.
4. Cumulative GPA must be 3.0 or better.

Fee Deferrals

Academic apprentice personnel can obtain a Fee Deferral from their department to extend the registration fee and nonresident tuition payment deadline by approximately two months. It is the students' responsibility to pay back the deferral with either personal funds or a fee award credited to their accounts. Students who do not meet the extended deadline are charged a late fee.

Medical Insurance Plan Premiums

The mandatory insurance premium is paid for all eligible academic apprentice personnel. Students should not waive health insurance if they want the premium paid as part of their employment. To waive GSHIP, submit the online waiver before the original registration fee payment deadline. A waiver cannot be reversed during the term even if students have been given a fee deferral.

Extramural Support

The Graduate and Postdoctoral Extramural Support (GRAPES) database contains information on over 500 awards for graduate study, dissertation research, travel grants, and postdoctoral research. GRAPES is available at <http://www.gdnet.ucla.edu/grpinst.htm> or from the Graduate Outreach, Diversity and Fellowships Office, 1252 Murphy Hall, (310) 825-3521.

Educational Tax Benefits

A number of educational tax benefits may have an impact on the federal income tax liability of students and their families. To assist the Internal Revenue Service (IRS) monitor eligibility for tax credits, UCLA must provide certain information to the IRS on its students. A brief summary of the provisions that may apply to students in attendance at UCLA follows:

Hope Scholarship Tax Credit is a nonrefundable tax credit up to a maximum amount of \$1,650 for qualified tuition and fees paid by or on behalf of a student. The credit is generally available for students in their first two years enrolled at least half time in coursework leading to a recognized degree or certificate.

Lifetime Learning Credit is a nonrefundable credit equal to 20 percent of the first \$10,000 of qualified tuition and fees paid by or on behalf of a student in years in which the Hope Scholarship Credit is not claimed. The credit is generally available for students enrolled in coursework leading to a recognized degree or certificate. Individuals enrolled in coursework to acquire or improve job skills may also be eligible for the Lifetime Learning Credit.

Student Loan Interest Deduction is a federal income tax deduction for an amount up to \$2,500 in interest paid on loans incurred to pay qualified education expenses.

As required by law, UCLA will report to the IRS the identity of students who have paid educational fees that may be eligible for the Hope Scholarship or Lifetime Learning Credit. The university must report the following:

1. student social security number, name, street address, city, state, and ZIP code
2. billed amount for qualified tuition and related expenses
3. adjustments to qualified tuition and related expenses for a prior year

4. scholarships or grants
5. adjustments to scholarships or grants for a prior year
6. half-time student status
7. graduate student status

On or before February 1 of the current tax year, students will receive a corresponding report. Any questions regarding information printed on this form should be directed to TCRS, the University of California's

education tax credit reporting service, at their toll free number (877) 467-3821, or see <http://www.tcrs.com>.

To find out if you qualify for benefits under these or other provisions of the Taxpayer Relief Act, contact a tax consultant or call the Internal Revenue Service. **The University of California is not authorized to respond to tax questions.**

More information is available at <http://www.ed.gov/offices/OPE/PPI/HOPE/index.html>.

Sponsored Student Information

Type of Aid	Authorized Issuing Office	Location
Air Force ROTC	Student Accounts	1121 Murphy Hall
Army ROTC	Military Science Student Accounts	120S Student Activities Ctr 1121 Murphy Hall
Athletic Grant-in-Aid	Athletic Department	Morgan Center
California Grant A and Grant B	Financial Aid Office	A129J Murphy Hall
California Scholarship Commission – Graduate	Graduate Student Support	1228 Murphy Hall
Chancellor's or Regents Fellowship – Nonresident	Graduate Student Support	1228 Murphy Hall
Child of Deceased Fireman or Lawman	Registrar's Office	1113 Murphy Hall
Contractual Credential Candidate – Nonresident	Registrar's Office	1113 Murphy Hall
Departmental Sponsorship (includes any traineeship paid through the department)	Respective Departments	Various
Education Abroad Student (from University Abroad)	Education Abroad Office	B300 Murphy Hall
Faculty Dependent – Nonresident	Registrar's Office	1113 Murphy Hall
Graduate Student Studying Out of State	Graduate Student Support	1228 Murphy Hall
International Student on Nonimmigrant Visa with Letter from Sponsor (unless TA or departmental sponsorship)	Student Accounts	1121 Murphy Hall
Military Dependent – Nonresident	Registrar's Office	1113 Murphy Hall
National Service Trust	Student Accounts	1121 Murphy Hall
Navy ROTC – Five-Term	Naval Science Student Accounts	120T Student Activities Ctr 1121 Murphy Hall
NDEA and NSF Fellowship Holders	Graduate Student Support	1228 Murphy Hall
Nonacademic University Employee – Full Time (see Staff Personnel Policy 260)	Campus Human Resources	200 UCLA Wilshire Center
Outside Agencies (private industries, clubs, and organizations)	Student Accounts	1121 Murphy Hall
Resident Reclassifications	Registrar's Office	1113 Murphy Hall
Scholarships	Financial Aid Office	A129J Murphy Hall
State Rehabilitation Service	Office for Students with Disabilities Student Accounts	A255 Murphy Hall 1121 Murphy Hall
TA, Associate or Acting Instructor – Nonresident (students must pay if waiver is denied)	Respective Departments	Various
TA, Associate or Acting Instructor, Research Assistant or Postgraduate	Respective Departments	Various
Undergraduate Nonresident Tuition (10 units or less)	College or School Office	Various
Undergraduate Reduced Educational Fee (10 units or less)	College or School Office	Various
Undergraduate Scholarships	Financial Aid Office	A129J Murphy Hall
Veterans, Veteran's Dependent	Registrar's Office	1113 Murphy Hall

Enrollment

Enrolling in Classes

See the Class Listings section for class times, rooms, instructors, and other enrollment information. For updated listings, see the online *Schedule of Classes*. See the Class Listings section and your school or College advisers (listed in the Academic Counseling section) to assemble a program of courses.

Plan two or three alternate programs in case your first choice of courses is not available. Do not choose two courses in the same final examination group (see the final examination chart in the Class Listings section) or select classes that conflict in meeting times. If conflicts are unavoidable, consult with the instructor of each course at the first class meeting.

Hepatitis B Vaccine Requirement

The California State Legislature requires as a condition of enrollment that students 18 years and younger demonstrate immunity from hepatitis B. The Ashe Center offers the hepatitis B vaccine to eligible students. Students who have not had the vaccine should start the series before their first term begins. Because this is a state requirement, students who have not completed the immunization series and submitted proof of completion to the Ashe Center by the time their third term begins will have a hold placed on their records.

Proof of compliance with the requirement is electronic through the Ashe Center website at <http://www.studenthealth.ucla.edu>.

URSA Enrollment

University Records System Access (URSA) enables UCLA students to acquire information from their University academic records and to enroll in classes. Use URSA at <http://www.ursa.ucla.edu> to determine assigned appointment periods; enroll in classes; add, drop, exchange, or change the grading basis of classes; join a wait list; view and download Study Lists; and set up third-party views. Students enroll during appointment times which they obtain through URSA.

See the URSA section for more information on services and features.

Enrollment Appointments

Enrollment appointments are based on class level and assigned within the time and dates shown on the chart at the end of this section or at <http://www.registrar.ucla.edu/soc/enrollappt.htm>.

Current-term degree candidates must redeclare candidacy for a later term to receive enrollment appointment times for future terms.

Undergraduate Student Enrollment

A two-pass system is used for UCLA's 25,000 undergraduates to ensure that everyone has the opportunity to enroll in required premajor, major, and GE courses and to graduate.

Undergraduates eligible to enroll for the next term enroll on URSA during two randomly-assigned appointments, which fall within pass periods that are prioritized as follows:

1. Students in priority groups
2. Seniors with 160 or more units
3. New and reentering students eligible for advance payment and/or enrollment

4. Seniors with less than 160 units
5. Juniors with less than 135 units
6. Sophomores with less than 90 units
7. Freshmen with less than 45 units

When determining class level, a student's current term units are included and enrollment appointment times are assigned based on that projected classification. To receive a graduating senior appointment time, 160 units must be completed *prior* to the current term. Projected class level is also used if course enrollment is restricted to a certain class level. Projected class level is indicated on URSA when a student checks his or her individual enrollment appointment times.

URSA does not allow students to enroll before their specified time and informs them of their correct appointment day and time.

Changes in the appointment sequence are made only to correct an appointment based on an incorrect class level. To request an appointment change, go to 1113 Murphy Hall with a photo ID prior to the assigned appointment.

PRIORITY PASS. During their priority pass, students **may only enroll in 10 units** unless otherwise noted by their priority group. Students in a priority group who do not enroll during their priority pass appointment period must wait until their first pass appointment to enroll. Enrollment is not guaranteed during priority pass appointments.

Priority enrollment groups include eligible AAP students or those with special needs, Regents and Alumni Scholars, recruited scholarship recipients, Letters and Science Honors Programs participants, athletes in NCAA sports, qualified veterans, and students served by the Office for Students with Disabilities. Sections are carefully monitored during each priority group pass to ensure that any one group does not exceed 30 percent and that all groups do not exceed 50 percent of a section's spaces, in accordance with recommendations of a task force appointed by the Committee on Educational Policy.

NOTE: Priority pass students may only enroll in a **total** of 10 units during their priority *and* first passes.

FIRST PASS. During their first pass, students **may only enroll in 10 units**. This gives all undergraduates a better chance to obtain at least two courses needed toward graduation. Students who do not enroll during their first pass appointment period must wait until their second pass appointment to enroll.

SECOND PASS. During their second pass, students can add courses up to the maximum units allowed by their College or school. They can enroll from the beginning of the specified appointment day and time through midnight on Friday of the second week of classes, when wait lists are eliminated and Study Lists of enrolled courses become official. Students should be enrolled in courses with unit credit by that date to avoid paying the late Study List filing fee and obtaining instructor signatures and College/school approval on Enrollment Petitions (for more details, see "Official Study Lists").

After second pass appointments begin, undergraduates may

1. Use a Permission to Enroll (PTE) number (see "Enrollment in Restricted Classes") to enroll through URSA for restricted or closed classes. Undergraduates may submit approved major change forms that may affect enrollment in courses restricted to particular majors
2. Submit approved petitions for contract courses
3. Request enrollment in Passed/Not Passed (P/NP) courses over the eligible limit of units (URSA informs students if this applies)
4. Submit approval for an **excess unit** Study List

Graduate Student Enrollment

Law, Medicine, and Dentistry students enroll as instructed by their respective Student Affairs Offices.

All other graduate students eligible to enroll for the next term are randomly assigned one appointment time or pass and can use URSA from the beginning of the specified appointment time through midnight on Friday of the second week of classes. Students should be enrolled in courses with unit credit by the deadline to avoid the late filing of Study List fee and to avoid having to obtain instructor signatures.

Study List Limits

Study list maximums are

College of Letters and Science	19 units
School of Engineering	21 units
School of Nursing	20 units
School of the Arts and Architecture	20 units
School of Theater, Film, and Television	19 units

To enroll in more units than the maximum allowed, see the appropriate College or school office to make an Excess Study List request.

Wait Lists

Wait lists are maintained through Friday of the second week of classes unless a department deletes them earlier. This may happen on the first day of classes for some sections, especially laboratories. Check the notes under the course listing in the *Schedule of Classes*. Students should not assume they will be added to a class or dropped from a class (if, for example, they are number one or number 100 on the wait list). Students must drop themselves before the official Study List deadline if they do not want the class.

A wait-list position within 10 percent of enrollment capacity (for example, number five for a class of 50) indicates a good chance of being enrolled. Many students drop classes after the first meeting, at which point other students may enroll in the class or advance on the wait list. Sometimes departments increase the enrollment capacity of the class, which automatically enrolls additional students from the wait list. Check URSA before Friday of the second week of classes to determine wait-list status.

Students may move backward on wait lists if a class is overenrolled through the use of PTE numbers. For example, a student who is first on the wait list for a course that has an enrollment capacity of 100 and is not overenrolled may move from position 101/100 to 105/100 if four students with PTE numbers enroll. The student cannot be enrolled until five people drop the course and the enrolled number is less than the enrollment capacity.

Enrollment in Restricted Classes

Students may enroll through URSA in a restricted class if they get a five-digit PTE number. A PTE number is issued at the discretion of the instructor or department offering the class. When used with the nine-digit course ID, it guarantees enrollment through URSA. Inquire at the respective departmental office regarding any internal department procedures for receiving a PTE number.

PTE numbers may be issued in the following cases:

1. The department/instructor offering the class may authorize **selective enrollment** if the enrollment capacity is filled. This is at the instructor's discretion and may only be approved based on criteria established by the instructor and/or department

2. As an exception to published **restrictions** (consent of instructor, department consent, specified majors, class levels—freshmen only, juniors or above) in the *Schedule of Classes*
3. **Closed classes** (enrollment capacity reached). When the enrollment capacity is reached, students may choose to be on a wait list. They are moved into the class as enrolled students drop out or if the department increases the enrollment capacity

If the instructor/department assigns a PTE number, use the nine-digit course ID to enroll in the class through URSA. Note: Some instructors assign a PTE number and notify the student through URSA.

Enforced Requisites

Undergraduate students are prevented from enrolling in lower division Letters and Science courses with enforced requisites (as listed in the *UCLA General Catalog* or the online *Schedule of Classes*) if those requisites have not been met. Some courses with requisites may be in warning status, which allows enrollment but informs students that the course requisite has not been met. In the Class Listings section, courses with enforced requisites are notated with a Y in the ENF REQ column, located after the course title.

Students with transfer or AP credit that was not evaluated as equivalent to a specific requisite should consult the department offering the course for review of the transfer or AP credit as shown on their DPR. Decisions by the department concerning meeting requisites are final.

Impacted Courses

Courses that meet the criteria below and have been approved by the Faculty Executive Committee of the College or schools are designated as "impacted" courses.

1. Meet once a week and are difficult to complete if a student has not attended by the end of the second week of classes
2. Have high enrollment demand that deny qualified students enrollment because of limited resources
3. Have high instructor/student ratios, and/or
4. Involve large commitments of other resources

Each impacted course is clearly indicated in the Class Listings section by a Y in the IM (Impacted) column. In the online *Schedule of Classes*, the designation is listed under "Crns Info" or the "ID Number" which links to expanded information about a course.

Students cannot drop an impacted course after Friday of the second week of a term for other than exceptionally extenuating circumstances as described in "Drop Procedures."

Enrollment in Contract Courses

Students use MyUCLA to initiate a petition to enroll in a contract course. To start the process and obtain contract forms, students log in to MyUCLA, click on "Features" in the navigation bar, select "Academic" from the fly-out menu, and then select "Contract Courses." Contract forms are available for the following course numbers: Honors Contracts (89HC, 189HC), Student Research Program (99), USIE contracts (188SA, 188SB), and upper division tutorials (195-199). See the sample contract at <https://be.my.ucla.edu/contract/courses/CC.asp>.

Each form is customized for a specific course number. Before filling out the form, students need to prepare a short description of the proposed course of study, the nature of the faculty supervision, and the type of tangible evidence of work completed that will be presented at

the conclusion of the course. The name of the faculty mentor who is to supervise the course is also needed at the time the form is filled out. After this information is entered, print the form and obtain the necessary signatures.

For students pursuing an internship (course 195), consult with either a departmental adviser or the Center for Community Learning (A265 Murphy Hall) to determine which unit coordinates the internship. Internships coordinated through the Center for Community Learning require a site supervisor's signature.

After obtaining the signatures of the instructor and the instructor's department chair, students must check with the department of the course in which they are enrolling, or with their College or school, to confirm which of the following options to use to complete enrollment in the course:

1. Through the department by leaving the form for processing
2. Through the appropriate school by taking the form to
 - a. 6426 Boelter Hall for the Henry Samueli School of Engineering and Applied Science
 - b. 103 East Melnitz Building for the School of Theater, Film, and Television
 - c. 2-200 Factor Building for the School of Nursing
3. Through the Registrar's Office by taking the form to 1113 Murphy Hall

Note: Students setting up contracts with instructors in one of the 19 School of Medicine departments must (1) obtain the instructor's signature, (2) take the form to the instructor's department where a staff person will obtain the chair's (or chair designee's) signature, and (3) bring the completed form to the Registrar's Office for enrollment processing.

The deadline to enroll in a contract course without a fee is Friday of the second week of classes; to enroll with a fee, the deadline is Friday of the third week of classes.

Once a contract is processed, students can print out their Study List which serves as a record of enrollment.

Official Study Lists

A Study List is a record of all courses a student is enrolled in for a term. A registered student's Study List of enrolled courses becomes

official at midnight on Friday of the second week of classes and all wait lists are eliminated at that time.

Student Responsibility

Each student is responsible for all courses and the grading basis for each course, as listed on URSA, and cannot receive credit for courses not listed. Errors or omissions should be corrected before the College or school deadline for changes by petition. Unapproved withdrawal from or neglect of a course entered on the Study List results in a failing grade. URSA enrollment deadlines end at midnight on the published date (see the URSA appointment times chart below and the Calendar section). Study Lists should be checked through URSA after all enrollment transactions.

In planning courses for a term, students are responsible for avoiding class conflicts and avoiding conflicting or multiple same-day final examinations. See "Final Examination Policies" in the Class Listings section.

Study List Changes on URSA

Fees for adds and changes on URSA are automatically charged to a student's BAR account on a per-transaction basis. Anything submitted or requested as an exception to a published deadline is subject to a penalty fee. Approved retroactive enrollment requests are assessed a per-transaction fee. See the Calendar section for deadlines and see "Miscellaneous Fees" in the Registration section for all course transaction fees.

Undergraduate Study List Changes

Undergraduate students can make changes to their Study List through Friday of the second week without a fee. After Friday of the second week, when the Study List becomes official, undergraduate

TIMETABLE FOR STUDY LIST CHANGES ON URSA				
	Undergraduate Students		Graduate Students	
	No Fee	Fee	No Fee	Fee
Add a course	Weeks 1-2	Week 3 (with PTE)	Weeks 1-2	Weeks 3-10
Change variable units	Weeks 1-2	Weeks 3-4	Weeks 1-2	Weeks 3-10
Change grading basis	Weeks 1-2	Weeks 3-6	Weeks 1-2	Weeks 3-10
Drop a course	See drop reference chart			

students are charged a fee to make changes. The fees are assessed through BAR. See "Study List Changes on URSA."

For late enrollment transactions after the published deadlines, students should contact their respective counseling units for forms and procedures:

- College AAP students, 1209 Campbell Hall
- College athletes, Morgan Center
- College honors students, A311 Murphy Hall
- All other College students, A316 Murphy Hall
- Henry Samueli School of Engineering and Applied Science, 6426 Boelter Hall

- School of Arts and Architecture, 2200 Broad Art Center
- School of Theater, Film, and Television students, 103 East Melnitz Building
- School of Nursing, 2-200 Factor Building

Add a Course

Undergraduate students adding courses during the third week are assessed a per-course Change in Study List fee. For courses added after the official add deadline of Friday of the third week, they are assessed a per-course Change in Study List fee plus a per-course penalty fee. A PTE number is required if the class is closed or restricted. After week three, College or school approval is required to add a class. See "Miscellaneous Fees" for fee information.

Change Variable Units

Undergraduate students changing units through URSA on a variable unit class during third and fourth week are assessed a per-course change fee. After fourth week, students are assessed a per-course change fee plus a per-course penalty fee. After week four, College or school approval is required to make changes. See "Miscellaneous Fees" for fee information.

Drop a Course

Drop deadlines vary by College or school and the type of course (impacted or nonimpacted). See "Drop Procedures" and the drop reference chart below for more detailed information.

Note: Student athletes may not drop a class after the first day of class without their counselor's approval.

Change the Grading Basis of a Course

Undergraduate students changing the grading basis through URSA of an optionally graded course during weeks three through six are assessed a per-course change fee. Changes after Friday of sixth week require a petition; if approved, students are assessed a per-course change fee plus a per-course penalty fee. See "Changing Grading Basis" below for more detailed information; see "Miscellaneous Fees" for service fee information.

Graduate Study List Changes

Graduate students can use URSA to add, drop, change grading basis, or change variable units through the end of the last day of instruction. Fees are assessed through BAR after Friday of second week. See "Study List Changes on URSA" above.

Graduate students are assessed a per-course change fee when adding a course during the third week. They are also assessed a per-course change fee when dropping a course, changing variable units, or changing credit detail through Friday of tenth week. The official graduate add deadline is Friday of third week. For courses added after this date, graduate students are assessed a per-course change fee plus a per-course penalty fee and the enrollments are not counted toward departmental budget allocations. To add a course that is closed or restricted, students must input a valid PTE number.

Late Study Lists

Registered students who are not officially enrolled in courses for credit as of Friday of the second week of instruction must file a late Study List. Use an Enrollment Petition for this process.

A fee is charged for filing a late Study List after Friday of the second week of instruction as described under "Late Payment" in the Registration section. See "Miscellaneous Fees" for fee information. Fees are assessed through BAR.

1. Obtain the appropriate form: undergraduate students from the College or school advising unit; graduate students from a department adviser.
2. Obtain the necessary signatures and file the approved form at the processing locations noted on the Enrollment Petition form. Students are given a receipt of the approved/processed Study List and are responsible for all courses and grading basis as recorded.

Drop Procedures

Dropping a course may reduce a Study List below minimums required for full-time status, financial aid, the minimum progress requirement, and eligibility for residence halls and other services that require a specific enrollment status. The drop form reminds students about these requirements and the consequences that may be triggered if the petition is processed. It is each student's responsibility to meet enrollment unit requirements.

Dropping Nonimpacted Courses

Nonimpacted courses constitute the vast majority of courses and may be dropped on or before Friday of second week through URSA with no fee or transcript notation. Nonimpacted courses may be dropped during the third and fourth week through URSA with no transcript notation and a per-course change fee. Drops after Friday of fourth week are assessed a per-course change fee plus a per-course penalty fee. Drops after fourth week incur a transcript notation noting the week the class was dropped. See "Miscellaneous Fees" for fee information.

The drop periods for classes vary by College or school. See the drop reference chart.

Students in the College of Letters and Science can drop non-impacted courses through URSA without a transcript notation through Friday of fourth week. In weeks five through seven, students in the College can drop courses through URSA without an instructor's signature. During weeks eight through ten, students are restricted to three approved drops in their academic career. For drops after seventh week, an instructor's signature and College approval is required.

For students in the Henry Samueli School of Engineering, the School of the Arts and Architecture, and the School of Theater, Film, and Television, students can drop courses through URSA without a transcript notation through Friday of fourth week. After fourth week, they must obtain a drop petition from their academic deans' office.

Dropping Impacted Courses

Students have only two weeks to drop an impacted course without a notation on their transcript. After Friday of second week, students who need to request a drop of an impacted course should first consult their instructor for advice on other options.

Impacted courses may be dropped after the second-week deadline only under extraordinary circumstances. Each impacted course is indicated by a Y in the IM (Impacted) column in the class listings in the *Schedule of Classes*.

If dropping is advised due to exceptional or extreme circumstances (such as severe illness), students must obtain a Late Impacted Drop Petition or a Retroactive Drop Petition from their counseling unit. Students must explain their situation on the form and obtain a signature from the instructor. For College of Letters and Science students,

DROP REFERENCE CHART

Note: All deadlines fall on Friday of the week(s) indicated. If that Friday is a University holiday, the deadline is the Thursday of that week.

College of Letters and Science Drop Period	Type	Method	Fee	Transcript Notation
Weeks 1-2 (all courses)	Drop	URSA	No fee	No transcript notation
Weeks 3-4 (nonimpacted courses)	Drop	URSA	\$ 5	No transcript notation
Weeks 3-10 (impacted courses)	Late Drop	Petition	\$20	Transcript notation
Weeks 5-7 (nonimpacted courses)	Late Drop	URSA	\$20	Transcript notation
Weeks 8-10 (nonimpacted courses)	Restricted Drop (maximum 3 drops)	Petition	\$35	Transcript notation
After week 10	Retroactive Drop	Petition	\$50	Transcript notation

HSSEAS, SOAA, SON, TFT Drop Period	Type	Method	Fee	Transcript Notation
Weeks 1-2 (all courses)	Drop	URSA	No fee	No transcript notation
Weeks 3-4 (nonimpacted courses)	Drop	URSA	\$ 5	No transcript notation
Weeks 3-10 (impacted courses)	Late Drop	Petition	\$20	Transcript notation
Weeks 5-10 (nonimpacted courses)	Late Drop	Petition	\$20	Transcript notation
After week 10	Retroactive Drop	Petition	\$35	Transcript notation

impacted course drop requests are considered by a faculty subcommittee of the Faculty Executive Committee. If approved, the dropped course appears on the student's transcript with a notation indicating the week of the term in which the drop petition was filed, and the late drop fee is assessed.

Transcript Notation for Late Drops

Drops of impacted courses processed after Friday of second week and drops of nonimpacted courses processed after Friday of fourth week are recorded on the permanent undergraduate transcript. The entry records the week the course was dropped using the following format:

COGNITIVE PSYCH PSYCH 120A 4.0 B+
SHAKESPEARE ENGL 90 4.0
COURSE DROPPED WEEK 8

Changing Grading Basis

Courses with Optional Grading Basis

Courses with an optional grading basis allow students (not instructors) to choose either a Letter grade or a Passed/Not Passed grade (for undergraduates) or Satisfactory/Not Satisfactory grade (for graduate students). In URSA and the *Schedule of Classes*, the grade or credit type for classes with an optional grading basis is displayed as

blank—no abbreviation appears in the credit type column. The default grading basis for such classes is Letter grade.

Undergraduate students in good academic standing can change the grading basis on these courses through URSA. The deadline for undergraduates to make changes is Friday of sixth week. Graduate students can make changes through the last day of instruction. In the online *Schedule of Classes*, on the class listing page, click on "Crs Info" to determine if a course has optional grading, or see the course description in the catalog at <http://www.registrar.ucla.edu/catalog/updates/>.

Courses with Mandatory Grading Basis

Courses with a mandatory (nonoptional) grading basis (e.g., Letter Grade only, Passed/Not Passed, Satisfactory/Not Satisfactory) are designated G, PN, or SU in URSA. The grading basis of these courses cannot be changed through URSA. Undergraduate students in good academic standing must petition to request a change in grading basis. The deadline for undergraduates to petition for change is Friday of sixth week. Graduate students can petition for change through the last day of instruction.

1. Using a Student Petition form, obtain approval to change grading basis from the department offering the class.
2. If departmental approval is granted, file the petition with the College or school counseling unit if you are an undergraduate student or with Graduate Division if you are a graduate student.

- If the request is approved by the College, school, or Graduate Division, the petition is sent to the Registrar's Office, and the change in grading basis is recorded on the Study List.

(Engineering students at 6426 Boelter Hall; Letters and Science honors students at Honors Programs, A311 Murphy Hall; AAP students at AAP Counseling, 1209 Campbell Hall; athletes at the Morgan Center; all other Letters and Science students at College Academic Counseling, A316 Murphy Hall).

Special Programs Enrollment

Concurrent Enrollment

Concurrent enrollment—defined as taking courses during regular sessions (Fall, Winter, and Spring terms) for credit at UCLA and, at the same time, at another non-UC institution, including UCLA Extension—is not permitted except in extraordinary circumstances, and no credit is given for such courses unless the approval of the UCLA College or school has been obtained by petition prior to enrollment.

Intersegmental Cross-Enrollment

At the discretion of the appropriate campus authorities on both campuses, California Education Code sections 66755 and 66756 (amended by SB 361 passed in 1999) allow undergraduate students enrolled in any campus of the California community colleges, the California State University, or the University of California to enroll without formal admission in a maximum of one course per academic term at a campus of either of the other systems on a space-available basis. Enrollment in precollege courses is excluded.

UCLA students qualify for intersegmental cross-enrollment if they meet all the following requirements:

- Complete at least one term at UCLA as a matriculated student
- Enroll for a minimum of 6 units for the current term
- Earn a grade-point average of 2.0 (C) for work completed
- Pay appropriate tuition and fees at UCLA for the current term
- Complete appropriate academic preparation as determined by the host campus
- Have California residence status

Obtain a concurrent enrollment application from the College or school. An administration fee is charged for each academic term such enrollment is requested.

Intercampus Visitor Program

Undergraduates enrolled at one campus of the University of California may have the opportunity to attend another UC campus for one quarter or semester on the Intercampus Visitor Program. UCLA students obtain applications from Enrollment and Degree Services, 1113 Murphy Hall. Observe the deadlines and enrollment restrictions on the application. Applications are reviewed by a student's College or school. Letters and Science students should contact College Academic Counseling in A316 Murphy Hall; Arts and Architecture students should contact the Student Services Office in 2200 Broad Art Center; Theater, Film, and Television students should contact the Student Services Office in 103 East Melnitz Building; Engineering students should contact the Student Services Office in 6426 Boelter Hall.

Simultaneous UC Enrollment

Undergraduate students may enroll simultaneously in courses offered by another UC campus. Eligible students must be registered (fees paid), in good standing, and enrolled in at least 12 units at UCLA. Students may simultaneously enroll in no more than one UC host-campus course not to exceed 6 units. Before attending the host campus, both campuses must give approval. Approval to enroll simultaneously on another UC campus does not guarantee credit toward specific degree or General Education requirements. Application of host-campus courses to UCLA graduation requirements is determined by the College or school. Details are on the application form. Obtain applications and directions for submitting forms from the following offices: honors students, A311 Murphy Hall; student athletes, Morgan Center; AAP students, 1209 Campbell Hall; all other Letters and Science students, College Academic Counseling, A316 Murphy Hall; Arts and Architecture, Theater, Film, and Television, Engineering and Applied Science, and Nursing students, their respective Student Affairs Office. The form is also available online at <http://www.registrar.ucla.edu/forms/>.

Revised February 23, 2009

Spring 2009 URSA Enrollment Appointments

Based on class level, enrollment appointments are assigned within the times and dates shown. Find exact enrollment appointment times through URSA at <http://www.ursa.ucla.edu>. Current-term degree candidates must redeclare candidacy for a later term to receive enrollment appointment times for future terms. For projected classification information, see "Undergraduate Student Enrollment" earlier in this section.

	First Appointment	Time	Last Appointment	Time
Priority Pass <i>Enroll in up to 10 units.</i>				
All priority students	February 17	7:00 a.m.	February 18	11:00 p.m.
Priority pass ends February 19, 2009, at 11:59 p.m.				
First Pass <i>Enroll in up to 10 units.</i>				
Graduating seniors (160+ units)	February 20	7:00 a.m.	February 22	8:30 p.m.
New students	February 22	9:00 p.m.	February 22	9:00 p.m.
Reentering students	February 22	9:30 p.m.	February 22	9:30 p.m.
Seniors (135-159.9 units)	February 22	10:00 p.m.	February 23	5:00 p.m.
Juniors (90-134.9 units)	February 23	5:30 p.m.	February 24	7:30 p.m.
Sophomores (45-89.9 units)	February 24	8:00 p.m.	February 25	2:30 p.m.
Continuing freshmen (0-44.9 units)	February 25	3:00 p.m.	February 25	11:00 p.m.
First pass ends February 26, 2009, at 11:59 p.m.				
Second Pass <i>Enroll in up to Study List maximum units.</i>				
Graduating seniors	February 27	7:00 a.m.	March 1	8:30 p.m.
New students	March 1	9:00 p.m.	March 1	9:00 p.m.
Reentering students	March 1	9:30 p.m.	March 1	9:30 p.m.
Seniors	March 1	10:00 p.m.	March 2	5:00 p.m.
Juniors	March 2	5:30 p.m.	March 3	7:30 p.m.
Sophomores	March 3	8:00 p.m.	March 4	2:30 p.m.
Continuing freshmen	March 4	3:00 p.m.	March 4	11:00 p.m.
Second pass ends April 10, 2009, at 11:59 p.m.				
Graduate Pass				
Joint students	February 20	7:00 a.m.	February 20	7:00 a.m.
Other graduate students	February 20	7:30 a.m.	February 23	11:00 p.m.
Graduate pass ends April 10, 2009, at 11:59 p.m.				

URSA

www.ursa.ucla.edu

University Records System Access (URSA) gives UCLA students, and those who have been students within the past 10 years, real-time access to their official University academic records. In addition, students may set up and manage third-party access for others to access their data and Billing and Receivable (BAR) account.

URSA is available Sunday night from 6 p.m. through Tuesday at 1 a.m. and Tuesday through Saturday from 6 a.m. to 1 a.m., including holidays.

With its intuitive visual interface, URSA is the easiest way to enroll in classes and to gain real-time access to academic, financial, and personal records.

URSA is a secure encrypted site; records are confidential. Users access URSA by using their UCLA Logon ID and password. This personal logon information should not be given to anyone. Tampering with another student's enrollment or personal data is subject to disciplinary action up to and including suspension.

Users create and manage their individual UCLA Logon ID and password at <https://logon.ucla.edu>. Passwords can be changed and reset, and security questions can be set up to help users remember their passwords.


Third-Party Access

Students can authorize third parties to have view-only access to their student records and direct access to their BAR account. A third party establishes his or her own separate UCLA Logon ID and password, communicates this information (name and UCLA Logon ID) directly to the student, and the student selects which URSA features the third party can view or access. Students may revoke access, or change access features, at any time.

Students are advised of their FERPA rights, and they must check a box indicating that they understand they are waiving FERPA for student-designated third parties. Third parties must use URSA to access the features selected by the student. With the exception of financial information, no other non-directory student information may be released to third parties by any University staff over the phone or in person.

BruinAlert

Students with current e-mail addresses in URSA are automatically enrolled in BruinAlert to receive e-mail messages in the event of a UCLA emergency. See BruinAlert in the UCLA Online section.















URSA
OnLine










Time Remaining: 44:57

Main Menu







ACADEMIC

-  View Enrollment Menu
-  View Study List
-  Find a Class to Enroll
-  View Degree Progress Report & Grade Report
-  View Grades & GPA
-  View Enrollment Appointment Times
-  View Registration Status
-  View Academic and Financial Holds
-  Update Degree Expected Term
-  Declare Term Non-attendance
-  Download Study List
-  Order Transcripts

FINANCIAL

-  View eFAN and Financial Aid Awards on MyFAO
-  View Billing Accounts (BAR)
-  View Financial Aid Awards and Summary on URSA
-  View Refund Activity
-  View Financial Aid Document Tracking
-  View BruinCard Account
-  View Work-Study Info and Job Bulletin
-  View Tax Withholding Report
-  View MyHousing

PERSONAL

-  Update Address Information
-  Update E-mail
-  NEW Update Emergency Contact Information
-  Update Privacy Options
-  Manage 3rd Party Access
-  Bruin View - Search For Jobs

[LOG OFF](#)

[Suggestion or Feedback?](#) | [Help](#)

Monday, October 20, 2008 12:15:42 PM

UCLA Online

BruinAlert

The BruinAlert messaging service communicates official information during an emergency or crisis situation that disrupts normal operation of the UCLA campus or threatens the health or safety of campus community members. BruinAlert sends messages to student subscribers on a "best effort" basis to e-mail and text-capable wireless devices such as mobile telephones.

Students with current e-mail addresses in URSA are automatically enrolled in BruinAlert and receive e-mail messages in the event of an emergency. Short Message Service (SMS) text messaging is also available to students on a voluntary basis; students may subscribe to SMS through the BruinAlert website at <https://www.transportation.ucla.edu/bruinalert/>.

Bruin OnLine

124 Kerckhoff Hall
 Help Desk (310) 267-4357
<http://www.bol.ucla.edu>
 e-mail: consult@ucla.edu

Bruin OnLine (BOL) is a collection of software and services that provide UCLA students, faculty, and staff with access to e-mail, campus network services, and the Internet. Services include dialup access using PPP at speeds up to 56 kbps and wireless access to the campus network, along with wired connections through Ethernet ports.

Accessing Bruin OnLine Services

On campus, BOL services are available anywhere there is network access, including campus computing laboratories, libraries, and campus residence hall rooms; and anywhere there is wireless network coverage.

BOL can be accessed from off campus by

1. Using the BOL modem pool (310 area code). Users pay all telephone charges for toll or long-distance access (310 area code)
2. Using your own Internet Service Provider (ISP), connect through the BOL proxy server to access UCLA restricted resources such as software and library journals. See <http://www.bol.ucla.edu/services/proxy/> for more information

Access for Persons with Disabilities

The Academic Technology Services (ATS) Disabilities and Computing Program (DCP) provides adaptive technology to help persons with disabilities who use BOL-supported software. DCP can assist with configuration and training for screen reader, voice recognition, reading aid, and other software programs. Call (310) 206-7133 for more information or see the Student Services section.

Wireless Access

Wireless Internet access is available in select locations on campus for UCLA Logon ID holders with their own 802.11b-compliant laptop or handheld computer. For more information, see <http://www.bol.ucla.edu/wireless/>. For a map of wireless coverage areas, see <http://www.bol.ucla.edu/services/wireless/coverage/>.

Getting Started

To use BOL services, you need a UCLA Logon ID and password, and a computer that connects to the UCLA network. You can access BOL services from many locations throughout campus or from home. Personalized assistance is also available from the BOL Help Desk.

For instructions on creating a UCLA Logon ID, see the self-serve website at <https://logon.ucla.edu>.

UCLA Logon

A UCLA Logon ID allows authentication for a variety of online campus services, networks, and materials. With this ID, users can

1. Access class webpages and discussion groups
2. Search the UCLA Library and online databases
3. Create e-mail mailing lists
4. Download Internet browsers, anti-spyware and anti-virus software, and FTP programs
5. Create personal webpages
6. Check e-mail
7. Authenticate to use the BOL Proxy Server
8. Access the UCLA wireless network

Campus Computer Laboratories

Student computer laboratories are supported through Academic Technology Services (ATS) and the College Library Instructional Computing Commons (CLICC), a collaborative effort between ATS, Center for Digital Humanities, Social Sciences Computing, Office of Instructional Development, and College Library. Some 15 computer laboratories are available throughout campus, each with computers, peripherals, software, and services that cater to specific areas of study.

Access to the laboratories varies; departmental laboratories may require enrollment in either the major or a class. General purpose laboratories merely require a UCLA Logon ID and password, which is available free of charge to UCLA students, faculty, and staff. Kiosks to set up an account are available at several locations.

For information on locations, hours, and eligibility, see <http://www.humnet.ucla.edu/itc/resources/labs/>, <http://www.clicc.ucla.edu>, and <http://computing.sscnet.ucla.edu/public/main/default.aspx>.

Electronic Mailing Lists (Listservs)

Bruin OnLine offers a mailing list service that manages electronic mail discussion and e-newsletter distribution to list subscribers. Mailing lists are available for any academic purpose; new list requests from students require verification of faculty sponsorship. For more information, see <http://www.bol.ucla.edu/services/lists/>.

Instructional Enhancement Initiative

The Instructional Enhancement Initiative (IEI) is designed to

1. Provide course websites for faculty, teaching assistants, and enrolled students. The sites facilitate the distribution of supplementary course materials, lecture notes, homework assignments, research links, and electronic communication, including virtual office hours and class bulletin boards for interactive question and answer sessions. Instructors decide which of these online capabilities are best suited to their course websites.
2. Provide enhanced computer laboratories with expanded hours of access for student use.

Students enrolled in undergraduate non-tutorial courses in the College of Letters and Science and undergraduate nontutorial courses (including graduate nontutorial courses taught concurrently with undergraduate courses) in the Henry Samueli School of Engineering and Applied Science are assessed a per-unit course materials fee, called the Instructional Enhancement Initiative (IEI) fee. For fee amounts, see the Miscellaneous Fee chart in the Registration section or online at <http://www.registrar.ucla.edu/fees/>. Fee assessment through BAR is based on actual enrollment at the end of the fourth week of the quarter. IEI fees apply to all students except Education Abroad Program reciprocity students and CAPPP (Washington internship) students.

For questions about IEI fees, see <https://be.my.ucla.edu/faq/aboutIEI.htm> (College of Letters and Science) or <http://www.seas.ucla.edu/feeinfo/> (Henry Samueli School of Engineering and Applied Science).

MyUCLA

MyUCLA at <http://my.ucla.edu> is a secure, personalized gateway to a variety of online information and campus services tailored to student needs. Features of MyUCLA include

1. WebMail including previews, address book import/export, e-mail address look-up from personal and campus directories, text features, and batch reply mailing
2. Calendar pre-populated with 15 categories of events including class schedules, finals, counseling appointments, workshops, student elections, and enrollment periods
3. Class Planner where class schedules can be created, printed, saved, and shared with counselors
4. Study List showing classes and class information for current and previous quarters, including links to course websites, grades, library reserves, textbooks, the *Schedule of Classes*, TurnItIn, and participating classmates
5. Personalized notices concerning research and scholarship opportunities, Commencement, MyUCLA group events, and more
6. Student elections voting
7. Workshop sign-ups for sessions that help students meet academic and professional goals
8. Student forums in categories including academics, world issues, and dating
9. Internship search
10. Academic tools such as GPA calculator, virtual counseling, and contract courses

Newsgroups

Usenet is a worldwide discussion system of newsgroups classified by subject. Newsgroups available on news.ucla.edu include the [ucla.*](http://news.ucla.edu) hierarchy which is dedicated to topics specific to UCLA and is not transmitted outside of UCLA.

Bruin OnLine has its own newsgroups, for example, that post announcements about its service and where students can ask questions about computer software and hardware ([ucla.bol.announce](http://news.ucla.edu/ucla.bol.announce), [ucla.bol.general](http://news.ucla.edu/ucla.bol.general), and [ucla.bol.webpages](http://news.ucla.edu/ucla.bol.webpages)). Other newsgroups help with platform questions ([ucla.pc](http://news.ucla.edu/ucla.pc) and [ucla.mac](http://news.ucla.edu/ucla.mac)), while still others post announcements and offer forums (for example, [ucla.general](http://news.ucla.edu/ucla.general), [ucla.announce](http://news.ucla.edu/ucla.announce), [ucla.rumor](http://news.ucla.edu/ucla.rumor), and [ucla.forsale](http://news.ucla.edu/ucla.forsale)). Some classes have their own newsgroups as well (see [ucla.classes.*](http://news.ucla.edu/ucla.classes.*) hierarchy).

Newsgroups offered by news.ucla.edu can be accessed through a newsreader client such as Outlook Express, Mozilla, or Netscape. For more information, see <http://www.bol.ucla.edu/services/news/>.

Online Directory

The UCLA Campus Directory offers directory information about faculty, staff, students, and departments. Student listings in the online directory are generated through URSA and are updated nightly (excluding weekends) by the Registrar's Office, which administers student privacy rights for release of student information. A student may change address, telephone number, e-mail address, and privacy options through URSA. Changes to address and privacy options may also be submitted using a Name Change or Correction form, available in the Murphy Hall northwest lobby or at <http://www.registrar.ucla.edu/forms/>, and filed at 1113 Murphy Hall. For more details on privacy options, see "Disclosure of Student Records" in the Official Notices section or see URSA at <http://www.ursa.ucla.edu>. To access the online Campus Directory, see <http://www.directory.ucla.edu>.

Student Technology Center

The Student Technology Center coordinates computing connectivity to the campus network for students living in on-campus housing, including network card purchase and installation, and technical support. The center houses a computer laboratory with Macintosh and Windows computers. It also offers fax, shipping, copying, and printing services. Located opposite Covell Commons at 330 De Neve Drive, (310) 825-3400; see the housing website.

UCLA Homepage

The UCLA homepage (<http://www.ucla.edu>) offers a gateway for access to information on campus teaching, research, and service. Its main menu links to sites for prospective and current students; arts, museums, and athletic events; and academic, library, and research information. It also offers access to the Online Directory and pages for alumni. In addition, the current students link connects to URSA, MyUCLA, student services, computing laboratories, and campus news. A search feature allows for easy browsing through the thousands of webpages that comprise the UCLA site, including those for departments, programs, and services.

UCLA Library Electronic Resources

Locate and identify materials through the library's web-based online information systems (see below), which can be accessed from the library website at <http://www2.library.ucla.edu>. Reference librarians are available in all library units, online, and by phone to answer questions about using online systems, as well as to provide assistance with reference and research topics.

The **UCLA Library Catalog** contains records for all UCLA Library holdings and other campus collections, including the Film and Television Archive, Chicano Studies Research Center Library, Ethnomusi-

cology Archive, Institute for Social Science Research Data Archives Library, and Instructional Media Library. It also provides library item location and circulation status, and users can request document delivery services and SRLF items online.

The **Melvyl Catalog** contains information on holdings at all University of California campuses as well as a number of other collections.

While continuing to develop and manage collections of traditional printed materials, the UCLA Library also licenses access to many digital resources for campus use, which are available through the library site. These include electronic reserves and many electronic journals, texts, reference resources, periodical indexes, and abstracts.

Student Services

Student Services support the teaching, research, and public service functions of the University while they promote the academic success of UCLA students and enhance the quality of campus life.

Registrar's Office Services

In addition to enrollment services, the Registrar's Office helps students determine residence status, change names on official records, and obtain transcripts and degrees. See the Registrar's Services Directory for a complete list of services.

Establishing Residence for Tuition Purposes

Specific criteria for establishing residence for tuition purposes are included in the Appendix of the current *UCLA General Catalog* and in the Registrar's Office website at <http://www.registrar.ucla.edu/residence/>. Direct inquiries about residence requirements to the Residence Deputy, 1113 Murphy Hall, (310) 825-3447. No other University personnel are authorized to supply information about residence requirements for tuition purposes.

The Petition for Residence Classification is obtained on the Registrar's Office website and filed at 1113 Murphy Hall prior to the late registration period for the term in which the student is eligible for classification from nonresident to resident status. Documentation of residence will be requested at that time.

Name Change

To change their names on official University records, or to identify capitalization, punctuation, or accent marks (for their diploma) that computer files do not accommodate, students must obtain and file (no fee) the UCLA Name Change or Correction form at Enrollment and Degree Services, 1113 Murphy Hall. Proof of former and new name must be submitted with the form. Forms are available in the Murphy Hall northwest lobby and at <http://www.registrar.ucla.edu/forms/>. A new BruinCard must be obtained at 123 Kerckhoff Hall for a replacement fee.

Official Transcripts

Two versions of official UCLA student records are available from Enrollment and Degree Services, 1113 Murphy Hall. These are the academic transcript and the verification transcript. Each is designed to meet specific needs.

Enrollment and Degree Services provides transcripts for regular and summer sessions. For UCLA Extension courses, order from UCLA Extension, P.O. Box 24901, Los Angeles, CA 90024 or online at <http://www.uclaextension.edu>.

Official UCLA transcripts are printed on security paper to safeguard against unauthorized duplication, alteration, and misrepresentation. The paper has a multicolor security background with a faint background design and a border with the words "University of California, Los Angeles." Authentication details are located in the lower right hand corner of the transcript, and the transcript legend is located on the reverse of the document.

Academic Transcript

The academic transcript is a student's complete academic record, including a listing of courses taken, transfer credit, units, grades, grade-point average (GPA), earned UCLA degrees, and in-progress term information, which includes a list of the courses that student

enrolled in during the term the document was requested, and other in-progress information such as a change in major or the removal of an I grade.

Grades for completed terms are processed immediately following the conclusion of final examinations. Complete academic transcripts are available approximately two weeks after the last day of the term. For graduating students, academic transcripts with the graduation date included are available approximately seven weeks after the end of the term. If you require earlier proof of graduation, contact your degree auditor in 1113 Murphy Hall. A fee may be charged for this service.

The minimum period required for processing and issuing academic transcripts for both registered and former students is three working days. Expedited service (processing within 24 hours) is available for an additional charge per addressee.

Verification Transcript

The verification transcript certifies registration (fee payment), enrollment status, and degrees. For auto insurance "good student" discount, insurance forms should be presented at 1113 Murphy Hall. The verification fee is required for this service. Verification transcripts confirm student status only after registration fees have been paid for the term. Verification of student workload is based on actual enrolled units and does not consider wait-listed units or list courses for a term.

Verification of degree can be issued after your degree has been posted to your student record approximately seven weeks after the term ends. If you require verification before your degree is posted, contact your degree auditor in 1113 Murphy Hall.

The fee for a verification transcript is waived if requested for loan or student aid verifications (proof of request required). Most enrollment verifications for loans and creditors, however, are processed for the University by National Student Clearinghouse.

Third-Party Verifications

UCLA has authorized National Student Clearinghouse to act as its agent for all third-party verifications of student enrollment and degrees. Degree verification for the most recent term is available approximately eight weeks after the term ends. The Clearinghouse abides by all provisions of the Family Educational Rights and Privacy Act (FERPA). See <http://www.studentclearinghouse.org>.

Ordering Transcripts

Academic and verification transcripts can be ordered through URSA online at <http://www.ursa.ucla.edu>, in person at 1113 Murphy Hall, or by sending a request to the Registrar's Office, Attn: [Academic or Verification] Transcripts, 1105 Murphy Hall, UCLA, Box 951429, Los Angeles, CA 90095-1429.

Requests should include

1. The name under which you were registered at UCLA
2. Your dates of attendance
3. Your date of birth
4. Your 9-digit student ID number, if available
5. Your complete address and telephone number
6. The number of copies you need
7. Detailed mailing instructions including any special handling
8. Your full signature

Transcript request forms containing this information are available in the Murphy Hall northwest lobby or at <http://www.registrar.ucla.edu/forms/>.

More information on ordering transcripts is available by calling (310) 825-1091, option 6, or by sending e-mail to transcripts@registrar.ucla.edu.

Fees and Payment

See the Miscellaneous Fees chart for transcript fees and services. For online orders, a Visa, MasterCard, Discover, Pulse, or Star card is required. Mail orders must be accompanied by a check or money order payable to Regents-UC. For in-person orders, current students' transcript fees are billed to their BAR account. BAR accounts are administered electronically (eBill) through URSA. Payments are processed by the Administrative Main Cashier Office.

In some cases, additional fees may apply. Forms that must be completed by the Registrar's Office and envelopes that require official signatures are charged a special handling fee. Expedited service (processing within 24 hours) is available for an additional fee per addressee. Express Mail or Federal Express services are also available; consult Enrollment and Degree Services for special mailing fees.

Transcripts can be faxed with payment of an additional fees for domestic and international faxes. Transcripts that are faxed are generally not considered official, and confidentiality can not be guaranteed.

Transcript requests are not processed for anyone with outstanding obligations to the University. Fees are subject to change at any time.

Other Student Services

Programs and services are geared to supporting the mental, social, and physical development needs of students in a healthy, safe, and intellectually challenging environment.

Arthur Ashe Student Health and Wellness Center

The Arthur Ashe Student Health and Wellness Center is a full-service medical clinic available to all registered UCLA students. Its clinical staff of physicians, nurse practitioners, and nurses is board-certified or board-eligible and licensed. It offers primary care, specialty clinics, and physical and occupational therapy. The center has its own pharmacy, optometry, radiology, and laboratory. Visit, core laboratory test, and X-ray fees are all no-charge for students with the UCLA Student Health Insurance Plan (SHIP). Students with SHIP pay lower co-pays for prescriptions filled at the Ashe Center pharmacy. The plan year deductible is waived for network provider office visits, diagnostic X-rays, lab, CT, MRI, and payable emergency room facility fees. The deductible applies to all other services, including at the Ashe Center acupuncture, casts, devices, immunizations, injections, urgent care facility, and physical and occupational therapy. Service fees for students without SHIP are billed directly to students' BAR accounts.

If a student withdraws, is dismissed, has registration fees cancelled, or takes a leave of absence during a term, he or she continues to be eligible for health services for the remainder of the term at full cost. If a student with SHIP withdraws with a less than 100% refund, SHIP continues through the remainder of the term.

The cost of services received outside the Ashe Center is each student's financial responsibility. Students who waive SHIP need to ensure that they are enrolled in a plan qualified to cover expenses incurred outside of the Ashe Center.

Office hours during the academic year are weekdays 8 a.m. to 6:30 p.m. except Friday, when service begins at 9 a.m. Located at 221 Westwood Plaza (next to John Wooden Center); see <http://www.studenthealth.ucla.edu>.

For emergency care when the Ashe Center is closed, students may obtain treatment at the UCLA Medical Center Emergency Room or

the nearest emergency room on a fee-for-service basis. It is the student's responsibility to have insurance billed. A student with SHIP must have follow-up visits, after emergencies, in the Ashe Center. If care cannot be provided in the Ashe Center, the Ashe Center clinician will give the student a written referral to a network provider.

BruinCard

The UCLA BruinCard is a mandatory identification card that is used to electronically confirm student status and eligibility for services. Supportive photo identification, such as a driver's license or passport, is required when the initial card is issued.

The primary benefit of the BruinCard is convenience. It is a versatile card that serves the following functions:

1. Confirmation of student status
2. ID card for faculty, staff, and students
3. Residence halls access and meal card
4. Library card
5. Recreation card
6. Debit card (if activated) for purchases at campus stores and restaurants on and off campus, vending, laundry, copy and printing at campus libraries, and more
7. Time-management card for departments using the Kronos system
8. Access to Big Blue Bus

New services allow students to check BruinCard balances, make deposits, view recent transactions, and report lost and stolen cards online at <http://www.bruincard.ucla.edu>.

Students with holds from an office with which they have an outstanding obligation (financial, academic, or administrative) may not receive services until the hold is released by the initiating office. For details on outstanding holds and initiating offices, check URSA at <http://www.ursa.ucla.edu>.

BruinCard centers in 123 Kerckhoff Hall, 107 UCLA Wilshire Center, and 150A Sproul Hall are open weekdays from 9 a.m. to 4 p.m., (310) 825-2336.

To report lost or stolen cards or check your account balance, see <http://www.bruincard.ucla.edu>.

Career Center

The UCLA Career Center offers services and resources to help students and alumni explore career possibilities, make career plans, develop skills for conducting a successful job search, obtain internships, and secure part- and full-time employment.

Services include career counseling; career laboratory; graduate and preprofessional school planning; letters of reference service; credentials file services; Ph.D. career services; career fairs; information sessions; BruinView™ jobs, internships, and interviews; Bruin Alum-Link™ career counseling for UC eligible alumni; and BruinView™ for Alumni.

Workshops are offered on a variety of topics, including skills assessment, graduate and professional school preparation, résumé and curriculum vitae writing, mock interviews, and Internet job search strategies.

Career Center hours are 9 a.m. to 5 p.m. weekdays. Located in the Strathmore Building second and third floors, 501 Westwood Plaza, (310) 206-1915; see <http://career.ucla.edu>.

Center for Student Programming

The Center for Student Programming (CSP) helps students start a club or join an existing one and serves as the official registry for all campus organizations. Staff members advise activities ranging from the Spirit Squad and greek life to campus retention and student

outreach. CSP assists students with program and leadership development and fund-raising, interprets and enforces University rules and regulations, and administers bulletin boards on campus. Located at 105 Kerckhoff Hall; see <http://www.studentactivities.ucla.edu>.

Center for Women and Men

The Center for Women and Men offers services to all UCLA students, with special focus on gender-related issues. It also offers veterans support services through its Veterans Resource Office, to assist students who are U.S. armed forces veterans in returning to campus.

The center presents workshops and programs on a variety of topics including communication, conflict resolution and anger management, career and leadership development, healthy personal and professional relationships, women's and men's issues, sexual violence prevention and education, body image, and services for students who are parents. In addition, rape services consultants (RSCs)—individuals who provide information, support, and resources for members of the UCLA community who have been raped or sexually assaulted—can discuss options and alternatives, help identify and assist in contacting the most appropriate support services, and answer any questions that may arise. The center is also a designated Sexual Harassment Information Center available to all UCLA students. Located at B44 Student Activities Center; see <http://www.thecenter.ucla.edu>.

Cultural and Recreational Affairs

The Department of Cultural and Recreational Affairs (UCLA Recreation) coordinates recreational programming and supervises campus recreational activities, facilities, and services. Located at 2131 Wooden Center; see <http://www.recreation.ucla.edu>.

Dean of Students

The Office of the Dean of Students assists students with whatever needs they might have. Direct services include general counseling; sending emergency messages to students; and assisting in understanding University policies and procedures, including grievance procedures regarding student records, discrimination, and student debts. Located at 1206 Murphy Hall; see <http://www.deanofstudents.ucla.edu>.

Disabilities and Computing Program

The Disabilities and Computing Program (DCP) provides adaptive technology and information access support and services for students, faculty, and staff with disabilities. Applications include voice input, Braille, large print, screen-reading software, and learning disability software. Consulting and training for individuals and departments are available. The program also offers Web accessibility evaluations and guidelines. The Disabilities and Computing Laboratory is open from 8 a.m. to 6 p.m. Monday through Friday. Located at 4919 Math Sciences, voice/TTY (310) 206-7133; see <http://www.dcp.ucla.edu>.

Housing Services

University Housing

Applications for on-campus housing and university apartments require a nonrefundable application fee. For questions regarding housing and the application process, contact UCLA Housing Services online at <http://www.housing.ucla.edu/ask/>. Apply online at <http://www.housing.ucla.edu/myhousing/>. Located at 360 De Neve Drive (Sproul Hall), (310) 206-7011.

Off-Campus Housing

The Community Housing Office offers rental resources for students, faculty, and staff interested in non-university, off-campus housing.

The office maintains online listings that include vacant apartments, roommate situations, and rooms in private homes. Students search all listings at no charge. Located at 360 De Neve Drive (Sproul Hall), (310) 825-4491; see <http://www.cho.ucla.edu>.

International Student Services

Dashew Center for International Students and Scholars

The Dashew Center for International Students and Scholars assists international students with questions about immigration, employment, government regulations, financial aid, academic and administrative procedures, cultural adjustment, and personal matters. The center provides visa assistance for faculty, researchers, and postdoctoral scholars. It also offers programming to meet the needs of the campus multicultural population. Located at 106 Bradley International Hall; see <http://www.internationalcenter.ucla.edu>.

International Education Office

Study abroad is an exciting and broadening experience that enriches any educational curriculum. The International Education Office (IEO) serves as the campuswide gateway to international education by developing, publicizing, and administering study abroad and student exchange programs. The programs include Education Abroad Program (EAP), Travel Study, Quarter Abroad, and various student exchange agreements. Located at B300 Murphy Hall; see <http://www.ieo.ucla.edu/>.

Lesbian Gay Bisexual Transgender Campus Resource Center

The Lesbian Gay Bisexual Transgender (LGBT) Campus Resource Center provides education, information, and advocacy services for the UCLA community. The center offers support groups, educational workshops, training seminars, and social activities. It maintains a library of 4,000 books, periodicals, and films; a computer facility; and social space. The staff supports students, faculty, and staff who wish to connect to the campus LGBT community, feel they have experienced harassment or discrimination, or simply are looking for a welcoming space. Located at B36 Student Activities Center; see <http://www.lgbt.ucla.edu>.

Libraries

The UCLA Library, a campuswide network of libraries serving programs of study and research in many fields, is among the top 10 ranked research libraries in the U.S. The total collections number more than 8 million volumes, and more than 50,000 serial titles are received regularly.

Undergraduates are encouraged to use the College Library, which features collections and services in support of the undergraduate curriculum. The scholarly and research needs of undergraduate and graduate students and faculty are served by the Arts Library, Louise M. Darling Biomedical Library, Richard C. Rudolph East Asian Library, Hugh and Hazel Darling Law Library, Eugene and Maxine Rosenfeld Management Library, Music Library, Charles E. Young Research Library, and Science and Engineering Library. Lower-use materials for which there is not adequate shelving space on campus are located in the Southern Regional Library Facility (SRLF).

Locate and identify materials through the library's web-based online information systems, which include the UCLA Library Catalog and the Melvyl Catalog. These systems can be accessed from the library website at <http://www2.library.ucla.edu>.

Mental Health Services

Counseling and Psychological Services (CAPS) offers students short-term personal counseling and psychotherapy at 221 Westwood Plaza (Wooden Center West), (310) 825-0768. Psychologists, clinical social workers, and psychiatrists assist with situational stresses and emotional problems that may include problems with interpersonal relationships, academic stress, loneliness, difficult decisions, sexual issues, anxiety, depression, or other concerns affecting the personal growth of students. See <http://www.counseling.ucla.edu>.

Services are confidential and available to regularly enrolled students. Students are seen individually or may choose from a number of groups offered each term. Appointments are made weekdays between 8 a.m. and 5 p.m. Emergency and walk-in counseling are also available. There are fees for all clinical services. If a student is enrolled in SHIP, these clinical fees are paid by SHIP. Students may access CAPS 24 hours a day for crisis counseling by calling (310) 825-0768.

Office for Students with Disabilities

The Office for Students with Disabilities (OSD) provides a wide range of academic support services to regularly enrolled students with documented permanent or temporary disabilities in compliance with Section 504 of the Rehabilitation Act of 1973, the Americans with Disabilities Act (ADA) of 1990, and University policies. Academic support services are determined for each student based on specific disability-based requirements. Services include campus orientation and accessibility, note takers, readers, sign language interpreters, Learning Disability Program, registration assistance, test-taking facilitation, special parking assistance, real-time captioning, assistive listening devices, on-campus transportation, adaptive equipment, support groups and workshops, tutorial referral, special materials, housing assistance, referral to UCLA's Disabilities and Computing Program, and processing of California Department of Rehabilitation authorizations. There is no fee for any of these services. All contacts and assistance are handled confidentially. Located at A255 Murphy Hall, voice (310) 825-1501, TTY (310) 206-6083; see <http://www.osd.ucla.edu>.

Office of Ombuds Services

The Office of Ombuds Services is a resource that provides assistance in resolving conflicts, disputes, or complaints on an informal basis to all members of the UCLA community. This office is independent, neutral, and confidential. Located at 105 Strathmore Building. For more information see <http://www.ombuds.ucla.edu> or call (310) 825-7627.

Parking and Commuter Services

Commuter Assistance—Ridesharing

The Commuter Services and Information (CSI) Office informs students about transportation options. Learn more about commuting options online or at the CSI office, located at 100 Strathmore Building (Strathmore Drive and Westwood Plaza), 7:45 a.m. to 5 p.m. weekdays, (310) 794-RIDE. See <http://www.transportation.ucla.edu>.

Many students form or join existing UCLA carpools or vanpools. More than 150 vanpools commute to UCLA from nearly 80 Southern California communities. Full- and part-time vanpool riding opportunities are available. Registered two- and three-person student carpools are given top priority to receive parking (see below).

Discount fare options cover nearly all public transit coming to campus. *BruinGo!* offers a 25-cent fare on the Santa Monica Big Blue Bus and Culver CityBus lines (BruinCard required). The *Go Metro* quarterly pass offers half-price fares on all Metro Bus lines and Metro

Rail. Students can also purchase half-price passes to ride on LADOT Commuter Express and City of Santa Clarita commuter bus services.

Parking Permits

Due to limited availability, parking at UCLA is offered to students who demonstrate the greatest need. Student parking permits are assigned through a point system that considers class standing, commute distance, employment, dependent children, and professional school obligations. Students are encouraged to apply on time and follow all application and payment guidelines in order to increase their chances of receiving a permit. Permits are not guaranteed.

Commuter students residing in ZIP codes 90024 and 90025, and residence hall students (excluding Regents' Scholars) without an off-campus job must file an appeal to obtain parking. For parking appeal forms and deadline dates, see <http://www.transportation.ucla.edu>.

When assigning parking permits to students, UCLA Parking Services gives the highest priority to carpools. All qualified two- and three-person student carpool groups that apply on time are given priority for carpool permits. Student carpool members share a discounted permit rate. All members of a proposed student carpool must apply using a paper application each quarter. To find someone with whom they can carpool, students may call (310) 794-RIDE.

Most student permits are assigned for the academic year and can be paid for annually or quarterly. Renewal forms for students paying quarterly are automatically mailed before the Winter and Spring Quarter payment due dates. Students who are not offered a parking assignment during a given term need to reapply the following quarter.

Student Parking Request forms, along with important quarterly due dates and information on how to apply for a parking permit, are available online, by calling (310) 825-6918, or in person weekdays from 7:45 a.m. to 5 p.m. at Parking Services. Students are encouraged to complete and submit parking applications online, check parking status and, if approved for parking, pay for their permit through a secure online payment process. See <http://www.parking.ucla.edu/appmain.htm>.

Students with permanent disabilities who have disabled persons' placards or DMV-issued disabled persons' license plates, and students with short-term disabilities, may apply to the Office for Students with Disabilities, (310) 825-1501, for parking assignments and on-campus transportation assistance.

Parking permits and access cards to campus lots and structures are not transferable and may be purchased only from UCLA Parking Services. Resale is prohibited and subjects both buyer and seller to disciplinary action.

Student Legal Services

Currently registered and enrolled students with legal problems or questions about their legal rights can get assistance from experienced attorneys who help students resolve legal problems, including those related to landlord/tenant relations; accident and injury problems; criminal matters; domestic violence and harassment; divorces and other family law matters; automobile purchase, repair, and insurance problems; health care, credit, and financial aid issues; consumer problems; and University-related problems. Assistance is available by appointment from 9 a.m. to 5 p.m. weekdays. Student Legal Services is located in 70 Dodd Hall, (310) 825-9894; see <http://www.studentlegal.ucla.edu>.

UCLA Store: Textbooks and Course Materials

Textbooks and course readers for most classes are available in the **UCLA Store-Ackerman Union**, located on the A Level of Ackerman Union. For store hours, refund policies, and textbook information, call (310) 206-0790. For information on book buyback, call (310) 206-0785.

Law, management, urban planning, social welfare, public policy, architecture, art, urban design, information studies, and theater, film, and television textbooks are available at the **UCLA Store-Lu Valle Commons**. On-campus UCLA Extension textbooks are also stocked there. For more information, call (310) 825-7238.

Textbooks for medicine, dentistry, nursing, public health, and the health sciences are available at the **UCLA Store-Health Sciences**. For more information, call (310) 825-7721.

The *UCLA General Catalog* is published regularly (see "Official Publications" in the Official Notices section) and is available for sale in all UCLA Store locations, or online at <http://www.uclastore.com> under the Bookzone tab. Blue books and scantron forms are also available in the Ackerman, LuValle, and Health Sciences locations of the Store.

The best times to shop are on weekends, or before 10 a.m. and after 5 p.m. on weekdays. **Save your cash register receipts**, since they are required for returns or refunds. See the Calendar section for refund deadlines.

Find required textbooks at <http://www.uclastore.com>. Click on the textbooks tab and follow the directions on the screen. Computer Store price lists and the UCLA BookZone database for reference books and study aids are also online.

Registrar's Services Directory

The Registrar's Office is open 9 a.m. to 5 p.m. weekdays. For more information, see the Registrar's Office Frequently Asked Questions at <http://www.registrar.ucla.edu/faq/>.

Student Service	Contact	Location
Degree auditor: current-term degree candidates, ask to see Letters and Science Degree Auditors Master's/Doctoral Arts and Architecture Engineering Nursing Theater, Film, and Television	(310) 825-2754 (310) 825-2754 (310) 206-3564 (310) 825-2036 (310) 825-7181 (310) 825-5761	1113 Murphy Hall 1113 Murphy Hall 2200 Broad Art Center 6426 Boelter Hall 2-200 Factor Building 103 East Melnitz Building
Degree Progress Report (DPR) View and print DPR	URSA	
Diplomas Receive for awarded degree; request duplicate or special order diploma	(310) 825-1091, option 6	1113 Murphy Hall
Enrollment Services Process restricted courses and enrollment petitions	(310) 825-1091, option 6	1113 Murphy Hall
Fees Receive information on approved fee reductions for part-time undergraduates; on refunds for withdrawal, dismissal, cancellation, leave of absence; or waivers for late registration fee payment, enrollment petition	(310) 825-1091, option 6	1113 Murphy Hall
Grades Receive current and past term grade reports/term printout Inquire about procedures for grade changes or incomplete grades	URSA (310) 825-1091, option 6	1113 Murphy Hall
Holds Receive details on holds initiating offices	URSA	
Personal Information Change name or social security number (name change forms available in Murphy Hall northwest lobby) Change address, telephone, or contact information Verify privacy options (disclosure of student records)	In person URSA URSA	1113 Murphy Hall 1113 Murphy Hall
Readmission File undergraduate readmission application (forms available in Murphy Hall northwest lobby)	(310) 825-1091, option 6	1113 Murphy Hall
Registration Cancel registration before the first day of class Verify registration fee payment	(310) 825-1091, option 6 URSA	1113 Murphy Hall
Residence information for tuition purposes Determine eligibility for change in residence status	(310) 825-3447	1113 Murphy Hall
Transcripts Order official transcripts online Order official transcripts in person (forms available in Murphy Hall northwest lobby)	URSA In person transcripts@registrar.ucla.edu	1113 Murphy Hall
Verifications Confirm status of student attendance, degrees, address information, loan forms, "good student" auto insurance certification	Student: In person Third party: http://www.studentclearinghouse.org	1113 Murphy Hall
Veterans Affairs	(310) 825-5391	1113 Murphy Hall

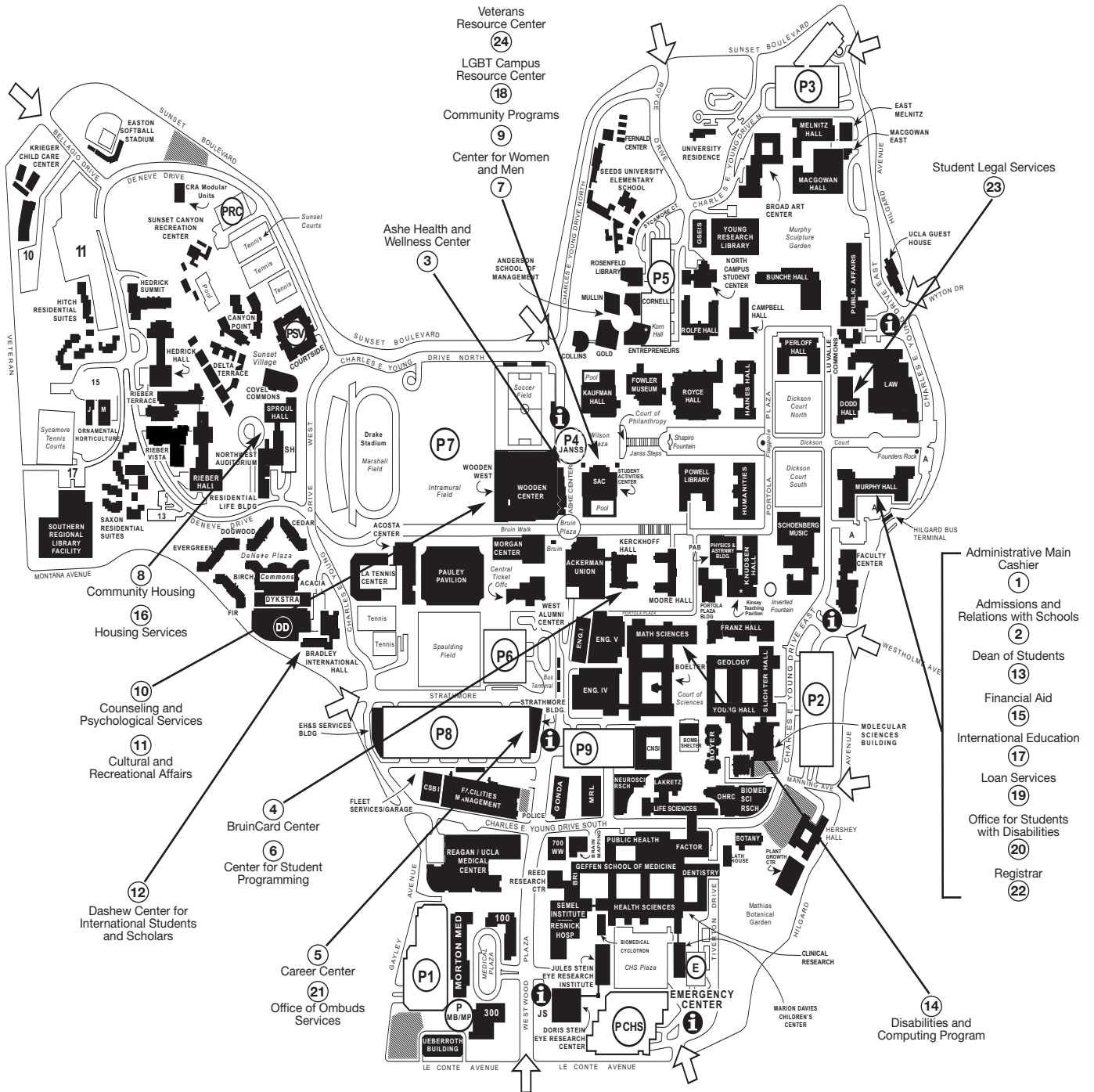
Registrar's services complement those of URSA at <http://www.ursa.ucla.edu>.

Student Services Directory

Student Services support teaching, research, and public service functions of the University by providing programs, services, and educational experiences that promote the academic success of UCLA students and enhance the quality of campus life. Programs and services are geared to supporting the mental, social, and physical development needs of students in a healthy, safe, and intellectually challenging environment.

Student Service	Location	Telephone	Web Address
1. Administrative Main Cashier	1125 Murphy Hall	(310) 825-2201	http://www.sfs.finance.ucla.edu
2. Admissions and Relations with Schools	1147 Murphy Hall	(310) 825-3101	http://www.admissions.ucla.edu
3. Ashe Health and Wellness Center	221 Westwood Plaza	(310) 825-4073	http://www.studenthealth.ucla.edu
4. BruinCard Centers	123 Kerckhoff Hall 150B Sproul Hall 107 UCLA Wilshire Center	(310) 825-2336 Report lost or stolen card (310) 206-3199	http://www.bruincard.ucla.edu
5. Career Center	2nd and 3rd floors, Strathmore Building	(310) 206-1915	http://career.ucla.edu
6. Center for Student Programming	105 Kerckhoff Hall	(310) 825-7041	http://www.studentactivities.ucla.edu
7. Center for Women and Men	B44 Student Activities Center	(310) 825-3945	http://www.thecenter.ucla.edu
8. Community Housing Office	360 De Neve Drive	(310) 825-4491	http://www.cho.ucla.edu
9. Community Programs Office	105 Student Activities Center	(310) 825-5969	
10. Counseling and Psychological Services	Wooden Center West	(310) 825-0768	http://www.counseling.ucla.edu
11. Cultural and Recreational Affairs	2131 Wooden Center	(310) 825-3701	http://www.recreation.ucla.edu
12. Dashew Center for International Students and Scholars	106 Bradley International Hall	(310) 267-1681	http://www.international.ucla.edu
13. Dean of Students	1206 Murphy Hall	(310) 825-3871	http://www.deanofstudents.ucla.edu
14. Disabilities and Computing Program	4919 Math Sciences	(310) 206-7133	http://www.dcp.ucla.edu
15. Financial Aid Office (FAO)	A129J Murphy Hall	(310) 206-0400	http://www.fao.ucla.edu
16. Housing Services	360 De Neve Drive	(310) 206-7011	http://www.housing.ucla.edu/myhousing/
17. International Education Office	B300 Murphy Hall	(310) 825-4995	http://www.ieo.ucla.edu
18. Lesbian Gay Bisexual Transgender Campus Resource Center	B36 Student Activities Center	(310) 206-3628	http://www.lgbt.ucla.edu
19. Loan Services Office	A227 Murphy Hall	(310) 825-9864	http://www.loans.ucla.edu
20. Office for Students with Disabilities	A255 Murphy Hall	(310) 825-1501 (voice) (310) 206-6083 (TTY)	http://www.osd.ucla.edu
21. Office of Ombuds Services	105 Strathmore Building	(310) 825-7627	http://www.ombuds.ucla.edu
22. Registrar's Office	1113 Murphy Hall	(310) 825-1091	http://www.registrar.ucla.edu
23. Student Legal Services	70 Dodd Hall	(310) 825-9894	http://www.studentlegal.ucla.edu
24. Veterans Resource Office	B44 Student Activities Center	(310) 206-6915	http://www.veterans.ucla.edu

Student Services Map



Academic Policies

Admission Policies

An application for admission must be submitted and accepted in accordance with the schedule specified in the Calendar section before a new student may register at the University. Preliminary information about registering is given to new students when the Statement of Intent to Register is submitted online. Please note: Your admission to the University is only guaranteed for the term you are admitted. If you do not register for this “admit” term, you must apply for admission again.

Undergraduate Readmission

One-Term Absence

Students who complete a term (Fall, Winter, Spring), and do not register the following term, may return to UCLA the subsequent term as a continuing student and be eligible to register and enroll in advance.

Reentering Students

To return to the University after an absence of more than one term, complete an Undergraduate Application for Readmission form and file it with the Registrar’s Office. A nonrefundable fee applies (see “Miscellaneous Fees” in the Registration section).

To obtain a readmission application

1. Call 310-825-1091, option 6, and request that one be sent by mail
2. Send e-mail to webfback@registrar.ucla.edu and request that one be sent by mail

Deadlines for filing applications for readmission are shown below. If a deadline falls on a Saturday or Sunday, it is extended to the next business day. Students are encouraged to apply at least four weeks prior to the deadline. Applications received after the deadline are assessed a late readmission fee and, if applicable, a late registration fee (see “Miscellaneous Fees”).

Fall Quarter	August 15
Winter Quarter	November 25
Spring Quarter	February 25

Students who have attended any educational institution—including another University of California campus or UCLA Extension—since their last attendance at UCLA must submit official transcripts from those schools with their application (unless work is being completed abroad). Students admitted prior to Fall 1988 who have not been registered at UCLA for the last five years are required to resubmit official transcripts of *all* work completed outside UCLA. Action taken on the application is contingent upon receipt and evaluation of these transcripts. Mail the completed application, Statement of Legal Residence, and official transcripts (if applicable) to UCLA Registrar’s Office, Attn: Readmission, 1113 Murphy Hall, Box 951429, Los Angeles, CA 90095-1429.

Graduate Registration and Readmission

For details on the policies below, consult *Standards and Procedures for Graduate Study at UCLA* at <http://www.gdnet.ucla.edu/publications.html>.

Continuous Registration Policy

Graduate students must be either registered and enrolled or on an official leave of absence every term until their degrees are awarded. As an exception, certain graduate students may be eligible to pay the filing fee (see below). Failure to register or be on an official leave of absence for any term (Fall, Winter, Spring) constitutes withdrawal from UCLA.

Filing Fee

Graduate students may be eligible to pay the filing fee (half the quarterly registration fee) in lieu of full registration fees for the term in which they expect to complete final degree requirements and receive their degree. Doctoral students are not eligible to pay the filing fee unless registered the immediately preceding term. International students must pay the filing fee by the deadline for registration at the beginning of a term.

Students who pay the filing fee are not eligible for University services beyond a maximum of 12 hours of faculty and staff time required to complete degree requirements and are not considered in the same status as registered students.

Graduate Leave of Absence

Continuing graduate students in good standing (3.0 GPA or above) who have completed at least one term of UCLA graduate work may, with the support of their department and the approval of the Graduate Division, be eligible for leaves of absence. Graduate students are allowed a maximum of six quarters of official leave of absence. International students must consult with the Dashew Center for International Students and Scholars before applying for a leave of absence. Federal policy governing students on F-1 and J-1 visas restricts leaves of absence to certain conditions. Therefore, the Office of International Students and Scholars, in consultation with the Graduate Division, individually evaluates each international graduate student request for a leave of absence to determine that it meets federal (and University) eligibility criteria.

Students on approved leave of absence are not permitted to use faculty time or make use of University facilities for more than 12 hours since their last registration and are not eligible for apprentice personnel employment or other services normally available to registered students. There is no need to apply for readmission, since the approved leave is for readmission to a specific term. The Registrar’s Office notifies students about registration information when their leave is due to expire.

Students obtain a Request for Leave of Absence form from their academic department. See the Calendar section for the filing deadline.

Readmission

Students who fail to register or take an official leave of absence are required to apply for readmission and are held to any changes in degree program requirements. Complete the online Application for Graduate Admission. A nonrefundable readmission application fee must be paid when the application is filed in accordance with deadlines published in the Calendar section.

Reduced Nonresident Tuition for Doctoral Candidates

Nonresident graduate doctoral students who have advanced to candidacy are eligible for a 100 percent reduction in their annual non-

resident tuition fee. The reduced nonresident tuition begins with the first academic term following the advancement to candidacy term. Students are eligible for reduced nonresident tuition for a maximum of three years (includes nonregistered time periods).

Degree Policies

Undergraduate Degrees

To qualify for a bachelor's degree, that is, to graduate in any school or College at UCLA, students must earn at least a C (2.0) average in all courses taken at any UC campus. In addition to the grade-point average requirement, students must satisfy (1) University requirements, (2) College or school requirements, and (3) department requirements. See the *UCLA General Catalog* for details.

Degree Checks

Anytime prior to graduation students may request a review of degree progress. Official degree checks detail requirements remaining to complete the bachelor's degree. The degree check process varies by College or school:

College of Letters and Science. The Degree Progress Report (DPR) serves as the degree check. The DPR is a computer-generated assessment of all degree requirements and the courses taken to fulfill them. View and print DPRs through URSA or order one at a College counseling office (Academic Advancement Program, 1209 Campbell Hall; Honors Programs, A311 Murphy Hall; College Academic Counseling, A316 Murphy Hall). Students should review their DPR periodically with College and departmental undergraduate counselors to be sure they are on track to graduate.

Students who entered UCLA prior to Fall Quarter 1988 should consult their College counseling office (Academic Advancement Program, 1209 Campbell Hall; Honors Programs, A311 Murphy Hall; College Academic Counseling, A316 Murphy Hall).

School of the Arts and Architecture. Degree Progress Reports (DPRs) are available through URSA and on request from the Office of Student Services, 2200 Broad Art Center. Students should consult an adviser in the Office of Student Services when they have questions about university or school requirements or if they have questions about their individual DPR. Questions regarding major requirements should be referred to the departmental counselor.

Henry Samueli School of Engineering and Applied Science. Students following a catalog year prior to 2006-07 and starting their upper division major field course work must submit a "satisfied" Academic Program Proposal to the Office of Academic and Student Affairs, 6426 Boelter Hall. The Academic Program Planner (APP) is an interactive self-advising system that informs these students if their academic programs meet the requirements for graduation. Students following the 2006-07 and later catalogs will use a program called DARS. Students should obtain an official degree check at least one term prior to their graduation term. For details, see http://www.seasoasa.ucla.edu/degree_check.html.

School of Nursing. Students may initiate a request for an updated degree check by contacting the undergraduate student services coordinator in the Student Affairs Office, 2-137 Factor Building.

School of Theater, Film, and Television. Students entering as freshmen receive a written degree check on achieving junior standing. Students entering as juniors receive a degree check on entry. Students may initiate or request an updated degree check by making an appointment with their departmental counselor in the Student Services Office, 103 East Melnitz Building.

Transfer Credit

Students who take courses at a college or university other than UCLA should first check the Articulation Agreements to determine how the courses will transfer. Articulation Agreements are lists of transferable courses from institutions other than UCLA. For questions, or if no Articulation Agreement exists, consult a counselor.

Once students complete the courses, they must have the other institution send transcripts to UARS, 1147 Murphy Hall, Box 951436, Los Angeles, CA 90095-1436. They must also go to UARS to submit a Transcript Locator Card (also known as a Transfer Credit Evaluation Request) to initiate a credit evaluation. Transfer students (who attended another college or university prior to attending UCLA) should discuss transfer credit with their College or school counselor and/or departmental adviser.

Declaration of Candidacy

To initiate the steps leading to the award of a bachelor's degree, students must identify the term they expect to complete degree requirements through URSA by the time they complete 160 units (172 units for engineering students) to avoid a \$20 late candidacy fee. The identified term must fall within the academic year (four quarters) subsequent to the term in which students reach or expect to reach the 160- or 172-unit mark. Once they complete 160/172 or more units, a fee is assessed each time students change the degree expected term.

Current-term or past-term candidates over the unit limit must file a UCLA Declaration of Candidacy form at 1113 Murphy Hall. The form is available online at <http://www.registrar.ucla.edu/forms/>.

Friday of the second week is the last day to declare candidacy for the current term (with fee depending on units completed). Declaration of candidacy after the second week may result in a degree award date for the following term and additional penalty fees.

Verify the degree expected term through URSA. For questions about degree candidacy status, Letters and Science students may inquire at 1113 Murphy Hall. Arts and Architecture, Engineering, Theater, Film, and Television, and Nursing students should see their school office. A photo ID is required. Declaring candidacy is not a guarantee of graduation. Current-term candidates are not assigned enrollment appointments for the following term.

In Absentia Graduation

Students who intend to complete degree requirements while nonregistered (those who take a course through UCLA Extension or at another institution, remove an Incomplete grade, and so on) must file a request to graduate "in absentia" with their degree auditor in 1113 Murphy Hall by the second-week candidacy deadline. Students graduating "in absentia" are assessed the undergraduate in absentia degree service fee in addition to the declaration of candidacy fee if they were also not registered in the term immediately prior to their degree expected term.

Minors

Letters and Science students must petition to enter a minor through the department/office administering the program. School of Arts and Architecture, Engineering, Theater, Film, and Television, and Nursing students must also obtain the approval of their school. The last day to obtain the required approval(s) is Friday of the second week of the degree expected term. Late entry to a minor may result in a degree award date for the following term.

Satisfactory completion of the requirements for a minor is reflected on the final transcript and diploma.

Final Degree Audits and Graduation

Degree auditors in the Registrar's Office for Letters and Science students (2200 Broad Art Center for Arts and Architecture students, 6426 Boelter Hall for Engineering students, 2-200 Factor Building for Nursing students, and 103 East Melnitz Building for Theater, Film, and Television students) are responsible for verifying each candidate's eligibility for a bachelor's degree. Degree auditors have information pertaining to a student's graduation only if that student has declared candidacy and completed 160 quarter units (172 units for engineering students).

During their graduating term, students should inform a degree auditor of grade changes, petitions for substitutions or exemptions, transfer credits, or similar changes that may affect their degree. Degree auditors notify students whose graduation eligibility cannot be verified of any requirements still outstanding and other problems in completing the degree.

Contact degree auditors only for questions about degree audits. Phone numbers are in the Registrar's Services Guide in the Student Services section. For graduation ceremony procedures, contact the College or schools. Names of students who request that no public information be released do not appear in commencement ceremony programs. Students may change their privacy status on URSA.

Honors

Latin Honors

The College and schools award Latin honors according to overall grade-point average (GPA) at graduation. Honors are reflected on official transcripts and diplomas. Eligible students must have completed at least 90 (98 for the School of Nursing) University of California units for a letter grade. The levels of honors are summa cum laude, magna cum laude, and cum laude. The minimum GPA requirements for the current academic year are as follows:

1. **School of the Arts and Architecture:** 3.954 for summa cum laude, 3.892 for magna cum laude, 3.782 for cum laude
2. **College of Letters and Science:** 3.872 for summa cum laude, 3.791 for magna cum laude, 3.654 for cum laude
3. **School of Nursing:** 3.872 for summa cum laude, 3.791 for magna cum laude, 3.654 for cum laude
4. **Henry Samueli School of Engineering and Applied Science:** 3.889 for summa cum laude, 3.814 for magna cum laude, 3.618 for cum laude. In addition, the school requires the upper division GPA to be 3.892 for summa cum laude, 3.742 for magna cum laude, and 3.615 for cum laude; a minimum 3.25 GPA in the major; and at least 80 upper division units completed at UC
5. **School of Theater, Film, and Television:** 3.879 for summa cum laude, 3.845 for magna cum laude, 3.773 for cum laude

Requirements are subject to yearly change and other eligibility restrictions. Contact the College or school for information.

Departmental Honors

Some departments in the College of Letters and Science award honors, which are reflected on official transcripts and the diploma, to graduates of their programs. Inquire about the availability of these honors in the department office.

Tips For Graduating Seniors

1. All students should verify the degree expected term through URSA. If the degree expected term is incorrect, change it through URSA or by filing a UCLA Declaration of Candidacy form (available online at <http://www.registrar.ucla.edu/forms/>) at 1113

Murphy Hall. This must be done before Friday of the second week of the last quarter

2. All students should verify majors, minors, and specializations as they appear on the DPR and Grade Report during the final term. If any information is in error, contact the appropriate office or degree auditor
3. Students finishing degree requirements without being enrolled at UCLA in the final term (because, for example, they are removing Incomplete grades, adding or dropping courses, attending another institution) must file a request to graduate "in absentia" at 1113 Murphy Hall. This must be done before Friday of the second week of the degree expected term
4. Students completing coursework at another institution, including UCLA Extension, must make sure their official transcripts (with grades) are received by the degree auditor in the Registrar's Office no later than three weeks after the end of the degree expected term
5. Students completing their work in Spring Quarter through the Education Abroad Program should declare for Summer graduation. Check with Honors counselors and major departments about necessary petitions before going abroad
6. All students must satisfy any outstanding requirements before graduating. Any petitions to amend records must be filed no later than the last day of the degree expected term
7. Students in their final term should inform the Registrar's Office of mailing and e-mail address changes. An address change can be initiated on URSA, at 1113 Murphy Hall, or on the monthly BAR statement. Students who plan to move at the end of the degree expected term and who will not have access to URSA should file an address change, identifying a future mailing address and effective date, before leaving
8. Students may not graduate in one term and then retroactively add majors, minors, or specializations or add and drop courses, and so forth. On degree conferral, the undergraduate record is closed
9. Students should submit name changes to Enrollment and Degree Services, 1113 Murphy Hall, by the last day of the degree expected term for it to appear correctly on the diploma. Inform the Registrar's Office of any special accents or punctuation that should be reflected on the diploma. The name on record is the name that appears on the diploma
10. Students should check their privacy and FERPA options through URSA before they graduate. A student with a FERPA restriction will not appear in UCLA online or print directories or Commencement publications.

Certain UCLA online access and services expire upon separation from the University. Check the BruinTech website at http://www.bruintech.ucla.edu/howto/students_leaving.htm for more information.

Master's Degrees

Students who expect to complete master's degree requirements should submit an Advancement to Candidacy form to their department no later than the Friday of the second week of classes. See the Calendar section for deadlines.

After completion of all course requirements and the comprehensive examination or the thesis, the Registrar's Office reviews the student's courses and grades in order to confirm the awarding of the degree. Once the process is completed (approximately six weeks after the end of the term), the degree is recorded on the student's record and appears on any official transcript ordered.

During the final term, the student must inform the Registrar's Office of mailing and e-mail address changes. An address change can be initiated on URSA, at 1113 Murphy Hall, or through the monthly BAR statement.

Transcripts and Diplomas

For graduating students, academic transcripts with the graduation date included are available approximately seven weeks after the end of the term. Students requiring earlier proof of graduation may contact degree auditors in 1113 Murphy Hall and request a certificate of completion. The first certificate of completion is free of charge; a fee is charged for each additional copy. An additional special processing fee may be assessed if

1. The request for a certificate is made before grades are posted for the term and
2. The auditor must take special action to verify a grade or grades, expedite a transfer credit evaluation, or obtain other documentation necessary to clear you for the degree

Diplomas for both undergraduate and graduate students are available approximately three to four months after the degree award date. Information about obtaining diplomas in person (no fee) or by mail (with fee) is sent to student e-mail addresses approximately seven weeks after the end of the final term. To expedite receipt of diplomas, students are encouraged to return the diploma mail request form and remit the mailing fee. The form is available online at <http://www.registrar.ucla.edu/forms/>. A diploma hotline with current recorded diploma information is available seven days a week, 24 hours a day at (310) 825-8883.

To be reflected on the diploma, name changes must be submitted to Enrollment and Degree Services, 1113 Murphy Hall, by the last day of the degree expected term. Students submitting name changes after that date must request a replacement diploma at 1113 Murphy Hall. The special order diploma fee is assessed.

If an original diploma is destroyed, a duplicate may be ordered from the Registrar's Office, Diploma Reorder, 1113 Murphy Hall. The duplicate diploma request form is also available online at <http://www.registrar.ucla.edu/forms/>. There is a fee for the replacement diploma, and it bears a reissue date and the signatures of the current officials of the state and University.

Closure of Student Record

Student records are closed to revisions in enrollment, grading, and academic actions upon award of a degree. Students are responsible for requesting review of their record prior to award of their degree. See UCLA Procedure 220.1 Student Grievances Regarding Challenge to Content of Student Records Under the Family Educational Rights and Privacy Act, which may be found at http://www.adminvc.ucla.edu/appm/entry_policies.asp?vSection=public/220-1.HTM.

Changes requested by an individual after award of a degree are considered by the College or school only under extraordinary circumstances. Supportive documentation is required. Upon action of the academic dean, a statement of the request for revision and a note of the change may be recorded only in the memoranda section of the transcript.

Class Levels

Class levels at UCLA are determined on the basis of the charts below:

Undergraduate Levels	
Class Designation	Units Completed
Freshman (UFR)	0-44.9
Sophomore (USO)	45-89.9
Junior (UJR)	90-134.9
Senior (USR)	135 or more
Second Bachelor's (UB2)	—
Limited (UGL)	—
Unclassified (Summer only) (UNC)	—
EAP Reciprocity (UGE)	—

Graduate Levels	
Class Designation	Units Completed
Master's (M.A./M.S.) (GMT)	Master's degree objective
Professional Master's (GPM)	—
Doctorate 1 (GD1)	Not advanced to candidacy
Doctorate 2 (GD2)	Advanced to candidacy
Certificate/Credential (GCT)	—
Unclassified (Summer only) (GNC)	—
Postdoctorate (GPX)	—
No Degree Objective (GDS)	—
Professional School (PF)	—
Professional School (PF2)	Second year (Law, 30-55.9 units)
Professional School (PF3)	Third year (Law, 56 or more units)

Class level is based on completed and any in-progress units. For undergraduate students, class level determines the URSA enrollment appointment time (obtainable through URSA).

Civic Engagement Opportunities

UCLA Center for Community Learning

In collaboration with academic departments, the UCLA Center for Community Learning (CCL) offers undergraduate students the opportunity to participate in a variety of structured and rigorous academic courses that promote citizenship, leadership, and social justice through service learning, internships, and other community-based learning experiences. The courses connect the research interests of faculty members and students with the needs and priorities of UCLA's community partners. The center advises students on internships and service learning opportunities and administers the Civic Engagement minor and the University of California Center Sacramento program. See <http://www.ugeducation.ucla.edu/communitylearning/>.

Civic Engagement Minor

The Civic Engagement minor is designed to provide students with a core analytical, experiential, and theoretical framework for understanding issues of community building, governance, and the use of civic resources. It examines the connections between individual success and societal structures, while exploring traditions of service and the history of civic movements. The minor can be paired with any major as an applied and active way of putting disciplinary tools to use and is intended for highly motivated students of any ideological perspective who are committed to education among a broader community of learners. See <http://www.ugeducation.ucla.edu/communitylearning/civic-engagement-minor.html>.

Internships and Service Learning

The Center for Community Learning (CCL) provides opportunities for junior and senior students to link hands-on experience with classroom education. Many courses and programs are offered that require fieldwork in the form of internships or community service projects. Interested students should visit A265 Murphy Hall, (310) 825-7867, for advice on enrolling in internships and service learning courses. Courses are listed at <http://www.ugeducation.ucla.edu/communitylearning/internships.html> and at <http://www.ugeducation.ucla.edu/communitylearning/service-learning.html>.

The following service learning courses are offered Spring Quarter 2009:

American Indian Studies C122SL. Working in Tribal Communities: Service Learning. (4)

Applied Linguistics and TESL M172SL. Latinos, Linguistics, and Literacy. (5)

Arts and Architecture 192SL. ArtsBridge Undergraduate Practicum. (2 to 4)

Chicana and Chicano Studies 100SL. Barrio Service Learning. (4)

Chicana and Chicano Studies M170SL. Latinos, Linguistics, and Literacy. (5)

Civic Engagement 105SL. Client-Based Program Evaluation. (5)

English 112SL. Children's Literature: Service Learning. (4)

Honors Collegium M128SL. Latinos, Linguistics, and Literacy. (5)

Life Sciences 71SL. Classroom Practices in Elementary School Science. (2)

Life Sciences 73SL. High School Science. (2)

Mathematics 71SL. Classroom Practices in Elementary School Mathematics. (2)

Mathematics 72SL. Classroom Practices in Middle School Mathematics. (2)

Spanish M172SL. Latinos, Linguistics, and Literacy. (5)

Statistics 141SL. Practice of Statistical Consulting. (4)

AAP students who participate in the Rosa Parks Community Development Internship Program and Teachers for Tomorrow can earn academic credit by enrolling in CCL-sponsored community-based service learning projects.

University of California Center Sacramento

The University of California Center Sacramento (UCCS) is an academic state government program sponsored by the UC Office of the President. The center's long-term goal is to bring together UC faculty members with undergraduate and graduate students to pursue research related to state government, politics, and public policy.

The quarterly experiential learning program offers students an opportunity to participate in an intensive internship course and take a research seminar course that investigates policy issues. Along with internship placement and academic courses, the center offers a speaker series featuring prominent guests from state government. The residential program is open to juniors and seniors who have completed a significant part of their upper division and major courses. UCCS is open to students in all fields of study. Contact the UCLA Center for Community Learning, A265 Murphy Hall, (310) 825-7867. See <http://www.ugeducation.ucla.edu/communitylearning/uc-center-sacramento.html> and <http://uccs.universityofcalifornia.edu>.

Quarter in Washington, DC

The Center for American Politics and Public Policy (CAPPP) selects undergraduate students each fall, winter, and spring to participate in its Quarter in Washington Program. The program offers an opportunity to combine UCLA courses with research and field experience. Students live at the UC Washington Center for up to 12 weeks, dividing their time between courses taught by UC faculty members and a part-time internship placement. They are registered as UCLA students and earn UC credit in multiple majors by petition for all classes taken. The core course, a research development seminar, is multiple-listed in political science, sociology, and history, meets the capstone requirement for the Public Affairs minor, applies toward the Civic Engagement minor, and is eligible for College Honors by petition. At least one course in a subject other than political science, such as economics or history, is offered each quarter. All courses take advantage of Washington's unique resources for study and research. Center administrators help students find a field placement that complements a substantial research project. Contact the CAPPP Office, 2133 Rolfe Hall, (310) 206-3109 or send e-mail to info@capppp.ucla.edu. See <http://www.capppp.ucla.edu/quarterinwashington/>.

Collegium of University Teaching Fellows Seminars

The Collegium of University Teaching Fellows (CUTF) is an innovative program that creates unique learning opportunities for both graduate teaching fellows and undergraduate students on campus. Through the program, some of UCLA's very best advanced graduate students have the opportunity to develop and teach a lower division seminar in their field of specialization on a one-time only basis. This experience serves as a capstone to the teaching apprenticeship, preparing them for the academic job market and their role as future faculty members. At the same time, undergraduate students who enroll in CUTF seminars have the chance to take courses that are at the cutting edge of a discipline, and to experience the benefits of participating in a small-seminar environment. Seminars are taught in Winter and Spring Quarters.

Applied Linguistics

98T. Understanding Sociality through Neuropathology: Multimethod Approach. (5) Seminar, three hours. Enforced requisite: satisfaction of Entry-Level Writing requirement. Freshmen/sophomores preferred. Focus on sociality by examining various neuropathological disorders that affect one's behaviors. Examination of how researchers in varying disciplines identify and specify research questions related to understanding of both social dysfunction and normal social functioning and how these varying disciplines address research questions posed. Letter grading. L. Mikesell (**Not approved for GE Foundations**)

Ecology and Evolutionary Biology

98T. Science and Animal Behavior in Media. (5) Seminar, three hours. Enforced requisite: satisfaction of Entry-Level Writing requirement. Freshmen/sophomores preferred. Public's knowledge of science is becoming more and more important in our modern world. Most people get this knowledge from media that isn't always accurate. Exploration of how media's representation of field of animal behavior differs from its actual practice. Letter grading. B. Rossi (**GE Foundation — Scientific Inquiry: Life Sciences**)

Ethnomusicology

98T. Sounds of 'Stans: Music and National Identity in Central Asia. (5) Seminar, three hours. Enforced requisite: satisfaction of Entry-Level Writing requirement. Freshmen/sophomores preferred. Musical nationalism as it has formed and developed in five formerly Soviet territories of Central Asia — Turkmenistan, Uzbekistan, Kazakhstan, Tajikistan, and Kyrgyzstan — and Uyghur Autonomous Region of western China. All of these territories possess legacy of cultural engineering under authoritarian regimes that powerfully shaped concepts of national identity in each region and utilized music as important vehicle for these identities. With discussions situated in literature of nations and nationalism, exploration of how national identity development continues to resonate in music of Central Asia. Letter grading. M. Rancier (**GE Foundation — Arts and Humanities: Visual and Performance Arts Analysis and Practice**)

Music History

98T. Music and War. (5) Seminar, three hours. Enforced requisite: satisfaction of Entry-Level Writing requirement. Freshmen/sophomores preferred. Exploration of relationship between music and war. With focus on music in context of First and Second World Wars, as well as in current war with Iraq, examination of critical role that both music and sound play in rituals that accompany all states of military engagement. Letter grading. G. Bravo (**GE Foundation — Arts and Humanities: Visual and Performance Arts Analysis and Practice**)

Philosophy

98T. Do Good People Need Government? (5) Seminar, three hours. Enforced requisite: satisfaction of Entry-Level Writing requirement. Freshmen/sophomores preferred. Does government exist primarily to deal with wrongdoing, or do morally good people also need government? Study of several historical works of political philosophy with this question in mind and coverage of historical texts by Thomas Hobbes, David Hume, and Aristotle. Letter grading. R. Hughes (**GE Foundation — Arts and Humanities: Philosophical and Linguistic Analysis**)

Psychology

98TB. East Meets West: Meditation, Mindfulness, and Western Psychology. (5) Seminar, three hours. Enforced requisite: satisfaction of Entry-Level Writing requirement. Freshmen/sophomores preferred. How do Western psychologists integrate Eastern practices such as meditation and mindfulness in treating psychology and health problems? How do scientists investigate topics such as meditation and mindfulness that have traditionally been considered outside realm of Western science? What does this research suggest about how mind and body connect? Cutting-edge psychology research used to investigate mindfulness meditation, psychological and health interventions based on meditation, and how they affect mental and physical health. Letter grading. J. Arch (**GE Foundation — Scientific Inquiry: Life Sciences**)

Statistics

98T. PseudoScience: Rational Thought Processes. (5) Seminar, three hours. Enforced requisite: satisfaction of Entry-Level Writing requirement. Freshmen/sophomores preferred. Critical thinking, formal logical laws, and basic statistical principals applied to variety of topics, including social and physical sciences. Although applications to be broad, statistical and formal logic methods used to deduce and critique arguments to be grounded in mathematical concepts. Letter grading. A. Anderson (**GE Foundation — Scientific Inquiry: Physical Sciences**)

Intercampus Course Offerings

For enrollment policies regarding distance learning, see "Simultaneous UC Enrollment" in the Enrollment section of the *Schedule*. The enrollment form, *Undergraduate Application for Simultaneous UC Enrollment*, can be obtained from the Registrar's Office forms website at <http://www.registrar.ucla.edu/forms/>.

Distance Learning at UCLA

Distance learning courses offered through UCLA connect students and faculty through live real-time interaction to sites outside UCLA, including other universities and institutions around the world. Through the use of videoconference technology, participants at both sites can see and hear each other, and multisite conferencing is available to enable students at three or four different locations to take the same course together.

Distance learning courses and videoconferencing can take place wherever there is a network connection to the Internet, which includes 80 percent of general assignment classrooms at UCLA. In addition, there are facilities on campus dedicated for use as distance learning classrooms and for videoconferencing.

For more information, contact Don Roby at (310) 206-7449 or send e-mail to vidcon@ucla.edu. For further information about the classrooms that have Internet connectivity, see <http://www.oid.ucla.edu/avs/>. For course ID numbers, times, and locations, see the appropriate department and course listing section of the *Schedule of Classes*.

At press time, no distance learning courses are scheduled for Spring Quarter 2009.

Distance Learning for Less Commonly Taught Languages

In order to make the most of language resources available at the University of California campuses, the UC Consortium for Language Learning and Teaching encourages the use of distance learning to promote access to the less commonly taught languages. Through UC Simultaneous Enrollment, students can enroll in language courses that use videoconferencing to bring students and faculty members from different campuses together.

Other UC Campuses Incoming Videoconferencing Courses

In 2008-09, UC Berkeley is offering language courses in beginning and advanced Danish and beginning Zulu via videoconference. Each class session is transmitted via Internet videoconferencing to UCLA so that students at UCLA can participate and interact in real time with students in the UCB classroom. UCLA videoconferencing sessions are held in the Instructional Media Laboratory, 270 Powell Library Building.

UCLA undergraduate students can request enrollment in the UCB classes using the *Undergraduate Application for Simultaneous UC Enrollment* form. Applications are available at <http://www.registrar.ucla.edu/forms/> or from the student affairs advising offices in the College and schools. Graduate students may enroll through the Intercampus Exchange Program; applications are available at Graduate Admissions/Student and Academic Affairs, 1255 Murphy Hall. Grades and units are entered as transfer credit from UCB.

Students interested in the classes should consult the UC Berkeley *Schedule of Classes* at <http://schedule.berkeley.edu>.

NOTE: UCB is on the semester calendar. Spring Semester instruction began January 20, 2009. The following courses began in January.

African American Studies

C13B. Elementary Zulu. (4 semester units) Lecture, four hours; laboratory, one hour. Requisite: course C13A. Not open to native or heritage speakers of Zulu. Introduction to speaking, listening, reading, and writing in Zulu, with emphasis on developing student ability to create and to communicate with basic Zulu structures and vocabulary in culturally and socially appropriate context. Development of speaking and listening abilities through oral exercises, class discussions, and recordings available from Berkeley Language Center. Reading and writing development through in-class exercise, independent reading projects, and compositions. P/NP or letter grading. Taught by UCB lecturer G. Sibanda Tuesday and Thursday from 9 to 11 a.m. and videoconferenced to 270 Powell Library Building.

Scandinavian

4B. Beginning Danish. (4 semester units) Language instruction, three hours; computer laboratory, one hour. Requisite: course 4A. Development of basic elements of communicative competence in both spoken and written language within cultural context. P/NP or letter grading. Taught by UCB lecturer K. Moller Tuesday and Thursday from 2 to 3:30 p.m. and videoconferenced to 270 Powell Library Building.

100B. Scandinavian Languages and Linguistics (Advanced Danish). (4 semester units) Language instruction, two hours; lecture, one hour. Requisite: course 100A. In context of inter-Scandinavian communication, further development of communicative competence, reading and writing abilities, and cultural understanding in target language (Danish). P/NP or letter grading. Taught by UCB lecturer K. Moller Tuesday, Wednesday, and Thursday from 11 a.m. to noon and videoconferenced to 270 Powell Library Building.

UCLA Outgoing Videoconferencing Courses

UCLA is offering the following courses through videoconferencing. Students from other UC campuses may enroll through UC Simultaneous Enrollment. Non-UC students may enroll with consent of instructor through UCLA Extension. Consult the Registrar's Office on the respective campuses for details about where to obtain the enrollment form and for the policies that apply to simultaneous enrollment on each campus.

Czech

102C. Advanced Czech. (4) (Formerly numbered 102F.) Lecture, three hours. Requisite: course 101C. P/NP or letter grading. Taught by S. Kresin Monday and Wednesday from 11 a.m. to noon and Friday from 10 a.m. to noon in 311 Humanities Building and videoconferenced to UC Santa Barbara.

Hungarian

187D. Advanced Tutorial Instruction in Hungarian. (2) Tutorial, one hour; laboratory, one hour. Preparation: prior course in sequence or Hungarian placement test. Tutorial and guided independent study of advanced Hungarian: advanced conversation, composition, vocabulary development, and review of selected grammar topics. P/NP or letter grading. Taught by M. Borbely Monday from 3 to 4:50 p.m. in 136 Kaufman Hall and videoconferenced to UC San Diego.

Writing II Courses

The Writing II requirement can be satisfied by completing a writing course selected from a list approved by the Faculty Executive Committee. Consult the online *Schedule of Classes* for the most current list of approved courses.

Consult your College or school adviser for additional general education information.

Ancient Near East

10W. Jerusalem: Holy City. (5) Lecture, three hours; discussion, one hour. Enforced requisite: English Composition 3 or 3H or English as a Second Language 36. Survey of religious, political, and cultural history of Jerusalem over three millennia as symbolic focus of three faiths: Judaism, Christianity, and Islam. Transformation of sacred space as reflected by literary and archaeological evidence through examination of testimony of artifacts, architecture, and iconography in relation to written word. Study of creation of mythic Jerusalem through event and experience. Satisfies Writing II requirement. Letter grading. **(GE Foundations — Arts and Humanities: Literary and Cultural Analysis; Society and Culture: Historical Analysis)**

Applied Linguistics and Teaching English as a Second Language

102W. Nature of Learning. (5) Lecture, four hours; discussion, one hour. Enforced requisite: English Composition 3 or 3H or English as a Second Language 36. Exploration of learning via examination of second language acquisition. All normal children acquire language of their family and community (i.e., first language acquisition is ubiquitous). Success in second language acquisition is radically variable, and many learners, in spite of substantial opportunity and ability, achieve proficiencies that fall far below that of native speakers. Examination of interaction of emotion and cognition and nature of aptitude and motivation in learning. Primary vehicle for investigation to be autobiographies of second language learners. Satisfies Writing II requirement. Letter grading. **(Not approved for GE Foundations)**

Comparative Literature

2CW. Survey of Literature: Age of Enlightenment to 20th Century. (5) Lecture, two hours; discussion, two hours. Enforced requisite: English Composition 3 or 3H or English as a Second Language 36. Not open for credit to students with credit for course 1C or 4CW. Study of selected texts from Age of Enlightenment to 20th century, with emphasis on literary analysis and expository writing. Texts may include works by authors such as Swift, Voltaire, Diderot, Rousseau, Goethe, Flaubert, Ibsen, Strindberg, M. Shelley, Dostoevsky, Kafka, James Joyce, Garcia Marquez, and Jamaica Kincaid. Satisfies Writing II requirement. Letter grading. **(GE Foundation — Arts and Humanities: Literary and Cultural Analysis)**

2DW. Survey of Literature: Great Books from World at Large. (5) Lecture, two hours; discussion, two hours. Enforced requisite: English Composition 3 or 3H or English as a Second Language 36. Not open for credit to students with credit for course 1D or 4DW. Study of major literary texts usually overlooked in courses that focus only on canon of Western literature, with emphasis on literary analysis and expository writing. Texts from at least three of following areas read in any given term: African, Caribbean, East Asian, Latin American, and Middle Eastern literature. Satisfies Writing II requirement. Letter grading. **(GE Foundation — Arts and Humanities: Literary and Cultural Analysis)**

4AW. Literature and Writing: Antiquity to Middle Ages. (5) Discussion, four hours. Enforced requisite: English Composition 3 or 3H or English as a Second Language 36. Not open for credit to students with credit for course 1A or 2AW. Study and discussion of selected texts from antiquity to Middle Ages, with emphasis on literary analysis and expository writing. Texts include works and authors such as *Iliad*, *Odyssey*, *Gilgamesh*, Sappho, Greek tragedies, *Aeneid*, Petronius, *Beowulf*, or Marie de France. Satisfies Writing II requirement. Letter grading. **(GE Foundation — Arts and Humanities: Literary and Cultural Analysis)**

4BW. Literature and Writing: Middle Ages to 17th Century. (5) Discussion, four hours. Enforced requisite: English Composition 3 or 3H or English as a Second Language 36. Not open for credit to students with credit for course 1B or 2BW. Study and discussion of selected texts from Middle Ages to 17th century, with emphasis on literary analysis and expository writing. Texts may include works and authors such as Chaucer, Dante's *Divine Comedy*, Cervantes' *Don Quixote*, Shakespeare, *1001 Nights*, Christine de Pizan, *Popul Vuh*, Molière, and Racine. Satisfies Writing II requirement. Letter grading. **(GE Foundation — Arts and Humanities: Literary and Cultural Analysis)**

4CW. Literature and Writing: Age of Enlightenment to 20th Century. (5) Discussion, four hours. Enforced requisite: English Composition 3 or 3H or English as a Second Language 36. Not open for credit to students with credit for course 1C or 2CW. Study and discussion of selected texts from Age of Enlightenment to 20th century, with emphasis on literary analysis and expository writing. Texts may include works by authors such as Swift, Voltaire, Diderot, Rousseau, Goethe, M. Shelley, Flaubert, Ibsen, Strindberg, Dostoevsky, Gogol, Kafka, Joyce, Beckett, L. Hughes, and Garcia Marquez. Satisfies Writing II requirement. Letter grading. **(GE Foundation — Arts and Humanities: Literary and Cultural Analysis)**

4DW. Literature and Writing: Great Books from World at Large. (5) Discussion, four hours. Enforced requisite: English Composition 3 or 3H or English as a Second Language 36. Not open for credit to students with credit for course 1D or 2DW. Study and discussion of major literary texts usually overlooked in courses that focus only on canon of Western literature, with emphasis on literary analysis and expository writing. Texts from at least three of following areas read in any given term: African, Caribbean, East Asian, Latin American, and Middle Eastern literature. Texts may include works by authors such as Ngugi, Desai, Kincaid, Emecheta, El Saadawi, Achebe, Pak, Can Xue, Neruda, and Rushdie. Satisfies Writing II requirement. Letter grading. **(GE Foundation — Arts and Humanities: Literary and Cultural Analysis)**

English

4HW. Critical Reading and Writing (Honors). (5) Lecture, four hours. Enforced requisite: English Composition 3 or 3H or English as a Second Language 36. Introduction to literary analysis, with close reading and carefully written exposition of selections from principal modes of literature: poetry, prose fiction, and drama. Minimum of four papers (three to five pages each) and two in-class essays. Satisfies Writing II requirement. Letter grading. **(Not approved for GE Foundations)**

4W. Critical Reading and Writing. (5) Lecture, four hours. Enforced requisite: English Composition 3 or 3H or English as a Second Language 36. Introduction to literary analysis, with close reading and carefully written exposition of selections from principal modes of literature: poetry, prose fiction, and drama. Minimum of four papers (three to five pages each) and two in-class essays. Satisfies Writing II requirement. Letter grading. **(Not approved for GE Foundations)**

English Composition

5W. Literature, Culture, and Critical Inquiry. (5) Lecture, four hours. Enforced requisite: course 3 or 3H or English as a Second Language 36. Use of analysis of literary works within cultural context to engage students in critical thinking and writing about issues important to academic inquiry and responsible citizenship. Minimum of 15 to 20 pages of revised text required in addition to regular informal writing exercises. Satisfies Writing II requirement. Letter grading. **(GE Foundation — Arts and Humanities: Literary and Cultural Analysis)**

100W. Interdisciplinary Academic Writing. (5) Lecture, four hours. Prerequisite: course 3 or 3H or English as a Second Language 36. Designed for sophomores/juniors/seniors. Course in academic writing suitable for both lower and upper division students that helps them develop academic papers with a range of complexity and length. Focus on conventions of academic prose and genres across the disciplines. Written assignments include common forms of academic writing such as argument, research paper, and/or critical essay. Satisfies Writing II requirement. Letter grading. **(Not approved for GE Foundations)**

Environment

M1CW. Global Environment: Special Topics. (5) (Same as GE Clusters M1CW.) Seminar, three hours. Enforced prerequisites: course M1B, and English Composition 3 or 3H or English as a Second Language 36. Not open for credit to students with credit for former course M1C. Examination of specialized environmental topics such as air and water, global warming, and feeding Earth's population. Satisfies Writing II requirement. Letter grading. **(GE Foundations — Society and Culture: Social Analysis; Scientific Inquiry: Life Sciences, Physical Sciences)**

General Education Clusters

M1CW. Global Environment: Special Topics. (5) (Same as Environment M1CW.) Seminar, three hours. Enforced prerequisites: course M1B, and English Composition 3 or 3H or English as a Second Language 36. Limited to first-year freshmen. Examination of specialized environmental topics such as air and water, global warming, and feeding Earth's population. Satisfies Writing II requirement. Letter grading. **(GE Foundations — Society and Culture: Social Analysis; Scientific Inquiry: Life Sciences, Physical Sciences)**

20CW. Interracial Dynamics in American Culture and Society: Special Topics. (5) Seminar, three hours. Enforced prerequisites: course 20B, and English Composition 3 or 3H or English as a Second Language 36. Limited to first-year freshmen. Consideration of how experience, debates, and issues of race are represented and understood in historical, legal, cinematic, and literary contexts. Satisfies Writing II requirement. Letter grading. **(GE Foundations — Arts and Humanities: Literary and Cultural Analysis; Society and Culture: Historical Analysis, Social Analysis)**

21CW. History of Modern Thought: Special Topics. (5) Seminar, three hours. Enforced prerequisites: course 21B, and English Composition 3 or 3H or English as a Second Language 36. Limited to first-year freshmen. Examination of cross-section of classical and modern social theories and debates that shape them. Satisfies Writing II requirement. Letter grading. **(GE Foundations — Arts and Humanities: Philosophical and Linguistic Analysis; Society and Culture: Historical Analysis, Social Analysis)**

M24CW. Work, Labor, and Social Justice in U.S.: Special Topics. (5) (Same as Labor and Workplace Studies M1CW.) Seminar, three hours. Enforced prerequisites: course M24B, and English Composition 3 or 3H or English as a Second Language 36. Limited to first-year freshmen. Topics include labor law/history, gender, race, and workplace. Satisfies Writing II requirement. Letter grading. **(GE Foundations — Arts and Humanities: Literary and Cultural Analysis; Society and Culture: Historical Analysis, Social Analysis)**

25CW. Politics, Society, and Culture in East Asia: Special Topics. (5) Seminar, three hours. Enforced prerequisites: course 25B, and English Composition 3 or 3H or English as a Second Language 36. Limited to first-year freshmen. In-depth examination of issues in historical and contemporary East Asian popular culture. Satisfies Writing II requirement. Letter grading. **(GE Foundations — Arts and Humanities: Literary and Cultural Analysis; Society and Culture: Historical Analysis, Social Analysis)**

60CW. America in Sixties: Politics, Society, and Culture, 1954 to 1974 — Special Topics. (5) Seminar, three hours. Enforced prerequisites: course 60B, and English Composition 3 or 3H or English as a Second Language 36. Limited to first-year freshmen. In-depth examination of political and cultural issues affecting U.S. society from 1954 to 1974. Satisfies Writing II requirement. Letter grading. **(GE Foundations — Arts and Humanities: Literary and Cultural Analysis, Visual and Performance Arts Analysis and Practice; Society and Culture: Social Analysis)**

66CW. Los Angeles: The Cluster — Special Topics. (5) Seminar, three hours. Enforced prerequisites: course 66B, and English 3 or 3H or English as a Second Language 36. Limited to first-year freshmen. Topics may include musical cultures of Los Angeles, Los Angeles as global city, Los Angeles in fiction, Southern California and environment, planning for 21st-century Los Angeles, and housing and homelessness in Los Angeles. Satisfies Writing II requirement. Letter grading. **(GE Foundations — Arts and Humanities: Literary and Cultural Analysis; Society and Culture: Historical Analysis, Social Analysis)**

70CW. Evolution of Cosmos and Life: Special Topics in Life Sciences. (5) Seminar, three hours. Enforced prerequisites: course 70B, and English Composition 3 or 3H or English as a Second Language 36. Limited to first-year freshmen. Not open for credit to students with credit for course 70DW. Examination in depth of various issues of evolution in cosmos from life sciences perspective. Satisfies Writing II requirement. Letter grading. **(GE Foundation — Scientific Inquiry: Life Sciences)**

70DW. Evolution of Cosmos and Life: Special Topics in Physical Sciences. (5) Seminar, three hours. Enforced prerequisites: course 70B, and English Composition 3 or 3H or English as a Second Language 36. Limited to first-year freshmen. Not open for credit to students with credit for course 70CW. Examination in depth of various issues of evolution in cosmos from physical sciences perspective. Satisfies Writing II requirement. Letter grading. **(GE Foundation — Scientific Inquiry: Physical Sciences)**

80CW. Frontiers in Human Aging: Biomedical, Social, and Policy Perspectives — Special Topics. (5) Seminar, three hours. Enforced prerequisites: course 80B, and English Composition 3 or 3H or English as a Second Language 36. Limited to first-year freshmen. In-depth examination of gender and aging, cellular aging, cancer, and aging of the brain. Satisfies Writing II requirement. Letter grading. **(GE Foundations — Society and Culture: Social Analysis; Scientific Inquiry: Life Sciences)**

History

96W. Introduction to Historical Practice. (5) Seminar, three hours. Enforced prerequisite: English Composition 3 or 3H or English as a Second Language 36. Not open for credit to students with credit for former course 99W. Introduction to study of history, with emphasis on historical theory and research methods. Satisfies Writing II requirement. Letter grading. **(Not approved for GE Foundations)**

Human Genetics

M102W. DNA: Promise and Peril. (5) (Same as Society and Genetics M102W.) Lecture, three hours; discussion, two hours. Enforced prerequisite: English Composition 3 or 3H or English as a Second Language 36. Sequence of entire personal genome is now available to us. Consideration of impact that knowledge of this genomic sequence has on concepts of ourselves as individuals and of our place in biological universe. Exploration of how this information influences concepts of race/ethnicity and gender. Examination of ability of DNA-based forensics to identify specific individuals. As genes become commodities with value in marketplace, someone else may own our genes. Discussion of cloning of humans for reproductive and therapeutic purposes. Much has been made of medical implications of Human Genome Project, but we look at influence of this information on our concepts of self and identity. Satisfies Writing II requirement. Letter grading. **(GE Foundations — Society and Culture: Social Analysis; Scientific Inquiry — Life Sciences)**

Labor and Workplace Studies

M1CW. Work, Labor, and Social Justice in U.S.: Special Topics (5) (Same as GE Clusters M24CW.) Seminar, three hours. Enforced requisites: course M1B, and English Composition 3 or 3H or English as a Second Language 36. Limited to first-year freshmen. Topics include labor law/history, gender, race, and workplace. Satisfies Writing II requirement. Letter grading. **(GE Foundations — Arts and Humanities: Literary and Cultural Analysis; Society and Culture: Historical Analysis, Social Analysis)**

Scandinavian

50W. Introduction to Scandinavian Literatures and Cultures. (5) Lecture, three hours; discussion, one hour. Enforced requisite: English Composition 3 or 3H or English as a Second Language 36. Not open for credit to students with credit for course 50. Designed for students in general and for those wishing to prepare for more advanced and specialized studies in Scandinavian literature and culture. Selected works from literatures of Denmark, Norway, Sweden, Iceland, and Finland, ranging from myth, national epic, saga, and folktale through modern novel, poem, play, short story, and film, read in English and critically discussed. Satisfies Writing II requirement. Letter grading. **(GE Foundation — Arts and Humanities: Literary and Cultural Analysis)**

Society and Genetics

M102W. DNA: Promise and Peril. (5) (Same as Human Genetics M102W.) Lecture, three hours; discussion, two hours. Enforced requisite: English Composition 3 or 3H or English as a Second Language 36. Sequence of entire personal genome is now available to us. Consideration of impact that knowledge of this genomic sequence has on concepts of ourselves as individuals and of our place in biological universe. Exploration of how this information influences concepts of race/ethnicity and gender. Examination of ability of DNA-based forensics to identify specific individuals. As genes become commodities with value in marketplace, someone else may own our genes. Discussion of cloning of humans for reproductive and therapeutic purposes. Much has been made of medical implications of Human Genome Project, but we look at influence of this information on our concepts of self and identity. Satisfies Writing II requirement. Letter grading. **(GE Foundations — Society and Culture: Social Analysis; Scientific Inquiry — Life Sciences)**

Academic Counseling

New undergraduates are encouraged to obtain counseling prior to enrollment in classes and are required to do so by the Henry Samueli School of Engineering and Applied Science. See the list below for the names and contact numbers for your departmental or school advisers.

Arts and Architecture (310) 206-3564
Engineering and Applied Science (310) 825-9580
Letters and Science (310) 825-3382
Nursing (310) 825-7181
Theater, Film, and Television (310) 825-5761

College Academic Counseling

The College of Letters and Science offers a wide range of academic counseling assistance to its students, including

1. Assistance with program planning
2. Assessment of degree requirements
3. Help in choosing a major
4. Counseling regarding scholastic difficulty
5. Discussion of academic options and alternatives
6. Group counseling sessions on specific topics
7. Requests for exceptions to regulations
8. ASK Peer Counselors
9. Counseling Assistants

To schedule an appointment, visit College Academic Counseling, A316 Murphy Hall, Monday through Friday from 8:30 a.m. to 4:30 p.m. All appointments are scheduled in person on a same-day first-come, first-served basis. Quick questions may be directed to (310) 825-3382. No appointments are scheduled by telephone.

Counseling Assistants

Counseling Assistants (CAs) are trained graduate students who assist first- and second-year undergraduates transition to university life. CAs can help with selecting programs, majors, and courses. They advise students about department requirements and course content, offer referrals to faculty and department resources, and can advise students who are interested in graduate and professional school programs. CAs answer quick questions in Virtual Counseling on MyUCLA, 3 to 4 p.m. Monday through Friday and 7 to 8 p.m. Monday through Thursday. Appointments are scheduled in advance, or same-day when available, at College Academic Counseling window 1.

ASK Peer Counselors

ASK Peer Counselors are trained undergraduates who provide academic information and advice for Letters and Science students from a unique peer perspective. The program encourages students who might not otherwise seek academic guidance to obtain information with greater convenience and a minimum of formality. Counselors advise students on College rules and regulations, deadlines, referrals, petitions, and general academic issues. ASK also publishes a weekly newsletter, *UCLA Confidential*, and updates the College online frequently-asked questions webpage. Counselors are available weekdays on a walk-up basis at five different campus locations: A-level Ackerman Union from 11 a.m. to 2 p.m. Tuesday through Thursday; Court of Sciences and Royce Quad from 10 a.m. to 2 p.m., A316C Murphy Hall (ASK Web Lab) from 10 a.m. to 2 p.m.,

and adjacent to 1104 Murphy Hall from 10 a.m. to 3 p.m., all Monday through Friday. ASK counselors answer e-mail questions at ask@college.ucla.edu. See also the FAQ at <http://www.college.ucla.edu/ask/>.

Academic Advancement Program

Academic Advancement Program (AAP) counselors work with AAP students to plan their academic programs, monitor their progress toward a degree, provide them with information about different majors' requirements and requisites, and discuss graduate school and career options. AAP counselors also encourage students to explore their talents and abilities, are there to listen to students, and talk with them about academic and personal problems. Appointments are made 8:30 a.m. to 4:30 p.m. in person at 1209 Campbell Hall or by phone at (310) 825-1481.

AAP Peer Counseling

AAP Peer Counseling consists of 19 advanced standing undergraduate peer counselors who work under the direct supervision of a professional counselor. Peer counselors work with entering students and support them in the transition from high school or community college to UCLA. They focus on the students' adjustment to university life and refer them to both AAP and campus resources and services. Peer counselor appointments for entering students can be made in person or by phone weekdays from 9 a.m. to 3 p.m. in 1228 Campbell Hall, (310) 206-1572.

Graduate Mentor Program

The Graduate Mentor Program (GMP) provides outreach to and counseling for AAP students who are interested in pursuing advanced degrees. Graduate mentors advise AAP undergraduates on the graduate and professional school application process. Mentors hold workshops on the application process, statement of purpose, and letters of recommendation; and present forums with faculty and professionals. Appointments are made 9 a.m. to 7 p.m. in person at 1202 Campbell Hall or by phone at (310) 794-4186.

College of Letters and Science Honors Programs

Letters and Science Honors Programs offers a curriculum of honors courses as well as counseling and services to students in College Honors, Honors Collegium, Departmental Scholar Program, Individual Major Program, and students going on or returning from Education Abroad. Counselors are available to help with program planning, choosing a major, planning for graduate school, and many other academic concerns. Students in College Honors may also be eligible for letters of verification, heavier course loads, and courses by examination. Obtain information on these programs and services, as well as individual appointments, in A311 Murphy Hall, (310) 825-1553. See <http://www.ugeducation.ucla.edu/honors/>.

Academic Counseling Directory

Aerospace Studies

Kevin Grill, Faculty, 218 Student Activities Center, (310) 825-1742, kgrill@ucla.edu
 Alexandra Skierso, Staff, 218 Student Activities Center, (310) 825-1742, askierso@ucla.edu

African Languages (Undergraduate)

Katrina Thompson, Faculty, 3320 Rolfe Hall, (310) 825-4405,
kdtompson@humnet.ucla.edu

African Studies

Katrina Thompson, Faculty (G), 3320 Rolfe Hall, (310) 825-4405,
kdtompson@humnet.ucla.edu

Magda Yamamoto, Staff (G/UG), 10373 Bunche Hall, (310)
206-6571, idpgrads@international.ucla.edu (G),
undergrads@international.ucla.edu (UG)

Afro-American Studies

Lisbeth Gant-Britton, Staff (G/UG), 153B Haines Hall, (310)
825-3776, lbritton@bunche.ucla.edu

Brenda Stevenson, Faculty (G/UG), (310) 825-9420/825-9821

American Indian Studies

Felicia Hodge, Faculty (G/UG), 5-940 Factor Building, (310)
267-2255, fhodge@sonnet.ucla.edu

Dwight Youpee, Staff (G/UG), 3215 Campbell Hall, (310) 206-7511,
dyoupee@ucla.edu

Anthropology

Selma Morley, Staff (UG), 341 Haines Hall, (310) 206-3362,
smorley@anthro.ucla.edu

Ann Walters, Staff (G), 341B Haines Hall, (310) 825-2511,
awalters@anthro.ucla.edu

Applied Linguistics (Graduate)

Jisoo Kim, Staff, 3300 Rolfe Hall, (310) 825-4632,
jkim@humnet.ucla.edu

Applied Linguistics and Teaching English as a Second Language

Jisoo Kim, Staff (G/UG minors), 3300 Rolfe Hall, (310) 825-4631,
jkim@humnet.ucla.edu

Archaeology (Graduate)

Evgenia Grigorova, Staff, A148 Fowler Building, (310) 825-4169,
evgenia@ioa.ucla.edu

Architecture and Urban Design

James Kies, Staff (G/UG), 1317 Perloff Hall, (310) 825-6103,
jkies@aud.ucla.edu

Art

Caron Cronin, Staff (G/UG), 2275 Broad Art Center, (310)
206-7363, ccronin@arts.ucla.edu

Art History

Charlene Black, Faculty (G), 247C Dodd Hall, (310) 267-4816,
cvblack@humnet.ucla.edu

Verlena Johnson, Staff (G/UG), 206A Dodd Hall, (310) 825-3992,
vjohnson@humnet.ucla.edu

Arts and Architecture, School of the

Betsy Foster/Simbi Mahlanza/Merrilyn Pace, Staff (UG), 2200
Broad Art Center, (310) 206-3564, students@arts.ucla.edu

Asian American Studies

Victor Bascara, Faculty (UG), 3319 Rolfe Hall, (310) 794-7780,
vbascara@asianam.ucla.edu

Stacey Hirose, Staff (G/UG), 3334 Rolfe Hall, (310) 825-0894

Jinqi Ling, Faculty (G), 149 Humanities Building, (310) 206-5412,
ling@humnet.ucla.edu

Asian Languages and Cultures

Asiroh Cham, Staff (G/UG), 290F Royce Hall, (310) 267-4037,
asiroh@humnet.ucla.edu

Natasha Heller, Faculty (UG), 234A Royce Hall, (310) 749-8934,
nheller@humnet.ucla.edu

Emily Le, Staff (G/UG), 290F Royce Hall, (310) 267-4008,
emilyle@humnet.ucla.edu

Namhee Lee, Faculty (G), 268A Royce Hall, (310) 794-2666,
nlee@humnet.ucla.edu

Athletics

Mike Casillas, Staff, Morgan Center, (310) 206-6838,
mcasillas@athletics.ucla.edu

Aaron Giacosa, Staff, Morgan Center, (310) 206-6263,
agiacos@athletics.ucla.edu

Linda Lassiter, Staff, Morgan Center, (310) 206-6209,
lassiter@athletics.ucla.edu

Joanne Suechika, Staff, Morgan Center, (310) 206-6499,
jsuechika@athletics.ucla.edu

Atmospheric and Oceanic Sciences

Robert G. Fovell, Faculty (UG), 7127 Math Sciences, (310) 206-
9956, fovell@atmos.ucla.edu

Jochen P. Stutz, Faculty (G), 7127 Math Sciences, (310) 825-5364,
jochen@atmos.ucla.edu

Carol Yasutomi, Staff (G/UG), 7127 Math Sciences, (310) 825-1954,
carolina@atmos.ucla.edu

Bioengineering (Undergraduate)

Erkki Corpuz, Staff, 6426 Boelter Hall, (310) 825-9442,
erkki@ea.ucla.edu

Jassiel Dominguez, Staff, 6426 Boelter Hall, (310) 825-1704,
jassiel@ea.ucla.edu

Jan LaBuda, Staff, 6426 Boelter Hall, (310) 825-2514,
jan@ea.ucla.edu

Bioinformatics (Graduate)

David Brown, Staff, 2124 Life Sciences, (310) 794-4256,
d6brown@mcdb.ucla.edu

Biological Chemistry (Graduate)

Feng Guo, Faculty, 202 Boyer Hall, (310) 825-8972,
fguo@mbi.ucla.edu

Georgina Maldonado, Staff, 310B BSRB, (310) 825-2762,
ginamaldonado@mednet.ucla.edu

Alexander Van der Blik, Faculty, 351C BSRB, (310) 825-9779,
avan@mednet.ucla.edu

Geraldine A. Weinmaster, Faculty, 390A BSRB, (310) 206-9446,
gweinmaster@mednet.ucla.edu

Biology

See Ecology and Evolutionary Biology

Biomathematics (Graduate)

Elliot M. Landaw, Faculty, AV-357 CHS, (310) 825-6743,
elandaw@biomath.ucla.edu

Janet Sinsheimer, Faculty, AV-628 CHS, (310) 825-8002,
janet@mednet.ucla.edu

David Tomita, Staff, AV-617B CHS, (310) 825-5554,
dtomita@biomath.medsch.ucla.edu

Biomedical Engineering (Graduate)

Larry Nadeau, Staff, 5121 Engineering V, (310) 794-5945,
nadeau@ea.ucla.edu

Benjamin Wu, Faculty, 5121 Engineering V, (310) 794-7094,
benwu@seas.ucla.edu

Biomedical Physics (Graduate)

Magnus Dahlbom, Faculty, B1-1443 Morton Medical Building,
(310) 983-1440, mdahlbom@mednet.ucla.edu

Michael McNitt-Gray, Faculty, 924 Westwood Boulevard, Suite 650,
(310) 794-8979, mmcrittgray@mednet.ucla.edu

Terry Moore, Staff, 1V-365 CHS, (310) 825-7811,
timoore@mednet.ucla.edu

Biomedical Research (Undergraduate)

Ira Clark, Faculty/Staff, 2362 Life Sciences, (310) 267-5679,
iclark@ucla.edu

Biostatistics (Graduate)

William G. Cumberland, Faculty, 51-254 CHS, (310) 825-5250,
wgc@ucla.edu

Abeer Jaradeh, Staff, 51-254 CHS, (310) 267-2186,
ajaradeh@ph.ucla.edu

Chemical and Biomolecular Engineering

Jan Berger, Staff (G), 5531 Boelter Hall, (310) 825-9063,
jberger@ea.ucla.edu
Kimberly Claffey, Staff (UG), 6426 Boelter Hall, (310) 206-6397,
kclaffey@ea.ucla.edu
Erkki Corpuz, Staff (UG), 6426 Boelter Hall, (310) 825-9442,
erkki@ea.ucla.edu
Jassiel Dominguez, Staff (UG), 6426 Boelter Hall, (310) 825-1704,
jassiel@ea.ucla.edu
Jan LaBuda, Staff (UG), 6426 Boelter Hall, (310) 825-2514,
jan@ea.ucla.edu
Selim Senkan, Faculty (G), 5532B Boelter Hall, (310) 825-2046,
senkan@seas.ucla.edu

Chemistry and Biochemistry

Connie Firestone, Staff (UG), 4009 Young Hall, (310) 825-1859,
cfire@chem.ucla.edu
Shamar Jones, Staff (G), 4006 Young Hall, (310) 825-2645,
sjones@chem.ucla.edu
Denise Mantonya, Staff (UG), 4009 Young Hall, (310) 825-4660,
dmm@chem.ucla.edu
Monica Perkins, Staff (G), 4006 Young Hall, (310) 825-1490,
monica@chem.ucla.edu

Chemistry/Materials Science (Undergraduate)

Connie Firestone, Staff, 4009 Young Hall, (310) 825-1859,
cfire@chem.ucla.edu
Denise Mantonya, Staff, 4009 Young Hall, (310) 825-4660,
dmm@chem.ucla.edu
Vidvuds Ozolins, Faculty, 6532F Boelter Hall, (310) 267-5538,
vidvuds@ucla.edu
Sarah Tolbert, Faculty, 3045A Young Hall, (310) 206-4767,
tolbert@chem.ucla.edu

Chicana and Chicano Studies (Undergraduate)

Ellie Hernandez, Staff, 7351 Bunche Hall, (310) 206-7696,
studentadvisor@chavez.ucla.edu

Civic Engagement (Undergraduate)

Kyle McJunkin, Staff, A316 Murphy Hall, (310) 825-3223,
kmcjunkin@college.ucla.edu

Civil and Environmental Engineering

Maida Bassili, Staff (G), 5731 Boelter Hall, (310) 825-1851,
maida@ea.ucla.edu
Chauncey Isom, Staff (UG), 6426 Boelter Hall, (310) 206-2891,
chauncey@ea.ucla.edu
Jan LaBuda, Staff (UG), 6426 Boelter Hall, (310) 825-2514,
jan@ea.ucla.edu
Jonathan Stewart, Faculty (G), 5731H Boelter Hall, (310) 206-2990,
jstewart@seas.ucla.edu

Classics

Diane AbuGheida, Staff (G/UG), 212A Dodd Hall, (310) 206-1590,
dabugheida@humnet.ucla.edu
Alex Purves, Faculty (UG), 247M Dodd Hall, (310) 825-1101,
purves@humnet.ucla.edu
Amy Richlin, Faculty (G), 254C Dodd Hall, (310) 825-4274,
richlin@humnet.ucla.edu

Communication Studies (Undergraduate)

Christy M. Bliss, Staff, 2316 Rolfe Hall, (310) 206-8446

Community Health Sciences (Graduate)

Anne R. Pebley, Faculty, 41-257 CHS, (310) 794-1175,
pebley@ucla.edu
Tanya Youssephzadeh, Staff, 36-071 CHS, (310) 825-5308,
tyousseph@ph.ucla.edu

Comparative Literature

Eleanor Kaufman, Faculty (G), 334 Humanities Building, (310)
206-8155, eleanork@humnet.ucla.edu
Katherine King, Faculty (UG), 354 Humanities Building, (310)
825-5071, king@humnet.ucla.edu

Courtney Klipp, Staff, 350 Humanities Building, (310) 825-7650,
klipp@humnet.ucla.edu

Computational and Systems Biology (Undergraduate)

Edward Olano, Staff, 4436 Boelter Hall, (310) 825-7482,
eolano@cs.ucla.edu

Computer Science

Adnan Darwiche, Faculty (G), 4532D Boelter Hall, (310) 206-5201,
darwiche@cs.ucla.edu
Mary Anne Geber, Staff (UG), 6426 Boelter Hall, (310) 825-2036,
maryanne@ea.ucla.edu
Jan LaBuda, Staff (UG), 6426 Boelter Hall, (310) 825-2514,
jan@ea.ucla.edu
Michel Moraga, Staff (UG), 6426 Boelter Hall, (310) 825-5760,
michel@ea.ucla.edu
Verra Morgan, Staff (G), 4732 Boelter Hall, (310) 825-6830,
verra@cs.ucla.edu

Conservation of Archaeological and Ethnographic Materials (Graduate)

Amber Cordts-Cole, Staff, A210 Fowler Building, (310) 825-9407,
acordts@ucla.edu
Ioanna Kakoulli, Faculty, A210 Fowler Building, (310) 794-4915,
kakoulli@ucla.edu
Ellen Pearlstein, Faculty, A210 Fowler Building, (310) 794-4940,
epearl@ucla.edu
David A. Scott, Faculty, A210 Fowler Building, (310) 794-4855,
dascott@ucla.edu

Cybernetics

See Computational and Systems Biology

Dentistry/Oral Biology (Graduate)

Robert Chiu, Faculty (M.S.), 73-016 Dentistry, (310) 825-0535,
rchiu@dentistry.ucla.edu
Pauli Nuttle, Staff, 13-089A Dentistry, (310) 825-1955,
pnuttle@dentistry.ucla.edu
Wenyuan Shi, Faculty (Ph.D.), 23-114A Dentistry, (310) 825-8356,
wenyuan@dentistry.ucla.edu
Sotirios Tetradis, Faculty (D.D.S./Ph.D.), 53-068 Dentistry, (310)
825-5712, sotirist@dentistry.ucla.edu
Cun-Yu Wang, Faculty, 33-030 Dentistry, (310) 825-4415,
cwang@dentistry.ucla.edu
Fariba Younai, Faculty, 23-012 Dentistry, (310) 794-1093,
fyounai@dentistry.ucla.edu

Design | Media Arts

Carolyn Ramirez-La Faso, Staff (G/UG), 2291B Broad Art Center,
(310) 267-4907, cramirez@arts.ucla.edu

Disability Studies (Undergraduate)

Kyle McJunkin, Staff, A316 Murphy Hall, (310) 825-3223,
kmcjunkin@college.ucla.edu

Earth and Space Sciences/Geology, Geophysics, Space Physics

Lauri Holbrook, Staff (G/UG), 3683 Geology, (310) 825-3917,
holbrook@ess.ucla.edu
Raymond V. Ingersoll, Faculty (UG), 5635 Geology, (310) 825-8634,
ringer@ess.ucla.edu
Gilles Peltzer, Faculty (UG), 4648 Geology, (310) 206-2156,
peltzer@ess.ucla.edu
Christopher Russell, Faculty (G), 6869 Slichter Hall, (310) 825-3188,
ctrussel@igpp.ucla.edu

East Asian Studies

David C. Schaberg, Faculty (G), 246A Royce Hall, (310) 825-0259,
schaberg@humnet.ucla.edu
Magda Yamamoto, Staff (G/UG), 10373 Bunche Hall, (310) 206-6571,
idpgrads@international.ucla.edu (G),
undergrads@international.ucla.edu (UG)

Ecology and Evolutionary Biology

Jessica Angus, Staff (UG), 2325 Life Sciences, (310) 825-1680,
jangus@lifesci.ucla.edu

Mark Gray, Staff (UG), 2325 Life Sciences, (310) 825-1680,
markg@lifesci.ucla.edu
Jocelyn Yamadera, Staff (G), 2329A Life Sciences, (310) 825-1959,
jocelyny@lifesci.ucla.edu

Economics

Barbara Garcia, Staff (G), 8292 Bunche Hall, (310) 206-1413,
bgarcia@econ.ucla.edu
Julie Plotkin, Staff (UG), 2263 Bunche Hall, (310) 825-5118,
ug-counselor@econ.ucla.edu
Dounia Sadeghi, Staff (UG), 2263 Bunche Hall, (310) 825-5118,
ug-counselor@econ.ucla.edu

Education

Amy Gershon, Staff (G/UG Minor), 1009 Moore Hall, (310) 206-1685,
gershon@gseis.ucla.edu

Electrical Engineering

Deeona Columbia, Staff (G), 56-127 Engineering IV, (310) 825-7574,
deeona@ea.ucla.edu
Mary Anne Geber, Staff (UG), 6426 Boelter Hall, (310) 825-2036,
maryanne@ea.ucla.edu
Jan LaBuda, Staff (UG), 6426 Boelter Hall, (310) 825-2514,
jan@ea.ucla.edu
Victoria Moraga, Staff (UG), 6426 Boelter Hall, (310) 825-9602,
vikki@ea.ucla.edu
Mani Srivastava, Faculty (G), 6731 Boelter Hall, (310) 267-2098,
mbs@ee.ucla.edu

Engineering and Applied Science, Henry Samueli School of
Office of Academic and Student Affairs (UG), 6426 Boelter Hall,
(310) 825-9580

English

Michael Lambert, Staff (G), 162 Humanities Building, (310) 825-1223,
mlambert@english.ucla.edu
Danielle Maris, Staff (G/UG), 160 Humanities Building, (310)
825-1389/825-3927, dmaris@english.ucla.edu
Janel Munguia, Staff (UG), 158 Humanities Building, (310) 825-1389,
munguia@english.ucla.edu

English as a Second Language (Undergraduate)

Jisoo Kim, Staff, 3330 Rolfe Hall, (310) 825-4632,
jkim@humnet.ucla.edu

Environmental Health Sciences (Graduate)

Rebecca Greenberg, Staff, 56-070 CHS, (310) 206-1619,
rgreenberg@ph.ucla.edu
Richard Jackson, Faculty, 56-070 CHS, (310) 206-8522,
dickjackson@ucla.edu

Environmental Science and Engineering (Graduate)

Richard F. Ambrose, Faculty, 46-081C CHS, (310) 206-1984,
rambrose@ucla.edu
Myrna Gordon, Staff, 46-081A CHS, (310) 825-9901,
mgordon@ph.ucla.edu
Arthur M. Winer, Faculty, 61-295 CHS, (310) 206-1278,
amwiner@ucla.edu

Epidemiology (Graduate)

Joy Miller, Staff, 71-254A CHS, (310) 206-3901,
jdmiller@ph.ucla.edu
Jorn Olsen, Faculty, 71-264 CHS, (310) 825-3516, jo@ucla.edu

Ethnomusicology

Alfred Bradley, Staff (UG), 1642 Schoenberg Music Building, (310)
825-4768, abradley@arts.ucla.edu
Sandra McKerroll, Staff (G), 1642 Schoenberg Music Building,
(310) 825-4769, sandram@arts.ucla.edu

European Studies (Undergraduate)

Sandy Valdivieso, Staff, 10357 Bunche Hall, (310) 825-5187,
idps@international.ucla.edu

Film and Television

See Theater, Film, and Television, School of

French and Francophone Studies

Kerry Allen, Staff (G/UG), 212J Royce Hall, (310) 825-1147,
allen@humnet.ucla.edu
Patrick J. Coleman, Faculty (UG), 233B Royce Hall, (310) 794-8920,
coleman@humnet.ucla.edu
Nicole Dufresne, Faculty (UG), 232A Royce Hall, (310) 794-8927,
dufresne@humnet.ucla.edu
Zrinka Stahuljak, Faculty (G), 224B Royce Hall, (310) 206-9044,
zs@humnet.ucla.edu

Geography and Geography/Environmental Studies

Thomas W. Gillespie, Faculty (UG), 1181 Bunche Hall, (310)
825-1818, tg@geog.ucla.edu
Kasi McMurray, Staff (G/UG), 1254 Bunche Hall, (310) 825-1072,
kasi@geog.ucla.edu
Marilyn N. Raphael, Faculty (G), 1176 Bunche Hall, (310) 206-4590,
raphael@geog.ucla.edu
Irina Tauber, Staff (G/UG), 1255 Bunche Hall, (310) 825-1166,
tauber@geog.ucla.edu

Germanic Languages

Kerry Allen, Staff, 212J Royce Hall, (310) 825-1147,
allen@humnet.ucla.edu
Wolfgang Nehring, Faculty (G), 326 Royce Hall, (310) 825-0116,
nehring@humnet.ucla.edu
Hans Wagener, Faculty (UG), 320 Royce Hall, (310) 825-3604,
wagener@humnet.ucla.edu

Gerontology (Undergraduate)

Larry L. Butcher, Faculty, 8623 Franz Hall, (310) 825-1926,
butcher@psych.ucla.edu
Daniel Cunningham, Staff, 8631 Franz Hall, (310) 206-0312,
gerontol@ucla.edu
Kimberly Spencer, Staff, 8631 Franz Hall, (310) 206-0312,
gerontol@ucla.edu

Global Studies (Undergraduate)

Gaby Solomon, Staff, 10375 Bunche Hall, (310) 206-2806,
undergraduate@international.ucla.edu

Health Services (Graduate)

Robert M. Kaplan, Faculty, 31-293C CHS, (310) 825-7652,
rmkaplan@ucla.edu
Roxana Naranjo, Staff, 31-236A CHS, (310) 825-7863,
rnaranjo@ph.ucla.edu
Nanette J. Ramzan, Staff, 10960 Wilshire Boulevard, Suite 1550,
(310) 206-6885, nramzan@ph.ucla.edu

History

Lindsay Kovner, Staff (G), 6288 Bunche Hall, (310) 825-3269,
kovner@history.ucla.edu
Paul Padilla, Staff (UG), 6248 Bunche Hall, (310) 825-3720,
padilla@history.ucla.edu
Hadley Porter, Staff (G), 6290 Bunche Hall, (310) 206-2627,
hporter@history.ucla.edu
Eboni Shaw, Staff (UG), 6250 Bunche Hall, (310) 825-4465,
eshaw@history.ucla.edu

History/Art History (Undergraduate)

Verlena Johnson, Staff, 206A Dodd Hall, (310) 825-3992,
vjohnson@humnet.ucla.edu
Cecelia Klein, Faculty, 221D Dodd Hall, (310) 206-6905,
cklein@humnet.ucla.edu

Human Complex Systems (Undergraduate)

Dwight W. Read, Faculty, 395 Haines Hall, (310) 825-3988,
dread@anthro.ucla.edu

Human Genetics (Graduate)

Tiffany Comtois-Dion, Staff, 6506 Gonda Center, (310) 206-0920,
tcomtois@mednet.ucla.edu

Indo-European Studies (Graduate)

Diane AbuGheida, Staff, 212A Dodd Hall, (310) 206-1590,
dabugheida@humnet.ucla.edu

Stephanie W. Jamison, Faculty, 222C Royce Hall, (310) 206-7736,
jamison@humnet.ucla.edu

Information Studies (Graduate)

Susan Abler, Staff, 102B GSEIS Building, (310) 825-5269,
abler@gseis.ucla.edu

Amy Gershon, Staff, 1009 Moore Hall, (310) 206-1685,
gershon@gseis.ucla.edu

Institute of the Environment (Undergraduate)

Cully Nordby, Faculty, 300 La Kretz Hall, (310) 267-5607,
nordby@ucla.edu

Suzanne E. Paulson, Faculty, 7949 Math Sciences, (310) 206-4442,
paulson@atmos.ucla.edu

Sigrid Rian, Staff, 300 La Kretz Hall, (310) 206-9193,
srian@ioe.ucla.edu

International Development Studies (Undergraduate)

Sandy Valdivieso, Staff, 10357 Bunche Hall, (310) 825-5187,
idps@international.ucla.edu

International Relations (Undergraduate)

Jim Bondurant, Staff, 4269B Bunche Hall, (310) 825-1184,
bonduran@polisci.ucla.edu

Kathy Escobedo, Staff, 4269A Bunche Hall, (310) 825-3862,
escobedo@polisci.ucla.edu

Islamic Studies (Graduate)

Michael G. Morony, Faculty, 6265 Bunche Hall, (310) 825-4601,
morony@history.ucla.edu

Magda Yamamoto, Staff, 10373 Bunche Hall, (310) 206-6571,
idpgrads@international.ucla.edu

Italian

Kerry Allen, Staff (G/UG), 212J Royce Hall, (310) 825-1147,
allen@humnet.ucla.edu

Thomas J. Harrison, Faculty (G), 350 Royce Hall, (310) 794-8912,
harrison@humnet.ucla.edu

Elissa Tognozzi, Faculty (UG), 340A Royce Hall, (310) 794-8910,
tognozzi@humnet.ucla.edu

Labor and Workplace Studies (Undergraduate)

Elizabeth Espinoza, Staff, 1103E Ueberroth Building, (310) 206-0812,
Lsminor@irle.ucla.edu

Latin American Studies

Kevin B. Terraciano, Faculty (G/UG), 6265 Bunche Hall, (310)
825-8410, terra@history.ucla.edu

Magda Yamamoto, Staff (G/UG), 10373 Bunche Hall, (310)
206-6571, idpgrads@international.ucla.edu (G), undergrads@
international.ucla.edu (UG)

Law, School of (Graduate)

Admissions Information, 71 Dodd Hall, (310) 825-2080,
admissions@law.ucla.edu

Lesbian, Gay, Bisexual, and Transgender Studies (Undergraduate)

James A. Schultz, Faculty, 2214 Rolfe Hall, (310) 206-0516,
jschultz@humnet.ucla.edu

Letters and Science, College of

College Academic Counseling (UG), A316 Murphy Hall, (310)
825-3382, counseling appointments must be scheduled in
person Monday through Friday from 8:30 a.m. to 4:30 p.m. at
Window 2. All appointments with full-time counselors are
scheduled on a same-day first-come, first-served basis only.
Appointments with counseling assistants are scheduled the
same day or in advance at Window 1

ASK Peer Counselors (ask@college.ucla.edu), available weekdays
at Court of Sciences, Royce Quad, and A316C Murphy Hall
(ASK Web Lab) from 10 a.m. to 2 p.m. and adjacent to 1104
Murphy Hall from 10 a.m. to 3 p.m.; and Tuesday through
Thursday on Ackerman Union A-Level from 11 a.m. to 2 p.m.
See <http://www.college.ucla.edu/ASK/>.

Academic Advancement Program Counseling Unit (UG), 1209
Campbell Hall, (310) 825-1481
AAP Peer Counseling, 1228 Campbell Hall, (310) 206-1572

Linguistics

Daniel Buring, Faculty (G), 3103K Campbell Hall, (310) 850-2662,
buring@humnet.ucla.edu

Melanie Levin, Staff (G/UG), 3125A Campbell Hall, (310) 825-5060,
melanie@humnet.ucla.edu

Pamela L. Munro, Faculty (UG), 3125 Campbell Hall, (310) 749-0056,
munro@ucla.edu

Russell G. Schuh, Faculty (UG), 2126A Campbell Hall, (310)
720-2663, schuh@humnet.ucla.edu

Linguistics and Computer Science (Undergraduate)

Melanie Levin, Staff, 3125A Campbell Hall, (310) 825-5060,
melanie@humnet.ucla.edu

Edward P. Stabler, Faculty, 3103F Campbell Hall, (310) 780-8376,
stabler@ucla.edu

Management

Lynn Foxx, Staff (M.B.A.), D202D Cornell Hall, (310) 794-1245,
lynn.foxx@anderson.ucla.edu

Lydia Heyman, Staff (M.S./Ph.D.), C501 Entrepreneurs Hall, (310)
825-2667, lydia.heyman@anderson.ucla.edu

Jihye Christine Won, Staff (UG minor), D413 Cornell Hall, (310)
206-8711, ug.counselor@anderson.ucla.edu

Materials Science and Engineering

Paradee Chularee, Staff (G), 3121 Engineering V, (310) 825-8913,
paradee@ea.ucla.edu

Chauncey Isom, Staff (UG), 6426 Boelter Hall, (310) 206-2891,
chauncey@ea.ucla.edu

Jan LaBuda, Staff (UG), 6426 Boelter Hall, (310) 825-2514,
jan@ea.ucla.edu

Vidvuds Ozolins, Faculty (G), 3121E Engineering V, (310) 267-5538,
vidvuds@ucla.edu

Mathematics

Magda Albert, Staff (G), 6356 Math Sciences, (310) 825-4971,
malbert@math.ucla.edu

Kristin Olson, Staff (UG), 6356 Math Sciences, (310) 206-1286,
kristin@math.ucla.edu

Peter Petersen, Faculty (UG), 6913 Math Sciences, (310)
825-4149, petersen@math.ucla.edu

Dimitri Shlyakhtenko, Faculty (G), 6356 Math Sciences, (310)
825-4971, shlyakht@math.ucla.edu

Mathematics/Atmospheric and Oceanic Sciences (Undergraduate)

Robert G. Fovell, Faculty, 7127 Math Sciences, (310) 206-9956,
fovell@atmos.ucla.edu

Ronald J. Miech, Faculty, 6126 Math Sciences, (310) 825-1049,
rjm@pic.ucla.edu

Carol Yasutomi, Staff, 7127 Math Sciences, (310) 825-1954,
carolina@atmos.ucla.edu

Mathematics/Economics (Undergraduate)

Don M. Blasius, Faculty, 6903 Math Sciences, (310) 825-4341,
blasius@math.ucla.edu

Kristin Olson, Staff, 6356 Math Sciences, (310) 206-1286,
kristin@math.ucla.edu

Mechanical and Aerospace Engineering

Jan LaBuda, Staff (UG), 6426 Boelter Hall, (310) 825-2514,
jan@ea.ucla.edu

Abel Lebon, Staff (G), 48-121 Engineering IV, (310) 825-7780,
abel@ea.ucla.edu

Michel Moraga, Staff (UG), 6426 Boelter Hall, (310) 825-5760,
michel@ea.ucla.edu

Xiaolin Zhong, Faculty (G), 46-147C Engineering IV, (310)
825-2905, xiaolin@seas.ucla.edu

Medicine, David Geffen School of (Graduate)

Admissions Information, 12-109 CHS, (310) 825-6081,
somadmiss@mednet.ucla.edu

Microbiology, Immunology, and Molecular Genetics

Stephen Smale, Faculty, 6-730 MacDonald, (310) 206-4777,
smale@mednet.ucla.edu

Bridget Wolfgang, Staff (G/UG), 1602B Molecular Sciences, (310)
825-8482, bridgetw@microbio.ucla.edu

Middle Eastern and North African Studies (Undergraduate)

Sandy Valdivieso, Staff, 10357 Bunche Hall, (310) 825-5187,
idps@international.ucla.edu

Military Science

David R. Kramer, Faculty, 120N Student Activities Center, (310)
825-7381, dkramer92@milsci.ucla.edu

Victoria Sanelli, Staff, 120G Student Activities Center, (310)
825-7381, vksanelli@ucla.edu

Molecular and Medical Pharmacology (Graduate)

Samson A. Chow, Faculty, 23-133 CHS, (310) 206-2282/825-9600,
schow@mednet.ucla.edu

Sarah Starrett, Staff, 23-385 CHS, (310) 825-0390,
sstarrett@mednet.ucla.edu

Molecular Biology (Graduate)

Michael Carey, Faculty, 351A BSRB, (310) 206-7859,
mcarey@mednet.ucla.edu

Sabeeha Merchant, Faculty, 5070A Young Hall, (310) 825-8300,
merchant@chem.ucla.edu

Sue Ellen Parsee, Staff, 168 Boyer Hall, (310) 267-5209,
sparsee@mednet.ucla.edu

Molecular, Cell, and Developmental Biology

David Brown, Staff (G), 2124 Life Sciences, (310) 794-4256,
d6brown@mcdb.ucla.edu

Jau-Nian Chen, Faculty (G), 450C BSRB, (310) 206-4513,
chenjn@mcdb.ucla.edu

Pamela Hurley, Staff (UG), 2128 Life Sciences, (310) 825-7109,
pamelah@mcdb.ucla.edu

Chentao Lin, Faculty (UG), 3317 Life Sciences, (310) 206-9576,
clin@mcdb.ucla.edu

Molecular, Cellular, and Integrative Physiology (Graduate)

Michael Carr, Staff, 2317 Life Sciences, (310) 825-3891,
mcarr@physci.ucla.edu

Molecular Toxicology (Graduate)

Rebecca Greenberg, Staff, 56-070 CHS, (310) 206-1619,
rgreenberg@ph.ucla.edu

Oliver Hankinson, Faculty, 13-244 Factor Building, (310) 825-2936,
ohank@mednet.ucla.edu

Moving Image Archive Studies (Graduate)

Leah Lievrouw, Faculty, 216 GSEIS Building, (310) 825-1840,
llievrou@ucla.edu

Lance Watsky, Staff, 103G East Melnitz Building, (310) 206-4966,
miasinfo@ucla.edu

Music

Alfred Bradley, Staff (UG), 1642 Schoenberg Music Building, (310)
825-4768, abradley@arts.ucla.edu

Sandra McKerroll, Staff (G), 1642 Schoenberg Music Building,
(310) 825-4769, sandram@arts.ucla.edu

Musicology

Elisabeth Le Guin, Faculty (UG), 2414 Schoenberg Music Building,
(310) 206-1088, leguin@humnet.ucla.edu

Timothy D. Taylor, Faculty (G), 2665 Schoenberg Music Building,
(310) 825-8413, tdtaylor@ucla.edu

Barbara Van Nostrand, Staff (G/UG), 2443 Schoenberg Music
Building, (310) 206-5187, bvannost@humnet.ucla.edu

Naval Science

Donna Tenerelli, Staff, 120T Student Activities Center, (310)
825-9075, donna@navy.ucla.edu

Near Eastern Languages and Cultures

Carol Bakhos, Faculty (UG), 376B Humanities Building, (310)
206-1384, cbakhos@humnet.ucla.edu

Yona Sabar, Faculty (G), 376C Humanities Building, (310) 206-1389,
sabar@humnet.ucla.edu

Jay True, Staff (G/UG), 378A Humanities Building, (310) 825-4165,
jtrue@humnet.ucla.edu

Neurobiology (Graduate)

Nicholas C. Brecha, Faculty, 73-244 CHS, (310) 825-9556,
nbrecha@ucla.edu

Brenda Padron, Staff, 73-235 CHS, (310) 825-9553,
bpadron@mednet.ucla.edu

Neuroscience

Scott Chandler, Faculty (UG), 2859 Slichter Hall, (310) 206-6636,
schandler@physci.ucla.edu

Michael S. Levine, Faculty (G), 58-258E Semel Institute, (310)
825-7595, mlevine@mednet.ucla.edu

Melissa Moran, Staff (UG), 1506D Gonda Center, (310) 206-2349,
mmoran@mednet.ucla.edu

Suzie Vader, Staff (G), 1506D Gonda Center, (310) 825-8153,
vader@mednet.ucla.edu

Nursing, School of

Lynette Codrington, Staff (B.S./Postlicensure), 2-137 Factor Building,
(310) 825-6440, lcodrington@sonnet.ucla.edu

Debbie Kafka-Hirsch, Staff (M.S.N./Advanced Practice), 2-137
Factor Building, (310) 794-7497, dkafka@sonnet.ucla.edu

Kathy Scrivner, Staff (G/UG Programs), 2-151 Factor Building,
(310) 825-5654, kscrivne@sonnet.ucla.edu

Shelli Shepherd, Staff (M.S.N./MECN and Ph.D.), 2-137 Factor
Building, (310) 825-7182, sshpherd@sonnet.ucla.edu

Teresa Valenzuela, Staff (B.S./Prelicensure), 2-137 Factor Building,
(310) 794-7461, tvalenzu@sonnet.ucla.edu

Oral Biology/Dentistry (Graduate)

Robert Chiu, Faculty (M.S.), 73-016 Dentistry, (310) 825-0535,
rchiu@dentistry.ucla.edu

Pauli Nuttle, Staff, 13-089A Dentistry, (310) 825-1955,
pnuttle@dentistry.ucla.edu

Wenyuan Shi, Faculty (Ph.D.), 23-114A Dentistry, (310) 825-8356,
wenyuan@dentistry.ucla.edu

Sotirios Tetradis, Faculty (D.D.S./Ph.D.), 53-068 Dentistry, (310)
825-5712, sotirist@dentistry.ucla.edu

Cun-Yu Wang, Faculty, 33-030 Dentistry, (310) 825-4415,
cwang@dentistry.ucla.edu

Fariba Younai, Faculty, 23-012 Dentistry, (310) 794-1093,
fyounai@dentistry.ucla.edu

Pathology and Laboratory Medicine (Graduate)

Rita B. Effros, Faculty, 13-344 CHS, (310) 825-0748,
reffros@mednet.ucla.edu

Christina Yoon, Staff, A7-146 CHS, (310) 825-8119,
cyoon@mednet.ucla.edu

Philosophy

Andrew Hsu, Faculty (UG), 359 Dodd Hall, (310) 825-6047,
hsu@humnet.ucla.edu

Anna Laven, Staff (G/UG), 329 Dodd Hall, (310) 206-1356,
alaven@humnet.ucla.edu

Physics and Astronomy

Carol Finn, Staff (G), 1-707C Physics and Astronomy Building,
(310) 206-6994, finn@physics.ucla.edu

Jenny Lee, Staff (G), 1-707B Physics and Astronomy Building,
(310) 825-2307, jlee@physics.ucla.edu

Françoise Quéval, Staff (UG), 1-707A Physics and Astronomy
Building, (310) 825-2453, queval@physics.ucla.edu

Rachel Resnick, Staff (UG), 1-707D Physics and Astronomy Building, (310) 206-1447, resnick@physics.ucla.edu

Physiological Science

Michael Carr, Staff (G), 2317 Life Sciences, (310) 825-3891, mcarr@physci.ucla.edu

Inna Gergel, Staff (UG), 2317 Life Sciences, (310) 825-3892, gergel@physci.ucla.edu

Physiology (Graduate)

Nicole Batlowski, Staff, 53-263 CHS, (310) 825-5667, nbatlowski@mednet.ucla.edu

Nancy L. Wayne, Faculty, 53-159 CHS, (310) 794-1159, nwayne@mednet.ucla.edu

Political Science

Jim Bondurant, Staff (UG), 4269B Bunche Hall, (310) 825-1184, bonduran@polisci.ucla.edu

Joseph Brown, Staff (G), 4246A Bunche Hall, (310) 825-3372, joseph@polisci.ucla.edu

Joshua Dienstag, Faculty (G), 3339 Bunche Hall

Kathy Escobedo, Staff (UG), 4269A Bunche Hall, (310) 825-3862, escobedo@polisci.ucla.edu

David Wilkinson, Faculty (UG), 3280 Bunche Hall

Psychiatry and Biobehavioral Sciences (Graduate)

Carla Cronkrite Vera, Staff, C8-238 Semel Institute, (310) 206-5110, cvera@mednet.ucla.edu

Psychology

Dena Chertoff, Staff (G), 3437 Franz Hall, (310) 825-4117, chertoff@psych.ucla.edu

Melina Dorian, Staff (UG), 1531 Franz Hall, (310) 825-2730, undergraduate@psych.ucla.edu

Public Affairs, School of

Sherry Dodge, Staff (UG), 3357H Public Affairs Building, (310) 206-4613, dodge@spa.ucla.edu

Public Health, School of

Student Affairs Office

Sukhwinder Sagoo, Staff, A1-269 CHS, (310) 825-5524, sagoo@ph.ucla.edu

Josie Wei, Staff, A1-269 CHS, (310) 825-5524, wei@ph.ucla.edu

Public Policy (Graduate)

Maciek Kolodziejczak, Staff, 3357L Public Affairs Building, (310) 206-3148, maciek@spa.ucla.edu

Religion, Study of (Undergraduate)

S. Scott Bartchy, Faculty, 6265 Bunche Hall, (310) 825-4570, bartchy@history.ucla.edu

Anna Laven, Staff, 329 Dodd Hall, (310) 206-1356, alaven@humnet.ucla.edu

Romance Linguistics and Literature (Graduate)

Kerry Allen, Staff, 212J Royce Hall, (310) 825-1147, allen@humnet.ucla.edu

Massimo Ciavolella, Faculty, 212 Royce Hall, (310) 825-1940, ciavolel@humnet.ucla.edu

Scandinavian Section

Kerry Allen, Staff, 212J Royce Hall, (310) 825-1147, allen@humnet.ucla.edu

Tim Tangherlini, Faculty (G/UG), 332 Royce Hall, (310) 825-7611, tango@humnet.ucla.edu

Slavic Languages and Literatures

Olga Kagan, Faculty (UG), 326B Humanities Building, (310) 825-2947, okagan@humnet.ucla.edu

Ksenia Kurnakova, Staff (G/UG), 322A Humanities Building, (310) 825-3856, ksenia@humnet.ucla.edu

David MacFadyen, Faculty (G), 326C Humanities Building, (310) 825-9212, dmacfady@humnet.ucla.edu

Social Thought (Undergraduate)

Kyle McJunkin, Staff, A316 Murphy Hall, (310) 825-3223, kmcjunkin@college.ucla.edu

Social Welfare (Graduate)

Yasmine Diaz, Staff, 3357F Public Affairs Building, (310) 206-8563, ydiaz@spa.ucla.edu

Society and Genetics (Undergraduate)

Rich Moushegian, Staff, 1320 Rolfe Hall, (310) 206-1890, rmousheg@socgen.ucla.edu

Sociology

Marlies Dietrich, Staff (G), 254D Haines Hall, (310) 825-1026, dietrich@soc.ucla.edu

Wendy Fujinami, Staff (UG), 254E Haines Hall, (310) 825-1215, wendyf@soc.ucla.edu

South Asian Studies (Undergraduate)

Sandy Valdivieso, Staff, 10357 Bunche Hall, (310) 825-5187, idps@international.ucla.edu

Southeast Asian Studies (Undergraduate)

Sandy Valdivieso, Staff, 10357 Bunche Hall, (310) 825-5187, idps@international.ucla.edu

Spanish and Portuguese

Hilda Peinado, Staff (G), 5304 Rolfe Hall, (310) 825-1430, peinado@humnet.ucla.edu

Adriana Ruiz, Staff (UG), 5314 Rolfe Hall, (310) 825-8289, adriana@humnet.ucla.edu

Statistics

Robert Gould, Faculty (UG), 8945 Math Sciences, (310) 206-3381, rgould@stat.ucla.edu

Mark Hansen, Faculty (G), 8951 Math Sciences, (310) 206-8375, cocteau@stat.ucla.edu

Glenda Jones, Staff (G/UG), 8117 Math Sciences, (310) 206-3742, glenda@stat.ucla.edu

Theater, Film, and Television, School of

Dean Dacumos, Staff (G/UG), 103 East Melnitz Building, (310) 206-4572, dacumos@tft.ucla.edu

Catherine Hernandez-Shibata, Staff (UG), 103 East Melnitz Building, (310) 825-4230, chernand@tft.ucla.edu

Tony Leadholm, Staff (G, film and television), 103 East Melnitz Building, (310) 206-5492, tony@tft.ucla.edu

Natasha Levy, Staff (G, theater), 103 East Melnitz Building, (310) 825-6899, natasha@tft.ucla.edu

Cheri Smith, Staff (UG), 103 East Melnitz Building, (310) 825-8554, cheri@tft.ucla.edu

Urban Planning

Sherry Dodge, Staff (UG minor), 3357H Public Affairs Building, (310) 206-4613, dodge@spa.ucla.edu

Robin McCallum, Staff (G), 3357D Public Affairs Building, (310) 825-7331, robin@spa.ucla.edu

Women's Studies

Samantha Hogan, Staff (UG), 2225 Rolfe Hall, (310) 206-8156, shogan@women.ucla.edu

Christine A. Littleton, Faculty (G/UG), 2225 Rolfe Hall, (310) 206-8101, littleton@law.ucla.edu

Elizabeth A. Marchant, Faculty (G), 2225 Rolfe Hall, (310) 206-8101/206-8880, marchant@ucla.edu

Jenna Miller-Von Ah, Staff (G), 2225 Rolfe Hall, (310) 206-5898, jenna@women.ucla.edu

World Arts and Cultures

Laurie Leyden, Staff (G), 148C Kaufman Hall, (310) 206-5467, laurie.leyden@arts.ucla.edu

Victoria Marks, Faculty (G), 140A Kaufman Hall, (310) 206-9227, vmarks@arts.ucla.edu

Wendy Temple, Staff (UG), 148D Kaufman Hall, (310) 825-8537, wtemple@arts.ucla.edu

Official Notices

The Office of the Dean of Students publishes Official Notices in the *Daily Bruin* at various times during the year. Such notices are important, and all students are held responsible for the information in them.

Auditing Classes

With the consent of the instructor, registered students and interested individuals are permitted to audit classes. Arrangements are made directly with the faculty member under any rules the faculty member may establish, and those auditing ordinarily do not participate in discussions, examinations, or written papers. Audited classes are not recorded on the Study List or on transcripts for regular session courses.

Cell Phone and Pager Policy

Any disruption of a class due to the audible beeping or use of cell phones or pagers will be treated as a violation of Section 102.13 of the *UCLA Student Conduct Code* and will subject a student to sanctions up to and including suspension or dismissal. Cell phones and pagers must be turned off while in classes, libraries, or other quiet areas.

Class Attendance

Class rosters, which identify enrolled or wait-listed students, are available online to each instructor through MyUCLA. Attendance in UCLA classes is limited to duly enrolled regular session or concurrent University Extension students. Guests may attend lectures only with the approval of the instructor. Students may be dropped from a course for academic reasons such as lacking the approved requisites and requirements (SR542). If attendance is an academic requirement established by the instructor, students may be dropped from a course because of excessive absences.

Class Notes

Notes or recordings made by students are for purposes of individual or group study or for other noncommercial purposes reasonably arising from the student's membership in the class or the University. Permission to make notes or recordings falls within the instructor's discretion as informed by instructional purposes, classroom order, property interests, or other reasonable issues arising in the academic context. Notes and recordings may not be exchanged or distributed for commercial purposes, for compensation, or for any other purpose other than study, either between students or between a student(s) and a third party. Unless authorized by the University in advance and explicitly permitted by the instructor, commercial use of class notes or recordings constitutes an unauthorized commercial activity in violation of the *UCLA Regulations on Activities, Registered Organizations, and Use of Properties*, Section IV, Paragraph A (<http://www.studentactivities.ucla.edu>). Students who violate this policy are subject to University discipline.

Further, AB1773 was signed into law on September 23, 2000, to be effective January 1, 2001. This State law amended the California Education Code as follows:

66450. (a) Except as authorized by policies developed by the University in accordance with subdivision (a) of Section 66452, no business, agency, or person, including, but not necessarily limited to, an enrolled student shall prepare, cause to be prepared, give, sell,

transfer, or otherwise distribute or publish, for any commercial purpose, any contemporaneous recording of an academic presentation in a classroom or equivalent site of instruction by an instructor of record. The prohibition applies to a recording made in any medium, including but not necessarily limited to, handwritten or typewritten class notes.

The full text of AB1773, including a description of civil penalties and the legal and financial remedies available to the University and an individual instructor for violations of this State law, can be found at <http://www.leginfo.ca.gov>. This notice has been prepared for distribution to all UCLA students as requested by AB1773.

Individual instructors retain intellectual property rights in lecture material, pursuant to U.S. copyright law and California Civil Code 980(a)(1). Misuse of course notes derived from lecture material may also subject an individual to legal proceedings brought by the instructor.

Pursuant to the guidelines reviewed by the UCLA Academic Senate (1973), lecture note subscription services are permitted, if authorized in advance by the University and if approved by the instructor. The Lecture Notes service offered by the Associated Students UCLA is currently authorized by the University to provide a course notes subscription service for particular classes. For such classes, the note taker is approved in advance by the instructor, and the instructor may review the notes before their distribution and sale through the UCLA Store Lecture Notes office in Ackerman Union. The list of classes with such a subscription service is available in Ackerman Union.

Nothing in this policy precludes an instructor from posting the course lecture notes, which they prepare or authorize to be prepared, on the UCLA-provided course website for the class, which the instructor controls. Students who are permitted by the instructor to review such course lecture notes are reminded that these policies apply to their use of any such course lecture notes posted on the course website by the instructor.

Disclosure of Student Records

Pursuant to the Federal Family Educational Rights and Privacy Act (FERPA), the California Information Practices Act, and the *University of California Policies Applying to the Disclosure of Information from Student Records*, students at UCLA have the right to

1. Inspect and review records pertaining to themselves in their capacity as students, except as the right may be waived or qualified under federal and state laws and University policies
2. Have withheld from disclosure, absent their prior written consent for release, personally identifiable information from their student records, except as provided by federal and state laws and University policies
3. Inspect records maintained by UCLA of disclosures of personally identifiable information from their student records
4. Seek correction of their student records through a request to amend the records or, if such request is denied, through a hearing (see UCLA Procedure 220.1)
5. File complaints with the U.S. Department of Education regarding alleged violations of the rights accorded them by the FERPA

UCLA, in accordance with federal and state laws and University policies, has designated the following categories of personally identifiable information as "directory information" which UCLA may release and publish without the student's prior consent: name, address

(local/mailling, permanent, and/or e-mail), telephone numbers, major field of study, dates of attendance, enrollment status, number of course units in which enrolled, degrees and honors received, the most recent previous educational institution attended, participation in officially recognized activities (including intercollegiate athletics), and the name, weight, and height of participants on intercollegiate athletic teams.

Students who do not wish certain items (i.e., name, local/mailling, permanent, and/or e-mail address, telephone numbers, major field of study, dates of attendance, number of course units in which enrolled, and degrees and honors received) of this "directory information" released and published may so indicate through URSA (<http://www.ursa.ucla.edu>). To restrict the release and publication of the additional items in the category of "directory information," complete the UCLA FERPA Restriction Request form available from Enrollment and Degree Services, 1113 Murphy Hall.

Student records which are the subject of federal and state laws and University policies may be maintained in a variety of offices, including the Registrar's Office, Office of the Dean of Students, UCLA Career Center, UCLA External Affairs, Graduate Division, and the offices of a student's College or school and major department. Students are referred to the online *UCLA Campus Directory* which lists all the offices that may maintain student records, together with their campus address and telephone number. Students have the right to inspect their student records in any such office subject to the terms of federal and state laws and University policies. Inspection of student records maintained by the Registrar's Office is by appointment only and must be arranged three working days in advance. Call (310) 825-1091 option 6, or inquire at Enrollment and Degree Services, 1113 Murphy Hall.

A copy of federal and state laws, University policies, and the print *UCLA Telephone Directory* may be inspected in the office of the Information Practices Coordinator, 600 UCLA Wilshire Center. Information concerning students' hearing rights may be obtained from the Office of the Dean of Students, 1206 Murphy Hall.

In addition to the "directory information" described above, information related to students' sex and marital status, and the name(s), address(es), and telephone number(s) of their parents or next of kin, are made available to the UCLA External Affairs Department for use in alumni, development, and public relations activities. To restrict the release of this additional information, complete an External Affairs Information Restriction Request form available from Enrollment and Degree Services, 1113 Murphy Hall.

Emergencies

Students should be familiar with safety instructions posted in classrooms, laboratories, and other campus facilities. Be prepared to respond safely and appropriately to a fire, earthquake, toxic spill, or accident.

At UCLA, 911 is the "all-purpose" emergency phone number. You do not need to dial an outside line from a campus phone, and you do not need any coins to dial 911 from a pay phone. When you call 911, try to remain calm and do not hang up until you answer all of the operator's questions.

You may also obtain general instructions during a major emergency by calling the 24-hour emergency hot line at (800) 900-UCLA and by listening to the UCLA emergency radio at AM1630. See <http://www.ehs.ucla.edu> for more information.

Here are some general guidelines for specific emergencies:

Accident and Injury

Call 911 immediately to get assistance. If you are qualified to do so, give first aid to injured persons. Do not attempt to move the seriously injured.

Basic emergency care training provided by the American Red Cross is available through the UCLA Office of Environment, Health, and Safety (EHS). For further information about emergency preparedness and training, call (310) 825-5689 or see <http://www.ehs.ucla.edu>.

All work-related injuries must be reported to your supervisor. In addition, any serious injuries (including fatalities) must be reported to Cal/OSHA. Report the injury to EHS on the 24-hour injuries report hot line at (310) 825-9797. EHS will notify Cal/OSHA.

Earthquake

When an earthquake hits, take cover immediately. If you are indoors, get under a desk or table, or between seating rows in a lecture hall. DO NOT RUN OUTSIDE. If you are in a hallway or if you are outside, move to an open area quickly and drop to the ground, covering your head and neck as best you can. If you are in your car, stop carefully and stay in the car.

After the shaking stops, check for injuries. Do not use telephones for personal calls, as this overloads phone lines and prevents emergency personnel from reporting injuries. After a severe quake at UCLA, department heads and emergency coordinators will lead building evacuations. Do not use elevators. Go to campus evacuation areas, which are wide open spaces like the quads, athletic fields, and uncovered parking lots. Wait for instructions before entering buildings or parking structures. Refrain from spreading rumors and do not go sightseeing. Remain calm and help others.

You can learn more about earthquakes by accessing the Southern California Earthquake Center at http://scec.ess.ucla.edu/scec_ucla.html.

Fire

If you see a fire, close the door where the fire is located, activate the nearest alarm, and call 911. When you sound the alarm or hear the alarm signal, get out of the building as quickly and calmly as possible. Do not use the elevators. Do not reenter the building until the all-clear signal has been given by emergency personnel.

UCLA does not expect students or employees to fight fires. Use a fire extinguisher only if you have had the training and you feel it is safe to do so. Be aware of campus fire alarm and extinguisher locations before a fire occurs.

Hazardous Spill

Do not attempt to clean up any hazardous material spill involving chemical, radioactive, infectious, or flammable materials unless you have suitable training. If a spill occurs in a classroom or laboratory, alert the supervisor or laboratory manager. If the spill happens outdoors or in an unsupervised area, call EHS at (310) 825-5689 or 911 from a campus telephone or (310) 825-1491 from a non-campus telephone.

Examination Policies

Midterm Examinations

UCLA Policy 870, II (B) 6: Midterm examinations are expected to be held during regularly scheduled class meeting times. However, large classes with multiple sections requiring a common midterm examination can schedule examinations outside regular class meeting times on a space-available basis with the following limitations:

- a. Notice of the midterm dates and times must be published in the *Schedule of Classes* and URSA before enrollment begins. Late requests will not be scheduled.
- b. Instructors must put the midterm examination dates in the course syllabus.

- c. Instructors must announce the midterm dates on the 1st day of class and inform students that it is acceptable to request alternate times.
- d. Instructors should make a good faith effort to accommodate alternate examinations times for students with course conflicts.
- e. To comply with Section 92640(a) of the California Education Code, instructors must accommodate requests for alternate examination dates at a time when that activity would not violate a student's religious creed. See UCLA Policy 870, Section II (B) 8, Alternate Examination Dates.

Final Examinations

UCLA Policy 870, II (B) 7: An instructor's method of evaluation must be announced at the beginning of the Course. Final written examinations may not exceed three hours' duration and are given only at the times and places established and published by the department chair and the Registrar's Office. See UCLA Senate Regulation A-332 (A) for the policy on final examinations.

Final examinations are generally held in the same room as Class meetings; however, by prior arrangement with the Registrar's Office, common final examinations can be scheduled and extra room locations may be booked on a space-available basis. Changes in classroom location must be arranged through the Registrar's Office. Examination codes, times, and locations are listed in the online *Schedule of Classes* and URSA.

Alternate Examination Dates

UCLA Policy 870, II (B) 8: No student shall be excused from assigned final examinations except as provided in Senate Regulation A332 or in Section 92640(a) of the California Education Code policy on alternate examinations. The University must accommodate requests for alternate examination dates at a time when that activity would not violate a student's religious creed. This requirement does not apply in the event that administering the test or examination at an alternate time would impose an undue hardship which could not reasonably be avoided. Accommodation for alternate examination dates are worked out directly and on an individual basis between the student and the faculty member involved.

Faculty members should remember that while it is fully at their discretion to make arrangements with individual students for alternate examination times, including final examinations, they must conduct the scheduled final examination for the Class as a whole at the times and places established by the department chair and the Registrar's Office.

Harassment

Sexual Harassment

The University of California is committed to creating and maintaining a community where all persons who participate in University programs and activities can work and learn together in an atmosphere free from all forms of harassment, exploitation, or intimidation. Every member of the University community should be aware that the University is strongly opposed to sexual harassment, and that such behavior is prohibited both by law and by University policy. The University will respond promptly and effectively to reports of sexual harassment, and will take appropriate action to prevent, to correct, and if necessary, to discipline behavior that violates this policy. See <http://www.sexualharassment.ucla.edu>.

Definitions

For detailed definitions of **sexual harassment**, refer to Section 102.09 of the Student Conduct Policies.

Complaint Resolution

Experience has demonstrated that many complaints of sexual harassment can be effectively resolved through informal intervention. Individuals who experience what they consider to be sexual harassment are advised to confront the alleged offender immediately and firmly.

Additionally, an individual who believes that she or he has been sexually harassed may contact the Sexual Harassment Coordinator or a Sexual Harassment Information Center counselor for help and information regarding sexual harassment complaint resolution or grievance procedures, or may file a complaint of harassment directly with the appropriate Complaint Resolutions Officer. The appropriate Complaint Resolutions Officer is determined by the status of the accused harasser. For further details contact the Sexual Harassment Coordinator, Pamela Thompson, at 310-206-3417, 2241 Murphy Hall.

Other Forms of Harassment

The University strives to create an environment which fosters the values of mutual respect and tolerance and is free from discrimination based on race, ethnicity, sex, religion, sexual orientation, disability, age, and other personal characteristics. Certainly harassment, in its many forms, works against those values and often corrodes a person's sense of worth and interferes with one's ability to participate in University programs or activities. While the University is committed to the free exchange of ideas and the full protection of free expression, the University also recognizes that words can be used in such a way that they no longer express an idea, but rather injure and intimidate, thus undermining the ability of individuals to participate in the University community. The *University of California Policies Applying to Campus Activities, Organizations, and Students* (hereafter referred to as *Policies*) presently prohibit a variety of conduct by students which, in certain contexts, may be regarded as harassment or intimidation.

For example, harassing expression which is accompanied by physical abuse, threats of violence, or conduct that threatens the health or safety of any person on University property or in connection with official University functions may subject an offending student to University discipline under the provisions of Section 102.08 of the *Policies*.

Similarly, harassing conduct, including symbolic expression, which also involves conduct resulting in damage to or destruction of any property of the University or property of others while on University premises may subject a student violator to University discipline under the provisions of Section 102.04 of the *Policies*.

Further, under specific circumstances described in the *University-wide Student Conduct Harassment Policy*, students may be subject to University discipline for misconduct which may consist solely of expression. Copies of this *Policy* are available in the Office of the Dean of Students, 1206 Murphy Hall, or in any of the Harassment Information Centers listed below:

1. Center for Women and Men, B44 Student Activities Center, (310) 825-3945, <http://www.thecenter.ucla.edu>
2. Office of Fraternity and Sorority Relations, 105 Kerckhoff Hall, (310) 825-6322, <http://www.greeklife.ucla.edu>
3. Office of International Students and Scholars, 106 Bradley Hall, (310) 825-1681, <http://www.intl.ucla.edu/home.htm>
4. Office of Ombuds Services, 105 Strathmore Building, (310) 825-7627, <http://www.ombuds.ucla.edu>
5. Office of Residential Life, Residential Life Building, (310) 825-3401, <http://www.orl.ucla.edu/>

6. Counseling and Psychological Services, 2nd Floor Wooden Center West, (310) 825-0768, <http://www.sps.ucla.edu>

Complaint Resolution

One of the necessary measures in our efforts to assure an atmosphere of civility and mutual respect is the establishment of procedures which provide effective informal and formal mechanisms for those who believe that they have been victims of any of the above misconduct.

Many incidents of harassment and intimidation can be effectively resolved through informal means. For example, an individual may wish to confront the alleged offender immediately and firmly. An individual who chooses not to confront the alleged offender and who wishes help, advice, or information is urged to contact any of the Harassment Information Centers listed immediately above.

In addition to providing support for those who believe they have been victims of harassment, Harassment Information Centers offer persons the opportunity to learn about the phenomena of harassment and intimidation; to understand the formal and informal mechanisms by which misunderstandings may be corrected and, when appropriate, student perpetrators may be disciplined; and to consider which of the available options is the most useful for the particular circumstances.

With regard to the *Universitywide Student Conduct Harassment Policy*, complainants should be aware that not all conduct which is offensive may be regarded as a violation of this *Policy* and may, in fact, be protected expression. Thus, the application of formal institutional discipline to such protected expression may not be legally permissible. Nevertheless, the University is committed to reviewing any complaint of harassing or intimidating conduct by a student and intervening on behalf of the complainant to the extent possible.

Nondiscrimination

The University of California, in accordance with applicable Federal and State Laws and University Policies, does not discriminate on the basis of race, color, national origin, religion, sex, gender identity, pregnancy (including pregnancy, childbirth, and medical conditions related to pregnancy and childbirth), disability, age, medical condition (cancer-related), ancestry, marital status, citizenship, sexual orientation, or status as a Vietnam-era veteran or special disabled veteran. The University also prohibits sexual harassment. This nondiscrimination policy covers admission, access, and treatment in University programs and activities.

Inquiries regarding the University's student-related nondiscrimination policies may be directed to the UCLA Campus Counsel, 3149 Murphy Hall, Box 951405, Los Angeles, CA 90095-1405, (310) 825-4042. Speech- and hearing-impaired persons may call TTY (310) 206-6083.

Inquiries regarding nondiscrimination on the basis of disability covered by the Americans with Disabilities Act (ADA) of 1990 or Section 504 of the Rehabilitation Act of 1973 may be directed to the ADA and 504 Compliance Coordinator, A239 Murphy Hall, UCLA, Box 951405, Los Angeles, CA 90095-1405, voice (310) 825-7906, TTY (310) 206-3349, <http://www.saonet.ucla.edu/ada.htm>.

Students may complain of any action which they believe discriminates against them on the ground of race, color, national origin, marital status, sex, sexual orientation, disability, or age and may contact the Office of the Dean of Students, 1206 Murphy Hall, and/or refer to Section 111.00 of the *University of California Policies Applying to Campus Activities, Organizations, and Students* (available in 1206 Murphy Hall or at <http://www.ucop.edu/ucophome/coordrev/ucpolicies/aos/toc.html>) for further information and procedures.

Official Publications

Students are responsible for observing procedures and deadlines published by the Registrar's Office in the following publications:

1. *UCLA General Catalog*. The catalog includes courses and programs approved by the UCLA Academic Senate. The print edition is issued regularly and is for sale at the UCLA Store. The online edition (<http://www.registrar.ucla.edu/catalog/>) has updates for course descriptions and a list of new items and changes, additions, and deletions to existing undergraduate programs (i.e., majors, minors, specializations)
2. *Schedule of Classes*. There is no print edition of the *Schedule*. The online *Schedule* (<http://www.registrar.ucla.edu/schedule/>) lists courses offered each term. It includes fee charts, an academic calendar with key deadline dates, and academic policies and procedures; registration, enrollment, and billing information; and Official Notices

Plagiarism and Student Copyright

Plagiarism of any form is a violation of UCLA Student Conduct Code Section 102.01—Academic Dishonesty. Instructors are permitted to use one or more plagiarism-detection services to assist in the confirmation that the academic work submitted by a student is original work and has not been duplicated from an existing work.

All class assignments are expected to be original works submitted by individual students or, if directed by the instructor, by students working in a team. Should a student purchase or other wise acquire a document from a third party (such as <http://www.termpaperexample.com>) and submit such a document as original work for the class assignment, such action is plagiarism and a violation of the code.

Instructors may require that all students enrolled in the class submit their work for confirmation by a plagiarism-detection service designated by the instructor. Failure by a student to submit assigned work is the equivalent, at the discretion of the instructor, to the student failing to submit the paper for grading.

Students retain full copyright ownership to their academic work (UCLA Policy 965; see http://www.adminvc.ucla.edu/appm/entry_policies.asp?vSection=public/app_0965_0.HTML). However, if the plagiarism-detection service used by the instructor includes a protocol that the vendor retains a copy of the submitted work, such practice is approved by UCLA for the vendor's sole purpose of comparison with other academic work subsequently submitted by others. The vendor may not use academic work submitted by UCLA students for any other purpose.

Instructors are encouraged to indicate to all students at the start of the academic term whether (a) a plagiarism-detection service will be used in the class for academic assignments; and (b) whether the service will be applied to all students enrolled in the class or on a spot-check basis. Nonetheless, instructors may decide to use a plagiarism-detection service after the start of the academic term, either on an across-the-board or spot-check basis. The instructor's discretion in such matters is final and not subject to appeal.

Students are encouraged to familiarize themselves with the *UCLA Student Conduct Code* and the official statements regarding cheating and plagiarism. These and other relevant documents are available on the website of the Office of the Dean of Students at <http://www.deanofstudents.ucla.edu/studentconductcode.pdf>.

The grading process for a student suspected of having engaged in plagiarism or other form of cheating is described in the Academic Senate Manual Regulations, Section 4, Paragraphs A-306 and A-315 (see <http://www.senate.ucla.edu>).

Sexual Assault and Sexual Misconduct

UCLA does not tolerate sexual assault or sexual misconduct. Where there is probable cause to believe a student has committed a sexual assault or has engaged in sexual misconduct, disciplinary action will be pursued. Sanctions may include dismissal from the University.

If a Person Has Been Sexually Assaulted

Those who believe that they are the victims of sexual assault should

1. **Immediately call the police department.** If possible, call the UCLA Police Department at (310) 825-1491 or 911
2. **Get medical attention.** Campus police will provide transportation to the Santa Monica-UCLA Medical Center Emergency Room for emergency medical treatment and evidence collection. A counselor from the Rape Treatment Center will be available at that time, free of charge

Utilize campus and community support services:

1. **Contact a Rape Services Consultant (RSC)** at the Center for Women and Men. RSCs have expertise in working with people who have been sexually assaulted. They can discuss options and alternatives, help identify the most appropriate support services, and provide information about medical care, psychological counseling, academic assistance, legal options, how to file a police report, and how to file a complaint through the Office of the Dean of Students. RSCs are available to assist any UCLA student regardless of where or when the assault occurred. For assistance, contact the Center for Women and Men at (310) 825-3945 or (310) 206-8240 or go to B44 Student Activities Center and ask to speak to an RSC.
2. **Contact the Rape Treatment Center** at Santa Monica-UCLA Medical Center (310-319-4000) for free emergency medical treatment and counseling services. See <http://www.911rape.org>.

Caring assistance is available for persons who have been subjected to sexual assault or sexual misconduct. They are encouraged in the strongest terms to make a report.

Student Conduct Policies

Students are members of both society and the academic community with attendant rights and responsibilities. Students are expected to make themselves aware of and comply with the law, and with University and campus policies and regulations. While many of UCLA's policies and regulations parallel federal, state, and local laws, UCLA's standards may be set higher. The *University of California Policies Applying to Campus Activities, Organizations, and Students* (UC Policies) have been incorporated into the *UCLA Student Conduct Code* either by adapting or inserting verbatim the language of the policies. The complete *University of California Policies Applying to Campus Activities, Organizations, and Students* is available at <http://www.ucop.edu/ucophome/coordrev/ucpolicies/aos/toc.html>. Students may contact the Office of the Dean of Students, Office of Ombuds Services, or Student Legal Services for advice concerning these policies.

A. Jurisdiction

The University has jurisdiction over student conduct that occurs on University property, or in connection with official University functions whether on or off University property. Although the University will not routinely invoke its disciplinary processes over student conduct that occurs off campus except in connection with an official University function, the University has discretion to exercise jurisdiction over conduct that occurs off campus and that would violate student conduct and discipline policies or regulations if the conduct had occurred

on campus when (1) the alleged misconduct indicates the student poses a threat to the safety or security of any member(s) of the University community or (2) the alleged misconduct involves academic work or the forgery, alteration, or misuse of any University document, record, key, electronic device, or identification.

Specifically, the University may choose to exercise jurisdiction over off-campus incidents under alternative A.1 above where the alleged misconduct involves

- a. Physical abuse, including but not limited to sexual assault, sexual misconduct, sex offenses, and other physical assault; threats of violence; or conduct that threatens the health or safety of any person;
- b. Stalking (as defined in Section 102.10 of the *University of California Policies Applying to Campus Activities, Organizations, and Students*);
- c. Sexual harassment (as defined in Section 160.00 et seq. of the *University of California Policies Applying to Campus Activities, Organizations, and Students*);
- d. Participation in hazing or any method of initiation or preinitiation into a campus organization or other activity engaged in by the organization or members of the organization at any time that causes, or is likely to cause, physical injury or personal degradation or disgrace resulting in psychological harm to any student or other person.

In determining whether or not to exercise off-campus jurisdiction in cases under alternative A.1 above, the University will consider the seriousness of the alleged misconduct; whether the alleged victim is a member of the campus community; the ability of the University to gather information, including the testimony of witnesses; or whether the off-campus conduct is part of a series of actions that occurred both on and off campus.

This section is intended only to provide guidance for the exercise of discretion by the University in invoking its jurisdiction over conduct that occurs off campus. It may not be relied upon by any student charged under this section to create any rights, substantive or procedural, or as a basis for a challenge to the exercise of the University's jurisdiction.

B. Types of Misconduct

Students may be disciplined for violations or attempted violations (including aiding, abetting, or participating in the planning of an act that would be in violation of the *UCLA Code*, whether or not the individual who carries out that act is a student). Violations include the following types of misconduct:

102.01: Academic Dishonesty. All forms of academic misconduct, including but not limited to cheating, fabrication, plagiarism, multiple submissions, or facilitating academic misconduct. For the purposes of the *UCLA Code*, the following definitions apply:

102.01a: Cheating. Cheating includes, but is not limited to, the use of unauthorized materials, information, or study aids in any academic exercise or the failure to observe the expressed procedures or instructions of an academic exercise (e.g., examination instructions regarding alternate seating or conversation during an examination).

102.01b: Fabrication. Fabrication includes, but is not limited to, falsification or invention of any information or citation in an academic exercise.

102.01c: Plagiarism. Plagiarism includes, but is not limited to, the use of another's words or ideas as if they were one's own, including but not limited to representing, either with the intent to deceive or by the omission of the true source, part of or an entire work produced by someone other than the student, obtained by purchase or otherwise, as the student's original work or representing the identifiable but altered ideas, data, or writing of another person as if those ideas, data, or writing were the student's original work.

102.01d: Multiple Submissions. Multiple submissions includes, but is not limited to, the resubmission by a student of any work which has been previously submitted for credit in identical or similar form in one course to fulfill the requirements of a second course, without the informed permission/consent of the instructor of the second course; or the submission by a student of any work submitted for credit in identical or similar form in one course to fulfill the requirements of a concurrent course, without the permission/consent of the instructors of both courses.

102.01e: Facilitating Academic Dishonesty. Facilitating academic dishonesty includes, but is not limited to, knowingly helping another student commit an act of academic misconduct (e.g., cheating, fabrication, plagiarism, multiple submissions).

102.01f: Coercion Regarding Grading or Evaluation of Course-work. Threatening personal or professional repercussions or discipline against an instructor to coerce the instructor to change a grade or otherwise evaluate the student's work by criteria not directly reflective of coursework.

102.02: Other Forms of Dishonesty. Other forms of dishonesty, including but not limited to fabricating information or knowingly furnishing false information or reporting a false emergency to the University.

102.03: Forgery. Forgery, alteration, or misuse of any University document, record, key, electronic device, or identification.

102.04: Theft. Theft of, conversion of, misappropriation of, or damage to or destruction of any property of the University or property of others while on University premises or at official University functions; or possession of any property when the student had knowledge or reasonably should have had knowledge that it was stolen.

102.05: Computers. Theft or abuse of University computers and other University electronic resources such as computer and electronic communications facilities, systems, and services. Abuses include, but are not limited to, unauthorized entry, use, transfer, or tampering with the communications of others; interference with the work of others and with the operation of computer and electronic communications facilities, systems, and services; and violations of copyright laws, whether by theft, unauthorized sharing, or other misuse of copyrighted materials such as songs, movies, software, photos, or text. Violation of the *UCLA E-Mail Policy and Guidelines* (available at http://www.adminvc.ucla.edu/appm/public/app_0455_0.html), of the *University of California Electronic Communications Policy* (available at <http://www.ucop.edu/ucophome/policies/ec/>), or of any other University acceptable or allowable use policy is also considered a violation of Section 102.05.

102.06: Unauthorized Use of University Resources or Name. Unauthorized entry to, possession of, receipt of, or use of any University services, equipment, resources, or properties, including the University's name, insignia, or seal.

102.07: University Housing and Parking.

102.07a: University Housing. Violation of policies, regulations, or rules governing University-owned, -operated, or -leased housing facilities or other housing facilities located on University property.

102.07b: Parking. Violation of policies, regulations, or rules governing University parking services or University-owned or -operated parking facilities.

102.08: Physical Abuse. Physical abuse includes physical assault, sexual assault, sexual misconduct, sex offenses; threats of violence; or other conduct that threatens the health or safety of any person.

Sexual Assault occurs when a person knowingly causes another person to engage in a sexual act by (a) physical force, violence, threat, intimidation, and/or coercion; (b) ignoring the objections of the other person; (c) causing the other's intoxication or impairment through the use of drugs or alcohol; or (d) taking advantage of the

other person's incapacitation, state of intimidation, helplessness, or other inability to consent. Situations involving physical force, violence, threat, intimidation, and/or coercion fall under the definition of Sexual Assault.

Sexual Misconduct occurs when a person, having failed to take appropriate steps to gain effective consent, engages in a sexual act with another under the unreasonable belief that effective consent had been obtained. Sex offenses include, but are not limited to, sexual assault upon a child, incest, and consensual sex with an individual under the age of consent (18 years of age in California). NOTE: For the purpose of this regulation, the following apply:

1. "Effective consent" referenced in the terms above means words or actions that show a voluntary agreement to engage in a mutually agreed-upon sexual activity
2. "Sexual act" referenced in the terms above includes, but is not limited to, sexual intercourse, sodomy, oral-genital contact, or sexual penetration with a foreign object (including a finger), the touching of a person's intimate parts (defined as genitalia, groin, breast, or buttocks, or clothing covering them), or compelling a person to touch his or her own or another person's intimate parts without effective consent
3. Intoxication of the accused will not diminish his or her responsibility for any violations of this section

102.09: Sexual Harassment. Sexual harassment, as defined in the *University of California Policies Applying to Campus Activities, Organizations, and Students* (Section 160.00), reads in part: Sexual harassment is unwelcome sexual advances, requests for sexual favors, and other verbal or physical conduct of a sexual nature, when submission to or rejection of this conduct explicitly or implicitly affects a person's employment or education, unreasonably interferes with a person's work or educational performance, or creates an intimidating, hostile, or offensive working or learning environment. In the interest of preventing sexual harassment, the University will respond to reports of any such conduct.

Refer to the *Policy on Sexual Harassment and Complaint Resolution Procedures* (section 160.00) for the entire definition. The *Policy on Sexual Harassment and Complaint Resolution Procedures* is incorporated into the *Policy on Student Conduct and Discipline*.

102.10: Stalking. Stalking behavior in which a student repeatedly engages in a course of conduct directed at another person and makes a credible threat with the intent to place that person in reasonable fear for his or her safety, or the safety of his or her family; where the threat is reasonably determined by the University to seriously alarm, torment, or terrorize the person; and where the threat is additionally determined by the University to serve no legitimate purpose.

102.11: Harassment. Harassment by a student of any person. For the purposes of this section, harassment

- a. Is the use, display, or other demonstration of words, gestures, imagery, or physical materials, or the engagement in any form of bodily conduct, on the basis of race, color, national or ethnic origin, alienage, sex, religion, age, sexual orientation, or physical or mental disability that has the effect of creating a hostile and intimidating environment sufficiently severe or pervasive to substantially impair a reasonable person's participation in University programs or activities, or use of University facilities;
- b. Must target a specific person or persons; and
- c. Must be addressed directly to that person or persons

NOTE: The Office of the President has issued the following guidelines on interpretation and application of this section (102.11: Harassment): "Prior to applying this provision of policy to any student conduct, the Office of General Counsel will be consulted regarding its proper interpretation and application in light of the specific circumstances."

102.12: Hazing. Participation in hazing or any method of initiation or preinitiation into a campus organization or other activity engaged in by the organization or members of the organization at any time that causes, or is likely to cause, physical injury or personal degradation or disgrace resulting in psychological harm to any student or other person.

102.13: Obstruction or Disruption. Obstruction or disruption of teaching, research, administration, disciplinary procedures, or other University activities.

102.14: Disorderly Conduct. Disorderly or lewd conduct.

102.15: Disturbing the Peace. Participation in a disturbance of the peace or unlawful assembly.

102.16: Failure to Comply. Failure to identify oneself to, or comply with directions of, a University official or other public official acting in the performance of his or her duties while on University property or at official University functions, or resisting or obstructing such University or other public officials in the performance of or the attempt to perform their duties.

102.17: Controlled Substances. Unlawful manufacture, distribution, dispensing, possession, use, or sale of, or the attempted manufacture, distribution, dispensing, or sale of controlled substances, identified in Federal and State laws or regulations.

102.18: Alcohol. Manufacture, distribution, dispensing, possession, use, or sale of, or the attempted manufacture, distribution, dispensing, or sale of alcohol which is unlawful or otherwise prohibited by, or not in compliance with, University policy or campus regulations.

102.19: Destructive Devices. Possession, use, storage, or manufacture of explosives, firebombs, or other destructive devices.

102.20: Weapons. Except as expressly permitted by law, possession, use, storage, or manufacture of a firearm or other weapon capable of causing bodily injury. Except as expressly permitted by University policy, possession, use, storage, or manufacture of replicas of firearms or other weapons.

102.21: Violation of Disciplinary Conditions. Violation of the conditions contained in the terms of a disciplinary action imposed under the *UCLA Code*.

102.22: Violation of Interim or Emergency Suspension Conditions. Violation of the conditions contained in a written Notice of Interim or Emergency Suspension issued pursuant to Section IV of the *UCLA Code*.

102.23: Unauthorized Use or Sale of University Materials. Except as provided herein, no student shall give, sell, or otherwise distribute to others or publish any recording made during any course presentation without the written consent of the University and the instructor/presenter. This policy is applicable to any recording in any medium, including handwritten or typed notes.

Any distribution of a recording of a course presentation at UCLA that captures the actual sounds and/or images of that course presentation, in any medium, must consider not only the rights of the instructor and the University, but also those of other parties. Examples include the privacy rights of students enrolled in the course, the rights of guest lecturers, and the copyright interests in materials authored by others that are displayed or presented during the course presentation. In addition to the consent of the University and the instructor/presenter, it may be necessary to secure permission from these other parties before any recording, distribution, publication, or communication is legally permitted.

102.23a: Selling Course Notes. Selling, preparing, or distributing for any commercial purpose course lecture notes or video or audio recordings of any course unless authorized by the University in advance and explicitly permitted by the course instructor in writing. The unauthorized sale or commercial distribution of course notes or recordings by a student is a violation of the *UCLA Code* whether or not it was the student or someone else who prepared the notes or recordings. This policy is applicable to any recording in any medium, including handwritten or typed notes.

102.23b: Copying Course Notes. Copying for any commercial purpose handouts, readers, or other course materials provided by an instructor as part of a University of California course unless authorized by the University in advance and explicitly permitted by the course instructor or the copyright holder in writing (if the instructor is not the copyright holder). Students currently enrolled in a course may provide a copy of their own notes or recordings to other currently enrolled students for noncommercial purposes reasonably arising from participation in the course, including individual or group study.

102.23c: Commencement Tickets. Selling commencement tickets.

102.24: University Properties. Using University properties for the purpose of organizing or carrying out unlawful activity.

102.25: Violations of Law. Violation of Federal, State, or local laws.

11. REC (Recitation): Students take part in oral presentations and exhibitions involving substantial class participation
12. RGP (Research Group Meeting): Students participate in graduate research group meetings
13. SEM (Seminar): Students and faculty interact through small classroom sessions that involve substantial class participation
14. STU (Studio): Students develop technical or creative skills such as painting, music, drama, or design
15. TUT (Tutorial): Students meet individually with faculty to review work that each student conducts independently
16. TVI (Televised Instruction): Students view material that has been prerecorded

SEC — Section Number

A course may have multiple class types that must be taken together, such as lecture and discussion or lecture and laboratory. These class types are linked and are identified by the sequence printed and numbering schemes below:

1. Primary (lecture, seminar) sections are numbered sequentially (1-99). If a course has secondary sections belonging to a specific primary section (i.e., a compound class), they are numbered with the corresponding primary section number followed by a letter (A to Z). For example, for Chem 11A lecture section 1, you must choose from discussion sections 1A to 1Z. The class is listed as:

11A GENERAL CHEMISTRY	-----	LEC 1
	142-081-201	DIS 1A
	142-081-202	DIS 1B
	-----	LEC 2
	142-081-221	DIS 2A
	142-081-222	DIS 2B

2. Any section type that may be associated with several other section types is indicated by the section number prefixed with a capital M. Combinations include
 - a. A course with secondary (discussion, laboratory, quiz) sections associated with any of several primary sections (e.g., Chinese 2)
 - b. A course with multiple primary (lecture) sections and multiple secondary (both laboratory and discussion required) sections, with the laboratory section associated with any of the primary sections, such as Physics 6. These courses identify the section type (lecture, laboratory, discussion), which is the ENROLLMENT SECTION

FEE — Materials Use Fee

The Materials Use Fee is assessed in addition to term fees for each course that you are enrolled in as of the fourth week of classes. Multiple-part class series (such as lecture, laboratory, and discussion) list the fee with the primary section only. It covers the price of materials and supplies used in the course and appears on your BAR statement.

DAYS

Days of the week are abbreviated as follows:

M — Monday
 T — Tuesday
 W — Wednesday
 R — Thursday
 F — Friday
 S — Saturday
 U — Sunday
 TBA — To be arranged (time was not available at publication; contact the instructor or department)

UNSCHED — No regular meeting time (consult the instructor)

VAR — Class meetings vary throughout the week and quarter (consult the instructor)

TIME

Courses begin and end at the time listed. Minimum class meeting

time is 50 minutes. Sometimes sections have more than one meeting time, which are listed on separate lines.

BUILDING/ROOM

The meeting location of a section is indicated by the building name abbreviation followed by the room number. Multiple meeting locations are listed on separate lines.

LS 2142 — Life Sciences 2142
 MS 4000A — Math Sciences 4000A
 PUB POL 1343 — Public Policy Building 1343

See “University Buildings” for building names and locations.

INSTRUCTOR

The faculty member responsible for a course is listed with last name and first initial. “The Staff” indicates an instructor was not assigned as of publication.

ENRL CAP — Enrollment Capacity

Enrollment capacity indicates the number of students allowed to enroll in the section and is subject to departmental change. When you attempt to enroll and the capacity is full, you are informed of the wait-list size and your possible wait-list position.

XC — Examination Code

The code number indicates the examination period for the course final, which is generally based on the meeting time of the lecture section (see “Final Examinations” chart). Examination code information is available through URSA. Be sure to check your examination codes prior to finals week.

Do not enroll in courses that have conflicting meeting times as this creates a conflict in examination times. You must discuss any conflict with both instructors and may have to change sections or drop the course to avoid the conflict. Faculty members may use their discretion to establish ground rules for attendance, missed examinations, late term papers, or any other means of evaluation for the course.

CR TP — Credit Type (Grade Type)

Credit type is indicated by the following grading detail codes:

1. Blank — Letter grade or P/NP (In the *Schedule of Classes* and URSA, classes with an optional grading basis are displayed as blank—no abbreviation appears in the credit type column. The default grading basis for such classes is Letter grade. See the Enrollment section for regulations on changing grading basis.)
2. G — Letter grade only
3. NG — Non-graded section of a multiple-part course
4. PN — Passed/Not Passed
5. SU — Satisfactory/Unsatisfactory
6. T1, T2, T3, T4 — A two-, three-, or four-term course (In Progress) in which no credit is granted until the completion of the series
7. TP — A multiterm course with a final grade of Passed or Not Passed
8. TS — A multiterm course with a final grade of Satisfactory or Unsatisfactory

UNITS

Unit value is the workload credit given for a course. It is generally the same as credit toward a degree, except that some courses (e.g., English A, AP, 2P, 3P) may have less degree credit and/or no credit toward a degree (check the course description in the *UCLA General Catalog*). **The unit value of a multiple-part class series is listed with the primary section.**

RESTRICT — Restrictions

Course restrictions **print on the line following the section entry when enrollment is restricted to certain designations** of students:

1. **Department Consent or Instructor Consent.** A PTE number is required. Consent of department or instructor is no longer listed

in the course description in the *UCLA General Catalog*. Such a restriction is subject to change by individual instructors and is only noted in the *Schedule of Classes*

2. **Level.** Only students as indicated by the class level may enroll. (If the restriction is satisfied, a PTE number is not required when the section capacity has available spaces.) Levels are indicated as follows:

FR —Freshmen only
SO —Sophomores and above
JR —Juniors and above

SR —Seniors and above

GR —Graduate students only

See “Class Levels” in the Academic Policies section for unit breakdown for each level

3. **College and/or Major.** Only students with the noted college and/or major(s) may enroll. (If the restriction is satisfied, a PTE number is not required when the section capacity has available spaces.) Thus, if a restriction reads “MATH/APP, ECON BUSINESS, BUS-ECON,” the course is restricted to the specified majors

University Buildings

ASHE	Arthur Ashe Student Health and Wellness Center	KNSY PV	Kinsey Science Teaching Pavilion
AU	Ackerman Student Union	KNUDSEN	Knudsen Hall
BIO SCI	Biomedical Sciences Research Building	KORN	Korn Convocation Hall
BMC	Brain Mapping Center	LAKRETZ	La Kretz Hall
BOELTER	Boelter Hall	LAW	Law Building
BOTANY	Botany Building	LS	Life Sciences
BOYER	Boyer Hall (formerly Molecular Biology Institute)	LUVALLE	Lu Valle Commons
BRADLEY	Bradley International Hall	MACDNLD	MacDonald Medical Research Laboratories
BROAD	Broad Art Center	MACGOWN	Macgowan Hall
BRI	Brain Research Institute	MCGWN E	Macgowan Hall East
BUNCHE	Bunche Hall	MDCC	Marion Davies Children’s Center
CAMPBEL	Campbell Hall	MELNITZ	Melnitz Hall
CHS	Center for the Health Sciences	MOL SCI	Molecular Sciences Building
CLARK	William Andrews Clark Memorial Library	MOORE	Moore Hall
CNYN PT	Canyon Point (Sunset Village)	MORTON	Morton Medical Building (formerly Medical Plaza 200)
COLLINS	Collins Center for Executive Education	MP 100	Medical Plaza 100
CORNELL	Cornell Hall	MP 300	Medical Plaza 300
COVEL	Covel Commons	MS	Mathematical Sciences
CSB I	Campus Services Building I	MURPHY	Murphy Hall (Administration)
DE NEVE	De Neve Plaza Commons Building	NEUROSC	Neuroscience Research Building
DENT	Dentistry, School of	NO FAC	No facility
DICKSON	Dickson Art Center	NWAUD	Northwest Campus Auditorium
DODD	Dodd Hall	OFF CAM	Off campus
E MLNTZ	East Melnitz Building	PAB	Physics and Astronomy Building
ENGR I	Engineering I	PERLOFF	Perloff Hall
ENGR IV	Engineering IV	PORTOLA	Portola Plaza Building
ENGR V	Engineering V	POWELL	Powell Library Building
ENTRPNR	Entrepreneurs Hall	PUB AFF	Public Affairs Building (formerly Public Policy Bldg)
FACTOR	Factor Health Sciences Building	PUB HLT	Public Health, School of
FERNALD	Fernald Center	PVUB	Ueberroth Building, Peter V.
FIELD	Field	REED	Reed Neurological Research Center
FOWLER	Fowler Museum of Cultural History	RIEBER	Rieber Hall
FRANZ	Franz Hall	ROLFE	Rolfe Hall
GEOLOGY	Geology Building	ROSNFLD	Rosenfeld Library
GOLD	Gold Hall	ROYCE	Royce Hall
GONDA	Gonda (Goldschmied) Neuroscience and Genetics Research Center	SAC	Student Activities Center (formerly Men’s Gym)
GSEIS	Education and Information Studies Building	SCULPT	Sculpture Garden
HAINES	Haines Hall	SEMEL	Semel Institute for Neuroscience and Human Behavior (formerly NPI&H)
HEDRICK	Hedrick Hall	SLICHTR	Slichter Hall
HERSHEY	Hershey Hall	SMB	Schoenberg Music Building
HLTHSCI	Center for the Health Sciences	SPROUL	Sproul Hall
HUMANTS	Humanities Building (formerly Kinsey Hall)	UES	University Elementary School, Seeds
JSEI	Jules Stein Eye Institute	WARREN	Warren Hall
KAUFMAN	Kaufman Hall (formerly Dance Building)	WGYOUNG	Young Hall
KH	Kerckhoff Hall	WOODEN	Wooden Recreation and Sports Center
KINROSS	Kinross Building	YRL	Young Research Library
KINR SO	Kinross South	700 WWP	700 Westwood Plaza

Spring 2009 Final Examinations

	8-11 a.m.	11:30 a.m.-2:30 p.m.	3-6 p.m.	6:30-9:30 p.m.
Saturday, June 6	26	27	28	29
Sunday, June 7	31	32	33	34
Monday, June 8	9	7	13	1
Tuesday, June 9	3	12	4	22
Wednesday, June 10	2	14	15	23
Thursday, June 11	5	6	11	24
Friday, June 12	16	8	No Exams	No Exams

Code	Date and Time	Code	Date and Time
1	Monday, June 8, 6:30-9:30 p.m.	16	Friday, June 12, 8-11 a.m.
2	Wednesday, June 10, 8-11 a.m.	20	To be arranged by instructor, if required
3	Tuesday, June 9, 8-11 a.m.	22	Tuesday, June 9, 6:30-9:30 p.m.
4	Tuesday, June 9, 3-6 p.m.	23	Wednesday, June 10, 6:30-9:30 p.m.
5	Thursday, June 11, 8-11 a.m.	24	Thursday, June 11, 6:30-9:30 p.m.
6	Thursday, June 11, 11:30 a.m.-2:30 p.m.	26	Saturday, June 6, 8-11 a.m.
7	Monday, June 8, 11:30 a.m.-2:30 p.m.	27	Saturday, June 6, 11:30 a.m.-2:30 p.m.
8	Friday, June 12, 11:30 a.m.-2:30 p.m.	28	Saturday, June 6, 3-6 p.m.
9	Monday, June 8, 8-11 a.m.	29	Saturday, June 6, 6:30-9:30 p.m.
11	Thursday, June 11, 3-6 p.m.	30	Consult instructor for method of evaluation
12	Tuesday, June 9, 11:30 a.m.-2:30 p.m.	31	Sunday, June 7, 8-11 a.m.
13	Monday, June 8, 3-6 p.m.	32	Sunday, June 7, 11:30 a.m.-2:30 p.m.
14	Wednesday, June 10, 11:30 a.m.-2:30 p.m.	33	Sunday, June 7, 3-6 p.m.
15	Wednesday, June 10, 3-6 p.m.	34	Sunday, June 7, 6:30-9:30 p.m.

Final Examination Policies

Final examinations, unless otherwise announced by the instructor, are held in the same room as class meetings. Examination codes are listed for each course in the *Schedule of Classes* and in the Study List selections on URSA.

An instructor's method of evaluation must be announced at the beginning of the course. Final written examinations may not exceed three hours' duration and are given only at the times and places established and published by the department chair and the Registrar's Office (Senate Regulation A-332A). In planning courses for a term, students are responsible for avoiding class conflicts and avoiding conflicting or multiple same-day final examinations. No student shall be excused from assigned final examinations except as provided in the following paragraphs.

Policy on Alternate Examination Dates

In compliance with Section 92640(a) of the California Education Code, the University must accommodate requests for alternate examination dates for any test or examination at a time when that activity would not violate a student's religious creed. This requirement does not apply in the event that administering the test or

examination at an alternate time would impose an undue hardship which could not reasonably be avoided.

Accommodation for alternate examination dates are worked out directly and on an individual basis between the student and the faculty member involved.

1. In general, students should make such requests of the instructor during the first two weeks of any given academic term, or as soon as possible after a particular examination date is announced by the instructor
2. Students unable to reach a satisfactory arrangement with their instructor should contact the Office of Ombuds Services, 105 Strathmore Building, or the Office of the Dean of Students, 1206 Murphy Hall, for assistance
3. Instructors who have questions or who wish to verify the nature of the religious event or practice involved should contact the Office of Ombuds Services or the Office of the Dean of Students for assistance

This policy has been reviewed and approved by the Academic Senate Undergraduate Council. Faculty members should remember that while it is fully in their discretion to make arrangements with individual students for alternate examination times, including final examinations, faculty members must conduct the scheduled final examination for the class as a whole at the times and places established by the department chair and the Registrar's Office.

Spring 2009 Class Listings

Course times and locations may change. See the online *Schedule of Classes* at <http://www.registrar.ucla.edu/schedule/> or URSA at <http://www.ursa.ucla.edu> for real-time updates.

CATALOG NUMBER	COURSE TITLE	ENF REQ IM	ID NUMBER	CLS TYP	SEC	FEE	DAYS	TIME	BUILDING/ ROOM	INSTRUCTOR	ENRL CAP	XC	CR TP	UNITS
AEROSPACE STUDIES														
A per-unit Instructional Enhancement Fee is assessed on most L&S undergraduate nontutorial classes. See the Miscellaneous Fees chart at http://www.registrar.ucla.edu/fees/ for fee amounts.														
Z	LEADERSHIP LAB	N	102-005-200	LAB	1		F	2:00- 2:50P 3:00- 5:50P	HAINES 118 HAINES 118	SMITH, L.A.	100	30		0.0
1C	FOUNDATION-USAF	N	102-050-200	LEC	1		F	2:00- 2:50P	BOELTER 2444	CARTER, D.L.	60	30		2.0
20C	USAF AIR&SPACE POWR	N	102-109-200	LEC	1		F	1:00- 1:50P	HAINES A25	CARTER, D.L.	60	30		2.0
130C	AIR FRCE LDRSP STDS	Y	102-403-200	LEC	1		F	11:00- 1:50P	MOORE 1003	SMITH, L.A.	25	30		4.0
140C	PREP-ACTIVE DUTY	Y	102-447-200	LEC	1		F	11:00- 1:50P	SAC B20B	GRILL, K.H.	25	30		4.0
AFRO-AMERICAN STUDIES														
A per-unit Instructional Enhancement Fee is assessed on most L&S undergraduate nontutorial classes. See the Miscellaneous Fees chart at http://www.registrar.ucla.edu/fees/ for fee amounts. For all undergraduate Afro-American studies courses except Afro-American Studies M5, enrollment is limited to Afro-American Studies majors and minors on the priority and first enrollment passes.														
6	BLACK INTLCTL THGHT	N	104-018-200	LEC	1		TR	12:30- 2:20P	BUNCHE 3156	STREETER, C.A.	40	14	G	4.0
M104C	AFR-AM LIT-1960S ON	Y	104-317-200	LEC	1		MW	2:00- 3:50P	PUB AFF 2214	GOYAL, Y.	10	07		5.0
M110B	AFRCN AM MUS HERITG	N	104-341-201	DIS	1A		TR	11:00-12:50P	SMB 1420	KEYES, C.L.	5	30		5.0
CM112D	AFRICAN AMERICN ART	N	104-355-200	LEC	1		MW	11:00-11:50A 2:00- 3:50P	SMB 161	VONBLUM, P.	50	30		4.0
M144	AFRICAN-AMER POLTCS	Y	104-460-200	LEC	1		TR	3:30- 5:20P	BUNCHE 2160	WINTON, S.D.	20	16		4.0
M158C	INTRO AFRO-AMER HIS	N	104-597-201	DIS	1A		MW	2:00- 3:15P	ROYCE 162	BROWN, S.D.	30	07		4.0
M159P	CONSTRUCTING RACE	N	104-640-200	LEC	1		W	9:00- 9:50A 9:00- 9:50A 1:00- 1:50P 9:00-11:50A	ROLFE 3115 ROLFE 3112 ROLFE 3114 HAINES A44	PARK, K.	10 10 10 15	02		0.0 0.0 0.0 4.0
M165	RACE AND LABOR	N	104-690-201	DIS	1A		TR	9:30-10:45A	BROAD 2100A	BONACICH, E.	15	12		4.0
M173	NONVIOL&SOC MOVMTS	N	104-690-202	DIS	1B		W	12:00-12:50P 1:00- 1:50P 8:00- 8:50A 3:00- 5:50P	BUNCHE 2178 BUNCHE 2160 BUNCHE 2160 HAINES 118	LAWSON, J.M.	5 5 5 33	09		0.0 0.0 0.0 4.0
M179A	TPCS-AFRO-AMRCN LIT	Y	104-738-201	DIS	1A		M	10:00-10:50A	MS 5128		6	30		5.0
C191	TPCS-AFRO-AMER STDS	N	104-738-202	DIS	1B		F	12:00- 2:50P	ROLFE 3112	MORRIS, K.T.	5	07		5.0
	Afro-American C191, seminar 1:		104-774-202	SEM	2		TBA		LAWSON, J.M.		5	30	G	4.0
	Afro-American C191, seminar 2:		104-846-201	SEM	1		TBA		LEWIS, L.I.		5	30	G	4.0
	Afro-American C191, seminar 3:		104-846-202	SEM	2		TBA		LEWIS, L.I.		5	30	G	4.0
M200E	STDS-AFRO-AMER LIT	N	104-846-203	SEM	3		W	3:00- 5:50P	PUB AFF 1264	KERNAN, R.J.	20	30	G	4.0
M211	AFRICAN AMRCN MUSIC	N	104-846-204	SEM	4		W	3:00- 5:50P	HAINES 122	KERNAN, R.J.	20	30	G	4.0
CM212D	AFRICAN AMERICN ART	N	504-014-200	LEC	1		W	9:00-11:50A	HUMANTS A56	YARBOROUGH, R.A.	6	30		4.0
C291	TPCS-AFRO-AMER STDS	N	504-066-200	SEM	1		W	3:00- 5:50P	SMB 1846	KEYES, C.L.	5	30	G	4.0
	Afro-American C291, seminar 1:		504-075-200	LEC	1		MW	2:00- 3:50P	DODD 161	VONBLUM, P.	5	30		4.0
	Afro-American C291, seminar 2:		504-546-201	SEM	1		TBA		LAWSON, J.M.		10	30	G	4.0
	Afro-American C291, seminar 3:		504-546-202	SEM	2		TBA		LEWIS, L.I.		10	30	G	4.0
			504-546-203	SEM	3		W	3:00- 5:50P	PUB AFF 1264	KERNAN, R.J.	10	30	G	4.0
AMERICAN INDIAN STUDIES														
A per-unit Instructional Enhancement Fee is assessed on most L&S undergraduate nontutorial classes. See the Miscellaneous Fees chart at http://www.registrar.ucla.edu/fees/ for fee amounts.														
C122SL	WRKNG-TRIBAL COMMTRY	Y	105-433-200	SEM	1		W	1:00- 3:50P	PUB AFF 1256	RIVERA, D.M.	15	30	G	4.0
C145	INDIGENOUS NATIONS	N	105-570-200	SEM	1		M	1:00- 3:50P	BUNCHE 3156	CHAMPAGNE, D.W.	10	30	G	4.0
M200A	ADV HIST-AMRCN INDN	N	505-010-200	SEM	1		T	9:00-11:50A	CAMPBEL 3232	NABOKOV, P.	5	30	G	4.0

CATALOG NUMBER	COURSE TITLE	ENF REQ IM	ID NUMBER	CLS TYP	SEC	FEE	DAYS	TIME	BUILDING/ ROOM	INSTRUCTOR	ENRL CAP	XC	CR TP	UNITS
C222SL	WRKNG-TRIBAL COMMTY	N	505-133-200	SEM	1		W	1:00- 3:50P	PUB AFF 1256	RIVERA, D.M.	10	30		4.0
C245	INDIGENOUS NATIONS	N	505-270-200	SEM	1		M	1:00- 3:50P	BUNCHE 3156	CHAMPAGNE, D.W.	10	30		4.0
375	TCHNG APRNTC PRCTCM	N	505-620-200	SEM	1		UNSCHE			NABOKOV, P.	1	30	SU	1.0- 4.0
														RESTRICT: GRADUATE STUDENTS

ANTHROPOLOGY

A per-unit Instructional Enhancement Fee is assessed on most L&S undergraduate nontutorial classes. See the Miscellaneous Fees chart at <http://www.registrar.ucla.edu/fees/> for fee amounts. Anthropology 110P through 191 are limited to Anthropology majors and minors on the priority and first enrollment passes. Nonmajors may enroll on the second pass, space permitting. If instructor consent is required, students must obtain consent before enrollment, regardless of major.

7	HUMAN EVOLUTION	N	-----	LEC	1		MWF	10:00-10:50A	HAINES 39	MANSON, J.H.	306	03		5.0
			111-103-201	DIS	1A		M	12:00-12:50P	HAINES 350		17			0.0
			111-103-202	DIS	1B		M	1:00- 1:50P	HAINES 350		17			0.0
			111-103-203	DIS	1C		M	2:00- 2:50P	HAINES 350		17			0.0
			111-103-204	DIS	1D		T	9:00- 9:50A	HAINES 350		17			0.0
			111-103-205	DIS	1E		T	10:00-10:50A	HAINES 350		17			0.0
			111-103-206	DIS	1F		T	11:00-11:50A	HAINES 350		17			0.0
			111-103-207	DIS	1G		T	12:00-12:50P	HAINES 350		17			0.0
			111-103-208	DIS	1H		T	1:00- 1:50P	HAINES 350		17			0.0
			111-103-209	DIS	1I		W	1:00- 1:50P	HAINES 350		17			0.0
			111-103-210	DIS	1J		W	2:00- 2:50P	HAINES 350		17			0.0
			111-103-211	DIS	1K		W	3:00- 3:50P	HAINES 350		17			0.0
			111-103-212	DIS	1L		R	9:00- 9:50A	HAINES 350		17			0.0
			111-103-213	DIS	1M		R	10:00-10:50A	HAINES 350		17			0.0
			111-103-214	DIS	1N		R	11:00-11:50A	HAINES 350		17			0.0
			111-103-215	DIS	1O		R	12:00-12:50P	HAINES 350		17			0.0
			111-103-216	DIS	1P		R	1:00- 1:50P	HAINES 350		17			0.0
			111-103-217	DIS	1Q		F	11:00-11:50A	HAINES 350		17			0.0
			111-103-218	DIS	1R		F	12:00-12:50P	HAINES 350		17			0.0
8	ARCHAEOLOGY-INTRO	N	-----	LEC	1		MWF	11:00-11:50A	FOWLER A103B	SMITH, M.L.	153	04		5.0
			111-106-201	DIS	1A		T	12:00-12:50P	FOWLER A312		17			0.0
			111-106-202	DIS	1B		T	1:00- 1:50P	FOWLER A312		17			0.0
			111-106-203	DIS	1C		T	2:00- 2:50P	FOWLER A312		17			0.0
			111-106-204	DIS	1D		W	2:00- 2:50P	FOWLER A312		17			0.0
			111-106-205	DIS	1E		W	3:00- 3:50P	FOWLER A312		17			0.0
			111-106-206	DIS	1F		W	5:00- 5:50P	FOWLER A312		17			0.0
			111-106-207	DIS	1G		R	9:00- 9:50A	FOWLER A312		17			0.0
			111-106-208	DIS	1H		R	10:00-10:50A	FOWLER A312		17			0.0
			111-106-209	DIS	1I		R	11:00-11:50A	FOWLER A312		17			0.0
19	FIAT LUX FRSHMN SEM	N	111-057-201	SEM	1		T	12:00-12:50P	HAINES 310	BRANTINGHAM, P.J.	15	30	PN	1.0
														RESTRICT: FIRST-YEAR FRESHMAN
	Anthropology 19, seminar 1:													
33	CULTURE&COMMUNICATN	N	-----	LEC	1		MW	12:30- 1:45P	FOWLER A103B	WERTHEIM, S.	153	05		5.0
			111-160-201	DIS	1A		T	9:00- 9:50A	HAINES 314		17			0.0
			111-160-202	DIS	1B		T	10:00-10:50A	HAINES 314		17			0.0
			111-160-203	DIS	1C		T	11:00-11:50A	HAINES 314		17			0.0
			111-160-204	DIS	1D		T	12:00-12:50P	HAINES 314		17			0.0
			111-160-205	DIS	1E		W	2:00- 2:50P	HAINES 314		17			0.0
			111-160-206	DIS	1F		W	3:00- 3:50P	HAINES 314		17			0.0
			111-160-207	DIS	1G		F	10:00-10:50A	HAINES 310		17			0.0
			111-160-208	DIS	1H		F	11:00-11:50A	HAINES 310		17			0.0
			111-160-209	DIS	1I		F	12:00-12:50P	HAINES 310		17			0.0
89	HONORS SEMINARS	N	111-267-201	SEM	1		W	11:00-11:50A	HAINES 350	MANSON, J.H.	20	30		1.0
														RESTRICT: INSTRUCTOR CONSENT
113P	ARCHEOL OF NO AMER	N	111-429-200	LEC	1		MW	2:00- 3:15P	HAINES A25	SNEAD, J.E.	60	07		4.0
														RESTRICT: ANTHROPOLOGY MAJORS AND MINORS
117P	LAB TPCS-ARCHAEOLOGY	Y	111-423-200	LEC	1		MW	9:00-10:50A	FOWLER	HARROWER, M.J.	2	30		4.0
														RESTRICT: INSTRUCTOR CONSENT
118	TOPICS-ARCHAEOLOGY	N	111-399-200	LEC	1		TR	9:30-10:45A	PUB AFF 1256	SCHACHNER, G.T.	25	12		4.0
														RESTRICT: ANTHROPOLOGY MAJORS
119P	CITIES-PAST&PRESENT	Y	111-476-200	LEC	1		TR	2:00- 3:15P	HAINES A44	SMITH, M.L.	40	15	G	4.0
														RESTRICT: ANTHROPOLOGY MAJORS AND MINORS
124	EVOL&BIOL-HUM BEHAV	Y	111-485-200	LEC	1		MW	9:30-10:45A	FOWLER A139	SCENZA, B.A.	75	02		4.0
														RESTRICT: ANTHROPOLOGY MAJORS AND MINORS
126	TOPICS-BIO ANTHRO	N	111-497-200	LEC	1		R	2:00- 4:50P	HAINES 314	BOYD, R.	20	16		4.0
														RESTRICT: ANTHROPOLOGY MAJORS
128A	PRIM BEH NONHUM-HUM	N	111-508-200	LEC	1		TR	9:30-10:45A	FOWLER A139	SILK, J.B.	100	12		4.0
														RESTRICT: ANTHROPOLOGY MAJORS AND MINORS
136Q	LAB-NATRLSTC OBSERV	N	111-569-200	LEC	1		M	9:00-11:50A	HAINES 310	FISKE, A.P.	20	30		4.0
														RESTRICT: INSTRUCTOR CONSENT
137	TPC-CULTURAL ANTHRO	N	111-549-200	LEC	1		M	2:00- 4:50P	HAINES 310	ORTNER, S.B.	15	08		4.0
														RESTRICT: ANTHROPOLOGY MAJORS
	Anthropology 137, lecture 1:													
147	SEL TPC-LING ANTHRO	N	111-615-201	LEC	1		TBA			GOODWIN, M.H.	20	20		4.0
														RESTRICT: INSTRUCTOR CONSENT
M158Q	PAST SOCIETIES&FUTR	N	-----	LEC	1		M	1:00- 2:50P	BUNCHE A163	DIAMOND, J.M.	10	30		5.0
														SAME AS : GEOG M153, HNRS M152
														RESTRICT: INSTRUCTOR CONSENT
			111-686-201	DIS	1A		W	3:00- 4:50P	BUNCHE A170		5			0.0
			111-686-202	DIS	1B		R	3:00- 4:50P	BUNCHE A162		5			0.0
M159P	CONSTRUCTING RACE	N	111-691-200	LEC	1		W	9:00-11:50A	HAINES A44	PARK, K.	30	02		4.0
														SAME AS : AFRO-AM M159P, ASIA AM M169
														RESTRICT: ANTHROPOLOGY MAJORS AND MINORS
185A	THEORTCL BHVRL ECOL	N	111-816-200	LEC	1		TR	11:00-12:15P	ROLFE 3134	BOYD, R.	30	13	G	4.0
														RESTRICT: ANTHROPOLOGY MAJORS
191	VARIABLE TOPICS	N	111-877-201	SEM	1		W	12:00- 2:50P	HAINES 310	HAMMOND, P.B.	5	30		4.0
														RESTRICT: INSTRUCTOR CONSENT
			111-877-202	SEM	2		F	2:00- 4:50P	HAINES 350	KENNEDY, G.E.	20	30		4.0
														RESTRICT: ANTHROPOLOGY MAJORS
			111-877-203	SEM	3		TR	11:00-12:20P	ROLFE 3120	STUESSE, A.C.	13	30		4.0
														RESTRICT: ANTHROPOLOGY MAJORS
191HB	FIELD METHODS	N	111-879-201	SEM	1		T	1:00- 3:50P	HAINES 310	THROOP, C.J.	18	30	G	4.0
														RESTRICT: INSTRUCTOR CONSENT

CATALOG NUMBER	COURSE TITLE	ENF REQ IM	ID NUMBER	CLS TYP	SEC	FEE	DAYS	TIME	BUILDING/ ROOM	INSTRUCTOR	ENRL CAP	XC	CR TP	UNITS
193	JOURNAL CLUB SEM	N	111-857-201	SEM 1			M	12:00- 1:30P	HAINES 352	FESSLER, D.	5	30	PN	1.0
	Anthropology 193, seminar 1:													
			111-857-202	SEM 2			M	3:00- 5:50P	HAINES 352	HOLLAN, D.W.	5	30	PN	1.0
	Anthropology 193, seminar 2:													
M193P	JOURNAL CLUB SEM	N	111-859-201	SEM 1			F	1:30- 2:50P	POWELL 285	THE STAFF	5	30	PN	1.0
	Anthropology M193P:													
194	RESEARCH GROUP SEM	N	111-865-200	SEM 1			T	11:00-11:50A	HAINES 379	BARRETT, H.C.	5	30	PN	1.0
203C	SOCIOCULTURL ANTHRO	N	511-027-200	SEM 1			M	9:00-11:50A	HAINES 314	PARK, K.	15	30	G	4.0
M212S	LAB TOPICS-ARCHAEOL	N	511-051-200	LEC 1			MW	9:00-10:50A	FOWLER	HARROWER, M.J.	6	30		4.0
220	CURR PROB-BIOL ANTH	N	511-083-200	SEM 1			R	2:00- 4:50P	HAINES 350	SCELZA, B.A.	12	30		4.0
222	BIOL ANTHRO-REVIEW	Y	511-096-200	SEM 1			T	3:00- 5:50P	HAINES 350	BARRETT, H.C.	15	30	G	6.0
230P	PRACTICE THEORY	N	511-128-200	SEM 1			W	9:00-11:50A	HAINES 310	ORTNER, S.B.	10	30		4.0
M242	ETHNGRPHY-COMMUNCTN	N	511-169-200	LEC 1			T	9:00-11:50A	HAINES 310	WERTHEIM, S.	12	30		4.0
M264	LATIN AM TRAD MED	N	511-266-200	LEC 1			W	10:00-12:50P	PUB HLT 41235	TAUB, B.	8	30	G	4.0
271	CONTMP PROBS-AFRICA	N	511-368-200	SEM 1			T	1:00- 3:50P	HAINES 314	HALE, S.	20	30		4.0
282	RSCH DSGN-CULT ANTH	N	511-432-200	LEC 1			R	9:00-11:50A	HAINES 314	LEVINE, N.	12	30		4.0
M284	QUALTV RSCH MTHDLGY	N	511-441-200	DIS 1			TR	10:00-12:50P	PUB HLT	TAUB, B.	5	30	G	4.0
285P	ANTHRO&ARCHEOL THRY	N	511-450-200	SEM 1			M	1:00- 3:50P	FOWLER A222	BRANTINGHAM, P.J.	12	30		4.0
M293	CULTURE&BRAIN&DEVL	N	511-558-200	SEM 1			T	12:15- 1:50P	HAINES 352	BARRETT, H.C.	20	30	SU	1.0
294	HUM CMLPX SYS FORUM	N	511-566-200	SEM 1			F	1:30- 2:50P	POWELL 285	THE STAFF	12	30	SU	1.0
295	CULTR-INTERSUBJVTY	Y	511-570-200	SEM 1			R	1:00- 3:50P	HAINES 310	DURANTI, A.	8	30		4.0
297	SLCTD TOPICS-ANTHRO	N	511-521-201	SEM 1			M	12:00- 1:30P	HAINES 352	FESSLER, D.	15	30		2.0- 4.0
	Anthropology 297, seminar 1:													
			511-521-202	SEM 2			M	3:00- 4:50P	HAINES 352	HOLLAN, D.W.	15	30		2.0- 4.0
	Anthropology 297, seminar 2:													
			511-521-203	SEM 3			W	4:00- 5:50P	HAINES 332	WERTHEIM, S.	15	30		2.0- 4.0
	Anthropology 297, seminar 3:													
			511-521-204	SEM 4			R	4:00- 5:50P	HAINES 352	ORTNER, S.B.	15	30		2.0- 4.0
	Anthropology 297, seminar 4:													
			511-521-205	SEM 5			M	3:00- 5:50P	HAINES 350	BARRETT, H.C.	15	30		2.0- 4.0
	Anthropology 297, seminar 5:													
			511-521-207	SEM 7			M	1:30- 2:50P	HAINES 314	FISKE, A.P.	15	30		2.0- 4.0
	Anthropology 297, seminar 7:													
			511-521-208	SEM 8			T	9:00-11:50A	HAINES	ARNOLD, J.E.	10	30		2.0- 4.0
	Anthropology 297, seminar 8:													
			511-521-209	SEM 9			R	10:00-12:50P	HAINES 310	ALIM, H.S.	15	30		2.0- 4.0
	Anthropology 297, seminar 9:													
			511-521-210	SEM 10			TBA			GOODWIN, M.H.	8	30		2.0- 4.0
	Anthropology 297, seminar 10:													

APPLIED LINGUISTICS AND TEACHING ENGLISH AS A SECOND LANGUAGE

A per-unit Instructional Enhancement Fee is assessed on most L&S undergraduate nontutorial classes. See the Miscellaneous Fees chart at <http://www.registrar.ucla.edu/fees/> for fee amounts.

98T SOCIALITY&NEUROPATH N 113-296-200 SEM 1 MW 2:00- 3:50P ROLFE 2112 MIKESELL, L.M. 20 30 G 5.0

Applied Linguistics and Teaching English as a Second Language

A per-unit Instructional Enhancement Fee is assessed on most L&S undergraduate nontutorial classes. See the Miscellaneous Fees chart at <http://www.registrar.ucla.edu/fees/> for fee amounts. APPLIED LINGUISTICS AND TESL POLICY FOR ATTENDANCE AND LATE ENROLLMENT: The department will cancel your enrollment if you do not attend at least one of the first two class meetings.

19 FIAT LUX FRSHMN SEM N 112-057-200 SEM 1 T 2:00- 3:50P ROLFE 2118 SCHUMANN, J.H. 20 30 PN 1.0
Applied Linguistics and TESL 19, seminar 1:

30 LANG&SOCL INTERACTN N 112-091-200 LEC 1 M 9:00-11:50A ROLFE 2118 0 30 G 5.0
W 9:00-10:50A ROLFE 2118

102W NATURE OF LEARNING Y Y ----- LEC 1 TR 4:00- 5:50P ROYCE 160 SCHUMANN, J.H. 40 30 G 5.0
Y 112-313-201 DIS 1A F 12:00-12:50P ROLFE 2118 20 0.0
Y 112-313-202 DIS 1B F 10:00-10:50A ROLFE 2112 20 0.0

C111 WRTNG-SECND LANG ED Y 112-367-200 LEC 1 MW 2:00- 3:50P ROLFE 2118 LOWI, R. 13 30 4.0
C112 READNG-SCND LANG ED Y 112-373-200 LEC 1 TR 12:00- 1:50P ROLFE 2118 JENSEN, L. 13 30 4.0
C118B LANG TEACHNG PRCTCM Y 112-410-200 SEM 1 F 9:00-11:50A ROLFE 2118 GALVIN, M.E. 13 30 PN 4.0

M172SL LATINOS&LING&LITRCY N 112-737-200 SEM 1 W 11:00- 1:50P ROLFE 2118 PLANN, S.J. 8 30 5.0
SAME AS : CHICANO M170SL, HNRS M128SL, SPAN M172SL

CATALOG NUMBER	COURSE TITLE	ENF REQ IM	ID NUMBER	CLS TYP	SEC	FEE	DAYS	TIME	BUILDING/ ROOM	INSTRUCTOR	ENRL CAP	XC	CR TP	UNITS
M207	ETHNGRPHY-COMMUNCTN	N	512-042-200	LEC	1		T	9:00-11:50A	HAINES 310	WERTHEIM, S.	5	30		4.0
			SAME AS : ANTHRO M242 RESTRICT: GRADUATE STUDENTS											
C211	WRTNG-SECND LANG ED	N	512-067-200	LEC	1		MW	2:00- 3:50P	ROLFE 2118	LOWI, R.	12	30		4.0
C212	READNG-SCND LANG ED	N	512-073-200	LEC	1		TR	12:00- 1:50P	ROLFE 2118	JENSEN, L.	12	30		4.0
			RESTRICT: GRADUATE STUDENTS											
C218B	LANG TEACHNG PRCTCM	N	512-110-200	SEM	1		F	9:00-11:50A	ROLFE 2118	GALVIN, M.E.	12	30	SU	4.0
			RESTRICT: GRADUATE STUDENTS											
M266	SEMANTICS&PRAGMATCS	N	512-396-200	SEM	1		MW	4:00- 5:50P	ROLFE 2118	YOKOYAMA, O.T.	12	30	G	4.0
			SAME AS : ANTHRO M247 RESTRICT: GRADUATE STUDENTS											
269	CUR ISS-DISC ANALYS	N	512-414-200	SEM	1		MW	10:00-11:50A	ROLFE 2117	GOODWIN, C.	12	30	G	4.0
			RESTRICT: INSTRUCTOR CONSENT											
278	DISCOURSE LAB	Y	512-468-200	LAB	1		T	2:00- 3:50P	ROLFE 2117	GOODWIN, C.	12	30	SU	4.0
			RESTRICT: GRADUATE STUDENTS											
288	FUNCTNL GRAMMAR LAB	N	512-528-200	LAB	1		M	12:00- 1:50P	ROLFE 2118	YOKOYAMA, O.T.	12	30	SU	4.0
			RESTRICT: GRADUATE STUDENTS											
291	CURR ISS-APP LING	N	512-546-200	SEM	1		TR	8:00- 9:50A	HUMANTS A32		0	30		4.0
			RESTRICT: GRADUATE STUDENTS											
375	TCHNG APRNTC PRCTCM	N	512-590-201	SEM	1		UNSCHE			SCHUMANN, J.H.	12	30	SU	1.0- 4.0
			RESTRICT: GRADUATE STUDENTS											
400	AP&TESL COLLOQUIUM	N	512-600-200	LEC	1		F	12:00- 1:50P	ROLFE 2112	THOMPSON, K.D.	12	30	SU	4.0
			RESTRICT: GRADUATE STUDENTS											
495	TRAIN&SUPERVISN-TA	N	512-790-200	SEM	1		F	10:00-11:50A	ROLFE	THE STAFF	12	30	SU	2.0
			RESTRICT: GRADUATE STUDENTS											

English as a Second Language

A per-unit Instructional Enhancement Fee is assessed on most L&S undergraduate nontutorial classes. See the Miscellaneous Fees chart at <http://www.registrar.ucla.edu/fees/> for fee amounts. The English as a Second Language Placement Examination (ESLPE) will be given Wednesday, March 18, 2009, from 4 to 5 p.m. in location to be determined. See <http://www.appling.ucla.edu> for more information on the examination schedule. YOU ARE REQUIRED TO TAKE THE ENGLISH AS A SECOND LANGUAGE PLACEMENT EXAMINATION DURING YOUR FIRST QUARTER OF STUDY AT UCLA. FAILURE TO DO SO RESULTS IN A HOLD ON FUTURE ENROLLMENT AND CAMPUS SERVICES. ENGLISH AS A SECOND LANGUAGE POLICY FOR ATTENDANCE AND LATE ENROLLMENT: The department will cancel your enrollment if you do not attend at least one of the first two class meetings.

33C	ADV ENGL-ACADEMIC	Y	197-093-200	LEC	1		MW	10:00-11:50A	ROLFE 2112	JENSEN, L.	20	26		4.0
							F	11:00-11:50A	ROLFE 2112					
33G	ADV ENGL-ACADEMIC	Y	197-085-200	LEC	1		MW	4:00- 6:15P	ROLFE 2112	JENSEN, L.	20	30		4.0
			RESTRICT: GRADUATE STUDENTS											
			197-085-201	LEC	2		TR	2:00- 4:15P	ROLFE 2112	JENSEN, L.	20	30		4.0
			RESTRICT: GRADUATE STUDENTS											
35	UNIVERSITY WRITING	Y	197-106-200	LEC	1		TR	10:00-11:50A	ROLFE 2112	GALVIN, M.E.	20	30	G	5.0
			RESTRICT: UNDERGRADUATE STUDENTS ONLY											
38A	STRESS&INTONATION	N	197-119-200	LEC	1		MW	12:00- 1:50P	ROLFE 2112	GOODWIN, J.	20	30		4.0
38B	PRONUNCIATION	Y	197-120-200	LEC	1		TR	12:00- 1:50P	ROLFE 2112	THE STAFF	20	30		4.0

ARCHAEOLOGY

A per-unit Instructional Enhancement Fee is assessed on most L&S undergraduate nontutorial classes. See the Miscellaneous Fees chart at <http://www.registrar.ucla.edu/fees/> for fee amounts.

M201C	ARCH RESEARCH DESGN	Y	515-033-200	SEM	1		W	2:00- 4:50P	FOWLER A222	WENDRICH, W.Z.	10	30		4.0
			SAME AS : AN N EA M201 RESTRICT: ARCHAEOLOGY MAJORS											
M205A	LAB TOPICS-ARCHAEOL	N	515-052-200	LEC	1		MW	9:00-10:50A	FOWLER	HARROWER, M.J.	12	30		4.0
			SAME AS : ANTHRO M212S RESTRICT: ARCHAEOLOGY MAJORS											

ARCHITECTURE AND URBAN DESIGN

10B	HIST-ARCH&URBN DSGN	N	-----	LEC	1		TR	11:00-12:15P	PERLOFF 1102		144	13		5.0
			114-031-201	DIS	1A		TBA		PERLOFF		18			0.0
			114-031-202	DIS	1B		TBA		PERLOFF		18			0.0
			114-031-203	DIS	1C		TBA		PERLOFF		18			0.0
			114-031-204	DIS	1D		TBA		PERLOFF		18			0.0
			114-031-205	DIS	1E		TBA		PERLOFF		18			0.0
			114-031-206	DIS	1F		TBA		PERLOFF		18			0.0
			114-031-207	DIS	1G		TBA		PERLOFF		18			0.0
			114-031-208	DIS	1H		TBA		PERLOFF		18			0.0
143	TECH III-DIGTL TECH	N	114-548-201	LAB	1		TBA		PERLOFF	HULJICH, G.	30	30	G	5.0
			RESTRICT: ARCHITECTURAL STUDIES MAJORS											
M272	RL ESTATE DEV&FINNC	Y	514-480-200	LEC	1		T	9:00-11:50A	PUB AFF 4320B	LIGGETT, R.S.	12	30		4.0
							R	9:00-11:50A	PUB AFF					
			SAME AS : URBN PL M272 RESTRICT: ARCHITECTURE MAJORS											
286	ROMAN ARCHITECTURE	N	514-544-200	LEC	1		TBA		PERLOFF	FAVRO, D.G.	25	30		4.0
289	SPL TPS-ARCH&URB DS	N	514-556-201	LEC	1		TBA		PERLOFF	RAND, G.	25	30		2.0- 4.0
			514-556-202	LEC	2		TBA		PERLOFF	ROBERGE, H.L.	20	30		2.0- 4.0
			RESTRICT: INSTRUCTOR CONSENT											
			514-556-203	LEC	3		TBA		PERLOFF	WEINSTEIN, R.S.	20	30		2.0- 4.0
			RESTRICT: ARCHITECTURE MAJORS											
290	ARCHITECTRL CULTURE	N	514-563-200	LEC	1		TBA		PERLOFF	CUFF, D.	15	30	G	5.0
			RESTRICT: ARCHITECTURE MAJORS											
375	TCHNG APRNTC PRCTCM	N	514-600-201	SEM	1		UNSCHE			THE STAFF	2	30	SU	1.0- 4.0
401	ADV TOPICS-STUDIO	N	514-603-201	STU	1		MWF	2:00- 5:50P	PERLOFF 1209B	ERDMAN, D.C.	14	30	G	6.0
			RESTRICT: ARCHITECTURE MAJORS											
			514-603-202	STU	2		MWF	2:00- 5:50P	PERLOFF	LEE, M.W.	14	30	G	6.0
			RESTRICT: ARCHITECTURE MAJORS											
			514-603-203	STU	3		MWF	2:00- 5:50P	PERLOFF 1243B	REFUERZO, B.J.	14	30	G	6.0
			RESTRICT: ARCHITECTURE MAJORS											
403C	RESEARCH STUDIO	N	514-608-201	STU	1		MWF	2:00- 5:50P	PERLOFF	DENARI, N.M.	15	30	T3	6.0
			RESTRICT: ARCHITECTURE MAJORS											
			514-608-202	STU	2		MWF	2:00- 5:50P	PERLOFF	LYNN, G.S.	15	30	T3	6.0
			RESTRICT: ARCHITECTURE MAJORS											
			514-608-203	STU	3		MWF	2:00- 5:50P	PERLOFF	RICHTER, D.E.	20	30	T3	6.0
			RESTRICT: ARCHITECTURE MAJORS											
			514-608-204	STU	4		MWF	2:00- 5:50P	PERLOFF		15	30	T3	6.0
			RESTRICT: ARCHITECTURE MAJORS											
413	BLDG DSN-LNDSCP STU	N	514-632-200	STU	1		MWF	2:00- 5:50P	PERLOFF	SHERMAN, R.	53	30	G	6.0
			RESTRICT: ARCHITECTURE MAJORS											

CATALOG NUMBER	COURSE TITLE	ENF REQ IM	ID NUMBER	CLS TYP	SEC	FEE	DAYS	TIME	BUILDING/ ROOM	INSTRUCTOR	ENRL CAP	XC	CR TP	UNITS
433	STRUCTURES III	N	514-679-200	LEC	1		TBA		PERLOFF	PAULL, M.	65	30		4.0
				RESTRICT: ARCHITECTURE MAJORS										
437	BUILDING CONSTRUCTN	N	514-688-200	LAB	1		TBA		PERLOFF	MACK, M.	50	30	G	4.0
				RESTRICT: ARCHITECTURE MAJORS										
442	BUILDNG CLIMATOLOGY	N	514-698-200	LEC	1		TBA		PERLOFF	LOCKE, A.	50	30		4.0
				RESTRICT: ARCHITECTURE MAJORS										

ART

For undergraduate studio courses, attendance at the first two class meetings is MANDATORY. Failure to attend the first two class meetings results in your being dropped from the course.

1B	SCULPTURE	N	119-002-200	STU	1		MW	1:00- 4:50P	BROAD 1256	DODGE, H.	17	30		4.0
				RESTRICT: ART MAJORS										
11A	PAINTING	N	119-016-200	STU	1		MW	8:00-11:50A	BROAD 7250	HERRERA, G.	17	30		4.0
				RESTRICT: ART MAJORS										
11B	PHOTOGRAPHY	N	119-017-200	STU	1		TR	1:00- 4:50P	BROAD 1145	THE STAFF	17	30		4.0
				RESTRICT: ART MAJORS										
11D	NEW GENRES	N	119-019-200	STU	1		MW	8:00-11:50A	BROAD 2122	VOGT, E.	17	30		4.0
				RESTRICT: ART MAJORS										
11E	CERAMICS	N	119-020-200	STU	1		TR	1:00- 4:50P	BROAD 1275	MILLER, B.R.	17	30	G	4.0
				RESTRICT: ART MAJORS										
31C	MODERNISM	Y	-----	LEC	1		F	9:00-11:50A	PUB AFF 1222	TUMLIR, J.A.	90	03	G	5.0
				DIS	1A		F	12:00-12:50P	ROLFE 3126		30			0.0
				DIS	1B		W	5:00- 5:50P	ROLFE 3135	TSANG, I.E.	30			0.0
				DIS	1C		F	12:00-12:50P	ROYCE 156		30			0.0
130	ADVANCED DRAWING	Y	119-624-200	STU	1		TR	8:00-11:50A	BROAD 7230	BOSHIER, D.W.	15	30	G	5.0
				RESTRICT: ART MAJORS & JUNIORS AND ABOVE										
133	ADVANCED PAINTING	Y	119-634-200	STU	1		MW	1:00- 4:50P	BROAD 6250	PITTMAN, L.G.	15	30	G	5.0
				RESTRICT: ART MAJORS & JUNIORS AND ABOVE										
				STU	2		TR	1:00- 4:50P	BROAD 6220	THE STAFF	15	30	G	5.0
				RESTRICT: ART MAJORS & JUNIORS AND ABOVE										
137	ADVANCED NEW GENRES	Y	119-641-200	STU	1		TR	1:00- 4:50P	BROAD 2135	FRASER, A.	15	30	G	5.0
				RESTRICT: ART MAJORS & JUNIORS AND ABOVE										
140	ADVANCED PRINTMAKNG	Y	119-649-200	STU	1		MW	8:00-11:50A	BROAD 6260	SAMUEL, J.M.	12	30	G	5.0
				RESTRICT: ART MAJORS & JUNIORS AND ABOVE										
145	ADVANCED SCULPTURE	Y	119-654-200	STU	1		MW	8:00-11:50A	BROAD 1256	MACDONALD, E.A.	15	30	G	5.0
				RESTRICT: ART MAJORS & JUNIORS AND ABOVE										
				STU	2		TR	1:00- 4:50P	BROAD 1256	PERLMAN, D.H.	15	30	G	5.0
				RESTRICT: ART MAJORS & JUNIORS AND ABOVE										
147	ADVANCED PHOTOGRPHY	Y	119-657-200	STU	1		MW	1:00- 4:50P	BROAD 1145	OPIE, C.S.	15	30	G	5.0
				RESTRICT: ART MAJORS & JUNIORS AND ABOVE										
148	ADVANCED CERAMICS	Y	119-650-200	STU	1		TR	8:00-11:50A	BROAD 1275	MILLER, B.R.	15	30	G	5.0
				RESTRICT: ART MAJORS & JUNIORS AND ABOVE										
				STU	2		MW	1:00- 4:50P	BROAD 1275	SAXE, A.A.	15	30	G	5.0
				RESTRICT: ART MAJORS & JUNIORS AND ABOVE										
150	SENIOR STUDIO	N	119-665-200	STU	1		MW	1:00- 4:50P	BROAD 2122	BOLANDE, J.	13	30	G	5.0
				RESTRICT: ART MAJORS & SENIORS ONLY										
				STU	2		TR	8:00-11:50A	BROAD 1145	WELLING, J.	10	30	G	5.0
				RESTRICT: ART MAJORS & SENIORS ONLY										
170	SPECL TOPICS-STUDIO	N	119-790-200	STU	1		F	2:00- 4:50P	BROAD 1145	FERGUSON, R.	14	30		2.0-4.0
				RESTRICT: ART MAJORS & JUNIORS AND ABOVE										
C180	SEMINAR IN ART	N	119-821-200	SEM	1		W	5:00- 7:50P	BROAD	KELLY, M.	10	30	G	4.0
				RESTRICT: INSTRUCTOR CONSENT										
190	COLLOQUIA	N	119-847-200	SEM	1		TBA		BROAD	BOLANDE, J.	10	30	PN	1.0
				RESTRICT: DEPARTMENT CONSENT										
271	GRADUATE PAINTING	N	519-366-200	STU	1		VAR		OFF CAM	SUGGS, D.D.	10	30	G	2.0-8.0
				RESTRICT: INSTRUCTOR CONSENT										
				STU	2		VAR		OFF CAM	WICKMAN, PA.	10	30	G	2.0-8.0
				RESTRICT: INSTRUCTOR CONSENT										
				STU	3		VAR		OFF CAM	PITTMAN, L.G.	10	30	G	2.0-8.0
				RESTRICT: INSTRUCTOR CONSENT										
				STU	4		VAR		OFF CAM	THE STAFF	10	30	G	2.0-8.0
				RESTRICT: INSTRUCTOR CONSENT										
273	GRADUATE SCULPTURE	N	519-375-200	STU	1		VAR		OFF CAM	RAY, C.R.	10	30	G	2.0-8.0
				RESTRICT: INSTRUCTOR CONSENT										
				STU	2		VAR		OFF CAM	PERLMAN, D.H.	10	30	G	2.0-8.0
				RESTRICT: INSTRUCTOR CONSENT										
274	GRAD PHOTOGRAPHY	N	519-381-200	STU	1		VAR		OFF CAM	OPIE, C.S.	10	30	G	2.0-8.0
				RESTRICT: INSTRUCTOR CONSENT										
				STU	2		VAR		OFF CAM	WELLING, J.	10	30	G	2.0-8.0
				RESTRICT: INSTRUCTOR CONSENT										
275	GRADUATE NEW GENRES	N	519-386-201	STU	1		VAR		OFF CAM	FRASER, A.	10	30	G	2.0-8.0
				RESTRICT: INSTRUCTOR CONSENT										
				STU	2		VAR		OFF CAM	BOLANDE, J.	10	30	G	2.0-8.0
				RESTRICT: INSTRUCTOR CONSENT										
276	GRAD GROUP CRITIQUE	N	519-390-200	DIS	1		T	6:00- 8:50P	OFF CAM	KRUGER, B.	10	30	G	4.0
				RESTRICT: INSTRUCTOR CONSENT										
277	GRADUATE CERAMICS	N	519-395-200	STU	1		VAR		OFF CAM	SAXE, A.A.	10	30	G	2.0-8.0
				RESTRICT: INSTRUCTOR CONSENT										
278	INTRDSCPLNRY STUDIO	N	519-400-201	STU	1		VAR		OFF CAM	KELLY, M.	10	30		2.0-8.0
				RESTRICT: INSTRUCTOR CONSENT										
C280	SEMINAR IN ART	N	519-411-200	SEM	1		W	5:00- 7:50P	BROAD 1145	KELLY, M.	10	30	G	4.0
				RESTRICT: INSTRUCTOR CONSENT										

ART HISTORY

A per-unit Instructional Enhancement Fee is assessed on most L&S undergraduate nontutorial classes. See the Miscellaneous Fees chart at <http://www.registrar.ucla.edu/fees/> for fee amounts.

54	MODERN ART	N	-----	LEC	1		TR	9:30-10:45A	DODD 147	THE STAFF	315	12		5.0
				DIS	1A		T	11:00-11:50A	DODD 52		15			0.0
				DIS	1B		T	12:00-12:50P	DODD 52		15			0.0
				DIS	1C		T	1:00- 1:50P	DODD 52		15			0.0
				DIS	1D		W	8:00- 8:50A	DODD 275		15			0.0
				DIS	1E		W	9:00- 9:50A	DODD 275		15			0.0
				DIS	1F		W	10:00-10:50A	DODD 275		15			0.0

CATALOG NUMBER	COURSE TITLE	ENF REQ IM	ID NUMBER	CLS TYP	SEC	FEE	DAYS	TIME	BUILDING/ ROOM	INSTRUCTOR	ENRL CAP	XC	CR TP	UNITS	
			118-270-207	DIS	1G		W	11:00-11:50A	DODD 275		15			0.0	
			118-270-208	DIS	1H		W	12:00-12:50P	DODD 275		15			0.0	
			118-270-209	DIS	1I		W	1:00-1:50P	DODD 275		15			0.0	
			118-270-210	DIS	1J		W	2:00-2:50P	DODD 52		15			0.0	
			118-270-211	DIS	1K		R	12:00-12:50P	DODD 52		15			0.0	
			118-270-212	DIS	1L		R	1:00-1:50P	DODD 52		15			0.0	
			118-270-213	DIS	1M		R	2:00-2:50P	DODD 52		15			0.0	
			118-270-214	DIS	1N		R	3:00-3:50P	DODD 52		15			0.0	
			118-270-215	DIS	1O		R	4:00-4:50P	DODD 52		15			0.0	
			118-270-216	DIS	1P		F	8:00-8:50A	DODD 52		15			0.0	
			118-270-217	DIS	1Q		F	9:00-9:50A	DODD 52		15			0.0	
			118-270-218	DIS	1R		F	10:00-10:50A	DODD 52		15			0.0	
			118-270-219	DIS	1S		F	11:00-11:50A	DODD 52		15			0.0	
			118-270-220	DIS	1T		F	12:00-12:50P	DODD 52		15			0.0	
			118-270-221	DIS	1U		F	1:00-1:50P	DODD 52		15			0.0	
56B	CHINESE ART	N	-----	LEC	1		TR	2:00-3:15P	DODD 147	LEE, H.	270	15		5.0	
			118-283-201	DIS	1A		W	8:00-8:50A	DODD 52		15			0.0	
			118-283-202	DIS	1B		W	9:00-9:50A	DODD 52		15			0.0	
			118-283-203	DIS	1C		W	10:00-10:50A	DODD 52		15			0.0	
			118-283-204	DIS	1D		W	11:00-11:50A	DODD 52		15			0.0	
			118-283-205	DIS	1E		W	3:00-3:50P	DODD 52		15			0.0	
			118-283-206	DIS	1F		W	4:00-4:50P	DODD 52		15			0.0	
			118-283-207	DIS	1G		R	8:00-8:50A	DODD 52		15			0.0	
			118-283-208	DIS	1H		R	9:00-9:50A	DODD 52		15			0.0	
			118-283-209	DIS	1I		R	10:00-10:50A	DODD 52		15			0.0	
			118-283-210	DIS	1J		R	11:00-11:50A	DODD 52		15			0.0	
			118-283-211	DIS	1K		R	12:00-12:50P	DODD 221A		15			0.0	
			118-283-212	DIS	1L		R	1:00-1:50P	DODD 221A		15			0.0	
			118-283-213	DIS	1M		R	2:00-2:50P	DODD 275		15			0.0	
			118-283-214	DIS	1N		R	3:00-3:50P	DODD 275		15			0.0	
			118-283-215	DIS	1O		R	4:00-4:50P	DODD 275		15			0.0	
			118-283-216	DIS	1P		F	10:00-10:50A	DODD 275		15			0.0	
			118-283-217	DIS	1Q		F	2:00-2:50P	DODD 52		15			0.0	
			118-283-218	DIS	1R		F	3:00-3:50P	DODD 52		15			0.0	
89	HONORS SEMINARS	N	118-267-200	SEM	1		T	4:00-4:50P	DODD 221A	LEE, H.	20	30		1.0	
				RESTRICT: INSTRUCTOR CONSENT											
	Art History 89, seminar 1:														
100	ART HIST THRY&MTHDS	N	118-300-200	SEM	1		M	3:00-4:50P	DODD 275	UPTON, D.	20	30	G	4.0	
M101A	EGYPTIAN ART&ARCHEO	N	118-505-200	LEC	1		T	11:00-12:50P	GEOLOGY 4660		10	13		4.0	
							R	11:00-12:50P	GEOLOGY 4645						
			SAME AS : AN N EA M101A												
C103D	PRESERVATION OF ART	N	118-320-200	LEC	1		T	12:00-1:50P	FOWLER A103B	SCOTT, D.A.	80	15		4.0	
C104C	PROBLMS-ISLAMIC ART	N	118-522-200	SEM	1		F	11:00-1:50P	DODD 275	EL SANDOUBY, A.	20	07		4.0	
109B	BAROQUE ART	Y	118-539-200	LEC	1		TR	9:30-10:45A	DODD 275	KUNZLE, D.M.	25	12		4.0	
CM112D	AFRICAN AMERICN ART	N	118-551-200	LEC	1		MW	2:00-3:50P	DODD 161	VONBLUM, P.	60	30		4.0	
			SAME AS : AFRO-AM CM112D												
C117C	PRE-CLMBN ART-ANDES	Y	118-585-200	LEC	1		TR	12:30-1:45P	DODD 161	KLEIN, C.F.	35	30		4.0	
127	UNDERGRAD SEMINAR	N	118-635-201	SEM	1		W	3:00-4:50P	DODD 221A	JUNGMANN, B.	15	30		4.0	
			RESTRICT: INSTRUCTOR CONSENT												
	Art History 127, seminar 1:														
	MEDIEVAL ART	N	118-635-202	SEM	2		F	11:00-12:50P	DODD 221A	GERSTEL, S.E.	10	30		4.0	
			RESTRICT: INSTRUCTOR CONSENT												
	Art History 127, seminar 2: Medieval Art														
	UNDERGRAD SEMINAR	N	118-635-203	SEM	3		T	3:00-4:50P	DODD 275	KLEIN, C.F.	15	30		4.0	
			RESTRICT: INSTRUCTOR CONSENT												
	Art History 127, seminar 3:														
C140A	HIST-KOREAN PAINTNG	Y	118-690-200	LEC	1		MW	11:00-12:45P	DODD 146	JUNGMANN, B.	35	30		4.0	
			RESTRICT: INSTRUCTOR CONSENT												
C150A	CNTMP ART 1940S-50S	Y	118-727-200	LEC	1		TR	11:00-12:15P	DODD 161	KWON, M.	75	30		4.0	
188SB	INDIV STD FOR USIE	Y	118-829-201	TUT	1		VAR			BAKER, G.T.	7	30	G	2.0	
			RESTRICT: PETITION OR CONTRACT REQUIRED												
CM212D	AFRICAN AMERICN ART	N	518-100-200	LEC	1		MW	2:00-3:50P	DODD 161	VONBLUM, P.	10	30		4.0	
			SAME AS : AFRO-AM CM212D												
C218C	PRE-CLMBN ART-ANDES	N	518-149-200	LEC	1		TR	12:30-1:45P	DODD 161	KLEIN, C.F.	5	30		4.0	
			RESTRICT: GRADUATE STUDENTS												
219B	PRE-COLUMBIAN ART	N	518-153-200	SEM	1		T	3:00-4:50P	DODD 275	KLEIN, C.F.	10	30		4.0	
			RESTRICT: GRADUATE STUDENTS												
225	MEDIEVAL ART	N	518-200-200	SEM	1		F	11:00-12:50P	DODD 221A	GERSTEL, S.E.	10	30		4.0	
			RESTRICT: GRADUATE STUDENTS												
M241B	SEM-MODERN EUROPEAN	N	518-329-200	SEM	1		M	2:00-5:30P	HAINES A28	BRENNER, R.P.	5	30	T2	4.0	
			SAME AS : HIST M230B												
			RESTRICT: GRADUATE STUDENTS												
C242A	HIST-KOREAN PAINTNG	N	518-336-200	LEC	1		MW	11:00-12:15P	DODD 146	JUNGMANN, B.	0	30		4.0	
							M	2:00-2:50P	DODD 247B						
C250A	CNTMP ART 1940S-50S	N	518-400-200	LEC	1		TR	11:00-12:15P	DODD 161	KWON, M.	10	30		4.0	
			RESTRICT: GRADUATE STUDENTS												
251	CONTEMPORARY ART	N	518-408-200	SEM	1		R	5:00-7:50P	DODD 221A	KWON, M.	12	30		4.0	
			RESTRICT: INSTRUCTOR CONSENT												
260B	CHINESE ART	N	518-482-200	LEC	1		W	3:00-5:30P	DODD 275	LEE, H.	10	30		4.0	
			RESTRICT: INSTRUCTOR CONSENT												
375	TCHNG APRNTC PRCTCM	N	518-960-201	SEM	1			UNSCHED		THE STAFF	7	30	SU	1.0-4.0	
			RESTRICT: ART HISTORY GRADUATE STUDENTS												
495	TEACHNG ART HISTORY	N	518-790-200	SEM	1			TBA			10	30	SU	1.0-4.0	
			RESTRICT: GRADUATE STUDENTS												
ARTS AND ARCHITECTURE															
192SL	UNDERGRAD PRACTICUM	Y	122-855-200	SEM	1		F	1:00-3:50P	BROAD 5240	SHIMSHON-SANTO, A.	20	30		2.0-4.0	
			RESTRICT: INSTRUCTOR CONSENT												

CATALOG NUMBER	COURSE TITLE	ENF REQ IM	ID NUMBER	CLS TYP	SEC	FEE	DAYS	TIME	BUILDING/ ROOM	INSTRUCTOR	ENRL CAP	XC	CR TP	UNITS
ASIAN AMERICAN STUDIES														
A per-unit Instructional Enhancement Fee is assessed on most L&S undergraduate nontutorial classes. See the Miscellaneous Fees chart at http://www.registrar.ucla.edu/fees/ for fee amounts.														
20	ASIA AM COMMUNITIES	N	-----	LEC 1			TR	9:30-10:45A	BUNCHE 1209B	BASCARA, V.	180	12		5.0
			121-060-201	DIS 1A			T	8:00-8:50A	HAINES 122		20			0.0
			121-060-202	DIS 1B			T	3:00-3:50P	ROYCE 160		20			0.0
			121-060-203	DIS 1C			T	4:00-4:50P	MS 5217		20			0.0
			121-060-204	DIS 1D			R	8:00-8:50A	BUNCHE A152		20			0.0
			121-060-205	DIS 1E			R	3:00-3:50P	MS 5233		20			0.0
			121-060-206	DIS 1F			R	4:00-4:50P	HAINES 110		20			0.0
			121-060-207	DIS 1G			F	8:00-8:50A	HAINES 110		20			0.0
			121-060-208	DIS 1H			F	9:00-9:50A	HAINES A20		20			0.0
			121-060-209	DIS 1I			F	11:00-11:50A	HAINES 122		20			0.0
M112B	ASIA AM LIT-1980 ON	Y	121-698-200	LEC 1			MW	12:00-1:50P	PUB AFF 2270	GREENBERG, L.M.	10	05		5.0
			SAME AS : ENGL M102B											
M114	ASIAN AM EDUCATION	N	121-396-200	SEM 1			M	1:00-4:50P	MOORE 3140	SHRAKE, E.K.	15	30	G	4.0
			SAME AS : EDUC M103											
122A	EMPR&RSSTNC-PCFC IS	N	121-432-200	LEC 1			TR	11:00-12:15P	HAINES A25	CAMACHO, K.L.	60	13		4.0
122B	GENDER&FILM-PACIFIC	Y	121-433-200	LEC 1			W	3:00-5:50P	PUB AFF 1222	CAMACHO, K.L.	60	09		4.0
133	PILPNO AMRCN EXPRNC	N	121-498-200	LEC 1			TR	12:30-1:45P	WGYOUNG 4216	BASCARA, V.	60	14		4.0
142C	COMMUNITY MEDIA	Y	121-554-200	LAB 1			M	2:00-4:50P	POWELL	NAKAMURA, R.A.	20	08		4.0
M169	CONSTRUCTING RACE	N	121-714-200	LEC 1			W	9:00-11:50A	HAINES A44	PARK, K.	15	02		4.0
			SAME AS : AFRO-AM M159P, ANTHRO M159P											
171A	US-CHINA RELATIONS	N	121-723-200	LEC 1			TR	9:30-10:45A	PUB AFF 2250	KAO, J.	60	12		4.0
171E	US-VIETNAM RELATNS	N	121-729-200	LEC 1			W	6:00-8:50P	DODD 167	PHAM, D.C.	60	23		4.0
M173	TOPCS-VIET CINE&LIT	N	121-740-200	LEC 1			T	3:30-6:20P	HAINES A44	NGUYEN-VO, T.	10	15		4.0
			SAME AS : VIETMSE M155											
187A	ETHNO FLD RSCH MTHD	N	121-734-200	LEC 1			TR	9:30-10:45A	ROLFE 3134	MIYAKE, L.R.	25	30		4.0
			RESTRICT: ASIAN AMERICAN STUDIES GRADUATES & JUNIORS AND ABOVE											
	Asian American 187A, lecture 1: Into Field: Introduction to Ethnographic Field Research Methods													
	RESEARCH METHODS	N	121-734-201	LEC 2			W	6:00-8:50P	HUMANTS A30	ONG, P.M.	15	30		4.0
			121-734-202	LEC 3			F	9:00-11:50A	HUMANTS A30	ONG, P.M.	15	30		4.0
187B	ASIAN AMERICANS-MED	N	121-735-200	LEC 1			TR	2:00-3:15P	BROAD 2100A	SHINOZUKA, J.	60	30		4.0
	Asian American 187B, lecture 1: Race and Asian Americans in History of Medicine													
	WORLD WAR II & 9/11	N	121-735-201	LEC 2			MW	12:00-1:50P	HAINES A25	SHIEKH, I.	60	30		4.0
	Asian American 187B, seminar 2: Wartime Emergencies of World War II and 9/11													
	ASIAN AM THEMES	N	121-735-202	LEC 3			TR	6:30-7:45P	KAUFMAN 101	NAKAOKA, S.	60	30		4.0
	Asian American 187B, seminar 3: Social Justice for Asian Americans/Pacific Islanders: Policies and Practices													
			121-735-203	LEC 4			TR	3:30-4:45P	BROAD 2100A	MANKEKAR, P.	60	30		4.0
	Asian American 187B, seminar 4:													
187C	HMONG IN THE U S	N	121-736-200	LEC 1			MW	10:00-11:50A	BROAD 2100A	BAYS, S.A.	60	30		4.0
	Asian American 187C, lecture 1: Hmong in Laos, Thailand, and U.S.: Culture, Kin, and Making a Living													
	SOUTH ASIANS IN U S	N	121-736-201	LEC 2			MW	3:00-4:50P	BROAD 2100A	SHIEKH, I.	60	30		4.0
	Asian American 187C, lecture 2: South Asians in U.S.													
187D	RACEÐ&GNDR&SKLTY	N	121-737-200	LEC 1			TR	12:30-1:45P	HAINES A25	BURNS, L.M.	60	30		4.0
191A	RESEARCH METHODS	N	121-802-200	SEM 1			TBA			KAGAWA SINGER, M.	15	30		4.0
			RESTRICT: INSTRUCTOR CONSENT											
200C	CRTCL ISSUS ASIA-AM	N	521-014-200	SEM 1			T	2:00-4:50P	HAINES A20	HIRABAYASHI, L.R.	15	30		4.0
			RESTRICT: ASIAN AMERICAN STUDIES GRADUATES											
200D	ASIA AM LIT&CULTURE	N	521-004-200	SEM 1			R	2:00-4:50P	ROLFE 3114	HONG, K.	15	30		4.0
			RESTRICT: ASIAN AMERICAN STUDIES GRADUATES											
375	TCHNG APRNTC PRCTCM	N	521-620-200	SEM 1			UNSCHE			BASCARA, V.	3	30	SU	1.0-4.0
			RESTRICT: ASIAN AMERICAN STUDIES GRADUATES											

ASIAN LANGUAGES AND CULTURES

Asian

A per-unit Instructional Enhancement Fee is assessed on most L&S undergraduate nontutorial classes. See the Miscellaneous Fees chart at <http://www.registrar.ucla.edu/fees/> for fee amounts. ENROLLMENT RESTRICTIONS: Upper division courses are limited to departmental majors during the priority and first enrollment passes. Departmental majors and minors, East Asian Studies majors, and Linguistics and Asian Languages and Cultures majors may enroll during the second pass. All other students may enroll two weeks after the second pass begins.

201	APPROACH-BUDHST STD	N	657-003-200	SEM 1			R	2:00-4:50P	BUNCHE 1265	SCHOPEN, G.R.	10	30		4.0
			RESTRICT: GRADUATE STUDENTS											
220B	CULTURAL STUDIES	N	657-101-200	SEM 1			TBA			CHI, R.Y.	15	30	T2	4.0
			RESTRICT: GRADUATE STUDENTS											
M251	LITERARY THEORY	N	657-256-200	SEM 1			W	2:00-4:50P	BUNCHE 2173		0	30		5.0
			SAME AS : COM LIT M294, ENGL M270, FRNCH M270, GERMAN M270, ITALIAN M270, SCAND M270, SPAN M294											

Chinese

A per-unit Instructional Enhancement Fee is assessed on most L&S undergraduate nontutorial classes. See the Miscellaneous Fees chart at <http://www.registrar.ucla.edu/fees/> for fee amounts. REQUIRED: SEE <http://www.alc.ucla.edu> FOR MANDATORY ENROLLMENT RULES, INCLUDING PLACEMENT TESTS, FOR ALL CHINESE COURSES. ENROLLMENT RESTRICTIONS: Intermediate language and upper division courses are limited to departmental majors during the priority and first enrollment passes. Departmental majors and minors, East Asian Studies majors, and Linguistics and Asian Languages and Cultures majors may enroll during the second pass. All other students may enroll two weeks after the second pass begins.

3	ELEM MODERN CHINESE	Y	-----	LEC 1			TR	10:00-10:50A	HUMANTS 135	CHIEF, L.	60	26		5.0
			259-009-201	DIS 1A			MWF	9:00-9:50A	BUNCHE 2156		20			0.0
			259-009-202	DIS 1B			MWF	10:00-10:50A	BUNCHE 2156		20			0.0
			259-009-203	DIS 1C			MWF	11:00-11:50A	BUNCHE 2156		20			0.0
			-----	LEC 2			TR	11:00-11:50A	FOWLER A139	CHIEF, L.	60	26		5.0
			259-009-211	DIS 2A			MWF	9:00-9:50A	HAINES 110		20			0.0
			259-009-212	DIS 2B			MWF	10:00-10:50A	HAINES 110		20			0.0
			259-009-213	DIS 2C			MWF	11:00-11:50A	HAINES 110		20			0.0
3A	ADV ELEM MOD CHINES	Y	259-010-211	DIS 1A			MWF	9:00-9:50A	ROLFE 3119		20			0.0
			259-010-212	DIS 1B			MWF	10:00-10:50A	ROLFE 3119		20			0.0
			259-010-213	DIS 1C			MWF	10:00-10:50A	ROLFE 3112		20			0.0
			259-010-214	DIS 1D			MWF	11:00-11:50A	ROLFE 3119		20			0.0
			259-010-215	DIS 1E			MWF	12:00-12:50P	ROLFE 3119		20			0.0
			259-010-201	LEC M1			TR	10:00-10:50A	BUNCHE 3157	SUN, X.	30	28		5.0
			259-010-202	LEC M2			TR	11:00-11:50A	BUNCHE 3157	SUN, X.	30	28		5.0
			259-010-203	LEC M3			TR	12:00-12:50P	BUNCHE 3157	SHEN, W.	40	28		5.0
6	INTRMED MOD CHINESE	Y	259-018-201	LEC 1			TR	12:30-1:45P	ROYCE 190	FU, M.M.	20	28		5.0
							MW	11:00-11:50A	BUNCHE A152					

CATALOG NUMBER	COURSE TITLE	ENF REQ IM	ID NUMBER	CLS TYP	SEC	FEE	DAYS	TIME	BUILDING/ ROOM	INSTRUCTOR	ENRL CAP	XC	CR TP	UNITS
			259-018-202	LEC	2		TR	12:30- 1:45P	ROYCE 190	FU, M.M.	20	28		5.0
							MW	12:00-12:50P	BUNCHE 2156					
			259-018-203	LEC	3		TR	12:30- 1:45P	ROYCE 190	FU, M.M.	20	28		5.0
							MW	1:00- 1:50P	BUNCHE 1221A					
6A	ADV INTRM MOD CHNSE	Y	259-019-201	LEC	1		TR	12:30- 1:45P	ROYCE 156	YAO, Y.	20	26		5.0
							MW	9:00- 9:50A	BUNCHE 3211					
			259-019-202	LEC	2		TR	12:30- 1:45P	ROYCE 156	YAO, Y.	20	26		5.0
							MW	10:00-10:50A	BUNCHE 3211					
			259-019-203	LEC	3		TR	12:30- 1:45P	ROYCE 148	YAO, Y.	20	26		5.0
							MW	11:00-11:50A	BUNCHE 3123					
			259-019-204	LEC	4		TR	12:30- 1:45P	HAINES 122	YAO, Y.	20	26		5.0
							MW	12:00-12:50P	ROYCE 148					
50	CHINESE CIVILIZATN	N	-----	LEC	1		MWF	11:00-11:50A	ROYCE 190	CHOU, H.H.	120	04		5.0
			259-150-201	DIS	1A		T	8:00- 8:50A	BUNCHE 2156		20			0.0
			259-150-202	DIS	1B		T	9:00- 9:50A	BUNCHE 2156		20			0.0
			259-150-203	DIS	1C		T	10:00-10:50A	BUNCHE 2156		20			0.0
			259-150-204	DIS	1D		R	8:00- 8:50A	BUNCHE 2156		20			0.0
			259-150-205	DIS	1E		R	9:00- 9:50A	BUNCHE 2156		20			0.0
			259-150-206	DIS	1F		R	10:00-10:50A	BUNCHE 2156		20			0.0
100C	ADVD MODERN CHINESE	Y	259-302-211	DIS	1A		TR	8:00- 8:50A	ROLFE 3120		20			0.0
				RESTRICT: ALL ASIAN LANGUAGES MAJORS										
			259-302-212	DIS	1B		TR	9:00- 9:50A	ROLFE 3120		20			0.0
				RESTRICT: ALL ASIAN LANGUAGES MAJORS										
			259-302-213	DIS	1C		TR	10:00-10:50A	ROLFE 3120		20			0.0
				RESTRICT: ALL ASIAN LANGUAGES MAJORS										
			259-302-214	DIS	1D		TR	1:00- 1:50P	ROLFE 3120		20			0.0
				RESTRICT: ALL ASIAN LANGUAGES MAJORS										
			259-302-201	LEC	M1		MW	11:00-11:50A	ROYCE 160	SHEN, Y.	40	26		4.0
				RESTRICT: ALL ASIAN LANGUAGES MAJORS										
			259-302-202	LEC	M2		MW	12:00-12:50P	ROYCE 160	SHEN, Y.	40	26		4.0
				RESTRICT: ALL ASIAN LANGUAGES MAJORS										
110C	INTR-CLASCL CHINESE	Y	-----	LEC	1		TR	11:00-12:15P	BROAD 2100A	SCHABERG, D.C.	60	13		4.0
				RESTRICT: ALL ASIAN LANGUAGES MAJORS										
			259-362-201	DIS	1A		F	10:00-10:50A	MOORE 1003		20			0.0
				RESTRICT: ALL ASIAN LANGUAGES MAJORS										
			259-362-202	DIS	1B		F	11:00-11:50A	ROLFE 3126		20			0.0
				RESTRICT: ALL ASIAN LANGUAGES MAJORS										
			259-362-203	DIS	1C		TBA			SCHABERG, D.C.	20			0.0
				RESTRICT: INSTRUCTOR CONSENT										
185	FOOD&LOVE-CHIN CLTR	N	259-810-200	LEC	1		MWF	9:00- 9:50A	DODD 170	CHOU, H.H.	60	02	G	4.0
				RESTRICT: ALL ASIAN LANGUAGES MAJORS										
186	ARCHAEOLOGY-CHINA	N	259-816-200	LEC	1		MWF	10:00-10:50A	PAB 2434		40	03	G	4.0
				RESTRICT: ALL ASIAN LANGUAGES MAJORS										
191A	CLASSICAL CHINA	N	259-847-200	SEM	1		TR	2:00- 3:15P	ROLFE 3120	SCHABERG, D.C.	15	15	G	4.0
211B	CLSC CHINESE POETRY	N	659-068-200	SEM	1		UNSCHE			CHEN, J.W.	10	30	T2	4.0
				RESTRICT: GRADUATE STUDENTS										
242B	CHINESE CLASSICS	N	659-254-200	SEM	1		M	1:00- 3:50P	ROLFE 3120	SCHABERG, D.C.	10	30	T2	4.0
				RESTRICT: GRADUATE STUDENTS										
295B	CHINESE CULTRL HIST	N	659-571-200	SEM	1		UNSCHE			CHOU, H.H.	10	30	T2	4.0
				RESTRICT: GRADUATE STUDENTS										

Filipino

A per-unit Instructional Enhancement Fee is assessed on most L&S undergraduate nontutorial classes. See the Miscellaneous Fees chart at <http://www.registrar.ucla.edu/fees/> for fee amounts. REQUIRED: SEE <http://www.alc.ucla.edu> FOR MANDATORY ENROLLMENT RULES, INCLUDING PLACEMENT TESTS, FOR ALL LANGUAGE COURSES.

3	INTRO FILIPINO	Y	376-009-200	LEC	1		TR	12:30- 1:45P	HAINES A28	DOMINGO, N.P.	20	30		5.0
							F	11:00-12:50P	HAINES A20					
			376-009-202	LEC	2		TR	2:00- 3:15P	ROYCE 166	DOMINGO, N.P.	20	15		5.0
							F	1:00- 2:50P	ROYCE 166					

Hindi-Urdu

A per-unit Instructional Enhancement Fee is assessed on most L&S undergraduate nontutorial classes. See the Miscellaneous Fees chart at <http://www.registrar.ucla.edu/fees/> for fee amounts. REQUIRED: SEE <http://www.alc.ucla.edu> FOR MANDATORY ENROLLMENT RULES, INCLUDING PLACEMENT TESTS, FOR ALL LANGUAGE COURSES.

3	INTRO HINDI-URDU	Y	-----	LEC	1		TR	11:00-12:15P	DODD 146	MAHAJAN, G.	80	13		5.0
			377-009-201	DIS	1A		F	10:00-11:50A	HUMANTS A40		20			0.0
			377-009-202	DIS	1B		F	11:00-12:50P	ROYCE 160		20			0.0
			377-009-203	DIS	1C		F	12:00- 1:50P	BUNCHE 3117		20			0.0
			377-009-204	DIS	1D		F	1:00- 2:50P	ROYCE 160		20			0.0
6	INTERMED HINDI-URDU	Y	-----	LEC	1		TR	9:30-10:45A	ROYCE 150	MAHAJAN, G.	25	12		5.0
			377-018-201	DIS	1A		F	9:00-10:50A	ROYCE 154	MAHAJAN, G.	25			0.0

Indonesian

A per-unit Instructional Enhancement Fee is assessed on most L&S undergraduate nontutorial classes. See the Miscellaneous Fees chart at <http://www.registrar.ucla.edu/fees/> for fee amounts. REQUIRED: SEE <http://www.alc.ucla.edu> FOR MANDATORY ENROLLMENT RULES, INCLUDING PLACEMENT TESTS, FOR ALL LANGUAGE COURSES.

3	INTRO INDONESIAN	Y	378-009-200	LEC	1		TR	2:00- 3:15P	HAINES A76	WIJAYA, J.	20	30		5.0
							F	12:00- 1:50P	ROYCE 148					
100C	ADVANCED INDONESIAN	Y	378-302-200	LEC	1		TR	9:30-10:45A	ROLFE 3123	WIJAYA, J.	10	30		4.0

Japanese

A per-unit Instructional Enhancement Fee is assessed on most L&S undergraduate nontutorial classes. See the Miscellaneous Fees chart at <http://www.registrar.ucla.edu/fees/> for fee amounts. REQUIRED: SEE <http://www.alc.ucla.edu> FOR MANDATORY ENROLLMENT RULES, INCLUDING PLACEMENT TESTS, FOR ALL JAPANESE COURSES. ENROLLMENT RESTRICTIONS: Intermediate language and upper division courses are limited to departmental majors during the priority and first enrollment passes. Departmental majors and minors, East Asian Studies majors, and Linguistics and Asian Languages and Cultures majors may enroll during the second pass. All other students may enroll two weeks after the second pass begins.

3	ELEM MOD JAPANESE	Y	-----	LEC	1		TR	10:00-10:50A	HAINES A25	TAKAKURA, A.H.	60	13		5.0
			261-009-211	DIS	1A		MWF	9:00- 9:50A	ROYCE 166		20			0.0
			261-009-212	DIS	1B		MWF	10:00-10:50A	ROYCE 166		20			0.0
			261-009-213	DIS	1C		MWF	11:00-11:50A	ROYCE 166		20			0.0
			-----	LEC	2		TR	11:00-11:50A	GEOLOGY 3656	TAKAKURA, A.H.	60	13		5.0
			261-009-221	DIS	2A		MWF	9:00- 9:50A	ROLFE 3120		20			0.0
			261-009-222	DIS	2B		MWF	10:00-10:50A	HAINES A78		20			0.0
			261-009-223	DIS	2C		MWF	11:00-11:50A	HAINES A25		20			0.0

74 / ASIAN LANGUAGES AND CULTURES

Spring 2009

CATALOG NUMBER	COURSE TITLE	ENF REQ IM	ID NUMBER	CLS TYP	SEC	FEE	DAYS	TIME	BUILDING/ ROOM	INSTRUCTOR	ENRL CAP	XC	CR TP	UNITS
6	INTRMD MOD JAPANESE	Y	261-018-201	LEC	1		TR	12:30- 1:45P	ROYCE 166	TAKAKURA, A.H.	17	30		5.0
			261-018-202	LEC	2		MW	10:00-10:50A	HAINES A20					
			261-018-203	LEC	3		TR	11:00-12:15P	ROYCE 162	NOGAMI, Y.	17	30		5.0
			261-018-204	LEC	4		MW	11:00-11:50A	GEOLOGY 4660					
							TR	11:00-12:15P	ROYCE 162	NOGAMI, Y.	17	30		5.0
							MW	1:00- 1:50P	BUNCHE 2156					
							TR	11:00-12:15P	ROYCE 162	NOGAMI, Y.	17	30		5.0
							MW	2:00- 2:50P	BUNCHE 2156					
100C	ADV MODERN JAPANESE	Y	261-302-200	LEC	1		TR	11:00-12:15P	ROYCE 154	KAWANISHI, Y.	17	30		4.0
							MW	11:00-11:50A	PUB AFF 2292					
			RESTRICT: ASIAN HUMANITIES MAJORS & JAPANESE MAJORS											
			261-302-201	LEC	2		TR	12:30- 1:45P	BROAD 2100A	IKEDA, E.	17	30		4.0
							MW	12:00-12:50P	PUB AFF 2292					
			RESTRICT: ASIAN HUMANITIES MAJORS & JAPANESE MAJORS											
			261-302-202	LEC	3		TR	12:30- 1:45P	BROAD 2100A	IKEDA, E.	17	30		4.0
							MW	1:00- 1:50P	HAINES A20					
			RESTRICT: ASIAN HUMANITIES MAJORS & JAPANESE MAJORS											
101B	ADV RDNGS-MDRN JPNS	Y	261-307-200	LEC	1		TBA			IKEDA, E.	15	20	G	4.0
102A	ADV READING&WRITING	N	261-313-200	LEC	1		TR	12:30- 1:45P	ROLFE 3119	KAWANISHI, Y.	15	14		4.0
			RESTRICT: INSTRUCTOR CONSENT											
CM123	STRUCTURE-JAPANESE	N	261-439-200	LEC	1		MW	12:30- 1:45P	PUB AFF 1222	KAWANISHI, Y.	25	05	G	4.0
			SAME AS: LING M176B											
C149	KAMBUN&OTHR LIT STL	Y	261-594-200	LEC	1		TR	11:00-12:15P	ROYCE 150	DUTHIE, T.	25	13	G	4.0
			RESTRICT: ALL ASIAN LANGUAGES MAJORS											
154	POSTWAR CULTURE&LIT	Y	261-624-200	LEC	1		M	8:00-10:15A	GEOLOGY 3656	LIPPIT, S.M.	40	01		4.0
							W	8:00- 9:50A	GEOLOGY 3656					
			RESTRICT: JAPANESE MAJORS											
235A	MDRN JAPANESE FICTN	N	661-210-200	SEM	1		F	1:00- 3:50P	ROLFE 3114	LIPPIT, S.M.	10	07	T1	4.0
			RESTRICT: GRADUATE STUDENTS											
241A	JAPANESE CLASSICS	N	661-246-200	SEM	1		T	2:00- 4:50P	HAINES 110	DUTHIE, T.	10	15	T1	4.0
			RESTRICT: GRADUATE STUDENTS											
243	PREMOD JAPANESE TXT	Y	661-257-200	SEM	1		TBA			BODIFORD, W.M.	5	30	SU	2.0
			RESTRICT: GRADUATE STUDENTS											
C249	KAMBUN&OTHR LIT STL	Y	661-290-200	LEC	1		TR	11:00-12:15P	ROYCE 150	DUTHIE, T.	10	13	G	4.0
			RESTRICT: GRADUATE STUDENTS											

Korean

A per-unit Instructional Enhancement Fee is assessed on most L&S undergraduate nontutorial classes. See the Miscellaneous Fees chart at <http://www.registrar.ucla.edu/fees/> for fee amounts. REQUIRED: SEE <http://www.alc.ucla.edu> FOR MANDATORY ENROLLMENT RULES, INCLUDING PLACEMENT TESTS, FOR ALL KOREAN COURSES. ENROLLMENT RESTRICTIONS: Upper division courses are limited to departmental majors during the priority and first enrollment passes. Departmental majors and minors, East Asian Studies majors, and Linguistics and Asian Languages and Cultures majors may enroll during the second pass. All other students may enroll two weeks after the second pass begins.

3	ELEM MODERN KOREAN	Y	-----	LEC	1		TR	10:00-10:50A	DODD 146	IM, J.E.	40	09		5.0
			267-009-201	DIS	1A		MWF	10:00-10:50A	MS 5203		20			0.0
			267-009-202	DIS	1B		MWF	11:00-11:50A	ROLFE 3112		20			0.0
3A	ELEM KORN-KORN SPKR	Y	267-011-211	DIS	1A		MWF	10:00-10:50A	ROLFE 3120		20			0.0
			267-011-212	DIS	1B		MWF	11:00-11:50A	ROLFE 3120		20			0.0
			267-011-213	DIS	1C		MWF	12:00-12:50P	ROLFE 3120		20			0.0
			267-011-201	LEC	M1		TR	10:00-10:50A	WGYOUNG 4216	KIM, M.	30	13		5.0
			267-011-202	LEC	M2		TR	11:00-11:50A	BOELTER 5252	KIM, M.	30	13		5.0
6	INTRMED MDRN KOREAN	Y	267-018-200	LEC	1		MW	11:00-11:50A	FOWLER A139	THE STAFF	20	30		5.0
							TR	11:00-12:15P	HAINES 110					
6A	INTRMDT KOREAN-NATV	Y	267-019-201	LEC	1		TR	11:00-12:15P	HAINES A20	CHOI, J.B.	20	20		5.0
							TBA							
60	INTR-KOREAN RELIGNS	N	267-180-200	LEC	1		TR	3:30- 4:45P	ROLFE 3126	OAK, S.	40	16		5.0
100C	ADV MODERN KOREAN	Y	267-302-200	LEC	1		MW	12:00- 1:50P	HAINES 110	CHOI, J.B.	20	05		4.0
							R	10:00-10:50A	HAINES 110					
			RESTRICT: ALL ASIAN LANGUAGES MAJORS											
101C	ADV RDNG-MOD KOREAN	Y	267-308-200	LEC	1		TR	11:00-12:15P	HUMANTS A30	YOON, J.E.	15	30		4.0
			RESTRICT: ALL ASIAN LANGUAGES MAJORS											
102C	ADV KOREAN CONVRSTN	Y	267-314-200	LEC	1		TR	2:00- 3:15P	ROYCE 148	IM, J.E.	20	15		4.0
103C	READNGS-SINO-KOREAN	Y	267-320-200	LEC	1		TR	12:30- 1:45P	HAINES A76	YOON, J.E.	20	14		4.0
CM120	STRUCTURE OF KOREAN	N	267-420-200	LEC	1		TR	2:00- 3:15P	ROLFE 3126	SOHN, S.S.	40	15	G	4.0
			SAME AS: LING M177											
			RESTRICT: ALL ASIAN LANGUAGES MAJORS											
172	TOPCS-KOR CHRISTIAN	N	267-743-200	LEC	1		TR	12:30- 1:45P	HAINES A44	OAK, S.	40	14	G	4.0
			RESTRICT: ALL ASIAN LANGUAGES MAJORS											
191A	TRADITIONAL KOREA	N	267-846-200	SEM	1		TR	9:30-10:45A	ROYCE 166	DUNCAN, J.	20	12	G	4.0
			RESTRICT: ALL ASIAN LANGUAGES MAJORS											
265B	KOREAN BDDHST TEXTS	N	667-391-200	SEM	1		T	3:00- 5:50P	ROLFE 3119	BUSWELL, R.E.	10	15	T2	4.0
			RESTRICT: GRADUATE STUDENTS											
272	KOREAN CHRISTIANITY	N	667-432-200	SEM	1		F	2:00- 4:50P	HUMANTS A40	OAK, S.	10	30		4.0
296A	MODERN KOREAN CULTR	N	667-576-200	SEM	1		M	1:00- 3:50P	ROLFE 3119	LEE, N.	12	05	T1	4.0
			RESTRICT: GRADUATE STUDENTS											

South Asian

A per-unit Instructional Enhancement Fee is assessed on most L&S undergraduate nontutorial classes. See the Miscellaneous Fees chart at <http://www.registrar.ucla.edu/fees/> for fee amounts.

110C	ADVANCED SANSKRIT	Y	265-362-200	LEC	1		MWF	11:00-11:50A	HAINES A6	WATKINS, S.J.	20	04		4.0
------	-------------------	---	-------------	-----	---	--	-----	--------------	-----------	---------------	----	----	--	-----

Thai

A per-unit Instructional Enhancement Fee is assessed on most L&S undergraduate nontutorial classes. See the Miscellaneous Fees chart at <http://www.registrar.ucla.edu/fees/> for fee amounts. REQUIRED: SEE <http://www.alc.ucla.edu> FOR MANDATORY ENROLLMENT RULES, INCLUDING PLACEMENT TESTS, FOR ALL LANGUAGE COURSES.

3	INTRODUCTORY THAI	Y	380-009-200	LEC	1		TR	11:00-12:15P	ROLFE 3119	ANGKURAWARANON, S.	20	13		5.0
							F	10:00-11:50A	HAINES A28					
6	INTERMEDIATE THAI	Y	380-018-200	LEC	1		TR	2:00- 3:15P	BUNCHE 2156	ANGKURAWARANON, S.	20	15		5.0
							F	12:00- 1:50P	HAINES 122					
100C	ADVANCED THAI	Y	380-302-200	LEC	1		TR	9:30-10:45A	ROLFE 3119	ANGKURAWARANON, S.	20	12		4.0

Vietnamese

A per-unit Instructional Enhancement Fee is assessed on most L&S undergraduate nontutorial classes. See the Miscellaneous Fees chart at <http://www.registrar.ucla.edu/fees/> for fee amounts. REQUIRED: SEE <http://www.alc.ucla.edu> FOR MANDATORY ENROLLMENT RULES, INCLUDING PLACEMENT TESTS, FOR ALL LANGUAGE COURSES.

3	INTRO VIETNAMESE	Y	379-009-200	LEC	1		TR	9:30-10:45A	ROYCE 162	NGUYEN, T.B.	25	12		5.0
							F	10:00-11:50A	ROLFE 3134					

CATALOG NUMBER	COURSE TITLE	ENF REQ IM	ID NUMBER	CLS TYP	SEC	FEE	DAYS	TIME	BUILDING/ ROOM	INSTRUCTOR	ENRL CAP	XC	CR TP	UNITS
3A	INTRO VIET-HERITAGE	Y	379-010-201	LEC	1		TR	12:30- 1:45P 2:00- 3:50P	ROLFE 3134 ROLFE 3134	NGUYEN, T.B.	30	14		5.0
6	INTERMDT VIETNAMESE	Y	379-018-200	LEC	1		TBA F	12:00- 1:50P	BUNCHE 2156	BUI, C.V.	20	13		5.0
100C	ADVANCED VIETNAMESE	Y	379-302-200	LEC	1		TR	12:30- 1:45P	ROYCE 162	BUI, C.V.	40	14		4.0
M155	TOPCS-VIET CINE&LIT	N	379-630-200	LEC	1		T	3:30- 6:20P	HAINES A44	NGUYEN-VO, T.	30	15		4.0
SAME AS : ASIA AM173														

ATMOSPHERIC AND OCEANIC SCIENCES

A per-unit Instructional Enhancement Fee is assessed on most L&S undergraduate nontutorial classes. See the Miscellaneous Fees chart at <http://www.registrar.ucla.edu/fees/> for fee amounts.

1	CLIMATE CHANGE	N	-----	LEC	1		TR	9:30-10:45A	PAB 1425	HALL, A.D.	162	12		4.0
			126-004-201	DIS	1A		M	12:00-12:50P	MS 7124A		27			0.0
			126-004-202	DIS	1B		M	3:00- 3:50P	MS 7124A		27			0.0
			126-004-203	DIS	1C		T	11:00-11:50A	MS 7124A		27			0.0
			126-004-204	DIS	1D		W	11:00-11:50A	MS 7124A		27			0.0
			126-004-205	DIS	1E		R	11:00-11:50A	MS 7124A		27			0.0
			126-004-206	DIS	1F		F	12:00-12:50P	MS 7124A		27			0.0
1L	CLIMATE CHANGE LAB	Y	126-007-200	LAB	1		VAR			HALL, A.D.	100	30		1.0
2	AIR POLLUTION	N	-----	LEC	1		TR	11:00-12:15P	KNSY PV 1220B	PAULSON, S.E.	81	13		4.0
			126-010-201	DIS	1A		M	11:00-11:50A	MS 7124A		27			0.0
			126-010-202	DIS	1B		T	3:00- 3:50P	MS 7124A		27			0.0
			126-010-203	DIS	1C		W	12:00-12:50P	MS 7124A		27			0.0
			126-010-204	DIS	1D		TBA		MS		0			0.0
			126-010-205	DIS	1E		TBA		MS		0			0.0
			126-010-206	DIS	1F		TBA		MS		0			0.0
			-----	LEC	2		MWF	2:00- 2:50P	MS 4000A		81	07		4.0
			126-010-221	DIS	2A		M	1:00- 1:50P	MS 7124B		27			0.0
			126-010-222	DIS	2B		T	2:00- 2:50P	MS 7124B		27			0.0
			126-010-223	DIS	2C		W	1:00- 1:50P	MS 7124B		27			0.0
			126-010-224	DIS	2D		TBA		MS		0			0.0
			126-010-225	DIS	2E		TBA		MS		0			0.0
			126-010-226	DIS	2F		TBA		MS		0			0.0
2L	AIR POLLUTION LAB	Y	126-013-200	LAB	1		VAR		MS	PAULSON, S.E.	150	30		1.0
3	INTR-ATMOS ENVIRMNT	N	-----	LEC	1		MWF	11:00-11:50A	WG YOUNG CS76	BRIX, H.F.	162	04		4.0
			126-015-201	DIS	1A		M	12:00-12:50P	MS 7124B		27			0.0
			126-015-202	DIS	1B		T	11:00-11:50A	MS 7124B		27			0.0
			126-015-203	DIS	1C		R	10:00-10:50A	MS 7124B		27			0.0
			126-015-204	DIS	1D		W	11:00-11:50A	MS 7124B		27			0.0
			126-015-205	DIS	1E		F	10:00-10:50A	MS 7124B		27			0.0
			126-015-206	DIS	1F		F	12:00-12:50P	MS 7124B		27			0.0
3L	INTR-ATMOS ENVR LAB	Y	126-014-200	LAB	1		VAR		MS		150	30		1.0
104	AIR&WATER POLLUTION	Y	-----	LEC	1		TR	2:00- 3:15P	PAB 1434A	LEW, J.K.	81	15	G	4.0
			126-312-201	DIS	1A		T	4:00- 4:50P	MS 7124A		27			0.0
			126-312-202	DIS	1B		W	2:00- 2:50P	MS 7124A		27			0.0
			126-312-203	DIS	1C		R	4:00- 4:50P	MS 7124A		27			0.0
M105	INTRO-CHEM OCEANOGY	N	126-320-200	LEC	1		MWF	1:00- 1:50P	MS 7124A	DEUTSCH, C.A.	25	06	G	4.0
SAME AS : EE BIOL M139														
C115	MESOMETEOROLOGY	Y	126-390-200	LEC	1		MWF	2:00- 2:50P	MS 7124B	FOVELL, R.G.	15	07		4.0
186	OPRATNL METEOROLOGY	Y	126-816-200	LAB	1		VAR			FOVELL, R.G.	2	30	G	2.0
201B	GEOPHY FLUID DYN II	Y	526-014-200	LEC	1		MW F	9:30-10:45A 1:00- 1:50P	MS 7121 MS 7121	MECHOSO, C.R.	15	02	G	4.0
RESTRICT: GRADUATE STUDENTS														
205B	SOLAR-TERRSTRAL PHYS	N	526-031-200	LEC	1		TR	11:00-12:15P	MS 7121	LYONS, L.R.	15	30		4.0
216B	WAVE MOTN-TROP ATMTO	N	526-093-200	LEC	1		TR	12:30- 1:45P	MS 7121	CORBOSIERO, K.L.	15	30		4.0
C228	MESOMETEOROLOGY	N	526-151-200	LEC	1		MWF	2:00- 2:50P	MS 7124B	FOVELL, R.G.	10	07		4.0
RESTRICT: GRADUATE STUDENTS														
244A	ATMOSPHERC RADIATION	Y	526-238-200	LEC	1		TR	9:30-10:45A	MS 7121	LIQU, K.	15	30		4.0
270	SEM-ATMOSPHERIC SCI	N	526-389-200	SEM	1		W	4:00- 5:20P	MS 5200	LYONS, L.R.	95	30		2.0
RESTRICT: ATMOSPHERIC SCIENCES GRAD STUDENTS														
271	SEM-ATMO DYNAMICS	N	526-395-200	SEM	1		F	3:30- 4:20P	MS 7124	MECHOSO, C.R.	30	30		2.0
RESTRICT: ATMOSPHERIC SCIENCES GRAD STUDENTS														
M275C	SEM-SPACE PHYSICS	N	526-417-200	SEM	1		F	3:30- 4:50P	GEOLOGY 6704	RUSSELL, C.T.	10	30	SU	2.0
SAME AS : E&S SCI M288C														
RESTRICT: GRADUATE STUDENTS														
276	MESOSCALE PROCESSES	N	526-420-200	SEM	1		TBA		MS	FOVELL, R.G.	10	30		2.0
RESTRICT: GRADUATE STUDENTS														
277	SEM-COASTAL OCEAN	N	526-462-200	SEM	1		TBA		MS	BASCHEK, B.G.	20	30	SU	2.0
296C	NMRCL MESOSCL MDLNG	N	526-573-200	DIS	1		TBA		MS	FOVELL, R.G.	10	30	SU	2.0
296E	NMRC MDL-ATMO&OCEAN	N	526-575-200	DIS	1		TBA		MS	MECHOSO, C.R.	10	30	SU	2.0
RESTRICT: GRADUATE STUDENTS														
296F	HIERAR MDL-OCN-ATMO	N	526-576-200	DIS	1		TBA		MS	NEELIN, J.D.	10	30	SU	2.0
RESTRICT: GRADUATE STUDENTS														
296G	UPR ATMOS&SPACE PHYS	N	526-577-200	DIS	1		F	2:00- 2:50P	MS 7121	LYONS, L.R.	10	30	SU	2.0
RESTRICT: GRADUATE STUDENTS														
296H	RECNT ADV-ATMO CHEM	N	526-578-200	DIS	1		TBA		MS	STUTZ, J.P.	10	30	SU	2.0
RESTRICT: GRADUATE STUDENTS														
296K	TROPICL METEOROLOGY	N	526-581-200	DIS	1		TBA		MS	CORBOSIERO, K.L.	10	30	SU	2.0
296L	OCEANOGRPHY&CLIMATE	N	526-582-200	DIS	1		TBA		MS	MCWILLIAMS, J.C.	10	30	SU	2.0
RESTRICT: GRADUATE STUDENTS														
296M	RADIATN&REMOTE SENS	N	526-583-200	DIS	1		TBA		MS	LIQU, K.	10	30	SU	2.0
RESTRICT: GRADUATE STUDENTS														
375	TCHNG APRNTC PRCTCM	N	526-620-201	SEM	1		UNSCHE			HALL, A.D.	2	30	SU	1.0-4.0
RESTRICT: GRADUATE STUDENTS														

BIOENGINEERING

A per-unit Instructional Enhancement Fee is assessed on HSSEAS undergraduate nontutorial classes and HSSEAS graduate nontutorial classes taught concurrently with undergraduate classes. See the Miscellaneous Fees chart at <http://www.registrar.ucla.edu/fees/> for fee amounts. Students who enroll in upper division HSSEAS courses without completing the requisites are subject to disenrollment after the second class meeting. If necessary, consult an HSSEAS counselor in 6426 Boelter Hall.

10	INTRO-BIOENGINEERING	N	-----	LEC	1		M	8:00- 9:50A	BOELTER 2760	WU, B.M.	40	01	G	2.0
RESTRICT: ALL UG ENGINEERING MAJORS														
			250-030-201	DIS	1A		R	3:00- 4:50P	WG YOUNG 4216		40			0.0

CATALOG NUMBER	COURSE TITLE	ENF REQ IM	ID NUMBER	CLS TYP	SEC	FEE	DAYS	TIME	BUILDING/ ROOM	INSTRUCTOR	ENRL CAP	XC	CR TP	UNITS	
110	BIOTRANSP&BIOEACTN	Y	-----	LEC	1		TR	10:00-11:50A	BOELTER 2444	KAMEI, D.T.	75	13	G	4.0	
				RESTRIC: ALL UG ENGINEERING MAJORS											
			250-360-201	DIS	1A		T	12:00-12:50P	BOELTER 5420		25			0.0	
			250-360-202	DIS	1B		T	2:00- 2:50P	MS 5117		25			0.0	
			250-360-203	DIS	1C		W	11:00-11:50A	GEOLOGY 4645		25			0.0	
M131	NANOPORE SENSING	Y	-----	LEC	1		MW	1:00- 2:50P	BOELTER 5264	SCHMIDT, J.J.	20	06	G	4.0	
				SAME AS : BIOMED CM131											
				RESTRIC: ALL UG ENGINEERING MAJORS											
			250-486-201	DIS	1A		F	11:00-11:50A	BOELTER 9436		20			0.0	
M172	MNML INVSV SRGCL TL	Y	-----	LEC	1		MW	10:00-11:50A	BOELTER 9436	GRUNDFEST, W.	10	03	G	4.0	
				SAME AS : BIOMED CM172											
				RESTRIC: ALL UG ENGINEERING MAJORS											
			250-732-201	DIS	1A		F	10:00-10:50A	BOELTER 9436		20			0.0	
180L	SIBEM I LABORATORY	Y	-----	LEC	1		T	12:00- 1:50P	BOELTER 5264	DUNN, J.C.	25	15	G	3.0	
			250-781-201	LAB	1A		R	10:00-11:50A	BOELTER 5420		25			0.0	
182A	CAPSTONE DESIGN I	Y	-----	LEC	1		MW	10:00-11:50A	MS 5200	DI CARLO, D.	72	03	G	4.0	
			250-792-201	LAB	1A		MW	12:00- 2:50P	BOELTER 7736		12			0.0	
			250-792-202	LAB	1B		MW	12:00- 2:50P	BOELTER 7732		12			0.0	
			250-792-203	LAB	1C		TR	12:00- 2:50P	BOELTER 7736		12			0.0	
			250-792-204	LAB	1D		TR	12:00- 2:50P	BOELTER 7732		12			0.0	
			250-792-205	LAB	1E		MW	3:00- 5:50P	BOELTER 7732		12			0.0	
			250-792-206	LAB	1F		MW	3:30- 5:50P	BOELTER 7736		12			0.0	
182C	CAPSTONE DESIGN III	Y	-----	LEC	1		T	10:00-11:50A	BOELTER 5420	DI CARLO, D.	25	13	G	4.0	
				RESTRIC: ALL UG ENGINEERING MAJORS											
			250-794-201	LAB	1A		MW	10:00-11:50A	BOELTER 3760		25			0.0	

BIOLOGICAL CHEMISTRY

M140	CELL BIO-CELL CYCLE	Y	-----	LEC	1		TR	11:00-12:30P	HLTHSCI 53105A	GRUNSTEIN, M.	28	13	G	5.0	
				SAME AS : MCD BIO M140											
			129-540-201	DIS	1A		R	9:00- 9:50A	HLTHSCI 33105A		7			0.0	
			129-540-202	DIS	1B		R	3:00- 3:50P	HLTHSCI 33105A		7			0.0	
			129-540-203	DIS	1C		T	9:00- 9:50A	HLTHSCI 33105A		7			0.0	
			129-540-204	DIS	1D		T	2:00- 2:50P	HLTHSCI 33105A		7			0.0	
191	TOPICS-CONTEMP BIOL	N	129-846-200	SEM	1		F	4:00- 6:50P	BOYER 130	CAREY, M.F.	30	30	PN	2.0	
				RESTRIC: DEPARTMENT CONSENT											
201B	BIOLOGICL CHEMISTRY	N	529-007-200	LEC	1			UNSCHE		HOWARD, B.D.	0	30	TS	5.0	
				RESTRIC: GRADUATE STUDENTS											
220C	RSRCH LAB ROTATIONS	N	529-099-200	LAB	1			UNSCHE		PAYNE, G.S.	20	30	SU	2.0- 8.0	
				RESTRIC: GRADUATE STUDENTS											
M237	CELL&MOLEC-DISEASE	N	529-166-200	LEC	1		M	10:00-11:50A	HLTHSCI 13265	TONTONOZ, P.J.	0	30		4.0	
				SAME AS : PATH M237											
				RESTRIC: GRADUATE STUDENTS											
251C	TRNSCRPTNL REGULATN	N	529-305-200	SEM	1		F	12:00- 1:50P	BOYER 159	CAREY, M.F.	20	30	SU	2.0	
				RESTRIC: INSTRUCTOR CONSENT											
375	TCHNG APRNTC PRCTCM	N	529-620-200	SEM	1			UNSCHE		ROME, L.H.	10	30	SU	1.0- 4.0	
				RESTRIC: GRADUATE STUDENTS											

BIOMATHEMATICS

110	ELEMENTS OF BIOMATH	N	133-405-200	LEC	1		MWF	3:00- 3:50P	HLTHSCI 23105A	ENGEL, E.	24	08		4.0	
208A	MDLNG-NEUROBIO-MATH	N	533-062-200	LEC	1		TR	1:00- 2:50P	HLTHSCI AV122	NEWTON, C.M.	24	15		4.0	
				RESTRIC: GRADUATE STUDENTS											
M211	MATH&STAT PHYLOGEN	N	533-065-200	LEC	1		MW	9:00-10:50A	HLTHSCI AV122	SUCHARD, M.A.	10	30		4.0	
				SAME AS : BIostat M239, HUM GEN M211											
M260A	CLINICAL RESEARCH 1	Y	533-340-200	LEC	1		TBA		HLTHSCI		0	30		4.0	
				SAME AS : MED M260A											
265B	DATA ANLY STRATGY 2	Y	533-391-200	LEC	1		W	3:00- 4:20P	PVUB		10	30	G	2.0	
				RESTRIC: BIOMATHEMATICS MAJORS											
299	TOPCS-CLIN RESEARCH	N	533-594-201	SEM	1		TBA		HLTHSCI	ELASHOFF, R.M.	10	30		2.0- 4.0	
				RESTRIC: GRADUATE STUDENTS											

BIOMEDICAL ENGINEERING

A per-unit Instructional Enhancement Fee is assessed on HSSEAS undergraduate nontutorial classes and HSSEAS graduate nontutorial classes taught concurrently with undergraduate classes. See the Miscellaneous Fees chart at <http://www.registrar.ucla.edu/fees/> for fee amounts. Students who enroll in upper division HSSEAS courses without completing the requisites are subject to disenrollment after the second class meeting. If necessary, consult an HSSEAS counselor in 6426 Boelter Hall.

CM131	NANOPORE SENSING	Y	-----	LEC	1		MW	1:00- 2:50P	BOELTER 5264	SCHMIDT, J.J.	0	06	G	4.0	
				SAME AS : BIOENGR M131											
				RESTRIC: ALL UG ENGINEERING MAJORS											
			132-486-201	DIS	1A		F	11:00-11:50A	BOELTER 9436		0			0.0	
CM172	MNML INVSV SRGCL TL	Y	-----	LEC	1		MW	10:00-11:50A	BOELTER 9436	GRUNDFEST, W.	0	03	G	4.0	
				SAME AS : BIOENGR M172											
				RESTRIC: ALL UG ENGINEERING MAJORS											
			132-732-201	DIS	1A		F	10:00-10:50A	BOELTER 9436		0			0.0	
C185	INTRO-TISSUE ENGR	Y	-----	LEC	1		MW	12:00- 1:50P	BOELTER 5272	KASKO, A.M.	10	05	G	4.0	
				RESTRIC: ALL UG ENGINEERING MAJORS											
			132-810-201	DIS	1A		F	11:00-11:50A	BOELTER 5422		10			0.0	
CM186C	BIOMODELNG RESEARCH	Y	-----	LEC	1		TBA			DISTEFANO, J.J.	0	20	G	2.0- 4.0	
				SAME AS : C&S BIO M186C, COM SCI CM186C											
				RESTRIC: ALL UG ENGINEERING MAJORS											
			132-819-201	DIS	1A		TBA				0			0.0	
				Biomedical Engineering 223C meets at the Bank of America Building, 924 Westwood Boulevard, Suite 420.											
223C	PROGRAMMING LAB III	N	532-140-200	LEC	1		TR	1:00- 2:50P	OFF CAM	BUI, A.A.	15	15	G	4.0	
				RESTRIC: GRADUATE STUDENTS											
				Biomedical Engineering 224B meets at the Bank of America Building, 924 Westwood Boulevard, Suite 420.											
224B	ADV IMAGNG-INFRTCS	N	532-145-200	LEC	1		TR	10:00-11:50A	OFF CAM	SINHA, U.	15	13	G	4.0	
				RESTRIC: GRADUATE STUDENTS											
M225	BIOSEPARATN&BIOPRCS	N	-----	LEC	1		MW	4:00- 5:50P	BOELTER 5440	MONBOUQUETTE, H.G.	5	09	G	4.0	
				SAME AS : CH ENGR CM225											
				RESTRIC: GRADUATE STUDENTS											
			532-150-201	DIS	1A		F	12:00-12:50P	FRANZ 1260		5			0.0	

CATALOG NUMBER	COURSE TITLE	ENF REQ IM	ID NUMBER	CLS TYP	SEC	FEE	DAYS	TIME	BUILDING/ ROOM	INSTRUCTOR	ENRL CAP	XC	CR TP	UNITS
Biomedical Engineering 226 meets at the Bank of America Building, 924 Westwood Boulevard, Suite 420.														
226	KNOWLEDGE REPRESNTN	N	532-156-200	SEM 1			MW	9:00-10:50A	OFF CAM	TAIRA, R.K.	15	30	G	4.0
			RESTRICT: GRADUATE STUDENTS											
C231	NANOPORE SENSING	Y	-----	LEC 1			MW	1:00- 2:50P	BOELTER 5264	SCHMIDT, J.J.	20	06	G	4.0
			RESTRICT: GRADUATE STUDENTS											
			532-186-201	DIS 1A			F	11:00-11:50A	BOELTER 9436		20			0.0
M252	MEMS PHYSICS&DESIGN	N	532-312-200	LEC 1			MW	2:00- 3:50P	BOELTER 3400	CHIOU, P.	10	07	G	4.0
			SAME AS : EL ENGR M252, MECH&AE M282											
			RESTRICT: GRADUATE STUDENTS											
M260	NEUROENGINEERING	Y	532-360-200	LEC 1			TR	2:00- 3:50P	BOELTER 7514	JUDY, J.W.	15	15	G	4.0
			SAME AS : EL ENGR M255, NEUROSC M206											
			RESTRICT: GRADUATE STUDENTS											
M261C	RSRCH LIT-NEUROENGR	N	532-368-200	DIS 1			R	11:00-12:50P	BOELTER 7514	JUDY, J.W.	6	30	SU	2.0
			SAME AS : EL ENGR M256C, NEUROSC M212C											
			RESTRICT: GRADUATE STUDENTS											
C272	MNML INVSV SRGCL TL	Y	-----	LEC 1			MW	10:00-11:50A	BOELTER 9436	GRUNDFEST, W.	10	03	G	4.0
			RESTRICT: GRADUATE STUDENTS											
			532-432-201	DIS 1A			F	10:00-10:50A	BOELTER 9436		10			0.0
C285	INTRO-TISSUE ENGR	N	-----	LEC 1			MW	12:00- 1:50P	BOELTER 5272	KASKO, A.M.	10	05	G	4.0
			RESTRICT: GRADUATE STUDENTS											
			532-530-201	DIS 1A			F	11:00-11:50A	BOELTER 5422		10			0.0
CM286C	BIOMODELNG RESEARCH	Y	-----	LEC 1			TBA			DISTEFANO, J.J.	0	20	G	2.0- 4.0
			SAME AS : COM SCI CM286C											
			RESTRICT: GRADUATE STUDENTS											
			532-517-201	DIS 1A			TBA				0			0.0
295A	BIOMATERIAL RSRCH	N	532-566-201	SEM 1				UNSCHE		KASKO, A.M.	20	30	SU	1.0- 4.0
			RESTRICT: GRADUATE STUDENTS											
295B	BIOMTRL&TISSUE ENGR	N	532-561-200	SEM 1			VAR			WU, B.M.	20	30	SU	1.0- 4.0
			RESTRICT: GRADUATE STUDENTS											
295D	HYBRID DEVICE RSRCH	N	532-563-200	SEM 1			VAR			SCHMIDT, J.J.	20	30	SU	1.0- 4.0
			RESTRICT: GRADUATE STUDENTS											
295E	MOLECR CELL BIOENGR	N	532-564-200	SEM 1			VAR			KAMEI, D.T.	10	30	SU	1.0- 4.0
			RESTRICT: GRADUATE STUDENTS											
295F	BIOPOLMR MTRLS&CHEM	N	532-565-200	SEM 1			VAR			DEMING, T.J.	10	30	SU	1.0- 4.0
			RESTRICT: GRADUATE STUDENTS											
298	SPECIAL STUDIES	N	532-586-203	LEC 3			TBA			KASKO, A.M.	15	30	G	4.0
			RESTRICT: GRADUATE STUDENTS											
Biomedical Engineering 298, lecture 3:														
299	BIOMED ENGR TOPICS	N	532-594-200	SEM 1			R	12:00-12:50P	ENGR V 2101	WU, B.M.	65	30	SU	2.0
			RESTRICT: GRADUATE STUDENTS											
375	TCHNG APRNTC PRCTCM	N	532-620-201	SEM 1				UNSCHE		KAMEI, D.T.	4	30	SU	4.0
			RESTRICT: GRADUATE STUDENTS											
BIOMEDICAL PHYSICS														
200B	NUC MED INSTRUMNTN	N	534-002-200	LEC 1			MW	1:00- 2:50P	HLTHSCI IV365	DAHLBOM, M.	10	30		4.0
			RESTRICT: BIOMEDICAL PHYSICS, MEDICAL PHYSICS											
202A	NUCLEAR MEDICINE	N	534-012-201	CLI 1			TBA		HLTHSCI	THE STAFF	10	30		4.0
			RESTRICT: BIOMEDICAL PHYSICS, MEDICAL PHYSICS											
202B	DIAGNOSTIC RADIOL	N	534-013-201	CLI 1			TBA		HLTHSCI	MCNITT-GRAY, M.	10	30		4.0
			RESTRICT: BIOMEDICAL PHYSICS, MEDICAL PHYSICS											
202C	RADIATION THERAPY	N	534-014-201	CLI 1			TBA		HLTHSCI	KOBE, L.H.	10	30		4.0
			RESTRICT: BIOMEDICAL PHYSICS, MEDICAL PHYSICS											
			534-014-202	CLI 2			TBA		HLTHSCI	DEMARCO, J.J.	10	30		4.0
			RESTRICT: BIOMEDICAL PHYSICS, MEDICAL PHYSICS											
			534-014-203	CLI 3			TBA		HLTHSCI	AGAZARYAN, N.	10	30		4.0
			RESTRICT: BIOMEDICAL PHYSICS, MEDICAL PHYSICS											
203	PHYS-RADIATN THERPY	N	534-018-200	LEC 1			T W	8:00- 9:45A 3:00- 4:45P	HLTHSCI MP 200	AGAZARYAN, N.	10	30	G	4.0
			RESTRICT: BIOMEDICAL PHYSICS, MEDICAL PHYSICS											
207	MONTE CARLO METHODS	N	534-042-200	LEC 1			TR	3:30- 4:20P	MORTON B265	MCNITT-GRAY, M.	10	30	G	4.0
			RESTRICT: BIOMEDICAL PHYSICS, MEDICAL PHYSICS											
208B	LAB-RADIATN THERAPY	N	534-049-200	LAB 1			W	3:30- 6:20P	MORTON B265		10	30		4.0
			RESTRICT: BIOMEDICAL PHYSICS, MEDICAL PHYSICS											
209	DGTL TCHNQ-RADL SCI	N	534-054-200	LEC 1			TR	12:00- 1:20P	HLTHSCI	MCNITT-GRAY, M.	10	30		4.0
			RESTRICT: BIOMEDICAL PHYSICS, MEDICAL PHYSICS											
210	CMPTN VSN-MED IMAGE	N	-----	LEC 1			T	3:30- 4:50P	OFF CAM	BROWN, M.S.	0	30		4.0
			RESTRICT: BIOMEDICAL PHYSICS, MEDICAL PHYSICS											
			534-062-201	DIS 1A			W	3:30- 4:50P	OFF CAM	BROWN, M.S.	0			0.0
211	MEDICAL ULTRASOUND	N	534-066-200	LEC 1			TR	10:00-11:20A	HLTHSCI IV365		10	30		4.0
			RESTRICT: BIOMEDICAL PHYSICS, MEDICAL PHYSICS											
219	MAGNTC RESONNC IMAG	N	534-114-200	LEC 1			MW	10:00-11:50A	HLTHSCI IV365		10	30	G	4.0
			RESTRICT: BIOMEDICAL PHYSICS, MEDICAL PHYSICS											
220A	BIOPHYSICS	N	534-120-200	LAB 1			TBA		HLTHSCI	THE STAFF	10	30	SU	2.0
			RESTRICT: BIOMEDICAL PHYSICS, MEDICAL PHYSICS											
			534-120-201	LAB 2			TBA		HLTHSCI	BARRIO, J.R.	10	30	SU	2.0
			RESTRICT: BIOMEDICAL PHYSICS, MEDICAL PHYSICS											
			534-120-202	LAB 3			TBA		HLTHSCI		10	30	SU	2.0
			RESTRICT: BIOMEDICAL PHYSICS, MEDICAL PHYSICS											
220B	MEDICAL IMAGING	N	534-121-200	LAB 1			TBA		HLTHSCI	MCNITT-GRAY, M.	10	30	SU	2.0
			RESTRICT: BIOMEDICAL PHYSICS, MEDICAL PHYSICS											
			534-121-201	LAB 2			TBA		HLTHSCI		10	30	SU	2.0
			RESTRICT: BIOMEDICAL PHYSICS, MEDICAL PHYSICS											
220C	THERAPEUTC MED PHYS	N	534-122-200	LAB 1			TBA		HLTHSCI		10	30	SU	2.0
			RESTRICT: BIOMEDICAL PHYSICS, MEDICAL PHYSICS											
220D	RAD BIO&EXP RADIATN	N	534-123-200	LAB 1			TBA		HLTHSCI	MCBRIDE, W.H.	10	30	SU	2.0
			RESTRICT: BIOMEDICAL PHYSICS, MEDICAL PHYSICS											
			534-123-201	LAB 2			TBA		HLTHSCI		10	30	SU	2.0
			RESTRICT: BIOMEDICAL PHYSICS, MEDICAL PHYSICS											
223	RADIATION BIOLOGY	N	534-138-200	SEM 1			W	4:00- 4:50P	HLTHSCI B3143	MCBRIDE, W.H.	10	30	SU	4.0
			RESTRICT: BIOMEDICAL PHYSICS, MEDICAL PHYSICS											
260C	SEM-BIOMED PHYSICS	N	534-362-200	SEM 1			W	12:00-12:50P	HLTHSCI	MCNITT-GRAY, M.	10	30	G	1.0
			RESTRICT: BIOMEDICAL PHYSICS, MEDICAL PHYSICS											

CATALOG NUMBER	COURSE TITLE	ENF REQ IM	ID NUMBER	CLS TYP	SEC	FEE	DAYS	TIME	BUILDING/ ROOM	INSTRUCTOR	ENRL CAP	XC	CR TP	UNITS
268	RADIOPHARMCTCL CHEM	N	534-408-200	LEC 1			F	10:00-11:50A	HLTHSCI IV365	BARRIO, J.R.	10	30	G	4.0
			RESTRIC: BIOMEDICAL PHYSICS, MEDICAL PHYSICS											
BIOMEDICAL RESEARCH														
A per-unit Instructional Enhancement Fee is assessed on most L&S undergraduate nontutorial classes. See the Miscellaneous Fees chart at http://www.registrar.ucla.edu/fees/ for fee amounts.														
5HA	BIOMED RES CONCEPTS	N	027-016-200	LEC 1			TR	2:00- 3:15P	HAINES A2	ROMERO, R.	90	30	G	4.0
5HB	BIOMED RES SKILLS	Y	-----	LEC 1			TR	12:30- 1:45P	LAKRETZ 101	CLARK, I.E.	20	30	G	4.0
			RESTRIC: INSTRUCTOR CONSENT											
			027-017-201	DIS 1A			M	11:00-11:50A	LAKRETZ 101	CLARK, I.E.	20			0.0
193H	JRNL CLB-BIOMED RSC	N	027-863-200	SEM 1			W	1:00- 2:50P	LAKRETZ 120		30	30	G	2.0
194H	RSCH GRP-BIOMED RSC	Y	027-869-200	SEM 1			M	1:00- 2:50P	LAKRETZ 120		30	30	G	2.0
BIOSTATISTICS														
100A	INTRO-BIOSTATISTICS	N	-----	LEC 1			MW	4:00- 5:50P	HLTHSCI	LEE, M.L.	160	09		4.0
			135-300-201	LAB 1A			R	12:00-12:50P	HLTHSCI					
			135-300-202	LAB 1B			R	10:00-10:50A	PUB HLT A1241		20			0.0
			135-300-203	LAB 1C			M	11:00-11:50A	PUB HLT A1241		20			0.0
			135-300-204	LAB 1D			M	10:00-10:50A	PUB HLT A1241		20			0.0
			135-300-205	LAB 1E			M	11:00-11:50A	PUB HLT A1241		20			0.0
			135-300-206	LAB 1F			M	1:00- 1:50P	PUB HLT A1241		20			0.0
			135-300-206	LAB 1F			M	2:00- 2:50P	PUB HLT A1241		20			0.0
			135-300-208	LAB 1H			F	10:00-10:50A	PUB HLT A1241		20			0.0
			135-300-209	LAB 1I			F	11:00-11:50A	PUB HLT A1241		20			0.0
115	TOPICS IN ESTIMATN	Y	-----	LEC 1			TR	10:00-11:50A	PUB HLT 51279	LI, G.	30	13	G	4.0
			RESTRIC: GRADUATE STUDENTS											
			135-390-201	DIS 1A			R	9:00- 9:50A	PUB HLT 51279		30			0.0
200C	BIOSTATISTICS	N	-----	LEC 1			MWF	9:00- 9:50A	PUB HLT 51279	WONG, W.K.	23	02		4.0
			RESTRIC: GRADUATE STUDENTS											
			535-003-201	DIS 1A			F	10:00-10:50A	PUB HLT 51279		23			0.0
			535-003-211	LAB M1			M	12:00-12:50P	PUB HLT A1269		23			0.0
M208	INTRO-DEMOG METHODS	N	535-050-200	LEC 1			TR	3:00- 4:50P	HAINES A82	HEUVELINE, P.C.	0	30	G	4.0
			SAME AS : COM HLT M208, ECON M208, SOCIOL M213A											
213	STAT SIMULATN TCHNQ	N	535-078-200	LEC 1			MW	10:00-11:30A	PUB HLT 61262	KITCHEN, C.M.	15	30		4.0
			RESTRIC: GRADUATE STUDENTS											
M220	EXPERMNTL STATSTCS	N	535-120-200	LEC 1			MW	3:00- 4:50P	LAKRETZ 120	GARFINKEL, A.	5	08		4.0
			SAME AS : PHY SCI M200											
			RESTRIC: GRADUATE STUDENTS											
233	STATSTCL MTHDS-AIDS	N	535-198-200	LEC 1			R	3:00- 4:50P	PUB HLT 61262	CUMBERLAND, W.G.	5	30		2.0
			RESTRIC: GRADUATE STUDENTS											
M235	CAUSAL INFERENCE	N	535-210-200	LEC 1			TR	10:00-11:50A	PUB HLT 41235	BELIN, T.R.	20	30	G	4.0
			SAME AS : PSYCTRY M232											
			RESTRIC: GRADUATE STUDENTS											
M239	MATH&STAT PHYLOGEN	N	535-234-200	LEC 1			MW	9:00-10:50A	HLTHSCI AV122	SUCHARD, M.A.	0	30		4.0
			SAME AS : BIOMATH M211, HUM GEN M211											
240	MS SEM&RSRCH RESRCS	N	535-243-200	SEM 1			MW	3:00- 4:50P	PUB HLT 61262	LI, G.	20	08	G	4.0
			RESTRIC: GRADUATE STUDENTS											
245	ADV SEM-BIOSTATSTC	N	535-270-200	SEM 1			MF	3:00- 4:50P	PUB HLT 51279	SUGAR, C.A.	45	08	SU	2.0
							W	3:00- 4:50P	HLTHSCI					
251	MULTIVARIATE BIOST	N	-----	LEC 1			MWF	12:00-12:50P	PUB HLT 51279	WEISS, R.E.	15	05		4.0
			RESTRIC: GRADUATE STUDENTS											
			535-306-201	DIS 1A			F	11:00-11:50A	PUB HLT 51279		0			0.0
402B	BIOSTATSTCL CNSLTNG	N	-----	DIS 1			R	3:00- 4:50P	PUB HLT 61235	YU, F.	9	16	SU	4.0
			RESTRIC: INSTRUCTOR CONSENT											
			535-605-201	LAB 1A			MTWRF	1:00- 2:50P	PUB HLT A1279	GJERTSON, D.W.	9			0.0
M403B	CMPT MGMT-HLTH DATA	N	-----	LEC 1			MW	5:00- 6:30P	PUB HLT 71257	SMITH, L.V.	5	09	G	4.0
			SAME AS : EPIDEM M403											
			RESTRIC: INSTRUCTOR CONSENT											
			535-611-201	LAB 1A			M	3:00- 4:50P	PUB HLT A1241		5			0.0
			RESTRIC: INSTRUCTOR CONSENT											
			535-611-202	LAB 1B			W	3:00- 4:50P	PUB HLT A1241		5			0.0
			RESTRIC: INSTRUCTOR CONSENT											
406	APPLD MLTVRT BIOSTT	N	-----	LEC 1			T	1:00- 2:50P	HLTHSCI	AFIFI, A.A.	69	15		4.0
							R	1:00- 2:50P	HLTHSCI					
			RESTRIC: GRADUATE STUDENTS											
			535-612-201	LAB 1A			W	1:00- 1:50P	PUB HLT A1241		23			0.0
			RESTRIC: GRADUATE STUDENTS											
			535-612-202	LAB 1B			T	3:00- 3:50P	PUB HLT A1241		23			0.0
			RESTRIC: GRADUATE STUDENTS											
			535-612-203	LAB 1C			W	12:00-12:50P	PUB HLT A1241		23			0.0
			RESTRIC: GRADUATE STUDENTS											
409	DOCTRL STAT CNSLTNG	N	535-619-200	SEM 1			W	2:00- 2:50P	PUB HLT 71257	GJERTSON, D.W.	10	30	SU	2.0
			RESTRIC: BIOSTATISTICS MAJORS											
413	INTRO-PHARM STATS	N	535-627-200	LEC 1			MW	2:00- 3:20P	PUB HLT 41268	LEE, M.L.	45	30		4.0
			RESTRIC: GRADUATE STUDENTS											

CHEMICAL AND BIOMOLECULAR ENGINEERING

A per-unit Instructional Enhancement Fee is assessed on HSSEAS undergraduate nontutorial classes and HSSEAS graduate nontutorial classes taught concurrently with undergraduate classes. See the Miscellaneous Fees chart at <http://www.registrar.ucla.edu/fees/> for fee amounts. Students who enroll in upper division HSSEAS courses without completing the prerequisites are subject to disenrollment after the second class meeting. If necessary, consult an HSSEAS counselor in 6426 Boelter Hall.

101C	MASS TRANSFER	Y	-----	LEC 1			TR	10:00-11:50A	MS 5200	COHEN, Y.	70	13	G	4.0
			RESTRIC: ALL UG ENGINEERING MAJORS											
			369-308-201	DIS 1A			F	4:00- 4:50P	FRANZ 1260		70			0.0
102B	THERMODYNAMICS II	Y	-----	LEC 1			MW	12:00- 1:50P	FRANZ 1178	ORKOULAS, G.	200	05	G	4.0
			RESTRIC: ALL UG ENGINEERING MAJORS											
			369-314-201	DIS 1A			F	11:00-11:50A	BOELTER 5264		50			0.0
			369-314-202	DIS 1B			F	11:00-11:50A	GEOLOGY 4660		50			0.0
			369-314-203	DIS 1C			F	11:00-11:50A	BOELTER 5436		50			0.0
			369-314-204	DIS 1D			F	11:00-11:50A	ROYCE 164		50			0.0

CATALOG NUMBER	COURSE TITLE	ENF REQ IM	ID NUMBER	CLS TYP	SEC	FEE	DAYS	TIME	BUILDING/ ROOM	INSTRUCTOR	ENRL CAP	XC	CR TP	UNITS
103	SEPARATN PROCESSES	Y	-----	LEC 1			TR	12:00- 1:50P	BOELTER 3400	SENKAN, S.M.	70	14	G	4.0
			RESTRIC: ALL UG ENGINEERING MAJORS											
			369-318-201	DIS 1A			F	3:00- 3:50P	BOELTER 3400		70			0.0
104AL	CHM&BIOCHM ENGR LAB	Y	-----	LAB 1			F	10:00-10:50A	BOELTER 5264	DRAKE, J.E.	48	03	G	3.0
			RESTRIC: ALL UG ENGINEERING MAJORS											
			369-323-201	DIS 1A			MW	9:00-11:50A	BOELTER 5764		24			0.0
			369-323-202	DIS 1B			MW	1:00- 3:50P	BOELTER 5764		24			0.0
			For Chemical Engineering 104C, students must also enroll in course 104CL.											
104C	SEMICONDUCTR PROCSS	Y	369-326-200	LEC 1			TR	10:00-11:50A	BOELTER 4413	CHANG, J.P.	9	13	G	3.0
			RESTRIC: ALL UG ENGINEERING MAJORS											
			For Chemical Engineering 104CL, students must also enroll in course 104C.											
104CL	SEMICNDCTR PRCS LAB	Y	369-327-201	LAB 1			T	1:00- 4:50P	ENGR IV 18132	CHANG, J.P.	3	30	G	3.0
			RESTRIC: UG SCHOOL OF ENGINEERING STUDENTS											
			369-327-202	LAB 2			W	1:00- 4:50P	ENGR IV 18132	CHANG, J.P.	3	30	G	3.0
			RESTRIC: UG SCHOOL OF ENGINEERING STUDENTS											
			369-327-203	LAB 3			R	1:00- 4:50P	ENGR IV 18132	CHANG, J.P.	3	30	G	3.0
			RESTRIC: UG SCHOOL OF ENGINEERING STUDENTS											
			For Chemical Engineering 104D, students must also enroll in course 104DL.											
104D	MOLECULAR BIOTECH	Y	369-328-200	LEC 1			MW	2:00- 3:50P	BOELTER 5419	TANG, Y.	12	07	G	2.0
			RESTRIC: ALL UG ENGINEERING MAJORS											
			For Chemical Engineering 104DL, students must also enroll in course 104D.											
104DL	MOLEC BIOTECH LAB	Y	369-329-201	LAB 1			TR	1:00- 4:50P	BOELTER 5764	TANG, Y.	12	15	G	4.0
			RESTRIC: UG SCHOOL OF ENGINEERING STUDENTS											
108B	CMPTR-AID DSGN&ANLY	Y	-----	LEC 1			MW	10:00-11:50A	BOELTER 3400	MONBOUQUETTE, H.G.	60	03	G	4.0
			RESTRIC: ALL UG ENGINEERING MAJORS											
			369-349-201	DIS 1A			F	11:00-11:50A	BOELTER 3400		60			0.0
C112	POLYMER PROCESSES	Y	369-372-200	LEC 1			TR	12:00- 1:50P	BOELTER 5272	LU, Y.	20	14	G	4.0
			RESTRIC: ALL UG ENGINEERING MAJORS											
C116	SURFACE&INTRFC ENGR	Y	-----	LEC 1			TR	2:00- 3:50P	BOELTER 2760	HICKS, R.F.	25	15	G	4.0
			RESTRIC: ALL UG ENGINEERING MAJORS											
			369-396-201	DIS 1A			F	1:00- 1:50P	BOELTER 2760		25			0.0
C125	BIOSEPARATN&BIOPRCS	Y	-----	LEC 1			MW	4:00- 5:50P	BOELTER 5440	MONBOUQUETTE, H.G.	25	09	G	4.0
			RESTRIC: ALL UG ENGINEERING MAJORS											
			369-450-201	DIS 1A			F	12:00-12:50P	FRANZ 1260		25			0.0
C135	ADV PROCESS CONTROL	Y	-----	LEC 1			TR	10:00-11:50A	BOELTER 5419	CHRISTOFIDES, P.D.	20	13	G	4.0
			RESTRIC: ALL UG ENGINEERING MAJORS											
			369-510-201	DIS 1A			F	9:00- 9:50A	BOELTER 5419		20			0.0
194	RESEARCH GROUP SEM	N	369-864-200	SEM 1			VAR			MANOUSIOUTHAKIS, V	10	30	G	4.0
			RESTRIC: ALL UG ENGINEERING MAJORS											
C212	POLYMER PROCESSES	N	769-072-200	LEC 1			TR	12:00- 1:50P	BOELTER 5272	LU, Y.	5	14	G	4.0
			RESTRIC: GRADUATE STUDENTS											
C216	SURFACE&INTRFC ENGR	N	-----	LEC 1			TR	2:00- 3:50P	BOELTER 2760	HICKS, R.F.	5	15	G	4.0
			RESTRIC: GRADUATE STUDENTS											
			769-096-201	DIS 1A			F	1:00- 1:50P	BOELTER 2760		5			0.0
CM225	BIOSEPARATN&BIOPRCS	N	-----	LEC 1			MW	4:00- 5:50P	BOELTER 5440	MONBOUQUETTE, H.G.	10	09	G	4.0
			SAME AS : BIOMED M225											
			RESTRIC: GRADUATE STUDENTS											
			769-150-201	DIS 1A			F	12:00-12:50P	FRANZ 1260		10			0.0
C235	ADV PROCESS CONTROL	N	-----	LEC 1			TR	10:00-11:50A	BOELTER 5419	CHRISTOFIDES, P.D.	10	13	G	4.0
			RESTRIC: GRADUATE STUDENTS											
			769-210-201	DIS 1A			F	9:00- 9:50A	BOELTER 5419		10			0.0
246	SYSTEMS BIOLOGY	N	769-276-200	LEC 1			TR	4:00- 5:50P	BOELTER 5252		20	16	G	4.0
			RESTRIC: GRADUATE STUDENTS											
M280C	OPTIMAL CONTROL	N	769-482-200	LEC 1			TR	2:00- 3:50P	BOELTER 5273		0	15	G	4.0
			SAME AS : EL ENGR M240C, MECH&AE M270C											
M297	SYST&DYNAMCS&CONTRL	N	769-590-200	SEM 1			F	3:00- 5:50P	MS 7608	CHRISTOFIDES, P.D.	10	07	SU	2.0
			SAME AS : EL ENGR M248S, MECH&AE M299A											
			RESTRIC: GRADUATE STUDENTS											
298A	RESEARCH SEMINAR	N	769-570-200	SEM 1			F	9:00- 9:50A	BOELTER 5514	CHRISTOFIDES, P.D.	10	30	SU	2.0-4.0
			RESTRIC: GRADUATE STUDENTS											
298B	RESEARCH SEMINAR	N	769-571-200	SEM 1			F	10:00-10:50A	LAKRETZ 101	DAVIS, B.J.	10	30	SU	2.0-4.0
			RESTRIC: GRADUATE STUDENTS											
298C	RESEARCH SEMINAR	N	769-572-200	SEM 1			F	10:00-10:50A	ROLFE 3106	COHEN, Y.	10	30	SU	2.0-4.0
			RESTRIC: GRADUATE STUDENTS											
298D	RESEARCH SEMINAR	N	769-573-200	SEM 1			F	11:00-11:50A	LAKRETZ 101	ORKOULAS, G.	10	30	SU	2.0-4.0
			RESTRIC: GRADUATE STUDENTS											
298F	RESEARCH SEMINAR	N	769-574-200	SEM 1			F	2:00- 2:50P	BOELTER 5514	SEGURA, T.	10	30	SU	2.0-4.0
			RESTRIC: GRADUATE STUDENTS											
298G	RESEARCH SEMINAR	N	769-575-200	SEM 1			F	4:00- 4:50P	BOELTER 5514	MONBOUQUETTE, H.G.	10	30	SU	2.0-4.0
			RESTRIC: GRADUATE STUDENTS											
298H	RESEARCH SEMINAR	N	769-576-200	SEM 1			F	11:00- 1:20P	ROLFE 3106	HICKS, R.F.	10	30	SU	2.0-4.0
			RESTRIC: GRADUATE STUDENTS											
298J	RESEARCH SEMINAR	N	769-577-200	SEM 1			F	2:00- 3:50P	MS 5233	LIAO, J.C.	10	30	SU	2.0-4.0
			RESTRIC: GRADUATE STUDENTS											
298M	RESEARCH SEMINAR	N	769-578-200	SEM 1			F	3:00- 4:50P	ROLFE 3106	MANOUSIOUTHAKIS, V	10	30	SU	2.0-4.0
			RESTRIC: GRADUATE STUDENTS											
298P	RESEARCH SEMINAR	N	769-581-200	SEM 1			F	10:00-11:50A	ROLFE 3123	CHANG, J.P.	10	30	SU	2.0-4.0
			RESTRIC: GRADUATE STUDENTS											
298S	RESEARCH SEMINAR	N	769-582-200	SEM 1			F	3:00- 3:50P	BOELTER 5514	FRIEDLANDER, S.K.	10	30	SU	2.0-4.0
			RESTRIC: GRADUATE STUDENTS											
298V	RESEARCH SEMINAR	N	769-584-200	SEM 1			F	11:00-11:50A	BOELTER 5514	LU, Y.	10	30	SU	2.0-4.0
			RESTRIC: GRADUATE STUDENTS											
298Z	RESEARCH SEMINAR	N	769-585-200	SEM 1			F	10:00-10:50A	BOELTER 5514	SENKAN, S.M.	10	30	SU	2.0-4.0
			RESTRIC: GRADUATE STUDENTS											
299	DEPARTMENTL SEMINAR	N	769-594-200	SEM 1			M	1:30- 2:50P	PAB 1434A	SEGURA, T.	85	30	SU	2.0
			RESTRIC: GRADUATE STUDENTS											

CHEMISTRY AND BIOCHEMISTRY

A per-unit Instructional Enhancement Fee is assessed on most L&S undergraduate nontutorial classes. See the Miscellaneous Fees chart at <http://www.registrar.ucla.edu/fees/> for fee amounts.

14B	THRMDN&ELCTCHM&KNTC	Y	-----	LEC 1			MWF	2:00- 2:50P	WG YOUNG CS50	SCERRI, E.R.	350	07		4.0
			142-043-201	DIS 1A			T	8:00- 8:50A	WG YOUNG 1044		27			0.0
			142-043-202	DIS 1B			T	9:00- 9:50A	MS 6201		26			0.0
			142-043-203	DIS 1C			T	1:00- 1:50P	BOELTER 5420		26			0.0

CATALOG NUMBER	COURSE TITLE	ENF REQ IM	ID NUMBER	CLS TYP	SEC	FEE	DAYS	TIME	BUILDING/ ROOM	INSTRUCTOR	ENRL CAP	XC	CR TP	UNITS
			142-043-204	DIS	1D		W	8:00- 8:50A	WG YOUNG 1044		26			0.0
			142-043-205	DIS	1E		W	9:00- 9:50A	GEOLOGY 6704		26			0.0
			142-043-206	DIS	1F		W	11:00-11:50A	BOELTER 5422		26			0.0
			142-043-207	DIS	1G		R	8:00- 8:50A	WG YOUNG 1044		26			0.0
			142-043-208	DIS	1H		R	9:00- 9:50A	MS 5217		26			0.0
			142-043-209	DIS	1I		R	10:00-10:50A	MS 6201		26			0.0
			142-043-210	DIS	1J		F	10:00-10:50A	MS 5128		25			0.0
			142-043-211	DIS	1K		F	11:00-11:50A	MS 5203		25			0.0
			142-043-212	DIS	1L		F	12:00-12:50P	WG YOUNG 4216		25			0.0
FOR CHEMISTRY 14BL ATTENDANCE DURING THE FIRST HALF HOUR OF EACH LABORATORY SECTION IS MANDATORY. If you are NOT present, your space will be reassigned and you MUST drop the class.														
14BL	GEN&ORGN CHEM LAB 1	Y	Y	-----	LEC 1	\$ 43	T	8:00- 8:50A	WG YOUNG CS50	PANG, J.W.	280	30		3.0
			Y	142-117-201	LAB 1A		T	11:00- 1:50P	WG YOUNG 1049		20			0.0
			Y	142-117-202	LAB 1B		T	11:00- 1:50P	WG YOUNG 1067		20			0.0
			Y	142-117-203	LAB 1C		T	2:00- 4:50P	WG YOUNG 1049		20			0.0
			Y	142-117-204	LAB 1D		T	2:00- 4:50P	WG YOUNG 1067		20			0.0
			Y	142-117-205	LAB 1E		T	6:30- 9:20P	WG YOUNG 1067		20			0.0
			Y	142-117-206	LAB 1F		W	1:00- 3:50P	WG YOUNG 1049		20			0.0
			Y	142-117-207	LAB 1G		W	1:00- 3:50P	WG YOUNG 1067		20			0.0
			Y	142-117-208	LAB 1H		R	8:00-10:50A	WG YOUNG 1067		20			0.0
			Y	142-117-209	LAB 1I		R	11:00- 1:50P	WG YOUNG 1049		20			0.0
			Y	142-117-210	LAB 1J		R	11:00- 1:50P	WG YOUNG 1067		20			0.0
			Y	142-117-211	LAB 1K		R	2:00- 4:50P	WG YOUNG 1049		20			0.0
			Y	142-117-212	LAB 1L		R	2:00- 4:50P	WG YOUNG 1067		20			0.0
			Y	142-117-213	LAB 1M		F	1:00- 3:50P	WG YOUNG 1049		20			0.0
			Y	142-117-214	LAB 1N		F	1:00- 3:50P	WG YOUNG 1067		20			0.0
For Chemistry 14C, lecture 1, there will be two MANDATORY midterm examinations from 5 to 7 p.m. on the following Mondays: April 27 and May 18, 2009; for lecture 2, there will be two MANDATORY midterm examinations from 5 to 7 p.m. on the following Tuesdays: April 28 and May 19, 2009. It may not be possible to resolve conflicts between the evening examinations and other courses, so be very careful to avoid conflicts if possible when enrolling.														
14C	STRCTR-ORGAN MLCLS	Y	-----	LEC 1			MWF	10:00-10:50A	WG YOUNG CS50	HARDINGER, S.A.	350	28		4.0
			142-044-201	DIS 1A			M	11:00-11:50A	BOELTER 5422		29			0.0
			142-044-202	DIS 1B			M	12:00-12:50P	BOELTER 4413		29			0.0
			142-044-203	DIS 1C			T	9:00- 9:50A	BOELTER 4283		29			0.0
			142-044-204	DIS 1D			T	12:00-12:50P	BOELTER 5249		29			0.0
			142-044-205	DIS 1E			T	1:00- 1:50P	BOELTER 5252		29			0.0
			142-044-206	DIS 1F			W	8:00- 8:50A	BOELTER 5252		29			0.0
			142-044-207	DIS 1G			W	9:00- 9:50A	BOELTER 5252		29			0.0
			142-044-208	DIS 1H			R	12:00-12:50P	BOELTER 5264		29			0.0
			142-044-209	DIS 1I			R	1:00- 1:50P	PAB 2434		29			0.0
			142-044-210	DIS 1J			F	9:00- 9:50A	WG YOUNG 1044		29			0.0
			142-044-211	DIS 1K			F	12:00-12:50P	WG YOUNG 2200		30			0.0
			142-044-212	DIS 1L			F	1:00- 1:50P	BOELTER 5273		30			0.0
			-----	LEC 2			MWF	11:00-11:50A	WG YOUNG CS50	HARDINGER, S.A.	350	28		4.0
			142-044-231	DIS 2A			M	12:00-12:50P	WG YOUNG 1044		29			0.0
			142-044-232	DIS 2B			M	1:00- 1:50P	BOELTER 5252		29			0.0
			142-044-233	DIS 2C			T	8:00- 8:50A	WG YOUNG 3069		29			0.0
			142-044-234	DIS 2D			T	9:00- 9:50A	ROYCE 164		29			0.0
			142-044-235	DIS 2E			T	12:00-12:50P	WG YOUNG 3069		29			0.0
			142-044-236	DIS 2F			W	8:00- 8:50A	GEOLOGY 6704		29			0.0
			142-044-237	DIS 2G			W	9:00- 9:50A	BOELTER 4283		29			0.0
			142-044-238	DIS 2H			R	9:00- 9:50A	WG YOUNG 3069		29			0.0
			142-044-239	DIS 2I			R	1:00- 1:50P	BOELTER 5436		29			0.0
			142-044-240	DIS 2J			F	8:00- 8:50A	WG YOUNG 3069		29			0.0
			142-044-241	DIS 2K			F	9:00- 9:50A	WG YOUNG 3069		30			0.0
			142-044-242	DIS 2L			F	12:00-12:50P	WG YOUNG 3069		30			0.0
FOR CHEMISTRY 14CL ATTENDANCE DURING THE FIRST HALF HOUR OF EACH LABORATORY SECTION IS MANDATORY. If you are NOT present, your space will be reassigned and you MUST drop the class.														
14CL	GEN&ORGN CHEM LAB 2	Y	Y	-----	LEC 1	\$ 49	T	9:00- 9:50A	WG YOUNG CS50	PANG, J.W.	160	11		4.0
			Y	142-119-201	LAB 1A		TR	11:00- 1:50P	WG YOUNG 1336		20			0.0
			Y	142-119-202	LAB 1B		TR	11:00- 1:50P	WG YOUNG 1340		20			0.0
			Y	142-119-203	LAB 1C		TR	2:00- 4:50P	WG YOUNG 1336		20			0.0
			Y	142-119-204	LAB 1D		TR	2:00- 4:50P	WG YOUNG 1340		20			0.0
			Y	142-119-205	LAB 1E		TR	6:30- 9:20P	WG YOUNG 1336		20			0.0
			Y	142-119-206	LAB 1F		TR	6:30- 9:20P	WG YOUNG 1340		20			0.0
			Y	142-119-207	LAB 1G		WF	1:00- 3:50P	WG YOUNG 1336		20			0.0
			Y	142-119-208	LAB 1H		WF	1:00- 3:50P	WG YOUNG 1340		20			0.0
14D	ORGN REACT&PHRMCTCL	Y	-----	LEC 1			MWF	1:00- 1:50P	WG YOUNG CS50	KARIM, A.R.	350	06		4.0
			142-045-201	DIS 1A			T	8:00- 8:50A	BOELTER 4283		30			0.0
			142-045-202	DIS 1B			T	9:00- 9:50A	DODD 162		30			0.0
			142-045-203	DIS 1C			T	1:00- 1:50P	GEOLOGY 6704		29			0.0
			142-045-204	DIS 1D			W	8:00- 8:50A	MS 5148		29			0.0
			142-045-205	DIS 1E			W	12:00-12:50P	WG YOUNG 1044		29			0.0
			142-045-206	DIS 1F			W	11:00-11:50A	BOELTER 5440		29			0.0
			142-045-207	DIS 1G			R	8:00- 8:50A	LAKRETZ 120		29			0.0
			142-045-208	DIS 1H			R	9:00- 9:50A	BOELTER 4283		29			0.0
			142-045-209	DIS 1I			R	1:00- 1:50P	BOELTER 5419		29			0.0
			142-045-210	DIS 1J			F	8:00- 8:50A	WG YOUNG 1044		29			0.0
			142-045-211	DIS 1K			F	10:00-10:50A	BUNCHE 3164		29			0.0
			142-045-212	DIS 1L			F	12:00-12:50P	GEOLOGY 6704		29			0.0
20B	ENERGETICS&CHANGE	Y	-----	LEC 1			MWF	9:00- 9:50A	WG YOUNG CS50	BAUGH, D.A.	235	02		4.0
			142-141-201	DIS 1A			M	12:00-12:50P	GEOLOGY 6704		27			0.0
			142-141-202	DIS 1B			M	1:00- 1:50P	BOELTER 4413		26			0.0
			142-141-203	DIS 1C			T	12:00-12:50P	GEOLOGY 4645		26			0.0
			142-141-204	DIS 1D			T	1:00- 1:50P	GEOLOGY 4645		26			0.0
			142-141-205	DIS 1E			W	8:00- 8:50A	BOELTER 4283		26			0.0
			142-141-206	DIS 1F			W	10:00-10:50A	MS 5128		26			0.0
			142-141-207	DIS 1G			R	9:00- 9:50A	BOELTER 4413		26			0.0
			142-141-208	DIS 1H			R	1:00- 1:50P	MS 5217		26			0.0
			142-141-209	DIS 1I			F	10:00-10:50A	MS 5233		26			0.0
FOR CHEMISTRY 20L ATTENDANCE DURING THE FIRST HALF HOUR OF EACH LABORATORY SECTION IS MANDATORY. If you are NOT present, your space will be reassigned and you MUST drop the class.														
20L	GENRL CHEMISTRY LAB	Y	Y	-----	LEC 1	\$ 48	T	8:00- 8:50A	WG YOUNG CS24	SOWA, G.	200	30		3.0
			Y	142-142-201	LAB 1A		T	11:00- 1:50P	WG YOUNG 1370		20			0.0
			Y	142-142-202	LAB 1B		T	11:00- 1:50P	WG YOUNG 1379		20			0.0
			Y	142-142-203	LAB 1C		T	2:00- 4:50P	WG YOUNG 1370		20			0.0

CATALOG NUMBER	COURSE TITLE	ENF REQ IM	ID NUMBER	CLS TYP	SEC	FEE	DAYS	TIME	BUILDING/ ROOM	INSTRUCTOR	ENRL CAP	XC	CR TP	UNITS
		Y	142-142-204	LAB	1D		T	2:00- 4:50P	WG YOUNG 1379		20			0.0
		Y	142-142-205	LAB	1E		W	1:00- 3:50P	WG YOUNG 1370		20			0.0
		Y	142-142-206	LAB	1F		R	11:00- 1:50P	WG YOUNG 1370		20			0.0
		Y	142-142-207	LAB	1G		R	11:00- 1:50P	WG YOUNG 1379		20			0.0
		Y	142-142-208	LAB	1H		R	2:00- 4:50P	WG YOUNG 1370		20			0.0
		Y	142-142-209	LAB	1I		R	2:00- 4:50P	WG YOUNG 1379		20			0.0
		Y	142-142-210	LAB	1J		F	1:00- 3:50P	WG YOUNG 1370		20			0.0
30A	INTRO-ORGANIC CHEM	Y	Y -----	LEC	1		MWF	12:00-12:50P	WG YOUNG CS50	KARIM, A.R.	350	05		4.0
		Y	142-183-201	DIS	1A		M	1:00- 1:50P	GEOLOGY 4645		29			0.0
		Y	142-183-202	DIS	1B		M	2:00- 2:50P	BOELTER 5280		29			0.0
		Y	142-183-203	DIS	1C		T	9:00- 9:50A	BOELTER 5436		29			0.0
		Y	142-183-204	DIS	1D		T	10:00-10:50A	ROYCE 148		29			0.0
		Y	142-183-205	DIS	1E		T	1:00- 1:50P	BOELTER 5436		29			0.0
		Y	142-183-206	DIS	1F		W	8:00- 8:50A	MS 5203		29			0.0
		Y	142-183-207	DIS	1G		W	9:00- 9:50A	BOELTER 4413		29			0.0
		Y	142-183-208	DIS	1H		W	1:00- 1:50P	BOELTER 4413		29			0.0
		Y	142-183-209	DIS	1I		R	8:00- 8:50A	GEOLOGY 6704		29			0.0
		Y	142-183-210	DIS	1J		R	9:00- 9:50A	WG YOUNG 1044		29			0.0
		Y	142-183-211	DIS	1K		F	10:00-10:50A	ROYCE 148		30			0.0
		Y	142-183-212	DIS	1L		F	1:00- 1:50P	BOELTER 5422		30			0.0
FOR CHEMISTRY 30AL, ATTENDANCE DURING THE FIRST HALF HOUR OF EACH LABORATORY SECTION IS MANDATORY. If you are NOT present, your space will be reassigned and you MUST drop the class.														
30AL	GEN CHEMISTRY LAB 2	Y	Y -----	LEC	1	\$ 50	T	8:00- 8:50A	WG YOUNG CS76	HENARY, M.M.	160	11		4.0
		Y	142-185-201	LAB	1A		TR	11:00- 1:50P	WG YOUNG 1337		20			0.0
		Y	142-185-202	LAB	1B		TR	11:00- 1:50P	WG YOUNG 1343		20			0.0
		Y	142-185-203	LAB	1C		TR	2:00- 4:50P	WG YOUNG 1337		20			0.0
		Y	142-185-204	LAB	1D		TR	2:00- 4:50P	WG YOUNG 1343		20			0.0
		Y	142-185-205	LAB	1E		TR	6:30- 9:20P	WG YOUNG 1337		20			0.0
		Y	142-185-206	LAB	1F		TR	6:30- 9:20P	WG YOUNG 1343		20			0.0
		Y	142-185-207	LAB	1G		WF	1:00- 3:50P	WG YOUNG 1337		20			0.0
		Y	142-185-208	LAB	1H		WF	1:00- 3:50P	WG YOUNG 1343		20			0.0
30BL	ORGANIC CHEM LAB 1	Y	Y -----	LEC	1	\$ 60	M	4:00- 4:50P	WG YOUNG CS50	BACHER, A.D.	200	08		3.0
		Y	142-187-201	LAB	1A		T	1:00- 4:50P	WG YOUNG 1096		20			0.0
		Y	142-187-202	LAB	1B		T	1:00- 4:50P	WG YOUNG 1111		20			0.0
		Y	142-187-203	LAB	1C		W	1:00- 1:50P	WG YOUNG 1096		20			0.0
		Y	142-187-204	LAB	1D		W	1:00- 4:50P	WG YOUNG 1111		20			0.0
		Y	142-187-205	LAB	1E		R	8:00-11:50A	WG YOUNG 1096		20			0.0
		Y	142-187-206	LAB	1F		R	8:00-11:50A	WG YOUNG 1111		20			0.0
		Y	142-187-207	LAB	1G		R	1:00- 4:50P	WG YOUNG 1096		20			0.0
		Y	142-187-208	LAB	1H		R	1:00- 4:50P	WG YOUNG 1111		20			0.0
		Y	142-187-209	LAB	1I		F	1:00- 4:50P	WG YOUNG 1096		20			0.0
		Y	142-187-210	LAB	1J		F	1:00- 4:50P	WG YOUNG 1111		20			0.0
30C	ORGANIC CHEMISTRY 2	Y	Y -----	LEC	1		MWF	11:00-11:50A	WG YOUNG CS24	MERLIC, C.A.	235	04		4.0
		Y	142-188-201	DIS	1A		M	1:00- 1:50P	MS 5233		27			0.0
		Y	142-188-202	DIS	1B		M	2:00- 2:50P	MS 5137		26			0.0
		Y	142-188-203	DIS	1C		T	8:00- 8:50A	BOELTER 4413		26			0.0
		Y	142-188-204	DIS	1D		T	9:00- 9:50A	BOELTER 4413		26			0.0
		Y	142-188-205	DIS	1E		W	8:00- 8:50A	BOELTER 4413		26			0.0
		Y	142-188-206	DIS	1F		W	9:00- 9:50A	BOELTER 5264		26			0.0
		Y	142-188-207	DIS	1G		R	9:00- 9:50A	MS 5233		26			0.0
		Y	142-188-208	DIS	1H		F	9:00- 9:50A	BOELTER 5272		26			0.0
		Y	142-188-209	DIS	1I		F	1:00- 1:50P	WG YOUNG 4216		26			0.0
30CL	ORGANIC CHEM LAB 2	Y	Y -----	LEC	1	\$ 60	TR	12:00-12:50P	WG YOUNG 2200	BACHER, A.D.	60	14		4.0
RESTRICT: CHEMISTRY, BIOCHEMISTRY MAJORS														
		Y	142-189-201	LAB	1A		TR	1:00- 3:50P	WG YOUNG 6086		10			0.0
		Y	142-189-202	LAB	1B		TR	1:00- 3:50P	WG YOUNG 6072		10			0.0
		Y	142-189-203	LAB	1C		WF	1:00- 3:50P	WG YOUNG 6086		10			0.0
		Y	142-189-204	LAB	1D		WF	1:00- 3:50P	WG YOUNG 6072		10			0.0
		Y	142-189-205	LAB	1E		TR	8:00-10:50A	WG YOUNG 6086		10			0.0
		Y	142-189-206	LAB	1F		TR	8:00-10:50A	WG YOUNG 6072		10			0.0
98XA	PEERS COLLAB WRKSH	N	142-290-200	LAB	1		TBA		WG YOUNG	WEISS, R.L.	0	30	PN	1.0
98XB	PEERS COLLAB WRKSH	N	142-291-201	LAB	1		TBA		WG YOUNG	WEISS, R.L.	0	30	PN	1.0
103	ENVIRONMENTAL CHEM	Y	Y -----	LEC	1		MWF	9:00- 9:50A	WG YOUNG CS24	WASSON, J.T.	140	02		4.0
			142-315-201	DIS	1A		T	9:00- 9:50A	WG YOUNG 3069		35			0.0
			142-315-202	DIS	1B		T	9:00- 9:50A	WG YOUNG 1044		35			0.0
			142-315-203	DIS	1C		R	9:00- 9:50A	BOELTER 5280		35			0.0
			142-315-204	DIS	1D		R	9:00- 9:50A	BOELTER 5419		35			0.0
For Chemistry 110A, lecture 1, there will be two MANDATORY midterm examinations from 5 to 7 p.m. on the following Wednesdays: April 29 and May 20, 2009; for lecture 2, there will be two MANDATORY midterm examinations from 7 to 9:30 p.m. on the following Thursdays: April 30 and May 21, 2009.														
110A	PHYS-THERMODYNAMICS	Y	Y -----	LEC	1		MWF	10:00-10:50A	WG YOUNG 2200	FELKER, P.M.	50	03		4.0
		Y	142-350-201	DIS	1A		T	10:00-10:50A	WG YOUNG 2200		50			0.0
		Y	Y -----	TUT	1AA		R	10:00-10:50A	WG YOUNG 2200		50			0.0
		Y	Y -----	LEC	2		MWF	11:00-11:50A	WG YOUNG 2200	NEUHAUSER, D.	40	04		4.0
		Y	142-350-206	DIS	2A		T	11:00-11:50A	WG YOUNG 2200		40			0.0
		Y	Y -----	TUT	2AA		R	11:00-11:50A	WG YOUNG 2200		40			0.0
C113B	PHYS-INT MOL SPECTR	Y	Y -----	LEC	1		MWF	9:00- 9:50A	WG YOUNG 4216	WEISS, S.	25	02		4.0
			142-385-201	DIS	1A		T	9:00- 9:50A	WG YOUNG 4216		25			0.0
			Y -----	TUT	1AA		R	9:00- 9:50A	WG YOUNG 4216		25			0.0
114	PHYSICAL CHEM LAB	Y	Y -----	LEC	1	\$ 45	TR	11:00-11:50A	WG YOUNG 4216	BAUGH, D.A.	0	30		5.0
		Y	142-410-201	LAB	1A		TR	2:00- 5:50P	WG YOUNG 1110		0			0.0
		Y	142-410-202	LAB	1B		WF	2:00- 5:50P	WG YOUNG 1110		0			0.0
114H	PHYS CHEM LAB-HONOR	Y	Y -----	LEC	1	\$ 45	TR	11:00-11:50A	WG YOUNG 4216	BAUGH, D.A.	0	30		5.0
		Y	142-413-201	LAB	1A		TR	2:00- 5:50P	WG YOUNG 1110		0			0.0
M120	SOFT MATTER LAB	N	142-421-200	LAB	1		M	2:00- 3:50P	KNUDSEN 6107	BOZOVIC, D.	0	30		4.0
SAME AS : PHYSICS M180G														
136	ORGNIC STRUCT MTHDS	Y	Y -----	LEC	1	\$ 60	MW	10:00-11:50A	WG YOUNG	RUBIN, Y.F.	0	03		5.0
			142-520-201	LAB	1A		WF	2:00- 5:50P	WG YOUNG 6110		0			0.0
C143B	MECH&STRUC-ORG CHEM	Y	Y -----	LEC	1		TR	10:00-11:50A	WG YOUNG 3069	MAYNARD, H.D.	10	13		4.0
			142-571-201	DIS	1A		TBA				10			0.0
C145	THRTCL&COMPL ORG CH	Y	142-581-200	LEC	1		MWF	10:00-10:50A	WG YOUNG 4216	HOUK, K.N.	0	03		4.0

CATALOG NUMBER	COURSE TITLE	ENF REQ IM	ID NUMBER	CLS TYP	SEC	FEE	DAYS	TIME	BUILDING/ ROOM	INSTRUCTOR	ENRL CAP	XC	CR TP	UNITS
For Chemistry 153A, lectures 1 and 2, there will be two MANDATORY midterm examinations from 5 to 7 p.m. on the following Mondays: April 27 and May 18, 2009.														
153A	STRCTR&ENZMS&MTBLSM	Y	Y	-----	LEC 1		MTWF	10:00-10:50A	WG YOUNG CS24	NELSON, R.	225	28		4.0
		Y	142-637-201	DIS 1A			M	11:00-11:50A	WG YOUNG 3069		25			0.0
		Y	142-637-202	DIS 1B			M	1:00-1:50P	GEOLOGY 4660		25			0.0
		Y	142-637-203	DIS 1C			T	1:00-1:50P	BOELTER 5419		25			0.0
		Y	142-637-204	DIS 1D			W	11:00-11:50A	WG YOUNG 3069		25			0.0
		Y	142-637-205	DIS 1E			W	12:00-12:50P	GEOLOGY 6704		25			0.0
		Y	142-637-206	DIS 1F			R	10:00-10:50A	GEOLOGY 4645		25			0.0
		Y	142-637-207	DIS 1G			R	12:00-12:50P	MS 5147		25			0.0
		Y	142-637-208	DIS 1H			F	8:00-8:50A	BOELTER 4413		25			0.0
		Y	142-637-209	DIS 1I			F	11:00-11:50A	WG YOUNG 3069		25			0.0
		Y	-----	LEC 2			MTWF	12:00-12:50P	WG YOUNG CS76	NELSON, R.	225	28		4.0
		Y	142-637-221	DIS 2A			M	1:00-1:50P	GEOLOGY 6704		25			0.0
		Y	142-637-222	DIS 2B			M	2:00-2:50P	GEOLOGY 6704		25			0.0
		Y	142-637-223	DIS 2C			T	1:00-1:50P	BOELTER 5273		25			0.0
		Y	142-637-224	DIS 2D			W	9:00-9:50A	WG YOUNG 1044		25			0.0
		Y	142-637-225	DIS 2E			W	1:00-1:50P	GEOLOGY 4660		25			0.0
		Y	142-637-226	DIS 2F			R	11:00-11:50A	MS 5217		25			0.0
		Y	142-637-227	DIS 2G			R	1:00-1:50P	BOELTER 5264		25			0.0
		Y	142-637-228	DIS 2H			F	9:00-9:50A	BOELTER 5420		25			0.0
		Y	142-637-229	DIS 2I			F	1:00-1:50P	LAKRETZ 120		25			0.0
153B	DNA&RNA&PROTN SYNTH	Y	Y	-----	LEC 1		MWF	8:00-8:50A	WG YOUNG CS50	MARTINSON, H.G.	70	01		4.0
		Y	142-638-201	DIS 1A			T	8:00-8:50A	GEOLOGY 4660		35			0.0
		Y	142-638-202	DIS 1B			R	8:00-8:50A	GEOLOGY 4645		35			0.0
153C	METABOLISM®ULATN	Y	Y	-----	LEC 1		MWF	9:00-9:50A	WG YOUNG CS76	CLARKE, C.F.	100	02		4.0
		Y	142-639-201	DIS 1A			T	9:00-9:50A	WG YOUNG CS24		50			0.0
		Y	142-639-202	DIS 1B			R	9:00-9:50A	WG YOUNG CS24		50			0.0
FOR CHEMISTRY 153L, ATTENDANCE DURING THE FIRST HALF HOUR OF EACH LABORATORY SECTION IS MANDATORY. If you are NOT present, your space will be reassigned and you MUST drop the class.														
153L	BIOCHMICAL MTHDS I	Y	Y	-----	LEC 1	\$ 56	TR	11:00-11:50A	WG YOUNG CS50	KIM, S.J.	308	30		4.0
		Y	142-641-201	LAB 1A			T	1:00-4:50P	WG YOUNG 1089		22			0.0
		Y	142-641-202	LAB 1B			T	1:00-4:50P	WG YOUNG 1077		22			0.0
		Y	142-641-203	LAB 1C			T	5:30-9:20P	WG YOUNG 1089		22			0.0
		Y	142-641-204	LAB 1D			T	5:30-9:20P	WG YOUNG 1077		22			0.0
		Y	142-641-205	LAB 1E			W	1:00-4:50P	WG YOUNG 1089		22			0.0
		Y	142-641-206	LAB 1F			W	1:00-4:50P	WG YOUNG 1077		22			0.0
		Y	142-641-207	LAB 1G			W	5:30-9:20P	WG YOUNG 1089		22			0.0
		Y	142-641-208	LAB 1H			W	5:30-9:20P	WG YOUNG 1077		22			0.0
		Y	142-641-209	LAB 1I			R	1:00-4:50P	WG YOUNG 1089		22			0.0
		Y	142-641-210	LAB 1J			R	1:00-4:50P	WG YOUNG 1077		22			0.0
		Y	142-641-211	LAB 1K			R	5:30-9:20P	WG YOUNG 1089		22			0.0
		Y	142-641-212	LAB 1L			R	5:30-9:20P	WG YOUNG 1077		22			0.0
		Y	142-641-213	LAB 1M			F	1:00-4:50P	WG YOUNG 1089		22			0.0
		Y	142-641-214	LAB 1N			F	1:00-4:50P	WG YOUNG 1077		22			0.0
154	BIOCHMICAL MTHDS II	Y	Y	-----	LEC 1	\$ 45	TR	10:00-10:50A	WG YOUNG CS50	NAKAMOTO, S.S.	0	30		5.0
		Y	142-640-201	LAB 1A			TR	12:00-3:50P	WG YOUNG 6085		0			0.0
		Y	142-640-202	LAB 1B			TR	4:30-8:20P	WG YOUNG 6085		0			0.0
		Y	142-640-203	LAB 1C			WF	12:00-3:50P	WG YOUNG 6085		0			0.0
156	PHYSICAL BIOCHEM	Y	Y	-----	LEC 1		MWRF	9:00-9:50A	WG YOUNG 2200	SCHUMAKER, V.N.	100	02		4.0
			142-650-201	DIS 1A			T	9:00-9:50A	WG YOUNG 2200		25			0.0
			142-650-202	DIS 1B			R	9:00-9:50A	GEOLOGY 4645		25			0.0
			142-650-203	DIS 1C			T	12:00-12:50P	BOELTER 5419		25			0.0
			142-650-204	DIS 1D			R	12:00-12:50P	MS 5233		25			0.0
C159A	REGULATN-TRANSCRPTN	Y	142-660-200	LEC 1			MW	1:00-2:50P	WG YOUNG 4216	GRALLA, J.D.	10	06		2.0
C159B	REGULATN-TRANSCRPTN	Y	142-661-200	LEC 1			MW	1:00-2:50P	WG YOUNG 4216	COUREY, A.J.	0	06		2.0
C165	METABOLC CNTL-PROTN	Y	142-696-200	LEC 1			T	2:00-3:15P	WG YOUNG 4216	CLARKE, S.G.	0	15	G	2.0
C172	ADV INORGANIC CHEM	Y	142-730-200	LEC 1			MWF	1:00-1:50P	WG YOUNG CS24	DIACONESCU, P.L.	80	06		4.0
C179	BIOINORGANIC CHEM	Y	142-776-200	LEC 1			TR	11:00-12:50P	WG YOUNG CS24	VALENTINE, J.S.	0	13		4.0
C180	SOLID STATE CHEM	Y	142-764-200	LEC 1			MWF	2:00-2:50P	WG YOUNG CS76	KANER, R.B.	100	07		4.0
C185	MATERIALS CHEM LAB	Y	-----	LEC 1			TR	10:00-10:50A	WG YOUNG 1044	DUAN, X.	0	13	G	5.0
			142-775-201	LAB 1A			TR	12:00-3:50P	WG YOUNG 1032		0			0.0
193A	JOURNAL CLUB SEM	N	142-858-200	SEM 1			W	5:00-6:20P	GEOLOGY 4608	WEISS, R.L.	15	30	G	2.0
			142-858-201	SEM 2			R	4:00-5:20P	GEOLOGY 4608	WEISS, R.L.	15	30	G	2.0
203B	ETHICS-RESEARCH	N	542-015-200	SEM 1			M	2:00-2:50P	MOL SCI 3440	HOUK, K.N.	50	08	SU	2.0
204	STUDNT RESEARCH SEM	N	542-024-200	SEM 1			TBA		WG YOUNG	MERCHANT, S.	10	30	SU	2.0
206	CHEMISTRY OF BIO	N	542-036-201	SEM 1			T	12:00-12:50P	MOL SCI 5241	HOUK, K.N.	10	30	SU	2.0
C213B	PHYS-INT MOL SPECTR	N	542-080-200	LEC 1			MWF	9:00-9:50A	WG YOUNG 4216	WEISS, S.	0	02		4.0
218	PHYS CHEM STDT SEM	N	542-108-200	SEM 1			R	12:00-12:50P	WG YOUNG 2033	NEUHAUSER, D.	200	30	SU	2.0
219E	DYNAMCS OF MOLECULE	N	542-097-200	SEM 1			UNSCHE		WG YOUNG	BAUGH, D.A.	100	30	SU	2.0
219I	MLCLS&CMLPS&CLSTRS	N	542-100-200	SEM 1			UNSCHE		WG YOUNG	FELKER, P.M.	100	30	SU	2.0
219J	CHEM&BIOPHY-INTRFCS	N	542-101-200	SEM 1			UNSCHE		WG YOUNG	GARRELL, R.L.	100	30	SU	2.0
219K	MCHANICS-DISORD SYS	N	542-102-200	SEM 1			UNSCHE		WG YOUNG	GELBART, W.M.	100	30	SU	2.0
219L	MOLCULR REACT&STRCT	N	542-103-200	SEM 1			UNSCHE		WG YOUNG	NEUHAUSER, D.	100	30	SU	2.0
219N	COSMOCHEMISTRY	N	542-104-200	SEM 1			UNSCHE		WG YOUNG	WASSON, J.T.	100	30	SU	2.0
219Q	DYNMCS-CONDNSD PHAS	N	542-109-200	SEM 1			UNSCHE		WG YOUNG	SCHWARTZ, B.J.	100	30	SU	2.0
219R	KNTC&THRMDYN&INTFCL	N	542-107-200	SEM 1			UNSCHE		WG YOUNG	TOLBERT, S.H.	100	30	SU	2.0
219S	NANOSCIENCE	N	542-105-200	SEM 1			UNSCHE		WG YOUNG	GIMZEWSKI, J.K.	100	30	SU	2.0
219T	SINGL-MOL SPECT-BIO	N	542-106-200	SEM 1			UNSCHE		WG YOUNG	WEISS, S.	100	30	SU	2.0

CATALOG NUMBER	COURSE TITLE	ENF REQ IM	ID NUMBER	CLS TYP	SEC	FEE	DAYS	TIME	BUILDING/ ROOM	INSTRUCTOR	ENRL CAP	XC	CR TP	UNITS
219U	MAGNET RES SPCTRSCP	N	542-096-200	SEM 1			UNSCHE		WG YOUNG	LIN, Y.	100	30	SU	2.0
			RESTRICT: GRADUATE STUDENTS											
219V	COMPLEX FLUIDS	N	542-095-200	SEM 1			UNSCHE		WG YOUNG	MASON, T.G.	100	30	SU	2.0
			RESTRICT: GRADUATE STUDENTS											
225	CHEMICAL KINETICS	N	542-152-200	LEC 1			MWF	10:00-10:50A	MOL SCI 3440	GELBART, W.M.	0	03		4.0
	For Chemistry 228, graduate students beyond their first year should enroll on an S/U basis.													
228	CHEMICAL PHYSICS SEM	N	542-170-200	SEM 1			M	4:00- 5:50P	WG YOUNG 2033	GIMZEWSKI, J.K.	200	30		2.0
			RESTRICT: GRADUATE STUDENTS											
235E	THRY&PHYS ORGN CHEM	N	542-217-200	SEM 1			UNSCHE		WG YOUNG	HOUK, K.N.	100	30	SU	2.0
			RESTRICT: GRADUATE STUDENTS											
235F	SYNTHS-NATRL PRDCTS	N	542-218-200	SEM 1			UNSCHE		WG YOUNG	JUNG, M.E.	100	30	SU	2.0
			RESTRICT: GRADUATE STUDENTS											
235G	ORGNMTL&ORGN SNTHSS	N	542-219-200	SEM 1			UNSCHE		WG YOUNG	MERLIC, C.A.	100	30	SU	2.0
			RESTRICT: GRADUATE STUDENTS											
235I	FULLERENE CHEM&MTLS	N	542-221-200	SEM 1			UNSCHE		WG YOUNG	RUBIN, Y.F.	100	30	SU	2.0
			RESTRICT: GRADUATE STUDENTS											
235K	ORGN CHEM IN MEDIA	N	542-223-200	SEM 1			UNSCHE		WG YOUNG	GARCIA-GARIBAY, M.	100	30	SU	2.0
			RESTRICT: GRADUATE STUDENTS											
235L	SUPRA&MACROMOL CHEM	N	542-225-200	SEM 1			UNSCHE		WG YOUNG	STODDART, J.F.	100	30	SU	2.0
			RESTRICT: GRADUATE STUDENTS											
235M	ORGN SLD STATE CHEM	N	542-226-200	SEM 1			UNSCHE		WG YOUNG	WUDL, F.	100	30	SU	2.0
			RESTRICT: GRADUATE STUDENTS											
235N	SYNTH-NATRL PRDCTS	N	542-227-200	SEM 1			UNSCHE		WG YOUNG	KWON, O.	100	30	SU	2.0
			RESTRICT: GRADUATE STUDENTS											
235O	POLYMR CHEM&BIOMTRL	N	542-228-200	SEM 1			UNSCHE		WG YOUNG	MAYNARD, H.D.	100	30	SU	2.0
			RESTRICT: GRADUATE STUDENTS											
241A	SPCL TPCS-ORGC CHEM	N	542-254-200	LEC 1			MWF	10:00-10:50A	WG YOUNG 1044	RUSSELL, A.A.	20	03		2.0- 4.0
C243B	ORGN CHEM-MCHN&STRC	N	542-267-200	LEC 1			TR	10:00-11:50A	WG YOUNG 3069	MAYNARD, H.D.	20	13		4.0
			RESTRICT: GRADUATE STUDENTS											
C245	THRTCL&COMPL ORG CH	N	542-281-200	LEC 1			MWF	10:00-10:50A	WG YOUNG 4216	HOUK, K.N.	0	03		4.0
247	ORGANIC COLLOQUIUM	N	542-295-200	SEM 1			R	4:00- 5:50P	MOL SCI 3440	GARCIA-GARIBAY, M.	200	30	SU	2.0
			RESTRICT: GRADUATE STUDENTS				R	4:00- 5:50P	WG YOUNG CS24					
	For Chemistry 248, graduate students beyond their first year should enroll on an S/U basis.													
248	ORGANIC CHEM SEM	N	542-309-200	SEM 1			M	3:00- 4:50P	MOL SCI 3440	RUBIN, Y.F.	200	30		2.0
			RESTRICT: GRADUATE STUDENTS											
249B	PROB-ADV ORGN CHEM	N	542-314-200	LEC 1			W	7:00- 8:50P	MOL SCI 3440	MERLIC, C.A.	200	30	SU	2.0
			RESTRICT: GRADUATE STUDENTS											
256A	BIOCHEM-PLSMA PROTN	N	542-373-200	SEM 1			UNSCHE		WG YOUNG	SCHUMAKER, V.N.	100	30	SU	2.0
			RESTRICT: GRADUATE STUDENTS											
256B	BIOCHEM-PROTN FNCTN	N	542-374-200	SEM 1			UNSCHE		WG YOUNG	CLARKE, S.G.	100	30	SU	2.0
			RESTRICT: GRADUATE STUDENTS											
256C	BIOCH&MOL GEN-FUNGI	N	542-375-200	SEM 1			UNSCHE		WG YOUNG	WEISS, R.L.	100	30	SU	2.0
			RESTRICT: GRADUATE STUDENTS											
256D	DROSOPHIL EMBRYOGEN	N	542-376-200	SEM 1			UNSCHE		WG YOUNG	COUREY, A.J.	100	30	SU	2.0
			RESTRICT: GRADUATE STUDENTS											
256F	PROKARYOTIC DVLPMNT	N	542-379-200	SEM 1			UNSCHE		WG YOUNG	GOBER, J.W.	100	30	SU	2.0
			RESTRICT: GRADUATE STUDENTS											
256G	NUCLEIC ACID STRCTR	N	542-380-200	SEM 1			UNSCHE		WG YOUNG	FEIGON, J.F.	100	30	SU	2.0
			RESTRICT: GRADUATE STUDENTS											
256H	PROMOTER ACTIVATION	N	542-381-200	SEM 1			UNSCHE		WG YOUNG	GRALLA, J.D.	100	30	SU	2.0
			RESTRICT: GRADUATE STUDENTS											
256J	CELL MOTILITY	N	542-382-200	SEM 1			UNSCHE		WG YOUNG	REISLER, E.	100	30	SU	2.0
			RESTRICT: GRADUATE STUDENTS											
256K	CHLAMYDOMONAS	N	542-383-200	SEM 1			UNSCHE		WG YOUNG	MERCHANT, S.	100	30	SU	2.0
			RESTRICT: GRADUATE STUDENTS											
256L	LIT-STRUCTURAL BIO	N	542-384-200	SEM 1			UNSCHE		WG YOUNG	EISENBERG, D.S.	100	30	SU	2.0
			RESTRICT: GRADUATE STUDENTS											
256M	EUKARYOTIC ORGANSMS	N	542-385-200	SEM 1			UNSCHE		WG YOUNG	MARTINSON, H.G.	100	30	SU	2.0
			RESTRICT: GRADUATE STUDENTS											
256N	STRUCTURAL BIOLOGY	N	542-386-200	SEM 1			UNSCHE		WG YOUNG	EISENBERG, D.S.	100	30	SU	2.0
			RESTRICT: GRADUATE STUDENTS											
256O	MEMBRANE BIOPHYSICS	N	542-387-200	SEM 1			UNSCHE		WG YOUNG	HUBBELL, W.L.	100	30	SU	2.0
			RESTRICT: GRADUATE STUDENTS											
256P	PROTEIN STRUCTURE	N	542-388-200	SEM 1			UNSCHE		WG YOUNG	BOWIE, J.U.	100	30	SU	2.0
			RESTRICT: GRADUATE STUDENTS											
256Q	UBIQUINONE IN YEAST	N	542-390-200	SEM 1			UNSCHE		WG YOUNG	CLARKE, C.F.	100	30	SU	2.0
			RESTRICT: GRADUATE STUDENTS											
256R	PROTEIN STRUCTURE	N	542-391-200	SEM 1			UNSCHE		WG YOUNG	CLUBB, R.T.	100	30	SU	2.0
			RESTRICT: GRADUATE STUDENTS											
256S	PROTEOME BIOINFORMT	N	542-392-200	SEM 1			UNSCHE		WG YOUNG	LEE, C.J.	100	30	SU	2.0
			RESTRICT: GRADUATE STUDENTS											
256T	RNA PROCESS&GENOMCS	N	542-393-200	SEM 1			UNSCHE		WG YOUNG	CHANFREAU, G.	100	30	SU	2.0
			RESTRICT: GRADUATE STUDENTS											
256U	MITOCHNDRL BIOGNIS	N	542-394-200	SEM 1			UNSCHE		WG YOUNG	KOEHLER, C.M.	100	30	SU	2.0
			RESTRICT: GRADUATE STUDENTS											
256V	PROTEOMCS&SPCTRMTRY	N	542-370-200	DIS 1			UNSCHE		WG YOUNG	LOO, J.A.	100	30	SU	2.0
			RESTRICT: GRADUATE STUDENTS											
C259A	REGULATN-TRANSCRPTN	N	542-404-200	LEC 1			MW	1:00- 2:50P	WG YOUNG 4216	GRALLA, J.D.	20	06		2.0
			RESTRICT: GRADUATE STUDENTS											
C259B	REGULATN-TRANSCRPTN	N	542-405-200	LEC 1			MW	1:00- 2:50P	WG YOUNG 4216	COUREY, A.J.	0	06		2.0
C265	METABOLC CNTL-PROTN	N	542-443-200	LEC 1			T	2:00- 3:15P	WG YOUNG 4216	CLARKE, S.G.	0	15	G	2.0
266	PROTEIN MASS SPCTRM	N	542-447-200	LEC 1			MWF	11:00-11:50A	WG YOUNG 4216	LOO, J.A.	25	04		3.0
	For Chemistry 268, graduate students beyond their first year should enroll on an S/U basis.													
268	BIOCHEM RSRCH SEM	N	542-469-200	SEM 1			F	3:30- 6:20P	MOL SCI 3440	LEE, C.J.	200	30		2.0
			RESTRICT: GRADUATE STUDENTS											
272A	SEM-CHEM OF MATERLS	N	542-500-200	SEM 1			UNSCHE		WG YOUNG	KANER, R.B.	100	30	SU	2.0
			RESTRICT: GRADUATE STUDENTS											
272B	METL&INORGN&BIOMETL	N	542-501-200	SEM 1			UNSCHE		WG YOUNG	HAWTHORNE, M.F.	100	30	SU	2.0
			RESTRICT: GRADUATE STUDENTS											
272C	INORGANIC SPCTROSCPY	N	542-502-200	SEM 1			UNSCHE		WG YOUNG	ZINK, J.I.	100	30	SU	2.0
			RESTRICT: GRADUATE STUDENTS											

CATALOG NUMBER	COURSE TITLE	ENF REQ IM	ID NUMBER	CLS TYP	SEC	FEE	DAYS	TIME	BUILDING/ ROOM	INSTRUCTOR	ENRL CAP	XC	CR TP	UNITS
272D	TRANSTN MTL&OXYGEN	N	542-503-200	SEM 1			UNSCHE		WG YOUNG	VALENTINE, J.S.	100	30	SU	2.0
			RESTRICT: GRADUATE STUDENTS											
272E	CHEM VAPOR DEPOSITN	N	542-504-200	SEM 1			UNSCHE		WG YOUNG	KAESZ, H.D.	100	30	SU	2.0
			RESTRICT: GRADUATE STUDENTS											
272G	ISSUES-CHEMICAL ED	N	542-506-200	SEM 1			UNSCHE		WG YOUNG	RUSSELL, A.A.	100	30	SU	2.0
			RESTRICT: GRADUATE STUDENTS											
272I	ORGANOMETALLIC CHEM	N	542-432-200	SEM 1			UNSCHE		WG YOUNG	DIACONESCU, P.L.	100	30	SU	2.0
			RESTRICT: GRADUATE STUDENTS											
C273	ADV INORGANIC CHEM	N	542-509-200	LEC 1			MWF	1:00- 1:50P	WG YOUNG CS24	DIACONESCU, P.L.	20	06		4.0
278	INORGANIC CHEM SEM	N	542-526-200	SEM 1			W	4:00- 5:50P	MOL SCI 3440	ZINK, J.I.	100	09		2.0
			RESTRICT: CHEM.BIOCHEM.GEOCHEM.MOL.BIO GRADS											
C279	BIOINORGANIC CHEM	N	542-530-200	LEC 1			TR	11:00-12:50P	WG YOUNG CS24	VALENTINE, J.S.	20	13		4.0
C280	SOLID STATE CHEM	N	542-534-200	LEC 1			MWF	2:00- 2:50P	WG YOUNG CS76	KANER, R.B.	50	07		4.0
283	EVOLUTION-DEVICE	N	542-546-200	SEM 1			R	3:00- 4:20P	GEOLOGY 6704	GARRELL, R.L.	0	16		2.0

CHICANA AND CHICANO STUDIES

A per-unit Instructional Enhancement Fee is assessed on most L&S undergraduate nontutorial classes. See the Miscellaneous Fees chart at <http://www.registrar.ucla.edu/fees/> for fee amounts.

100SL	BARRIO SERVC LEARNG	N	144-302-200	SEM 1			T	4:00- 5:50P	PUB AFF 2232	COVARRUBIAS, A.	30	30	G	4.0
101	THEORETICL CONCEPTS	Y	-----	LEC 1			MW	4:00- 5:50P	BUNCHE 2209A	SANTA ANA, O.	155	09	G	5.0
			144-306-201	DIS 1A			M	1:00- 1:50P	ROLFE 3115		15			0.0
			RESTRICT: INSTRUCTOR CONSENT											
			144-306-202	DIS 1B			T	12:00-12:50P	DODD 78		20			0.0
			144-306-203	DIS 1C			W	12:00-12:50P	BUNCHE 3157		20			0.0
			144-306-204	DIS 1D			W	1:00- 1:50P	PAB 2748		20			0.0
			144-306-205	DIS 1E			R	9:00- 9:50A	BUNCHE 2178		20			0.0
			144-306-206	DIS 1F			R	12:00-12:50P	BOELTER 5249		20			0.0
			144-306-207	DIS 1G			R	3:00- 3:50P	MS 5118		20			0.0
			144-306-208	DIS 1H			F	11:00-11:50A	PUB AFF 2232		20			0.0
M102	MEX-AM&THE SCHOOLS	N	144-440-200	SEM 1			R	5:00- 8:50P	MOORE 3030	SOLORZANO, D.G.	20	30		4.0
			SAME AS : EDUC M102											
104	COMEDY & CULTURE	N	144-324-200	LEC 1			TR	9:00-10:50A	ROLFE 3118	PALACIOS, M.A.	15	12		4.0
M105B	RECENT CHICANO LIT	Y	144-451-200	LEC 1			TR	2:00- 3:50P	PUB AFF 1222	PEREZ-TORRES, R.	10	15		5.0
			SAME AS : ENGL M105B											
M122	PLANNING ISS-LATINO	N	144-486-200	LEC 1			TR	10:00-11:50A	PUB AFF 2270	HINOJOSA-OJEDA, R.	75	13	G	4.0
			SAME AS : URBN PL M171											
129	LABOR&WORKPLCE STDS	N	144-507-200	LEC 1			MW	9:00-10:50A	ROLFE 3126	NARRO, V.H.	50	02	G	5.0
132	BORDER CONSCIOUSNSS	N	144-516-200	LEC 1			TR	2:00- 3:50P	BUNCHE 3150	GASPAR DE ALBA, A.	35	15	G	4.0
M144	WOMEN-LATIN AMERICA	N	144-564-200	LEC 1			MW	11:00-12:50P	BUNCHE 3211	BLACKWELL, M.S.	35	04		4.0
			SAME AS : WOM STD M144											
M147	TRANSNTL ORGANIZING	N	144-582-200	LEC 1			MW	2:00- 3:50P	ROLFE 3126	BLACKWELL, M.S.	50	07		4.0
			SAME AS : WOM STD M147C											
169	INDIGNS PPLS-AMRCAS	N	144-735-200	LEC 1			TR	12:00- 1:50P	BUNCHE 3170	PONS, M.C.	40	14	G	4.0
M170SL	LATINOS&LING&LITRCY	N	144-739-200	SEM 1			W	11:00- 1:50P	ROLFE 2118	PLANN, S.J.	0	30		5.0
			SAME AS : AP&TESL M172SL, HNRS M128SL, SPAN M172SL											
M173	NONVIOL&SOC MOVMENTS	N	-----	LEC 1			W	3:00- 5:50P	HAINES 118	LAWSON, J.M.	33	09		4.0
			SAME AS : AFRO-AM M173, LBR&WS M173											
			144-748-201	DIS 1A			M	10:00-10:50A	MS 5128		6			0.0
			144-748-202	DIS 1B			TBA				6			0.0
			144-748-203	DIS 1C			TBA				6			0.0
			144-748-204	DIS 1D			TBA				7			0.0
188	SPECIAL COURSES	N	144-829-201	SEM 1			TR	4:00- 5:50P	PUB AFF 2250	SAAVEDRA, Y.J.	35	30		4.0
	Chicano 188, seminar 1:													
	Chicano 188, seminar 2:		144-829-202	SEM 2			MW	12:00- 1:50P	DODD 78	SAHAGUN, P.	35	30		4.0
	Chicano 188, seminar 3:		144-829-203	SEM 3			F	10:00-12:50P	BROAD 2100A		90	30		4.0
	Chicano 188, seminar 4:		144-829-200	SEM 4			MW	4:00- 5:50P	BUNCHE 3150		35	30		4.0
189	ADV HONORS SEMINARS	N	144-835-200	SEM 1			M	2:00- 2:50P	ROLFE 3115	SANTA ANA, O.	15	30		1.0
			RESTRICT: INSTRUCTOR CONSENT											
191	THE ALAMO IN US LIT	N	144-846-200	SEM 1			MW	12:00- 1:50P	HUMANTS A65	LOPEZ, M.K.	10	05		4.0
	Chicano Studies 191, seminar 1: The Alamo: Anglos, Mexicans, and Foundational U.S. Fictions													
375	TCHNG APRNTC PRCTCM	N	544-620-200	SEM 1			UNSCHE			SANTA ANA, O.	15	30	SU	1.0- 4.0

CIVIC ENGAGEMENT

A per-unit Instructional Enhancement Fee is assessed on most L&S undergraduate nontutorial classes. See the Miscellaneous Fees chart at <http://www.registrar.ucla.edu/fees/> for fee amounts.

For Civic Engagement 18, students must attend one of the following MANDATORY orientation sessions: March 31, 2009, at either 1 or 2 p.m. or April 1 or 2 at either 2 or 3 p.m. in 3517 Ackerman Union or April 3 at either 3, 4, or 5 p.m. in 2408 Ackerman Union.

18	BRUIN LDERS-SCL CHNG	N	-----	LEC 1			VAR			NAPLES, R.J.	100	30	PN	1.0
			RESTRICT: INSTRUCTOR CONSENT											
			371-054-201	FLD 1A			TBA		OFF CAM	NAPLES, R.J.	100			0.0
105SL	CLIENT-BASED PROGRM	N	371-400-200	SEM 1			F	10:00-12:50P	PUB AFF 1256	O'BYRNE, K.	30	30	G	5.0
191SA	CALIFORNIA POLITICS	N	371-850-200	SEM 1			VAR		OFF CAM	DYMSKI, G.A.	10	30		4.0
			RESTRICT: DEPARTMENT CONSENT											
194SA	SACRAMNTO RESCH GRP	N	371-868-200	SEM 1			VAR		OFF CAM	DYMSKI, G.A.	10	30		4.0
			RESTRICT: DEPARTMENT CONSENT											
195	COMMUNITY INTERNSHP	N	371-870-201	TUT 1			VAR			O'BYRNE, K.	7	30	G	4.0
			RESTRICT: PETITION OR CONTRACT REQUIRED											
195SA	UC SACRAMENTO INTERN	N	371-875-200	TUT 1			VAR		OFF CAM	O'BYRNE, K.	7	30	G	8.0
			RESTRICT: INSTRUCTOR CONSENT											

CIVIL AND ENVIRONMENTAL ENGINEERING

A per-unit Instructional Enhancement Fee is assessed on HSSEAS undergraduate nontutorial classes and HSSEAS graduate nontutorial classes taught concurrently with undergraduate classes. See the Miscellaneous Fees chart at <http://www.registrar.ucla.edu/fees/> for fee amounts. Students who enroll in upper division HSSEAS courses without completing the prerequisites are subject to disenrollment after the second class meeting. If necessary, consult an HSSEAS counselor in 6426 Boelter Hall.

15	COMPUTNG-CIVIL ENGR	N	-----	LEC 1			M	10:00-11:50A	BOELTER 5440	LIU, C.	65	01	G	2.0
			RESTRICT: UNDERGRAD ENGR OR GEOLOGY OR ENVIRON											
			147-044-201	LAB 1A			T	8:00- 9:50A	BOELTER 3760		23			0.0
			147-044-202	LAB 1B			W	8:00- 9:50A	BOELTER 3760		0			0.0
19	FIAT LUX FRSHMN SEM	N	147-057-200	SEM 1			W	2:00- 3:50P	PAB 2434	TACIROGLU, E.	20	30	PN	1.0
	Civil and Environmental Engineering 19, seminar 1: Learning from Our Mistakes: Catastrophic Failure of Structures through Ages													

CATALOG NUMBER	COURSE TITLE	ENF REQ IM	ID NUMBER	CLS TYP	SEC	FEE	DAYS	TIME	BUILDING/ ROOM	INSTRUCTOR	ENRL CAP	XC	CR TP	UNITS
103	NUMRCL CMPTNG&MDLNG	Y	-----	LEC 1			MW	10:00-11:50A	BOELTER 5249	TACIROGLU, E.	60	03	G	4.0
				RESTRIC: ALL UG ENGINEERING MAJORS										
			147-318-201	DIS 1A			F	8:00- 9:50A	BOELTER 3760		20			0.0
			147-318-202	DIS 1B			F	12:00- 1:50P	BOELTER 3760		20			0.0
			147-318-203	DIS 1C			F	4:00- 5:50P	BOELTER 3760		20			0.0
110	PROBBLTY&STATS-ENGR	Y	147-360-200	LEC 1			MW	2:00- 3:50P	KNSY PV 1200B	STOLZENBACH, K.D.	100	07	G	4.0
				RESTRIC: ALL UG ENGINEERING MAJORS										
123	ADV GEOTECH DESIGN	Y	147-438-200	LEC 1			MW	4:00- 5:50P	BOELTER 5264	PRADEL, D.E.	20	09	G	4.0
				RESTRIC: ALL UG ENGINEERING MAJORS										
125	FNDMNTLS-QUAKE ENGR	Y	-----	LEC 1			MW	10:00-11:50A	BOELTER 5419	NIGBOR, R.L.	25	03	G	4.0
				RESTRIC: UNDERGRAD ENGINEERING OR GEOLOGY										
			147-450-201	DIS 1A			TBA				25			0.0
128L	SOIL MECHANICS LAB	Y	-----	LEC 1			M	12:00-12:50P	BOELTER 1567	VUCETIC, M.	0	05	G	4.0
				RESTRIC: CIVIL ENGINEERING SENIORS										
			147-513-201	LAB 1A			MW	9:00-11:50A	BOELTER 1567		0			0.0
M135C	FINITE ELEMNT MTHDS	Y	-----	LEC 1			MW	2:00- 3:50P	GEOLOGY 3656	KLUG, W.S.	25	07	G	4.0
				SAME AS : MECH&AE M168										
				RESTRIC: ALL UG ENGINEERING MAJORS										
			147-540-201	DIS 1A			F	2:00- 2:50P	BOELTER 3760		25			0.0
			147-540-202	DIS 1B			F	3:00- 3:50P	BOELTER 3760		0			0.0
135L	STRL DSGN&TSTNG LAB	Y	-----	LEC 1			T	8:00- 9:50A	ENGR I 2011	SALAMANCA, A.F.	0	11	G	4.0
				RESTRIC: CIVIL ENGINEERING SENIORS										
			147-544-201	LAB 1A			R	8:00-10:50A	ENGR I 2011		0			0.0
142L	REINF CNCRT STR LAB	Y	-----	LEC 1			TR	12:00-12:50P	MS 1000B	WALLACE, J.W.	16	14	G	4.0
				RESTRIC: CIVIL ENGINEERING SENIORS										
			147-570-201	LAB 1A			TR	1:00- 3:50P	MS 1000B		16			0.0
143	DSN-PRSTR CNCR STRC	Y	-----	LEC 1			TR	4:00- 5:50P	BOELTER 5273	BERES, A.	35	16	G	4.0
				RESTRIC: ALL UG ENGINEERING MAJORS										
			147-573-201	DIS 1A			F	10:00-11:50A	BOELTER 5273		35			0.0
154	CHEM FATE&TRNS-AQUA	N	147-619-200	LEC 1			MW	12:00- 1:50P	BOELTER 5436		20	05	G	4.0
				RESTRIC: UNDERGRAD ENGR OR GEOLOGY OR ENVIRON										
156A	ENVIRNMNTL CHEM LAB	Y	147-623-200	LEC 1			TR	10:00-10:50A	BOELTER 7745	LAU, S.	20	13	G	4.0
				RESTRIC: CIVIL ENGINEERING SENIORS										
			147-623-201	LAB 1A			TR	11:00- 1:50P	BOELTER 7737	LAU, S.	20			0.0
157B	WATER TRTMNT PLANTS	Y	147-632-200	LEC 1			MW	10:00-11:50A	BOELTER 4413	NAJM, I.N.	15	03	G	4.0
				RESTRIC: ALL UG ENGINEERING MAJORS										
157M	HYDRLGY-MNTN WTRSHD	Y	-----	FLD 1			T	4:00- 4:50P	BOELTER 3760	HOGUE, T.S.	0	15	G	4.0
				RESTRIC: UG SCHOOL OF ENGINEERING STUDENTS										
			147-636-201	LAB 1A			T	5:00- 5:50P	BOELTER 3760		0			0.0
163	ATMO CHEM&AIR POLUT	Y	147-654-200	LEC 1			TR	4:00- 5:50P	BOELTER 5272	SAHU, R.	20	16	G	4.0
				RESTRIC: ALL UG ENGINEERING MAJORS										
180	INTR-TRANSPORT ENGR	N	147-780-200	LEC 1			TR	8:00- 9:50A	BOELTER 2444	GIBSON, P.	40	11	G	4.0
				RESTRIC: ALL UG ENGINEERING MAJORS										
221	ADV FOUNDATION ENGR	N	547-106-200	LEC 1			TR	2:00- 3:50P	BOELTER 5419		25	15	G	4.0
225	GEOTECH EARTHQK ENGR	N	547-125-200	LEC 1			MW	2:00- 3:50P	MOORE 1003		25	07	G	4.0
226	GEOENVIRONMNTL ENGR	N	547-130-200	LEC 1			MW	4:00- 5:50P	BOELTER 5514	SOMASUNDARAM, S.	10	09	G	4.0
				RESTRIC: GRADUATE STUDENTS										
M230C	PLASTICITY	N	547-153-200	LEC 1			TBA				10	20	G	4.0
				SAME AS : MECH&AE M256C										
				RESTRIC: GRADUATE STUDENTS										
233	CMPOSIT MTRL STRCTR	N	547-165-280	LEC 80			UNSCHED			DONG, S.B.	0	30	G	4.0
				RESTRIC: ON-LINE MASTERS PROGRAM										
M237A	DYNAMICS-STRUCTURES	N	547-185-280	LEC 80			UNSCHED			JU, J.	0	30	G	4.0
				SAME AS : MECH&AE M269A										
				RESTRIC: ON-LINE MASTERS PROGRAM										
241	ADV STEEL STRUCTURES	N	547-206-200	LEC 1			MW	4:00- 5:50P	BOELTER 5273	SABOL, T.A.	15	09	G	4.0
				RESTRIC: GRADUATE STUDENTS										
243B	RESP&DSGN-RC STRUCT	N	547-217-200	LEC 1			MW	6:00- 7:50P	BOELTER 5264	THE STAFF	30	07	G	4.0
				RESTRIC: GRADUATE STUDENTS										
247	QUAKE HZRD MITIGATN	Y	547-236-200	LEC 1			MW	12:00- 1:50P	BOELTER 5419	ZHANG, J.	30	05	G	4.0
				RESTRIC: GRADUATE STUDENTS										
249	STRCTR ENGR&MECHNCS	N	547-245-200	LEC 1			T	4:00- 5:50P	MS 6229	TACIROGLU, E.	60	15	SU	2.0
				RESTRIC: GRADUATE STUDENTS										
251C	HYDRO REMOTE SENSNG	Y	547-258-200	LEC 1			MW	10:00-11:50A	BOELTER 5273	MOLOTCH, N.P.	20	03	G	4.0
				RESTRIC: GRADUATE STUDENTS										
258A	MEMBRN-AQUATC SSTMS	N	547-290-200	LEC 1			TR	2:00- 3:50P	BOELTER 4413	HOEK, E.M.	20	15	G	4.0
				RESTRIC: GRADUATE STUDENTS										
259A	TPCS-ENVIRNMNT ENGR	N	547-296-200	LEC 1			T	11:00-11:50A	BOELTER 4275		35	13	SU	2.0
				RESTRIC: GRADUATE STUDENTS										
261B	BIOL WATER TREATMNT	N	547-307-200	LEC 1			MW	2:00- 3:50P	MS 5233	STENSTROM, M.K.	25	07	G	4.0
				RESTRIC: GRADUATE STUDENTS										
298	SEM IN ENGINEERING	N	547-940-201	SEM 1			TBA			GOULET, C.	25	30	G	2.0- 4.0
				RESTRIC: GRADUATE STUDENTS										
	Civil and Environmental Engineering 298, seminar 1:													
495	TA TRAINING SEMINAR	N	547-790-201	SEM 1			T	8:30- 9:50A	BOELTER 5280	ELMER, W.	15	30	SU	2.0
				RESTRIC: GRADUATE STUDENTS										

CLASSICS

Classics

A per-unit Instructional Enhancement Fee is assessed on most L&S undergraduate nontutorial classes. See the Miscellaneous Fees chart at <http://www.registrar.ucla.edu/fees/> for fee amounts.

10	DISCOVERING GREEKS	N	-----	LEC 1			MWF	9:00- 9:50A	DODD 147	KOH, A.J.	250	02		5.0
			148-012-201	DIS 1A			R	9:30-10:45A	HAINES A82		25			0.0
			148-012-202	DIS 1B			R	9:30-10:45A	FRANZ 2258A		25			0.0
			148-012-203	DIS 1C			R	9:30-10:45A	PUB AFF 2238		25			0.0
			148-012-204	DIS 1D			R	11:00-12:15P	ROYCE 156		25			0.0
			148-012-205	DIS 1E			TBA				25			0.0
			148-012-206	DIS 1F			R	12:30- 1:45P	DODD 167		25			0.0
			148-012-207	DIS 1G			R	12:30- 1:45P	PUB AFF 1337		25			0.0
			148-012-208	DIS 1H			R	12:30- 1:45P	PUB AFF 2242		25			0.0
			148-012-209	DIS 1I			R	12:30- 1:45P	BUNCHE 3117		25			0.0
			148-012-210	DIS 1J			R	2:00- 3:15P	PUB AFF 1337		25			0.0

CATALOG NUMBER	COURSE TITLE	ENF REQ IM	ID NUMBER	CLS TYP	SEC	FEE	DAYS	TIME	BUILDING/ ROOM	INSTRUCTOR	ENRL CAP	XC	CR TP	UNITS
19	FIAT LUX FRSHMN SEM	N	148-057-200	SEM 1			T	1:00-2:15P	DODD 275	GURVAL, R.A.	16	30	PN	1.0
			RESTRIC: FIRST-YEAR FRESHMAN											
Classics 19, seminar 1: Rediscovering Pompeii														
30	CLASSICAL MYTHOLOGY	N	-----	LEC 1			MWF	10:00-10:50A	DODD 147	MORGAN, K.A.	350	03		5.0
			148-055-201	DIS 1A			R	9:30-10:45A	DODD 167		25			0.0
			148-055-202	DIS 1B			R	9:30-10:45A	ROYCE 148		25			0.0
			148-055-203	DIS 1C			R	9:30-10:45A	BUNCHE 3150		25			0.0
			148-055-204	DIS 1D			R	11:00-12:15P	PUB AFF 2325		25			0.0
			148-055-205	DIS 1E			TBA				25			0.0
			148-055-206	DIS 1F			R	12:30-1:45P	BUNCHE 3123		25			0.0
			148-055-207	DIS 1G			R	12:30-1:45P	BUNCHE 3211		25			0.0
			148-055-208	DIS 1H			R	2:00-3:15P	ROYCE 160		25			0.0
			148-055-209	DIS 1I			R	2:00-3:15P	DODD 146		25			0.0
			148-055-210	DIS 1J			R	3:30-4:45P	ROYCE 150		25			0.0
			148-055-211	DIS 1K			R	3:30-4:45P	PUB AFF 1337		25			0.0
			148-055-212	DIS 1L			R	3:30-4:45P	HAINES A24		25			0.0
			148-055-214	DIS 1N			R	2:00-3:15P	PUB AFF 2325		25			0.0
87GE	GE SEMINAR SEQUENCE	Y	148-248-200	SEM 1			W	1:00-3:50P	PUB AFF 1337	JOHANSON, C.	15	30		5.0
143B	ANCIENT COMEDY	N	148-519-200	LEC 1			TR	11:00-12:20P	DODD 167	TELO, M.	40	13		4.0
152B	ANC CITY-ROMAN WRLD	Y	148-615-200	LEC 1			TR	9:30-10:45A	PUB AFF 2325	MCDONNELL, K.J.	20	12		4.0
			RESTRIC: INSTRUCTOR CONSENT											
166B	ROMAN RELIGION	Y	148-750-200	LEC 1			TR	2:00-3:15P	DODD 167	JOHANSON, C.	40	15		4.0
169	SEX-ANCIENT WORLD	Y	148-714-200	LEC 1			TR	12:30-1:45P	DODD 146	SISSA, G.	80	14		4.0
191	HADRIAN-ENGMTC EMPR	Y	148-840-200	SEM 1			W	2:00-4:50P	PUB AFF 2325	GURVAL, R.A.	20	30	G	5.0
			RESTRIC: INSTRUCTOR CONSENT											
Classics 191, seminar 1: Hadrian: Enigmatic Emperor														
250	GREEK&ROMAN CLT&LIT	N	548-295-200	SEM 1			T	2:00-4:50P	PUB AFF 2292	MCDONNELL, K.J.	15	30		2.0/4.0
			RESTRIC: GRADUATE STUDENTS											
375	TCHNG APRNTC PRCTCM	N	548-620-201	SEM 1			UNSCHE			ECKERMAN, C.C.	7	30	SU	1.0-4.0
			RESTRIC: GRADUATE STUDENTS											
495	TEACHING CLASSICS	N	548-770-200	SEM 1			F	9:00-10:50A	DODD 232	GOLDBERG, S.M.	12	30	SU	2.0
			RESTRIC: GRADUATE STUDENTS											
Greek														
A per-unit Instructional Enhancement Fee is assessed on most L&S undergraduate nontutorial classes. See the Miscellaneous Fees chart at http://www.registrar.ucla.edu/fees/ for fee amounts.														
3	ELEMENTARY GREEK	Y	-----	LEC 1			MWF	11:00-11:50A	DODD 78	THE STAFF	40	22		5.0
			149-015-201	DIS 1A			TR	10:00-10:50A	HAINES A6		20			0.0
			149-015-202	DIS 1B			TR	1:00-1:50P	HAINES A20		20			0.0
105	EURIPIDES	Y	149-346-200	LEC 1			TR	11:00-12:15P	BUNCHE 2173	PURVES, A.C.	15	13		4.0
113	ATTIC ORATORS	Y	149-386-200	LEC 1			TR	12:30-1:45P	BUNCHE 1265	MORGAN, K.A.	15	14		4.0
200B	HIST-GREEK LITERATR	N	549-011-200	LEC 1			MW	11:00-12:30P	DODD 232	KOH, A.J.	10	30		4.0
212A	THUCYDIDES	N	549-122-201	LEC 1			R	3:00-5:50P	DODD 232	THE STAFF	10	30		2.0/4.0
250	TOPICS-ANCNT GREECE	N	549-407-200	LEC 1			W	2:00-4:50P	DODD 154	BLANK, D.L.	10	30		2.0/4.0
Latin														
A per-unit Instructional Enhancement Fee is assessed on most L&S undergraduate nontutorial classes. See the Miscellaneous Fees chart at http://www.registrar.ucla.edu/fees/ for fee amounts.														
3	ELEMENTARY LATIN	Y	-----	LEC 1			MWF	10:00-10:50A	BUNCHE 2160	GURVAL, R.A.	40	22		5.0
			150-031-201	DIS 1A			TR	10:00-10:50A	FRANZ 2288		20			0.0
			150-031-202	DIS 1B			TBA				20			0.0
			-----	LEC 2			MWF	11:00-11:50A	BUNCHE 3156	GURVAL, R.A.	40	22		5.0
			150-031-211	DIS 2A			TBA				20			0.0
			150-031-212	DIS 2B			TBA				20			0.0
101	PLAUTUS	Y	150-315-200	LEC 1			TR	2:00-3:15P	ROLFE 3115	RICHLIN, A.E.	15	15		4.0
116	ROMAN NOVEL	Y	150-391-200	LEC 1			TR	3:30-4:45P	ROLFE 3112	VINE, B.H.	15	16		4.0
201	ROMAN EPIC TRADITN	N	550-020-200	SEM 1			F	1:00-3:50P	DODD 232		10	30		2.0/4.0
			RESTRIC: GRADUATE STUDENTS											
COMMUNICATION STUDIES														
A per-unit Instructional Enhancement Fee is assessed on most L&S undergraduate nontutorial classes. See the Miscellaneous Fees chart at http://www.registrar.ucla.edu/fees/ for fee amounts.														
1	PRINC ORAL COMMCTN	N	024-001-201	LEC 1			MW	11:00-12:50P	ROLFE 3135	GREGORY, M.S.	25	04		4.0
			024-001-202	LEC 2			MW	1:00-2:50P	ROLFE 3135	KOCHIAN, J.	25	06		4.0
			024-001-203	LEC 3			MW	3:00-4:50P	ROLFE 3135	KOCHIAN, J.	25	08		4.0
			024-001-204	LEC 4			TBA			KICENSKI, K.K.	25	20		4.0
10	INTRO-COMMCTN STDS	N	-----	LEC 1			TR	3:00-4:50P	HAINES 39	SUMAN, M.W.	300	16	G	5.0
			024-030-201	DIS 1A			M	12:00-12:50P	BUNCHE 3153		25			0.0
			024-030-202	DIS 1B			M	1:00-1:50P	BUNCHE 3153		25			0.0
			024-030-203	DIS 1C			M	2:00-2:50P	BUNCHE 3153		25			0.0
			024-030-204	DIS 1D			T	9:00-9:50A	ROYCE 154		25			0.0
			024-030-205	DIS 1E			T	10:00-10:50A	ROYCE 154		25			0.0
			024-030-206	DIS 1F			T	1:00-1:50P	BUNCHE 3164		25			0.0
			024-030-207	DIS 1G			W	2:00-2:50P	BUNCHE 3156		25			0.0
			024-030-208	DIS 1H			W	3:00-3:50P	BUNCHE 3143		25			0.0
			024-030-209	DIS 1I			W	1:00-1:50P	BUNCHE 3156		25			0.0
			024-030-210	DIS 1J			R	11:00-11:50A	ROLFE 3135		25			0.0
			024-030-211	DIS 1K			R	12:00-12:50P	ROLFE 3135		25			0.0
			024-030-212	DIS 1L			R	1:00-1:50P	ROLFE 3135		25			0.0
89	HNRS-COMM STD 10	N	024-267-201	SEM 1			T	2:00-2:50P	HAINES A28	SUMAN, M.W.	20	30		1.0
			RESTRIC: INSTRUCTOR CONSENT											
Communication Studies 89, seminar 1: Honors Seminar for Communication Studies 10, Lecture 1														
			024-267-202	SEM 2			R	5:00-5:50P	ROLFE 3135	SUMAN, M.W.	20	30		1.0
			RESTRIC: INSTRUCTOR CONSENT											
Communication Studies 89, seminar 2: Honors Seminar for Communication Studies 10, Lecture 1														
100	COMMUNICATION THRY	Y	-----	LEC 1			MWF	9:00-9:50A	HAINES 220	KELLY, W.	135	02		4.0
			024-300-201	DIS 1A			M	10:00-10:50A	BUNCHE 1221A		25			0.0
			024-300-202	DIS 1B			M	4:00-4:50P	BUNCHE 1221A		25			0.0
			024-300-203	DIS 1C			M	5:00-5:50P	BUNCHE 1221A		25			0.0
			024-300-204	DIS 1D			R	9:00-9:50A	ROYCE 164		25			0.0
			024-300-205	DIS 1E			W	1:00-1:50P	BUNCHE 3170		25			0.0
			024-300-206	DIS 1F			W	12:00-12:50P	BUNCHE 3170		25			0.0
102	PRINC-ARGUMENTATION	N	024-312-200	LEC 1			TR	4:00-5:50P	ROLFE 3134	MILLER, T.E.	35	16		4.0
113	BODY LANGUAGE	N	024-378-200	LEC 1			TR	2:00-3:15P	HUMANTS A65	JOHNSON, K.	100	15		4.0

CATALOG NUMBER	COURSE TITLE	ENF REQ IM	ID NUMBER	CLS TYP	SEC	FEE	DAYS	TIME	BUILDING/ ROOM	INSTRUCTOR	ENRL CAP	XC	CR TP	UNITS
M116	COMUNCTN-CPLS&FMLYS	Y	024-396-200	LEC	1		WF	3:00- 4:15P	MOORE 100	KARNEY, B.R.	0	08		4.0
			SAME AS : PSYCH M176											
117	NEGOTIATION	N	024-402-200	LEC	1		F	12:00- 2:50P	ROLFE 3135	JOHNSON, K.	35	07	G	4.0
129	GAMING MIND	N	024-474-200	LEC	1		TR	9:30-10:45A	HUMANTS 169	STEEN, F.F.	85	12	G	4.0
130	CUL FAC-INTPER COMM	N	024-480-200	LEC	1		MWF	11:00-11:50A	DODD 161	KELLY, W.	85	04		4.0
139	SPEECH & LAW	N	024-534-200	LEC	1		R	5:00- 7:50P	DODD 175	GORIN, D.	85	16	G	4.0
140	THRY-PERSUASVE COMM	N	024-540-200	LEC	1		W	5:00- 7:50P	HAINES A18	ROSENTHAL, P.I.	50	09	G	4.0
150	COMMUNICATION RSRCH	Y	-----	LEC	1		TR	3:00- 4:50P	KNSY PV 1220B	PETERSON, S.M.	60	16	G	5.0
			RESTRICT: COMMUNICATION STUDIES MAJORS & SENIORS AND ABOVE											
			024-600-201	DIS	1A		M	2:00- 2:50P	BUNCHE 3143	FARMER, J.L.	20			0.0
			024-600-202	DIS	1B		M	5:00- 5:50P	ROLFE 3135	FARMER, J.L.	20			0.0
			024-600-203	DIS	1C		W	2:00- 2:50P	PUB AFF 1329	FARMER, J.L.	20			0.0
151	COMP-MEDIATED COMM	N	024-606-200	LEC	1		MWF	2:00- 2:50P	PUB AFF 2270	GROELING, T.J.	75	07	G	4.0
154	SOC COMM&NEW TECH	N	024-624-200	LEC	1		TR	12:30- 1:45P	HUMANTS 135	STEEN, F.F.	85	14	G	4.0
160	POLITICAL COMUNCTN	N	024-660-200	LEC	1		MWF	12:00-12:50P	PERLOFF 1102	GROELING, T.J.	100	05	G	4.0
163	PUBLIC DIPLOMACY	Y	024-678-200	SEM	1		TR	9:30-10:45A	ROLFE 3135	SANDERS, B.	25	30	G	4.0
166	COMM DYNAMIC-FILM&TV	N	024-696-200	LEC	1		TR	11:00-12:15P	ROYCE 190	PETERSON, S.M.	100	13	G	4.0
170	LEGAL COMMUNICATION	N	024-720-200	LEC	1		T	5:00- 7:50P	PERLOFF 1102	ROSENTHAL, P.I.	50	15	G	4.0
171	FREEDM-SPEECH&PRESS	Y	024-726-200	LEC	1		TR	3:30- 4:45P	BUNCHE 2209A	HUPPIN, M.A.	150	16		4.0
176	VIS COMM&SOC ADVOCY	N	024-756-200	LEC	1		M	5:00- 7:50P	FRANZ 1178	VONBLUM, P.	150	08	G	4.0
185	FLD STD-COMMUNICATN	N	024-810-200	LEC	1		T	5:00- 6:50P	ROLFE 3126	GREGORY, M.S.	50	30	PN	2.0- 4.0
			RESTRICT: JUNIORS AND ABOVE											
188SB	INDIV STD FOR USIE	Y	024-833-201	TUT	1		VAR			GROELING, T.J.	7	30	G	2.0
			RESTRICT: PETITION OR CONTRACT REQUIRED											
			024-833-202	TUT	2		VAR			GROELING, T.J.	7	30	G	2.0
			RESTRICT: PETITION OR CONTRACT REQUIRED											
			024-833-203	TUT	3		VAR			VONBLUM, P.	7	30	G	2.0
			RESTRICT: PETITION OR CONTRACT REQUIRED											

COMMUNITY HEALTH SCIENCES

19	FIAT LUX FRSHMN SEM	N	040-058-201	SEM	1		TBA		SAC		20	30	PN	1.0
			RESTRICT: FIRST-YEAR FRESHMAN											
			Community Health 19, seminar 1: Cosmo Says You're Fat? I Ain't Down with That: Nutrition and Body Image Life Skills											
			040-058-202	SEM	2		TBA		SAC		20	30	PN	1.0
			RESTRICT: FIRST-YEAR FRESHMAN											
			Community Health 19, seminar 2: Cosmo Says You're Fat? I Ain't Down with That: Nutrition and Body Image Life Skills											
90	AGING FRONTIER	N	040-270-200	LEC	1		MW	1:00- 2:50P	PUB HLT 61269	MENDEZ-LUCK, C.A.	20	06	G	4.0
			RESTRICT: UNDERGRADUATE STUDENTS ONLY											
100	INTRO-COMM HLTH SCI	N	040-301-200	LEC	1		TR	3:00- 4:50P	HLTHSCI	SIEGEL, J.M.	50	16	G	4.0
			RESTRICT: PUBLIC HEALTH MAJOR											
CM170	IMPROVING WRKR HLTH	N	-----	LEC	1		TBA		PUB HLT		0	30		4.0
			SAME AS : LBR&WS M170											
			040-721-201	FLD	1A		TBA		PUB HLT		0			0.0
179	LIFE SKILLS	N	040-774-201	SEM	1		MW	9:00-10:50A	SAC 304	MCKINNEY, K.J.	20	30		4.0
			RESTRICT: INSTRUCTOR CONSENT											
			040-774-202	SEM	2		MW	11:00- 1:50P	SAC 304	ORENSTEIN, R.	20	30		4.0
			RESTRICT: INSTRUCTOR CONSENT											
			040-774-203	SEM	3		MW	1:00- 2:50P	SAC	BROWN GARNETT, T.	20	30		4.0
			RESTRICT: INSTRUCTOR CONSENT											
			040-774-204	SEM	4		MW	3:00- 4:50P	SAC 304	VIELE, P.L.	20	30		4.0
			RESTRICT: INSTRUCTOR CONSENT											
			040-774-205	SEM	5		MW	3:00- 4:50P	SAC	BROWN GARNETT, T.	20	30		4.0
			RESTRICT: INSTRUCTOR CONSENT											
			040-774-206	SEM	6		TR	9:00-10:50A	SAC	ORENSTEIN, R.	20	30		4.0
			RESTRICT: INSTRUCTOR CONSENT											
			040-774-207	SEM	7		TR	11:00-12:50P	SAC 304	MCKINNEY, K.J.	20	30		4.0
			RESTRICT: INSTRUCTOR CONSENT											
			040-774-208	SEM	8		TR	1:00- 2:50P	SAC 304	BROWN GARNETT, T.	20	30		4.0
			RESTRICT: INSTRUCTOR CONSENT											
			040-774-209	SEM	9		TR	3:00- 4:50P	SAC 304	MCKINNEY, K.J.	20	30		4.0
			RESTRICT: INSTRUCTOR CONSENT											
			040-774-210	SEM	10		TR	3:00- 4:50P	PUB HLT	VIELE, P.L.	20	30		4.0
			RESTRICT: INSTRUCTOR CONSENT											
187B	INTRO-AT-RISK POPLN	Y	-----	LEC	1		F	1:00- 3:50P	PUB HLT	PRELIP, M.L.	40	30	G	4.0
M208	INTRO-DEMOG METHODS	N	840-048-200	LEC	1		TR	3:00- 4:50P	HAINES A82	HEUVELINE, P.C.	0	30	G	4.0
			SAME AS : BIostat M208, ECON M208, SOCIOL M213A											
211B	PROG PLAN&RSCH&EVAL	N	840-068-200	LEC	1		MW	10:00-11:50A	HLTHSCI	BOURQUE, L.B.	90	03	G	4.0
			RESTRICT: COMMUNITY HEALTH SCIENCES MAJORS											
M216	QUALTV RSCH MTHDLGY	N	840-096-200	DIS	1		R	3:00- 5:50P	PUB HLT 71257	KAGAWA SINGER, M.	15	30	G	4.0
			SAME AS : ANTHRO M284											
219	DATA ANALYSIS	Y	-----	SEM	1		M	1:00- 3:50P	PUB HLT	ANESHENSEL, C.S.	15	30	G	4.0
235	RACL HLTH DISPARITY	N	840-211-200	SEM	1		F	9:00-11:50A	PUB HLT 61262	GEE, G.C.	20	30	G	4.0
			RESTRICT: GRADUATE STUDENTS											
236	MANAGING DRUG ABUSE	N	840-217-200	LEC	1		R	12:00- 2:50P	PUB HLT 61262	IGUCHI, M.Y.	20	30	G	4.0
			RESTRICT: GRADUATE STUDENTS											
246	WMN ROLES&FMLY HLTH	N	840-276-200	LEC	1		MW	3:00- 4:50P	PUB HLT		20	30	G	4.0
247	PPLTN CHNG&PUB PLCY	N	840-282-200	LEC	1		TBA		PUB HLT	PEBLEY, A.R.	20	30	G	4.0
			RESTRICT: GRADUATE STUDENTS											
M252	HLTH POLICY ANLYSIS	N	-----	LEC	1		F	9:00-11:50A	PUB HLT 61269	NEEDLEMAN, J.	5	03	G	4.0
			SAME AS : HLT SER M233											
			RESTRICT: GRADUATE STUDENTS											
M256	INFECT DISEASE EMER	N	-----	LEC	1		M	12:00- 2:50P	HLTHSCI	DORIAN, A.	25	30	G	4.0
			SAME AS : MED M256, NURSING M298, ORL BIO M256											
M264	LATIN AM TRAD MED	N	840-383-200	LEC	1		W	10:00-12:50P	PUB HLT 41235	TAUB, B.	20	02	G	4.0
			SAME AS : ANTHRO M264, LATN AM M264											
			RESTRICT: GRADUATE STUDENTS											
270B	FOUNDTNS-CMNTY HLTH	N	840-423-200	LEC	1		W	1:00- 4:50P	PUB HLT 61235	PEBLEY, A.R.	35	06	G	4.0
			RESTRICT: COMMUNITY HEALTH SCIENCES MAJORS											
M275	HLTH&ILLNESS BEHAVR	N	-----	SEM	1		F	1:00- 3:50P	PUB HLT	BERKANOVIC, E.	8	30		4.0
			SAME AS : SOCIOL M249B											
277	ADV COMMNTY HLTH ED	N	840-463-200	LEC	1		TBA		PUB HLT	PRELIP, M.L.	20	30	G	4.0
			RESTRICT: INSTRUCTOR CONSENT											

CATALOG NUMBER	COURSE TITLE	ENF REQ IM	ID NUMBER	CLS TYP	SEC	FEE	DAYS	TIME	BUILDING/ ROOM	INSTRUCTOR	ENRL CAP	XC	CR TP	UNITS
282	CMNCT-HLTH PROMO&ED	N	840-492-200	LEC 1			T	3:00- 5:50P	PUB HLT 71257	GLIK, D.C.	30	15	G	4.0
			RESTRICT: INSTRUCTOR CONSENT											
283	HLT PRMTN-OLDR ADLT	N	840-503-200	SEM 1			M	9:00-11:50A	PUB HLT 71257	FRANK, J.C.	20	30	G	4.0
			RESTRICT: GRADUATE STUDENTS											
284	SOCIOCLTR-MNTL HLTH	N	840-505-200	DIS 1			M	1:00- 3:50P	PUB HLT 41235	ANESHENSEL, C.S.	20	30	G	4.0
			RESTRICT: GRADUATE STUDENTS											
286	DOCTORAL ROUNDTABLE	N	840-517-200	SEM 1			M	4:00- 5:50P	PUB HLT 41268	WALLACE, S.P.	50	30	SU	4.0
288	HLTH COM-PPLR MEDIA	N	-----	LEC 1			T	3:00- 5:50P	PUB HLT	GLIK, D.C.	0	30	G	4.0
			840-532-201	DIS 1A			TBA		PUB HLT		0			0.0
293	SOCL&BHVR RSCH-AIDS	N	840-559-200	DIS 1			T	1:00- 3:50P	PUB HLT 61262	MORISKY, D.E.	20	30	G	2.0- 4.0
			RESTRICT: GRADUATE STUDENTS											
296	RSRCH TPCS-COMM HLT	N	-----	DIS 1			T	10:00-12:50P	PUB HLT 41268	TAUB, B.	30	30		2.0- 4.0
			RESTRICT: GRADUATE STUDENTS											
			840-577-201	DIS 2			T	12:00- 2:50P	PUB HLT	WALLACE, S.P.	15	30		2.0- 4.0
			RESTRICT: GRADUATE STUDENTS											
375	TCHNG APRNTC PRCTCM	N	840-586-200	SEM 1			UNSCHE			VIELE, P.L.	10	30	SU	1.0- 4.0
M418	RAPD SRVY-DEV CNTRY	Y	-----	LEC 1			TR	4:00- 5:50P	PUB HLT 61269	FRERICHS, R.R.	5	16	G	4.0
			SAME AS : EPIDEM M418											
			RESTRICT: INSTRUCTOR CONSENT											
M428	CHILD&FAMILY HEALTH	N	840-656-200	SEM 1			T	8:00- 9:50A	PUB HLT 61235	DU PLESSIS, H.M.	20	30		2.0
			SAME AS : HLT SER M428											
			RESTRICT: GRADUATE STUDENTS											
433	REPRODUCTIVE HEALTH	N	840-667-200	LEC 1			W	3:00- 4:50P	PUB HLT 51279	TAVROW, P.A.	20	30	G	4.0
			RESTRICT: GRADUATE STUDENTS											
435	ADV ISS-WOMENS HLTH	N	840-665-200	SEM 1			T	12:00- 2:50P	PUB HLT 71257	UPCHURCH, D.M.	20	30	G	4.0
			RESTRICT: INSTRUCTOR CONSENT											
440	HLTH&SCRTRY-US BORDR	N	840-681-200	LEC 1			M	12:00- 1:50P	PUB HLT 61262	GREENWOOD, J.R.	15	05	G	2.0
			RESTRICT: GRADUATE STUDENTS											
443	ASSMNT-FMLY NUTRITN	N	840-686-200	LEC 1			R	12:00- 2:50P	PUB HLT 61235		20	30		4.0
			RESTRICT: GRADUATE STUDENTS											
447	HLTH&SOCIAL-MIDEAST	N	840-695-200	LEC 1			TBA		PUB HLT	GALAL, O.M.	20	30	G	4.0
			RESTRICT: GRADUATE STUDENTS											
449	NUTRITN&CHRNC DSEAS	N	-----	LEC 1			W	3:00- 5:50P	PUB HLT	KOPPLE, J.D.	20	30	G	4.0
			RESTRICT: GRADUATE STUDENTS											
452	FOOD&NUTRITN-EMRGNCY	N	840-704-200	LEC 1			F	1:00- 2:50P	PUB HLT 61235	HARRISON, G.G.	20	30	G	4.0
			RESTRICT: GRADUATE STUDENTS											
CM470	IMPROVING WRKR HLTH	N	-----	LEC 1			T	12:00- 2:50P	PUB HLT 51279	DELP, L.	30	30		4.0
			SAME AS : ENV HLT M471, URBN PL M470											
			RESTRICT: GRADUATE STUDENTS											
			840-737-201	FLD 1A			TBA		PUB HLT		0			0.0
484	RISK COMMUNICATIONS	N	840-769-200	LEC 1			R	3:00- 5:50P	PUB HLT 41235	GLIK, D.C.	20	16	G	4.0
			RESTRICT: HEALTH&ALLIED PROFESSIONAL MPH PROGR											

COMPARATIVE LITERATURE

A per-unit Instructional Enhancement Fee is assessed on most L&S undergraduate nontutorial classes. See the Miscellaneous Fees chart at <http://www.registrar.ucla.edu/fees/> for fee amounts. COMPARATIVE LITERATURE POLICY FOR ATTENDANCE AND LATE ENROLLMENT IN ALL 2W AND 4W CLASSES: The department will cancel your enrollment in any Comparative Literature 2W and 4W class if you do not attend at least one of the first two class meetings. After the first week of classes, wait-listed students may enroll in Comparative Literature 2W and 4W classes only with permission to enroll obtained from the instructor.

1D	GREAT BOOKS	N	-----	LEC 1			MWF	10:00-10:50A	ROYCE	156	KRAMER, N.M.	40	03		5.0
			152-004-201	DIS 1A			F	11:00-11:50A	HUMANTS A46			20			0.0
			152-004-202	DIS 1B			F	12:00-12:50P	HUMANTS A46			20			0.0
2CW	SRV-LIT-ENLNTMNT-20C	Y	-----	LEC 1			TR	11:00-11:50A	ROYCE 362		VIERS, C.A.	120	13	G	5.0
			152-010-201	DIS 1A			TR	12:00-12:50P	HUMANTS A46			20			0.0
			152-010-202	DIS 1B			TBA					20			0.0
			152-010-203	DIS 1C			TBA					20			0.0
			152-010-204	DIS 1D			TR	1:00- 1:50P	HUMANTS A46			20			0.0
			152-010-205	DIS 1E			TBA					20			0.0
			152-010-206	DIS 1F			TR	1:00- 1:50P	WG YOUNG 1044			20			0.0
2DW	GREAT BOOKS-WORLD	Y	-----	LEC 1			TR	10:00-10:50A	ROYCE 190		MUKHOPADHYAY, I.N.	120	13	G	5.0
			152-011-201	DIS 1A			TR	11:00-11:50A	HUMANTS A46			20			0.0
			152-011-202	DIS 1B			TBA					20			0.0
			152-011-203	DIS 1C			TR	12:00-12:50P	GEOLOGY 6704			20			0.0
			152-011-204	DIS 1D			TR	12:00-12:50P	MOORE 1003			20			0.0
			152-011-205	DIS 1E			TBA					20			0.0
			152-011-206	DIS 1F			TBA					20			0.0
4AW	ANTIQTQY TO MID AGES	Y	152-016-200	DIS 1			MW	2:00- 3:50P	HAINES A76		KOMAR, K.L.	20	30	G	5.0
4BW	MIDDLE AGES TO 17C	Y	152-017-200	DIS 1			MW	10:00-11:50A	HAINES A28		KOMAR, K.L.	20	30	G	5.0
4CW	ENLITNMNT TO 20TH C	Y	152-018-201	DIS 2			MW	4:00- 5:50P	ROYCE 148		KOMAR, K.L.	20	30	G	5.0
4DW	GREAT BOOKS	Y	152-019-200	DIS 1			TR	2:00- 3:50P	BUNCHE 2181		KOMAR, K.L.	20	30	G	5.0
			152-019-201	DIS 2			TBA				KOMAR, K.L.	20	30	G	5.0
100	INTRO TO COMP LIT	N	152-300-200	LEC 1			MW	11:00-12:50P	HUMANTS A46		HOCHBERG, G.	20	04	G	5.0
			RESTRICT: COMPARATIVE LITERATURE MAJORS												
C152	SYMBOLISM&DECADENCE	N	152-613-200	SEM 1			MW	1:00- 2:50P	ROYCE 166		LIONNET, F.	15	06		5.0
			152-613-201	SEM 2			TR	1:00- 2:50P	HUMANTS A30		LIONNET, F.	15	15		5.0
C153	POST-SYMBLST POETRY	N	152-618-200	SEM 1			TR	8:00- 9:50A	HUMANTS A46		TUCKER, K.	20	11		5.0
			152-618-201	SEM 2			TR	10:00-11:50A	LAKRETZ 101		TUCKER, K.	20	13		5.0
C187	READING ACROSS CLTR	N	152-822-200	SEM 1			TBA				ANG, S.W.	20	30		5.0
			152-822-201	SEM 2			F	10:00- 1:50P	HAINES A82			20	03		5.0
191	VARIABLE TOPICS	N	152-846-200	SEM 1			T	11:00- 1:50P	HAINES A6		CIAVOLELLA, M.	20	13		4.0
	Comparative Literature 191, seminar 1:														
			152-846-201	SEM 2			T	2:00- 4:50P	PUB AFF 1256		CIAVOLELLA, M.	20	15		4.0
	Comparative Literature 191, seminar 2:														
M251	LITS&CULTRS-MAGHREB	N	556-554-200	SEM 1			T	2:00- 4:50P	HUMANTS A46			20	15		4.0
			SAME AS : ARABIC M255												
290	CNTMP THRSY OF CRIT	Y	556-499-200	SEM 1			TBA					15	30		4.0
	Comparative Literature 290, seminar 1:														
			556-499-202	SEM 2			T	2:00- 4:50P	PUB AFF 1284		CIAVOLELLA, M.	15	30		4.0
	Comparative Literature 290, seminar 2:		RESTRICT: FRENCH.COM LIT,ROMANCE GRAD STUDENTS												
			556-499-203	SEM 3			W	2:00- 4:50P	HUMANTS A46		HOCHBERG, G.	15	30		4.0
	Comparative Literature 290, seminar 3:		RESTRICT: GRADUATE STUDENTS												
			556-499-204	SEM 4			W	2:00- 4:50P	HUMANTS 348		KAUFMAN, E.K.	15	30		4.0

CATALOG NUMBER	COURSE TITLE	ENF REQ IM	ID NUMBER	CLS TYP	SEC	FEE	DAYS	TIME	BUILDING/ ROOM	INSTRUCTOR	ENRL CAP	XC	CR TP	UNITS
			556-499-205	SEM	5		R	3:00- 5:50P	HUMANTS 348	REINHARD, K.	15	30		4.0
			556-499-206	SEM	6		M	10:00- 1:50P	LAKRETZ 100	RUSTON, S.	15	30		4.0
	Comparative Literature 290, seminar 6:			RESTRICT: COMPARATIVE LITERATURE MAJORS										
			556-499-207	SEM	7		T	5:00- 8:50P	HUMANTS A48	RUSTON, S.	15	30		4.0
			556-499-208	SEM	8		M	12:00- 3:50P	LAKRETZ 101	RUSTON, S.	15	30		4.0
M294	LITERARY THEORY	N	556-530-200	SEM	1		W	2:00- 4:50P	BUNCHE 2173		0	30		5.0
				SAME AS : ASIAN M251, ENGL M270, FRNCH M270, GERMAN M270, ITALIAN M270, SCAND M270, SPAN M294										
375	TCHNG APRNTC PRCTCM	N	556-620-200	SEM	1			UNSCHE		KOMAR, K.L.	20	30	SU	1.0- 4.0
				RESTRICT: COMPARATIVE LITERATURE MAJORS										
COMPUTER SCIENCE														
A per-unit Instructional Enhancement Fee is assessed on HSSEAS undergraduate nontutorial classes and HSSEAS graduate nontutorial classes taught concurrently with undergraduate classes. See the Miscellaneous Fees chart at http://www.registrar.ucla.edu/fees/ for fee amounts. Students who enroll in upper division HSSEAS courses without completing the prerequisites are subject to disenrollment after the second class meeting. If necessary, consult an HSSEAS counselor in 6426 Boelter Hall.														
2	GREAT IDEAS-COM SCI	N	187-002-200	LEC	1		TR	2:00- 3:50P	BOELTER 5420	DYER, M.G.	20	15		4.0
31	INTRO TO COM SCI 1	N	-----	LEC	1		MW	10:00-11:50A	FRANZ 1260	SMALLBERG, D.A.	100	28	G	4.0
				RESTRICT: UG ENGR, SEVERAL OTHER MAJORS										
			187-093-201	DIS	1A		F	10:00-11:50A	BOELTER 5420		34			0.0
			187-093-202	DIS	1B		F	12:00- 1:50P	BOELTER 5420		33			0.0
			187-093-203	DIS	1C		F	2:00- 3:50P	BOELTER 5420		33			0.0
32	INTRO TO COM SCI 2	Y	-----	LEC	1		MW	2:00- 3:50P	BOELTER 2444	SMALLBERG, D.A.	47	28	G	4.0
				RESTRICT: ALL UG ENGR MAJORS,MATH-COMP,CYBERNT										
			187-096-201	DIS	1A		F	10:00-11:50A	BOELTER 5272		23			0.0
			187-096-202	DIS	1B		F	2:00- 3:50P	BOELTER 5272		23			0.0
33	COMPUTER ORGANIZATN	Y	-----	LEC	1		MW	2:00- 3:50P	KNSY PV 1240B	ROHR, J.A.	75	28	G	5.0
				RESTRICT: ALL UG ENGR MAJORS,MATH-COMP,CYBERNT										
			187-101-201	DIS	1A		F	12:00- 1:50P	BOELTER 9436		37			0.0
			187-101-202	DIS	1B		F	2:00- 3:50P	BOELTER 9436		38			0.0
			-----	LEC	2		MW	4:00- 5:50P	KNSY PV 1240B	ROHR, J.A.	75	28	G	5.0
				RESTRICT: ALL UG ENGR MAJORS,MATH-COMP,CYBERNT										
			187-101-211	DIS	2A		F	12:00- 1:50P	BOELTER 5436		38			0.0
			187-101-212	DIS	2B		F	4:00- 5:50P	BOELTER 5436		37			0.0
35L	SOFTWARE CONST LAB	Y	187-105-201	LAB	1		MW	12:00- 1:50P	BOELTER 3760	EGGERT, P.R.	28	05	G	2.0
				RESTRICT: ALL UG ENGR MAJORS,MATH-COMP,CYBERNT										
			187-105-202	LAB	2		MW	2:00- 3:50P	BOELTER 3760	EGGERT, P.R.	28	07	G	2.0
				RESTRICT: ALL UG ENGR MAJORS,MATH-COMP,CYBERNT										
			187-105-203	LAB	3		MW	4:00- 5:50P	BOELTER 3760	EGGERT, P.R.	28	09	G	2.0
M51A	LOGC DSGN-DGTL SSTM	N	-----	LEC	1		TR	2:00- 3:50P	BOELTER 5249		0	15	G	4.0
				SAME AS : EL ENGR M16										
				RESTRICT: ALL UG ENGR MAJORS,MATH-COMP,CYBERNT										
			187-154-201	DIS	1A		F	8:00- 9:50A	BOELTER 5264		0			0.0
			187-154-202	DIS	1B		F	12:00- 1:50P	BOELTER 5419		0			0.0
101	COMPUTR SCIENCE SEM	N	-----	SEM	1		T	2:00- 2:50P	BOELTER 3400	ERCEGOVAC, M.D.	144	15	G	1.0
				RESTRICT: ALL UG ENGINEERING MAJORS										
			187-306-201	DIS	1A		R	3:00- 3:50P	BOELTER 3400		72			0.0
			187-306-202	DIS	1B		R	2:00- 2:50P	BOELTER 3400		72			0.0
111	OPERATNG SSTMS PRIN	Y	-----	LEC	1		MW	10:00-11:50A	BOTANY 325	EGGERT, P.R.	60	03	G	4.0
				RESTRICT: COM SCI, EE, CYBERNETICS JR OR SR										
			187-336-201	LAB	1A		F	10:00-11:50A	BOELTER 5249		60			0.0
M117	NETWRK-PHYSCL LAYER	N	-----	LEC	1		TR	10:00-11:50A	BOELTER 3704	BAGRODIA, R.	20	13	G	6.0
				SAME AS : EL ENGR M117										
				RESTRICT: COM SCI, CYBERNETICS JUNIORS&SENIORS										
			187-344-201	DIS	1A		W	10:00-11:50A	BOELTER 3704		10			0.0
			187-344-202	DIS	1B		W	12:00- 1:50P	BOELTER 3704		10			0.0
118	CMPTN NTRWK FNDMNTL	Y	-----	LEC	1		MW	4:00- 5:50P	BOELTER 2760	ZHANG, L.	60	28	G	4.0
				RESTRICT: COM SCI, EE, CYBERNETICS JR OR SR										
			187-350-201	DIS	1A		F	4:00- 5:50P	BOELTER 2760		60			0.0
CM124	COMPUTATNL GENETICS	N	-----	LEC	1		MW	2:00- 3:50P	WG YOUNG 2200	ESKIN, E.	15	07	G	4.0
				SAME AS : HUM GEN CM124										
				RESTRICT: COM SCI, EE, CYBERNETICS JR OR SR										
			187-444-201	DIS	1A		F	2:00- 3:50P	BOELTER 5273		15			0.0
130	SOFTWARE ENGINEERNG	Y	-----	LEC	1		MW	12:00- 1:50P	BOELTER 5440		40	05	G	4.0
			187-500-201	LAB	1A		F	12:00- 1:50P	BOELTER 5249		40			0.0
131	PROGRAMMING LANGS	Y	-----	LEC	1		TR	10:00-11:50A	BOELTER 5440	EGGERT, P.R.	30	13	G	4.0
				RESTRICT: ALL UG ENGR MAJORS,MATH-COMP,CYBERNT										
			187-510-201	LAB	1A		F	10:00-11:50A	BOELTER 5440		30			0.0
132	COMPILER CONSTRCTN	Y	-----	LEC	1		MW	2:00- 3:50P	BOELTER 5436	PALSBERG, J.	20	07	G	4.0
				RESTRICT: UG ENGR, SEVERAL OTHER MAJORS										
			187-545-201	DIS	1A		F	2:00- 3:50P	BOELTER 5436		20			0.0
M151B	COMPUTR SYSTMS ARCH	Y	-----	LEC	1		MW	10:00-11:50A	ROYCE 154	TAMIR, Y.	45	03	G	4.0
				SAME AS : EL ENGR M116C										
				RESTRICT: UG ENGR, CYBERNETICS, ENV SCI MAJORS										
			187-650-201	DIS	1A		F	10:00-11:50A	GEOLOGY 6704		45			0.0
M152A	DIGITAL DESIGN LAB	Y	187-686-201	LAB	1		MW	10:00-11:50A	BOELTER 3424	SARRAFZADEH, M.	20	03	G	2.0
				SAME AS : EL ENGR M116L										
				RESTRICT: UG ENGR, CYBERNETICS, ENV SCI MAJORS										
			187-686-202	LAB	2		MW	2:00- 3:50P	BOELTER 3424	SARRAFZADEH, M.	20	07	G	2.0
				RESTRICT: UG ENGR, CYBERNETICS, ENV SCI MAJORS										
152B	DGTL DSGN PROJ LAB	Y	187-689-201	LAB	1		MWF	12:00- 1:50P	BOELTER 3436	SARRAFZADEH, M.	20	30	G	4.0
				RESTRICT: UG ENGR, CYBERNETICS, ENV SCI MAJORS										
			187-689-202	LAB	2		TRF	2:00- 3:50P	BOELTER 3436	SARRAFZADEH, M.	20	30	G	4.0
				RESTRICT: UG ENGR, CYBERNETICS, ENV SCI MAJORS										
			187-689-203	LAB	3		MWF	4:00- 5:50P	BOELTER 3436	SARRAFZADEH, M.	15	30	G	4.0
161	ARTIFICL INTELLIGNC	Y	-----	LEC	1		MW	8:00- 9:50A	BOELTER 5440	DARWICHE, A.Y.	50	01	G	4.0
				RESTRICT: ALL UG ENGR MAJORS,MATH-COMP,CYBERNT										
			187-696-201	DIS	1A		F	8:00- 9:50A	BOELTER 5273		25			0.0
			187-696-202	DIS	1B		F	12:00- 1:50P	BOELTER 5272		25			0.0
170A	MATH MODELING&MTHDS	Y	-----	LEC	1		TR	10:00-11:50A	BOELTER 3760	PARKER, D.S.	28	13	G	4.0
				RESTRICT: COM SCI, CYBERNETICS JUNIORS&SENIORS										
			187-710-201	LAB	1A		F	10:00-11:50A	BOELTER 3760		28			0.0

90 / CONSERVATION OF ARCHAEOLOGICAL AND ETHNOGRAPHIC MATERIALS

Spring 2009

CATALOG NUMBER	COURSE TITLE	ENF REQ IM	ID NUMBER	CLS TYP	SEC	FEE	DAYS	TIME	BUILDING/ ROOM	INSTRUCTOR	ENRL CAP	XC	CR TP	UNITS
M171L	DATA COMM SSTMS LAB	N	187-709-200	LAB	1		M	10:00- 1:50P R 12:00- 1:50P	BOELTER 3704 BOELTER 3704	DZHANIDZE, R.P.	0	01	G	2.0- 4.0
				SAME AS : EL ENGR M171L RESTRICT: COM SCI, EE, CYBERNETICS JR OR SR										
174B	3D PHOTO&RENDERING	Y	187-721-201	LEC	1			4:00- 5:50P	BOELTER 2444	SOATTO, S.	40	16	G	4.0
								4:00- 5:50P	BOELTER 2444		40			0.0
180	ALGORITHMS&COMPLXTY	Y	187-780-201	LEC	1			10:00-11:50A	BOELTER 2760	OSTROVSKY, R.	50	13	G	4.0
				RESTRICT: COM SCI, EE, CYBERNETICS JR OR SR										
181	FORML LANGS&AUTOMTA	Y	187-780-201	DIS	1A			10:00-11:50A	BOELTER 2444		60			0.0
								12:00- 1:50P	BOELTER 5273	GREIBACH, S.A.	45	05	G	4.0
				RESTRICT: ALL UG ENGR MAJORS,MATH-COMP,CYBERNT										
183	INTRO-CRYPTOGRAPHY	Y	187-787-201	DIS	1A			12:00- 1:50P	BOELTER 5264		45			0.0
								2:00- 3:50P	BOELTER 5420		0	07	G	4.0
								2:00- 3:50P	BOELTER 5252		20			0.0
CM186C	BIOMODELNG RESEARCH	Y	187-799-201	DIS	1A					DISTEFANO, J.J.	0	20	G	2.0- 4.0
				SAME AS : BIOMED CM186C, C&S BIO M186C										
											0			0.0
194	RESEARCH GROUP SEM	N	187-819-201	DIS	1A					SAHAI, A.	0	30	G	4.0
								9:00- 9:50A	BOELTER 5514					
				RESTRICT: COMPUTER SCIENCE JUNIORS AND SENIORS										
201	COMPUTR SCIENCE SEM	N	587-005-200	SEM	1			4:00- 5:50P	BOELTER 3400	REINMAN, G.D.	150	16	SU	2.0
				RESTRICT: COMPUTER SCIENCE GRAD STUDENTS										
217B	INTERNET RESEARCH	Y	587-104-200	LEC	1			10:00-11:50A	MOORE 1003	ZHANG, L.	25	13	G	4.0
				RESTRICT: GRADUATE STUDENTS										
219	CMP SYST MDLNG ANLY	N	587-114-201	LEC	1			10:00-11:50A	PUB AFF 2242	ESTRIN, D.L.	20	03	G	2.0-12.0
				RESTRICT: GRADUATE STUDENTS										
CM224	COMPUTATNL GENETICS	N	587-144-201	LEC	1			2:00- 3:50P	WG YOUNG 2200	ESKIN, E.	11	07	G	4.0
				SAME AS : HUM GEN CM224										
				RESTRICT: COMPUTER SCIENCE GRAD STUDENTS										
236	COMPUTER SECURITY	N	587-217-280	DIS	80			2:00- 3:50P	BOELTER 5273	REIHER, P.L.	11			0.0
								UNSCHE			0	30	G	4.0
				RESTRICT: ON-LINE MASTERS PROGRAM										
239	CMPTR PROG LANG&SYS	N	587-232-201	LEC	1			12:00- 1:50P	MOORE 1003	MILLSTEIN, T.D.	25	30	G	2.0-12.0
				RESTRICT: COMPUTER SCIENCE GRAD STUDENTS										
				Computer Science 239, lecture 1:										
240B	ADV DATA&KNOW BASES	N	587-239-200	LEC	1			4:00- 5:50P	BOELTER 5420	ZANIOLO, C.	25	09	G	4.0
				RESTRICT: GRADUATE STUDENTS										
241B	PCTRL&MLTMEDIA DTBS	Y	587-244-200	LEC	1			10:00-11:50A	ROYCE 162	CARDENAS, A.F.	25	03	G	4.0
				RESTRICT: GRADUATE STUDENTS										
245A	INTELGNT INFO SSTMS	N	587-270-200	LEC	1			1:00- 2:50P	HAINES A82	CHU, W.W.	25	06	G	4.0
				RESTRICT: GRADUATE STUDENTS										
249	CUR TOP-DATA STRCTR	N	587-294-201	LEC	1			10:00-11:50A	BOELTER 5252		25	03	G	2.0-12.0
258F	PHYSICL DESIGN-VLSI	N	587-353-200	LEC	1						25	20	G	4.0
259	COMPTR SCI-SYS DSGN	N	587-357-201	LEC	1			10:00-11:50A	BOELTER 4283	REINMAN, G.D.	25	03	G	2.0-12.0
				RESTRICT: COMPUTER SCIENCE GRAD STUDENTS										
262Z	CRNT TPCS-CGNTV SYS	N	587-379-200	LEC	1			2:00- 3:50P	BOELTER 4283	PEARL, J.	25	07	G	4.0
				RESTRICT: GRADUATE STUDENTS										
263B	CONNCTNST LANG PROC	Y	587-383-200	LEC	1			10:00-11:50A	BOELTER 5422		25	13	G	4.0
269	ARTIFICL INTELLIGNC	N	587-410-201	SEM	1			6:00- 7:50P	BOELTER 5272		25	30	G	2.0- 4.0
				RESTRICT: GRADUATE STUDENTS										
279	TPC CMPTR SCI MTHDL	N	587-478-200	LEC	1			2:00- 3:50P	BOELTER 5252	SOATTO, S.	25	15	G	2.0-12.0
				RESTRICT: GRADUATE STUDENTS										
CM286C	BIOMODELNG RESEARCH	Y	587-520-201	DIS	1A					DISTEFANO, J.J.	0	20	G	2.0- 4.0
				SAME AS : BIOMED CM286C										
											0			0.0
288S	THEORETICAL COM SCI	N	587-538-201	SEM	1			2:00- 3:50P	BOELTER 4283	MEYERSON, A.W.	10	30	SU	2.0
				RESTRICT: GRADUATE STUDENTS										
289P	CUR TPCS CMPTR THRY	N	587-560-200	LEC	1			2:00- 3:50P	BOELTER 4283		25	30	G	2.0-12.0
289RA	RANDOMIZD ALGORITHM	N	587-562-200	LEC	1			10:00-11:50A	MOORE 1003	GAFNI, E.M.	25	30	G	4.0
				RESTRICT: GRADUATE STUDENTS										

CONSERVATION OF ARCHAEOLOGICAL AND ETHNOGRAPHIC MATERIALS

A per-unit Instructional Enhancement Fee is assessed on most L&S undergraduate nontutorial classes. See the Miscellaneous Fees chart at <http://www.registrar.ucla.edu/fees/> for fee amounts.

238	ORGANIC MATRLS II	Y	539-228-200	SEM	1			11:00- 4:50P	OFF CAM	PEARLSTEIN, E.J.	5	30	G	4.0
				RESTRICT: CNSRVTN-ARCHLGCLÐNOGRPHC MATERIAL										
239	INORGANIC MTRLS III	N	539-234-201	SEM	1			10:30- 4:50P	OFF CAM	SCOTT, D.A.	5	30	G	4.0
				RESTRICT: CNSRVTN-ARCHLGCLÐNOGRPHC MATERIAL										
242	MANAGNG COLLECTIONS	N	539-252-200	LAB	1A				OFF CAM	SCOTT, D.A. PEARLSTEIN, E.J.	6 0			0.0 4.0
												30	G	

DENTISTRY

Oral Biology

201C	ORL BIO-PATHOBIOLOGY	N	576-025-200	LEC	1			12:00-12:50P	DENT A3011	CHIU, R.H.	30	05		3.0
209	SCIENTIFIC ETHICS	N	576-062-200	LEC	1			12:00-12:50P	DENT A3011	JUNGE, D.	30	16	G	2.0
234	NEUROENDOCRINEIMMUN	N	576-204-200	SEM	1			1:30- 3:20P	DENT A3011	CHIAPPELLI, F.	10	30		2.0
M256	INFECT DISEASE EMER	N	576-356-200	LEC	1			12:00- 2:50P	HLTHSCI	DORIAN, A.	5	30	G	4.0
				SAME AS : COM HLT M256, MED M256, NURSING M298										
260	ORAL BIOLOGY SEM	N	576-360-200	SEM	1			12:00-12:50P	DENT 13041	WANG, C.Y.	60	30	SU	0.5

DESIGN I MEDIA ARTS

11A	DESIGN HISTORY I	Y	141-034-200	LEC	1			1:00- 3:50P	BROAD 2100A	CHAPMAN, J.	50	30		5.0
				RESTRICT: DESIGN OR DESIGN MEDIA MAJORS										
22	FORM	N	141-066-200	STU	1			9:00-11:50A	BROAD 5240	ISRAEL, R.A.	18	30		4.0
				RESTRICT: DESIGN OR DESIGN MEDIA MAJORS										
24	MOTION	N	141-073-200	STU	1			9:00-11:50A	BROAD 4230	WALSH, G.J.	20	30		4.0
				RESTRICT: DESIGN OR DESIGN MEDIA MAJORS										
25	TYPOGRAPHY	N	141-076-200	STU	1			9:00-11:50A	BROAD 4240	BARR, C.J.	18	30		4.0
				RESTRICT: DESIGN OR DESIGN MEDIA MAJORS										
28	INTERACTIVITY	N	141-085-200	STU	1			2:00- 4:50P	BROAD 4240	HOUCK, J.D.	18	30		4.0
				RESTRICT: DESIGN OR DESIGN MEDIA MAJORS										

CATALOG NUMBER	COURSE TITLE	ENF REQ IM	ID NUMBER	CLS TYP	SEC	FEE	DAYS	TIME	BUILDING/ ROOM	INSTRUCTOR	ENRL CAP	XC	CR TP	UNITS
C152B	INTERACTIVE MEDIA 2	Y	141-615-200	STU 1			TR	9:00-11:50A	BROAD 4250	MCWILLIAMS, C.B.	20	30	G	5.0
			RESTRICT: DESIGN OR DESIGN/MEDIA MAJORS											
153A	VIDEO 1	N	141-621-200	STU 1			TR	9:00-11:50A	BROAD 3261	STAGG, J.C.	20	30		5.0
153B	VIDEO 2	Y	141-622-200	STU 1			TR	2:00- 4:50P	BROAD 3261	MOELLER, C.A.	20	30		5.0
			RESTRICT: DESIGN OR DESIGN/MEDIA MAJORS											
154A	VISUAL COMMUNICTN 1	Y	141-623-200	STU 1			TR	2:00- 4:50P	BROAD 4230	BARR, C.J.	20	30		5.0
155	TYPOGRPHY IN MOTION	Y	141-632-200	STU 1			TR	9:00-11:50A	BROAD 4230	THE STAFF	18	30		5.0
			RESTRICT: DESIGN OR DESIGN/MEDIA MAJORS											
157B	GAMING 2	Y	141-645-200	STU 1			MW	2:00- 4:50P	BROAD 4230	STERN, E.I.	20	30		5.0
			RESTRICT: DESIGN OR DESIGN/MEDIA MAJORS											
158	ENVIRNMNTL COMUNCTN	Y	141-649-200	STU 1			MW	2:00- 4:50P	BROAD 4250	MENDEZ, R.	20	30		5.0
159	SENIOR PROJECT	Y	141-654-200	STU 1			MW	9:00-11:50A	BROAD 4250	LUCAS, W.H.	18	30	G	5.0
			RESTRICT: DESIGN OR DESIGN/MEDIA MAJORS											
160	TOPICS-AREA STUDIES	Y	141-660-200	STU 1			MW	12:00- 2:50P	BROAD 3261	SCHNURR, A.A.	20	30	G	5.0
			RESTRICT: DESIGN OR DESIGN/MEDIA MAJORS											
			141-660-201	STU 2			TR	3:00- 5:50P	SMB 1200	ISRAEL, R.A.	20	30	G	5.0
			RESTRICT: DESIGN OR DESIGN/MEDIA MAJORS											
			141-660-202	STU 3			MW	9:00-11:50A	BROAD 4240	O'LEARY, C.R.	20	30	G	5.0
161A	CREATIVE INTERNET	Y	141-666-200	STU 1			MW	9:00-11:50A	BROAD 4220	REAS, C.	20	30	G	5.0
161B	DYNAMIC INTERNET	Y	141-667-200	STU 1			TR	2:00- 4:50P	BROAD 4250	MCWILLIAMS, C.B.	20	30	G	5.0
			RESTRICT: DESIGN OR DESIGN/MEDIA MAJORS											
180	PROSEMINAR-DESIGN	N	141-780-200	SEM 1			TR	2:00- 4:50P	BROAD 5240	MIHICH, V.V.	20	30	G	5.0
C252B	INTERACTIVE MEDIA 2	N	541-314-200	STU 1			TR	9:00-11:50A	BROAD 4250	MCWILLIAMS, C.B.	5	30	G	5.0
			RESTRICT: DESIGN OR DESIGN/MEDIA MAJORS											
M259	DATA & MEDIA ARTS	N	541-354-200	STU 1			T	9:00-11:50A	BROAD		10	30	G	4.0
			SAME AS : STATS M237											
			RESTRICT: DESIGN OR DESIGN/MEDIA MAJORS											
289	SPECL TOPICS-DESIGN	N	541-534-200	SEM 1			F	9:00-11:50A	BROAD 3246	LUNENFELD, P.B.	20	03	G	2.0- 8.0
			RESTRICT: DESIGN OR DESIGN/MEDIA MAJORS											
401	DESMA STUDIO 1	N	541-602-200	STU 1			M	5:00- 7:50P	BROAD 4251	LUCAS, W.H.	11	30	G	2.0- 8.0
			RESTRICT: DESIGN OR DESIGN/MEDIA MAJORS											
402	DESMA STUDIO 2	N	541-604-200	STU 1			M	5:00- 7:50P	BROAD 3211	VESNA, V.	9	30	G	2.0- 8.0
			RESTRICT: DESIGN OR DESIGN/MEDIA MAJORS											

DISABILITY STUDIES

A per-unit Instructional Enhancement Fee is assessed on most L&S undergraduate nontutorial classes. See the Miscellaneous Fees chart at <http://www.registrar.ucla.edu/fees/> for fee amounts.

101	PRSPCTVS-DSBLTY STD	N	028-306-200	SEM 1			W	12:00- 2:50P	KNUDSEN 6107		0	06	G	5.0
-----	---------------------	---	-------------	-------	--	--	---	--------------	--------------	--	---	----	---	-----

EARTH AND SPACE SCIENCES

A per-unit Instructional Enhancement Fee is assessed on most L&S undergraduate nontutorial classes. See the Miscellaneous Fees chart at <http://www.registrar.ucla.edu/fees/> for fee amounts.

8	EARTHQUAKES	N	-----	LEC 1			TR	9:30-10:45A	MS 4000A	HARRISON, T.M.	198	12		5.0
			178-048-201	DIS 1A			T	12:00-12:50P	GEOLOGY 3820		22			0.0
			178-048-202	DIS 1B			T	1:00- 1:50P	GEOLOGY 3820		22			0.0
			178-048-203	DIS 1C			T	2:00- 2:50P	GEOLOGY 3820		22			0.0
			178-048-204	DIS 1D			T	3:00- 3:50P	GEOLOGY 3820		22			0.0
			178-048-205	DIS 1E			T	4:00- 4:50P	GEOLOGY 3820		22			0.0
			178-048-206	DIS 1F			W	1:00- 1:50P	GEOLOGY 3820		22			0.0
			178-048-207	DIS 1G			W	2:00- 2:50P	GEOLOGY 3820		22			0.0
			178-048-208	DIS 1H			W	3:00- 3:50P	GEOLOGY 3820		22			0.0
			178-048-209	DIS 1I			W	4:00- 4:50P	GEOLOGY 3820		22			0.0
9	SOLAR SYSTM&PLANETS	N	-----	LEC 1			TR	9:30-10:45A	GEOLOGY 3656	ANGELOPOULOS, V.	75	12		4.0
			178-055-201	DIS 1A			R	1:00- 1:50P	GEOLOGY 4691	NUGENT, C.R.	25			0.0
			178-055-202	DIS 1B			R	2:00- 2:50P	GEOLOGY 4691	NUGENT, C.R.	25			0.0
			178-055-203	DIS 1C			R	3:00- 3:50P	GEOLOGY 4691	NUGENT, C.R.	25			0.0
			-----	LEC 2			TR	2:00- 3:15P	GEOLOGY 3656	MARGOT, J.C.	75	15		4.0
			178-055-221	DIS 2A			R	10:00-10:50A	GEOLOGY 4691	SIEGLER, M.A.	25			0.0
			178-055-222	DIS 2B			R	11:00-11:50A	GEOLOGY 4691	SIEGLER, M.A.	25			0.0
			178-055-223	DIS 2C			R	12:00-12:50P	GEOLOGY 4691	SIEGLER, M.A.	25			0.0
			For Earth and Space Sciences 20, contact hall@ess.ucla.edu for additional information about the course and an enrollment application.											
20	NAT HST-SOUTHRN CAL	N	-----	LEC 1			RF	1:00- 1:50P	GEOLOGY 5655	HALL JR, C.A.	20	15		5.0
			RESTRICT: INSTRUCTOR CONSENT											
			178-120-201	LAB 1A			F	2:00- 4:50P	GEOLOGY 5655	HALL JR, C.A.	20			0.0
			RESTRICT: INSTRUCTOR CONSENT											
103A	IGNEOUS PETROLOGY	Y	-----	LEC 1			MWF	1:00- 1:50P	GEOLOGY 4641	SCHMITT, A.K.	25	06		6.0
			178-319-201	LAB 1A			WF	2:00- 4:50P	GEOLOGY 4641	HUNT, J.D.	25			0.0
103C	METAMRPHC PETROLOGY	Y	-----	LEC 1			MWF	9:00- 9:50A	GEOLOGY 4653	MANNING, C.E.	25	02		6.0
			178-321-201	LAB 1A			MW	10:00-12:50P	GEOLOGY 4653	LAZAR, G.C.	25			0.0
C109	ISOTOPE GEOCHEM	N	178-356-200	LEC 1			TBA		GEOLOGY	YOUNG, E.D.	20	20		4.0
119	CONT DRFT&PLT TCTNC	Y	178-422-200	LEC 1			TR	2:30- 3:45P	GEOLOGY 3645	BIRD, G.P.	25	15		4.0
121	ADV FIELD GEOLOGY	Y	-----	LEC 1			VAR		GEOLOGY	YIN, A.	20	30		8.0
			RESTRICT: DEPARTMENT CONSENT											
			178-434-201	FLD 1A			UNSCHE		OFF CAM	YIN, A.	20			0.0
133	HIST®IONAL GEOL	Y	-----	LEC 1			TR	1:00- 2:15P	GEOLOGY 3645	INGERSOLL, R.V.	20	15		4.0
			178-501-201	DIS 1A			F	11:00- 1:50P	GEOLOGY 3645	INGERSOLL, R.V.	20			0.0
135	INT-APLD GEOPHYSICS	Y	-----	LEC 1			TR	9:30-10:45A	GEOLOGY 3645	JACKSON, D.D.	20	12		4.0
			178-512-201	LAB 1A			M	2:00- 4:50P	GEOLOGY 4691	STUBAILO, I.	20			0.0
136A	APPLIED GEOPHYSICS	Y	178-517-200	LEC 1			TBA		GEOLOGY	BOYCE, C.D.	10	30		4.0
136B	APPLIED GEOPHYSICS	Y	178-521-200	LEC 1			TBA		GEOLOGY	MCPHERRON, R.L.	10	30		4.0
136C	FIELD GEOPHYSICS	Y	178-522-200	LEC 1			TBA		GEOLOGY	DAVIS, P.M.	10	30		6.0
193C	JOURNAL CLUB SEM	N	178-844-200	SEM 1			R	3:30- 5:20P	GEOLOGY 3656	WALKER, R.J.	10	30	PN	1.0
208	GEO THERMICS	N	578-038-200	LEC 1			TBA		GEOLOGY	SCHUBERT, G.	10	30		4.0
C209	ISOTOPE GEOCHEM	N	578-042-200	LEC 1			TBA		GEOLOGY	YOUNG, E.D.	10	20		4.0
M224A	ELASTODYNAMICS	N	578-143-200	LEC 1			MW	10:00-11:50A	BUNCHE 3157		5	03	G	4.0
			SAME AS : MECH&AE M257A											
235C	CURRNT RSCH-GEOCHEM	N	578-212-200	DIS 1			W	4:00- 5:20P	GEOLOGY 4660	SCHAUBLE, E.A.	15	30	SU	1.0
			RESTRICT: GRADUATE STUDENTS											
240	SPACE PLASMA PHYSCS	Y	578-242-200	LEC 1			TBA		GEOLOGY	KIVELSON, M.G.	15	30		4.0
245C	RESEARCH-TECTONICS	N	578-271-200	SEM 1			M	4:00- 4:50P	GEOLOGY 3645	THE STAFF	15	30	SU	1.0
			RESTRICT: GRADUATE STUDENTS											
255	STRUCT GEOL&TECTNCS	N	578-330-200	SEM 1			TBA		GEOLOGY	PELTZER, G.F.	15	30		4.0
275	GEOCOMPLEXITY&QUAKE	N	578-450-200	LEC 1			TBA		GEOLOGY	KEILIS-BOROK, V.	10	30	G	4.0

CATALOG NUMBER	COURSE TITLE	ENF REQ IM	ID NUMBER	CLS TYP	SEC	FEE	DAYS	TIME	BUILDING/ ROOM	INSTRUCTOR	ENRL CAP	XC	CR TP	UNITS
M285	ORIGIN&EVOL-SOL SYS	N	578-510-200	LEC	1		TBA		GEOLOGY	MCKEEGAN, K.D.	15	30	SU	4.0
			SAME AS : ASTR M285											
286C	SEM-PLANETOLOGY	N	578-518-200	SEM	1		R	12:00-12:50P	GEOLOGY 4677	AURNOU, J.M.	15	30	SU	2.0
287C	SEISMLGY&EARTH INTR	N	578-526-200	SEM	1		W	12:00-12:50P	GEOLOGY 1707	BOYCE, C.D.	15	30	SU	2.0
			RESTRIC: GRADUATE STUDENTS											
M288C	SEM-SPACE PHYSICS	N	578-534-200	SEM	1		F	3:30- 4:50P	GEOLOGY 6704	RUSSELL, C.T.	10	30	SU	2.0
			SAME AS : A&O SCI M275C											
293C	SPACE PHYS JOURNAL	N	578-538-200	SEM	1		TBA		GEOLOGY	RUSSELL, C.T.	20	30	SU	1.0
			RESTRIC: GRADUATE STUDENTS											
295C	CURNT RSRCH-E&S SCI	N	578-575-200	LEC	1		R	3:30- 5:20P	GEOLOGY 3656	WALKER, R.J.	30	30	SU	1.0
			RESTRIC: GRADUATE STUDENTS											
C296D	THRML EVOL-LITHSPHR	N	578-546-200	RGP	1		TBA			HARRISON, T.M.	10	30	SU	1.0
			RESTRIC: GRADUATE STUDENTS											
C296G	PLNTRY&ORBTL DYNAMC	N	578-550-200	RGP	1		VAR			KEILIS-BOROK, V.	10	30	SU	1.0
			RESTRIC: GRADUATE STUDENTS											
C296J	METAMRPHC PETROLOGY	N	578-553-200	RGP	1		VAR			MANNING, C.E.	10	30	SU	1.0
			RESTRIC: GRADUATE STUDENTS											
C296R	PLNTRY&SPACE PHYSCS	N	578-561-200	RGP	1		VAR			RUSSELL, C.T.	10	30	SU	1.0
			RESTRIC: GRADUATE STUDENTS											
298	ADVANCED TOPICS	N	578-590-200	LEC	1		TBA			SCHOPF, J.W.	10	30		2.0- 4.0
			578-590-201	LEC	2		TBA			SCHUBERT, G.	10	30		2.0- 4.0

ECOLOGY AND EVOLUTIONARY BIOLOGY

A per-unit Instructional Enhancement Fee is assessed on most L&S undergraduate nontutorial classes. See the Miscellaneous Fees chart at <http://www.registrar.ucla.edu/fees/> for fee amounts.

19	FIAT LUX FRSHMN SEM	N	128-057-201	SEM	1		TBA			BUTH, D.G.	20	30	PN	1.0
			RESTRIC: FIRST-YEAR FRESHMAN											
98T	SCI&ANML BHVR-MEDIA	N	128-295-200	SEM	1		M	11:00- 1:50P	ROLFE 3106	ROSSI, B.H.	20	30	G	5.0
			Ecology and Evolutionary Biology 19, seminar 1: Parasites: Eating Us Alive											
			For EE Biology 100, there will be one midterm examination from 5 to 8 p.m. Tuesday, May 5, 2009.											
100	INTRO-ECOL&BEHAVIOR	Y	-----	LEC	1		TR	9:30-10:45A	WG YOUNG CS76	HALPIN, P.M.	200	12	G	5.0
			128-300-201	DIS	1A		T	11:00-12:50P	MS 5225		20			0.0
			128-300-202	DIS	1B		T	1:00- 2:50P	MS 5225		20			0.0
			128-300-203	DIS	1C		W	8:00- 9:50A	FRANZ 2288		20			0.0
			128-300-204	DIS	1D		W	10:00-11:50A	FRANZ 2288		20			0.0
			128-300-205	DIS	1E		W	12:00- 1:50P	FRANZ 2288		20			0.0
			128-300-206	DIS	1F		R	11:00-12:50P	MS 5225		20			0.0
			128-300-207	DIS	1G		R	1:00- 2:50P	MS 5225		20			0.0
			128-300-208	DIS	1H		F	9:00-10:50A	MS 5225		20			0.0
			128-300-209	DIS	1I		F	11:00-12:50P	MS 5225		20			0.0
			128-300-210	DIS	1J		F	1:00- 2:50P	MS 5225		20			0.0
103	PLANT EVOLTN&SSTMTC	Y	-----	LEC	1		TR	9:30-10:45A	BOTANY 325	GIBSON, A.C.	50	12	G	5.0
			RESTRIC: EBE,MARINE,PLANT,BIO,CNSRVTN BIO											
			128-318-201	LAB	1A		TR	11:00-12:15P	BOTANY 109		25			0.0
			128-318-202	LAB	1B		TR	12:30- 1:45P	BOTANY 109		25			0.0
105	BIOLOGY-INVERTEBRTS	Y	-----	LEC	1		MW	9:00-10:20A	LAKRETZ 120	ZIMMER, C.A.	40	02		6.0
			128-330-201	LAB	1A		TR	9:00-11:50A	LS 1315		20			0.0
			128-330-202	LAB	1B		TR	1:00- 3:50P	LS 1315		20			0.0
121	MOLECULAR EVOLUTION	Y	-----	LEC	1		TR	2:00- 3:15P	FRANZ 1260	BRUNK, C.F.	130	15	G	4.0
			128-426-201	DIS	1A		W	9:00- 9:50A	GEOLOGY 4660		28			0.0
			128-426-202	DIS	1B		W	12:00-12:50P	GEOLOGY 4660		28			0.0
			128-426-203	DIS	1C		R	11:00-11:50A	GEOLOGY 4660		28			0.0
			128-426-204	DIS	1D		F	10:00-10:50A	GEOLOGY 4660		28			0.0
132	FIELD BHVRL ECOLOGY	Y	-----	LEC	1		TBA		OFF CAM	NONACS, P.N.	24	30	G	8.0
			RESTRIC: DEPARTMENT CONSENT											
			128-492-201	LAB	1A		TBA		OFF CAM		24			0.0
135	POPULATION GENETICS	Y	-----	LEC	1		TR	12:30- 1:45P	BOTANY 325	TAYLOR, C.E.	60	14	G	4.0
			128-510-201	DIS	1A		R	2:30- 3:20P	LAKRETZ 100		15			0.0
			128-510-202	DIS	1B		R	3:30- 4:20P	LAKRETZ 100		15			0.0
			128-510-203	DIS	1C		F	9:00- 9:50A	LAKRETZ 100		15			0.0
			128-510-204	DIS	1D		F	10:00-10:50A	LAKRETZ 100		15			0.0
151B	FIELD TRPCL ECOLOGY	Y	-----	FLD	1		TBA		OFF CAM	LARISON, B.J.	24	30	G	8.0
			RESTRIC: DEPARTMENT CONSENT											
154	CALIFORNIA ECOSSTMS	Y	-----	LEC	1		TR	11:00-12:15P	LAKRETZ 120	RUNDEL, P.W.	22	30		5.0
			128-624-201	LAB	1A		R	1:00- 5:20P	LS 1113		22			0.0
162	PLANT PHYSIOLOGY	Y	-----	LEC	1	\$ 25	TR	11:00-12:15P	BOTANY 325	SACK, L.	80	13	G	6.0
			RESTRIC: EBE,MARINE,PLANT,BIO,CNSRVTN BIO											
			128-672-201	LAB	1A		T	1:30- 4:50P	WG YOUNG 2337		20			0.0
			128-672-202	LAB	1B		W	1:30- 4:50P	WG YOUNG 2337		20			0.0
			128-672-203	LAB	1C		R	1:30- 4:50P	WG YOUNG 2337		20			0.0
			128-672-204	LAB	1D		F	1:30- 4:50P	WG YOUNG 2337		20			0.0
170	ANIML ENVIR PHYSIOL	Y	-----	LEC	1		MWF	11:00-11:50A	LAKRETZ 120	GORDON, M.S.	30	04	G	6.0
			128-720-201	LAB	1A		MW	1:00- 3:50P	LS 5309		15			0.0
			128-720-202	LAB	1B		TR	1:00- 3:50P	LS 5309		15			0.0
M226	BIOLGCL EMERGENCIES	Y	528-156-200	LEC	1		MW	3:00- 4:50P	HLTHSCI 33105A	LAYNE, S.P.	10	30	G	4.0
			SAME AS : EPIDEM M226											
235	POPULATION GENETICS	N	-----	LEC	1		TR	12:30- 1:45P	BOTANY 325	TAYLOR, C.E.	10	14		4.0
			RESTRIC: BIO,MB,MIMG,BIOCH,CHM,MCD,MC&IP GRAD											
			528-210-201	DIS	1A		R	2:30- 3:20P	LAKRETZ 100		10			0.0
263	POPULATION GENETICS	N	528-378-200	SEM	1		TBA		LS	TAYLOR, C.E.	20	30		2.0/ 4.0
			RESTRIC: BIO,MB,MIMG,BIOCH,CHM,MCD,MC&IP GRAD											
495	TCHG BIOL-HGHR EDUC	N	528-790-200	SEM	1		TBA			FONG, P.M.	25	30	SU	2.0
			RESTRIC: BIO,MB,MIMG,BIOCH,CHM,MCD,MC&IP GRAD											

CATALOG NUMBER	COURSE TITLE	ENF REQ IM	ID NUMBER	CLS TYP	SEC	FEE	DAYS	TIME	BUILDING/ ROOM	INSTRUCTOR	ENRL CAP	XC	CR TP	UNITS
ECONOMICS														
A per-unit Instructional Enhancement Fee is assessed on most L&S undergraduate nontutorial classes. See the Miscellaneous Fees chart at http://www.registrar.ucla.edu/fees/ for fee amounts. For all undergraduate economics courses except Economics 1, 2, and 19, enrollment is not allowed until the first enrollment pass.														
1	PRIN OF ECONOMICS	N	-----	LEC	1		MW	8:00- 9:15A	BROAD 2160E	BRESNOCK, A.E.	312	01		4.0
			180-004-201	QIZ	1A		M	12:00-12:50P	HAINES A44		24			0.0
			180-004-202	QIZ	1B		M	4:00- 4:50P	BUNCHE 2168		24			0.0
			180-004-203	QIZ	1C		F	10:00-10:50A	BUNCHE 3211		24			0.0
			180-004-204	QIZ	1D		T	4:00- 4:50P	BUNCHE 2156		24			0.0
			180-004-205	QIZ	1E		T	5:00- 5:50P	BUNCHE 2156		24			0.0
			180-004-206	QIZ	1F		W	1:00- 1:50P	BUNCHE 2181		24			0.0
			180-004-207	QIZ	1G		W	4:00- 4:50P	BUNCHE 2156		24			0.0
			180-004-208	QIZ	1H		R	10:00-10:50A	ROYCE 154		24			0.0
			180-004-209	QIZ	1I		R	1:00- 1:50P	BUNCHE 3178		24			0.0
			180-004-210	QIZ	1J		F	11:00-11:50A	BUNCHE 3211		24			0.0
			180-004-211	QIZ	1K		W	3:00- 3:50P	BUNCHE 3123		24			0.0
			180-004-212	QIZ	1L		T	9:00- 9:50A	BUNCHE 3123		24			0.0
			180-004-213	QIZ	1M		T	10:00-10:50A	HUMANTS A46		24			0.0
2	PRIN OF ECONOMICS	N	-----	LEC	1		TR	8:00- 9:15A	ROLFE 1200	HOU, J.W.	216	11		4.0
			180-008-201	QIZ	1A		M	12:00-12:50P	BUNCHE 3117		24			0.0
			180-008-202	QIZ	1B		T	12:00-12:50P	BUNCHE 3211		24			0.0
			180-008-203	QIZ	1C		T	3:00- 3:50P	ROYCE 154		24			0.0
			180-008-204	QIZ	1D		W	1:00- 1:50P	BUNCHE 3211		24			0.0
			180-008-205	QIZ	1E		W	4:00- 4:50P	BUNCHE 3123		24			0.0
			180-008-206	QIZ	1F		R	2:00- 2:50P	PUB AFF 2278		24			0.0
			180-008-207	QIZ	1G		R	4:00- 4:50P	BUNCHE 2181		24			0.0
			180-008-208	QIZ	1H		F	11:00-11:50A	BUNCHE 2181		24			0.0
			180-008-209	QIZ	1I		F	1:00- 1:50P	BUNCHE 3150		24			0.0
11	MICROECONOMC THEORY	Y Y	-----	LEC	1		TR	3:30- 4:45P	DODD 147	SPROUL, M.F.	312	16		4.0
			RESTRICT: SOPHOMORES AND JUNIORS ONLY											
		Y	180-052-201	DIS	1A		T	1:00- 1:50P	BUNCHE 3211		24			0.0
		Y	180-052-202	DIS	1B		M	2:00- 2:50P	BUNCHE 3170		24			0.0
		Y	180-052-203	DIS	1C		T	2:00- 2:50P	DODD 78		24			0.0
		Y	180-052-204	DIS	1D		W	3:00- 3:50P	PUB AFF 1234		24			0.0
		Y	180-052-205	DIS	1E		R	11:00-11:50A	BUNCHE 3143		24			0.0
		Y	180-052-206	DIS	1F		M	12:00-12:50P	BUNCHE 3156		24			0.0
		Y	180-052-207	DIS	1G		T	11:00-11:50A	BUNCHE 3143		24			0.0
		Y	180-052-208	DIS	1H		W	9:00- 9:50A	BUNCHE 2181		24			0.0
		Y	180-052-209	DIS	1I		R	2:00- 2:50P	PUB AFF 2242		24			0.0
		Y	180-052-210	DIS	1J		T	2:00- 2:50P	PUB AFF 1264		24			0.0
		Y	180-052-211	DIS	1K		F	10:00-10:50A	PUB AFF 2238		24			0.0
		Y	180-052-212	DIS	1L		F	11:00-11:50A	BUNCHE 3117		24			0.0
		Y	180-052-213	DIS	1M		M	9:00- 9:50A	BUNCHE 2181		24			0.0
41	STATS-ECONOMISTS	N	Y -----	LEC	1		MW	8:00- 9:15A	HAINES 39	BROWN, B.C.	253	01	G	4.0
			Y 180-123-201	DIS	1A		R	2:00- 2:50P	DODD 78		23			0.0
			Y 180-123-202	DIS	1B		M	11:00-11:50A	PUB AFF 1284		23			0.0
			Y 180-123-203	DIS	1C		M	2:00- 2:50P	BUNCHE 2178		23			0.0
			Y 180-123-204	DIS	1D		T	9:00- 9:50A	BUNCHE 3170		23			0.0
			Y 180-123-205	DIS	1E		T	11:00-11:50A	ROYCE 156		23			0.0
			Y 180-123-206	DIS	1F		T	1:00- 1:50P	BUNCHE 3153		23			0.0
			Y 180-123-207	DIS	1G		F	11:00-11:50A	BUNCHE 3123		23			0.0
			Y 180-123-208	DIS	1H		W	3:00- 3:50P	BUNCHE 2156		23			0.0
			Y 180-123-209	DIS	1I		W	11:00-11:50A	ROLFE 3126		23			0.0
			Y 180-123-210	DIS	1J		R	9:00- 9:50A	BUNCHE 3211		23			0.0
			Y 180-123-211	DIS	1K		F	10:00-10:50A	PUB AFF 2232		23			0.0
101	MICROECONOMC THEORY	Y	Y -----	LEC	1		TR	3:30- 4:45P	HUMANTS A51	BUDDIN, R.	264	16		4.0
			Y 180-346-201	DIS	1A		F	10:00-10:50A	PUB AFF 1337		24			0.0
			Y 180-346-202	DIS	1B		R	12:00-12:50P	BUNCHE 2168		24			0.0
			Y 180-346-203	DIS	1C		T	2:00- 2:50P	BUNCHE 3164		24			0.0
			Y 180-346-204	DIS	1D		M	2:00- 2:50P	BUNCHE 3211		24			0.0
			Y 180-346-205	DIS	1E		W	12:00-12:50P	BUNCHE 3117		24			0.0
			Y 180-346-206	DIS	1F		M	10:00-10:50A	PUB AFF 1270		24			0.0
			Y 180-346-207	DIS	1G		F	11:00-11:50A	BUNCHE 3143		24			0.0
			Y 180-346-208	DIS	1H		T	9:00- 9:50A	BUNCHE 3211		24			0.0
			Y 180-346-209	DIS	1I		R	10:00-10:50A	HUMANTS A46		24			0.0
			Y 180-346-210	DIS	1J		R	2:00- 2:50P	ROYCE 162		24			0.0
			Y 180-346-211	DIS	1K		R	9:00- 9:50A	DODD 154		24			0.0
102	MACRO ECON THEORY	Y	Y -----	LEC	1		MW	2:00- 3:15P	BROAD 2160E	OHANIAN, L.	374	07		4.0
			Y 180-364-201	DIS	1A		T	9:00- 9:50A	BUNCHE 3157		22			0.0
			Y 180-364-202	DIS	1B		T	3:00- 3:50P	BUNCHE 3153		22			0.0
			Y 180-364-203	DIS	1C		M	4:00- 4:50P	BUNCHE 3178		22			0.0
			Y 180-364-204	DIS	1D		R	2:00- 2:50P	PAB 2748		22			0.0
			Y 180-364-205	DIS	1E		M	10:00-10:50A	BUNCHE 3117		22			0.0
			Y 180-364-206	DIS	1F		R	4:00- 4:50P	BUNCHE A152		22			0.0
			Y 180-364-207	DIS	1G		M	1:00- 1:50P	BUNCHE 3178		22			0.0
			Y 180-364-208	DIS	1H		W	4:00- 4:50P	HAINES A74		22			0.0
			Y 180-364-209	DIS	1I		T	4:00- 4:50P	BUNCHE 3123		22			0.0
			Y 180-364-210	DIS	1J		W	9:00- 9:50A	BUNCHE 3123		22			0.0
			Y 180-364-211	DIS	1K		F	12:00-12:50P	BUNCHE 2178		22			0.0
			Y 180-364-212	DIS	1L		R	3:00- 3:50P	PUB AFF 2242		22			0.0
			Y 180-364-213	DIS	1M		R	9:00- 9:50A	BUNCHE A152		22			0.0
			Y 180-364-214	DIS	1N		W	1:00- 1:50P	BUNCHE 3157		22			0.0
			Y 180-364-215	DIS	1O		W	12:00-12:50P	HAINES A44		22			0.0
			Y 180-364-216	DIS	1P		F	10:00-10:50A	PUB AFF 2242		22			0.0
			Y 180-364-217	DIS	1Q		F	12:00-12:50P	BUNCHE 2181		22			0.0
103	INTRO-ECONOMETRICS	Y	Y -----	LEC	1		TR	9:30-10:45A	FOWLER A103B	CASANOVA RIVAS, M.	216	12		5.0
			Y 180-374-201	DIS	1A		M	12:00-12:50P	PUB AFF 2035H		24			0.0
			Y 180-374-202	DIS	1B		M	2:00- 2:50P	PUB AFF 2400A		24			0.0
			Y 180-374-203	DIS	1C		T	11:00-11:50A	PUB AFF 2400A		24			0.0
			Y 180-374-204	DIS	1D		R	11:00-11:50A	PUB AFF 2400A		24			0.0
			Y 180-374-205	DIS	1E		T	1:00- 1:50P	PUB AFF 2400A		24			0.0

CATALOG NUMBER	COURSE TITLE	ENF REQ IM	ID NUMBER	CLS TYP	SEC	FEE	DAYS	TIME	BUILDING/ ROOM	INSTRUCTOR	ENRL CAP	XC	CR TP	UNITS
		Y	180-374-206	DIS	1F		W	1:00- 1:50P	PUB AFF 2400A		24			0.0
		Y	180-374-207	DIS	1G		R	2:00- 2:50P	PUB AFF 2400A		24			0.0
		Y	180-374-208	DIS	1H		W	10:00-10:50A	PUB AFF 2400A		24			0.0
		Y	180-374-209	DIS	1I		W	2:00- 2:50P	PUB AFF 2400A		24			0.0
Economics 106G is limited to SENIOR Business Economics majors on the first enrollment pass. Other Business Economics majors may enroll on the second enrollment pass.														
106G	INTRO-GAME THEORY	Y	-----	LEC	1		MW	9:30-10:45A	DODD 78	MEYER-TER-VEHN, M.	52	02	G	4.0
			180-420-201	DIS	1A		W	4:00- 4:50P	HAINES A25		26			0.0
			180-420-202	DIS	1B		W	5:00- 5:50P	HAINES A25		26			0.0
Economics 106I is limited to SENIOR Business Economics majors on the first enrollment pass. Other Business Economics majors may enroll on the second enrollment pass.														
106I	ORGNZTN OF FIRMS	Y	180-324-200	LEC	1		W	2:00- 4:50P	HAINES A44	GALLES, G.M.	50	09		4.0
Economics 106P is limited to SENIOR Business Economics majors on the first enrollment pass. Other Business Economics majors may enroll on the second enrollment pass.														
106P	PRICING&STRATEGY	Y	180-423-200	LEC	1		TR	9:30-10:45A	DODD 175	MCDEVITT, E.P.	80	12	G	4.0
107	HIST OF ECON THEORY	Y	180-421-200	LEC	1		MWF	10:00-10:50A	MOORE 100	MURPHY, G.G.	200	03		4.0
113	GEND&DEV-GLOB WORLD	Y	180-378-200	SEM	1		TR	11:00-12:15P	PUB AFF 2242	OZLER, S.	45	13		4.0
Economics 121 is limited to SENIOR Economics/International Area Studies majors on the first enrollment pass.														
121	INTERNTL TRADE THRY	Y	180-428-200	LEC	1		MWF	2:00- 2:50P	PUB AFF 1222	SWANSON, R.B.	98	07		4.0
122	INTERNATNL FINANCE	Y	180-432-200	LEC	1		MWF	11:00-11:50A	BUNCHE 1209B	SWANSON, R.B.	150	04		4.0
130	PUBLIC FINANCE	Y	180-502-200	LEC	1		M	2:00- 4:50P	DODD 147	GALLES, G.M.	250	08		4.0
142	PROBLSTC MICROECON	Y	180-582-200	LEC	1		TR	11:00-12:15P	ROLFE 3126	GRETSKY, N.E.	50	13		4.0
145A	ECNMTRCS-INEQUALITY	Y	180-570-200	LEC	1		TR	12:30- 1:45P	PUB AFF 2270	ROTHSCHILD, M.	50	14		4.0
145B	ECNMTRCS-INDUST ORG	Y	180-571-200	LEC	1		MW	9:30-10:45A	DODD 146	PYCIA, M.G.	50	02		4.0
147A	INTRO-ECONOMETRICS	Y	180-637-200	LEC	1		TR	9:30-10:45A	ROLFE 3126	GUGGENBERGER, P.	48	12		4.0
151	TOPICS-LABOR ECON	Y	180-656-200	LEC	1		MW	3:30- 4:45P	DODD 78	BOGNAR, K.I.	50	08		4.0
160	MONEY AND BANKING	Y	180-673-200	LEC	1		TR	9:30-10:45A	HAINES 220	BAIM, D.	140	12		4.0
171	IND ORG-THEOR&TCTCS	Y	180-718-200	LEC	1		TR	9:30-10:45A	PUB AFF 1222	HOPENHAYN, H.A.	98	27		4.0
			180-718-201	LEC	2		TR	11:00-12:15P	PUB AFF 1246	HOPENHAYN, H.A.	100	27		4.0
C186C	ECONOMIC HISTORY	N	180-814-200	SEM	1		W	2:00- 3:50P	BUNCHE 9383	BOUSTAN, L.M.	3	30		4.0
187	ECON OF TERROR-ISRL	Y	180-805-200	SEM	1		W	12:30- 2:50P	BROAD 2100A		60	06		4.0
Economics 187, seminar 1: Economics of Terrorism: Israeli Experience														
199B	RESEARCH-ECON&INTL	Y	180-901-200	TUT	1		VAR			TORNELL, A.	20	30	G	4.0
201C	EQUILBRM&WLFR ECON	N	580-061-200	LEC	1		MW	12:00- 1:45P	PUB AFF 2250	OSTROY, J.M.	60	20		4.0
							F	9:00-10:50A	PUB AFF 2250					
202C	TPCS-MACROECONOMICS	N	580-014-200	LEC	1		MW	10:00-11:20A	BUNCHE 3164		40	20		4.0
							F	12:00- 1:50P	BUNCHE 2160					
203C	SYSTEMS MODELS	N	580-023-200	LEC	1		TR	9:30-10:45A	HAINES A2	GUGGENBERGER, P.	60	20		4.0
							F	2:00- 3:50P	PUB AFF 2250					
204C	APPLIC OF ECON THRY	N	580-033-200	SEM	1		W	12:00- 1:30P	BUNCHE	CAMPBELL, C.D.	20	06	SU	4.0
204E	APPLIC OF ECON THRY	N	580-035-200	LEC	1		MTF	5:00- 6:50P	BUNCHE 2249	HARBERGER, A.C.	24	30		4.0
M204N	PHARMCTCL ECON&PLCY	N	580-048-200	SEM	1		R	4:30- 6:20P	PUB HLT 16059	COMANOR, W.S.	10	16	T3	2.0
M208	INTRO-DEMOG METHODS	N	580-051-200	LEC	1		TR	3:00- 4:50P	HAINES A82	HEUVELINE, P.C.	0	30	G	4.0
212B	APPLIED GAME THEORY	N	580-078-200	LEC	1		MW	3:00- 4:15P	BUNCHE 2249	MEYER-TER-VEHN, M.	20	30		4.0
218C	SEM-ECONOMIC THEORY	N	580-111-200	SEM	1		R	1:00- 1:50P	BUNCHE 9294	MEYER-TER-VEHN, M.	30	30	SU	4.0
219C	ECON THRY&MATH ECON	N	580-114-200	LEC	1		R	3:30- 4:50P	BUNCHE 9383	MEYER-TER-VEHN, M.	30	16	SU	4.0
221C	MONETARY ECON III	N	580-127-200	LEC	1		MW	10:00-11:20A	BUNCHE 9383	HELLWIG, C.	20	30		4.0
228C	SEM-MONETARY ECON	N	580-168-200	SEM	1		T	12:00-12:50P	BUNCHE 9294	HELLWIG, C.	30	15	SU	4.0
229C	WKSHP-MONETARY ECON	N	580-174-200	LEC	1		M	11:40-12:55P	BUNCHE 9383	HELLWIG, C.	40	30	SU	4.0
232C	TOPICS-ECONOMETRICS	N	580-195-200	LEC	1		TR	9:00-10:20A	BUNCHE 9383	GUGGENBERGER, P.	30	30		4.0
232M	TOPICS-ECONOMETRICS	N	580-200-200	LEC	1		VAR			BUCHINSKY, M.	20	30		4.0
238C	PROSEM-ECONOMETRICS	N	580-230-200	SEM	1		R	12:00-12:50P	BUNCHE 9383	MATZKIN, R.L.	30	30	SU	4.0
239C	WRKSHP-ECONOMETRICS	N	580-236-200	LEC	1		W	4:00- 5:20P	BUNCHE 9294	MATZKIN, R.L.	30	09	SU	4.0
243A	TOPICS-ECONOMIC HIST	N	580-261-200	LEC	1		TBA			COSTA, D.L.	20	30		4.0
C246C	ECONOMIC HISTORY	N	580-297-200	SEM	1		W	2:00- 3:50P	BUNCHE 9383	BOUSTAN, L.M.	30	30	SU	4.0
248C	ECONOMIC HISTORY	N	580-313-200	SEM	1		T	12:30- 1:30P	BUNCHE 9383	BOUSTAN, L.M.	30	30	SU	4.0
252	ECON OF FEDERALISM	N	580-337-200	LEC	1		F	2:00- 4:50P	BUNCHE 2249	THOMPSON, E.A.	16	30		4.0
261B	LABOR ECONOMICS II	N	580-377-200	LEC	1		TR	1:00- 2:15P	BUNCHE 2249	BUCHINSKY, M.	20	30		4.0
268C	SEM-LABOR&POPULATN	N	580-414-200	SEM	1		M	1:00- 2:25P	BUNCHE 9383	THE STAFF	30	30	SU	4.0
269C	WORKSHOP-LABOR ECON	N	580-422-200	LEC	1		T	3:30- 4:50P	BUNCHE 9383		40	30	SU	4.0
271C	MATH THRY-INDUS ORG	N	580-429-200	LEC	1		W	9:00-11:50A	BUNCHE 9294	HOPENHAYN, E.	20	30		4.0
278C	INDSTRLL ORGN®LTN	N	580-474-200	SEM	1		W	12:30- 1:25P	BUNCHE 9294	HOPENHAYN, H.A.	30	30	SU	4.0
279C	WRKSHP-BUSINESS ORG	N	580-480-200	LEC	1		T	1:30- 2:50P	BUNCHE 9383	HOPENHAYN, H.A.	40	30	SU	4.0
C285C	INTERNATIONAL ECON	N	580-512-200	SEM	1		W	3:30- 4:50P	BUNCHE 2168	TORNELL, A.	25	30	SU	4.0

CATALOG NUMBER	COURSE TITLE	ENF REQ IM	ID NUMBER	CLS TYP	SEC	FEE	DAYS	TIME	BUILDING/ ROOM	INSTRUCTOR	ENRL CAP	XC	CR TP	UNITS
287C	ECONOMIC DEVELOPMNT	N	580-522-200	LEC	1		MTF	5:00- 6:50P	BUNCHE 2249	HARBERGER, A.C.	24	30		4.0
			RESTRICT: ECONOMICS GRADUATE STUDENTS											
288C	INTRNTL&DEVELP ECON	N	580-528-200	SEM	1		R	2:00- 3:30P	BUNCHE 3117	TORNELL, A.	24	30	SU	4.0
			RESTRICT: ECONOMICS GRADUATE STUDENTS											
375	TCHNG APRNTC PRCTCM	N	580-600-201	SEM	1		TR	3:30- 4:45P	BUNCHE 2168	HELLWIG, C.	20	30	SU	1.0- 4.0
			RESTRICT: ECONOMICS GRADUATE STUDENTS											
495	TCHING-COLLEGE ECON	N	580-775-200	SEM	1		F	2:00- 3:50P	BUNCHE A152	WRIGHT, M.L.	20	30	SU	2.0
			RESTRICT: ECONOMICS GRADUATE STUDENTS											
EDUCATION														
19	FIAT LUX FRSHMN SEM	N	183-057-200	SEM	1		TBA		MOORE	ALLMENDINGER, B.	20	30	PN	1.0
			RESTRICT: FIRST-YEAR FRESHMAN											
	Education 19, seminar 1: This Is Your Life: Course about Students at UCLA													
92A	TCHNG&LEARNNG METHS	N	183-276-200	SEM	1		T	9:00-11:45A	COVEL 203	BARBEE, B.L.	50	11	G	4.0
			RESTRICT: INSTRUCTOR CONSENT											
92C	DYNMCS-PEER MENTOR	N	183-278-200	SEM	1		R	2:00- 4:45P	COVEL 203	BARBEE, B.L.	40	16	G	4.0
			RESTRICT: INSTRUCTOR CONSENT											
M102	MEX-AM&THE SCHOOLS	N	183-348-200	SEM	1		R	5:00- 8:50P	MOORE 3030	SOLORZANO, D.G.	20	30		4.0
			SAME AS : CHICANO M102											
M103	ASIAN AM EDUCATION	N	183-318-200	SEM	1		M	1:00- 4:50P	MOORE 3140	SHRAKE, E.K.	30	30	G	4.0
			SAME AS : ASIA AM M114											
M108	SOCIOLOGY OF EDUC	N	183-368-200	LEC	1		M	1:00- 4:50P	BUNCHE 2181	BYARUHANGA, F.K.	15	05	G	5.0
			SAME AS : SOCIOL M175											
			RESTRICT: EDUCATION MINORS											
118	LITERACY-AMRCN LIFE	N	183-408-200	LEC	1		R	9:00-12:50P	MOORE	ROSE, M.A.	20	12	G	5.0
			RESTRICT: EDUCATION MINORS											
120	EARLY CHILDHOOD DEV	N	183-420-200	SEM	1		MW	11:00-12:50P	MOORE 2120	BAILIS, P.G.	30	30	G	5.0
			RESTRICT: EDUCATION MINORS											
123	TEACHING PROFESSION	N	183-438-201	SEM	1		R	9:00-12:50P	MOORE 1048	BAILIS, P.G.	30	30	G	5.0
			RESTRICT: EDUCATION MINORS											
C125	POLITICS OF EDUCATN	N	183-449-200	LEC	1		M	9:00-11:50A	MS 5225	TORRES, C.A.	20	30		5.0
			RESTRICT: EDUCATION MINORS											
C126	EDUCATNL ANTHROPLGY	N	183-455-200	SEM	1		M	9:00-12:50P	GEOLOGY 4645	TANAKA, G.K.	30	01	G	5.0
			RESTRICT: EDUCATION MINORS											
128	ADOLESCNT PSYCHOSOC	N	183-468-200	SEM	1		W	1:00- 4:50P	ROYCE 160	LY, T.M.	30	30	G	5.0
			RESTRICT: EDUCATION MINORS											
130	RACE&CLASS&INEQUAL	N	-----	LEC	1		TBA		MOORE	HOWARD, T.C.	150	20	G	5.0
			RESTRICT: EDUCATION MINORS											
			183-480-201	DIS	1A		W	3:00- 4:50P	MS 5147		20			0.0
			183-480-202	DIS	1B		W	3:00- 4:50P	GSEIS 245		20			0.0
			183-480-203	DIS	1C		TBA				20			0.0
			183-480-204	DIS	1D		TBA				20			0.0
			183-480-205	DIS	1E		TBA				20			0.0
			183-480-206	DIS	1F		TBA				20			0.0
			183-480-207	DIS	1G		TBA				20			0.0
138	URBAN EDUCATION	N	-----	LEC	1		MW	9:00-10:50A	MOORE	MORRELL, E.D.	60	02	G	5.0
			RESTRICT: EDUCATION MINORS											
			183-528-201	DIS	1A		VAR		MOORE	MORRELL, E.D.	60			0.0
142	EDUCATION ABROAD	N	183-552-200	SEM	1		T	8:00-11:50A	GEOLOGY 6704		30	11	G	4.0
M148	WOMEN IN HIGHER ED	N	183-588-200	SEM	1		M	1:00- 3:50P	ROYCE 160	SAX, L.J.	30	05	G	4.0
			SAME AS : WOM STD M148											
150	STUDENT DEVELOPMENT	N	183-600-201	SEM	1		T	4:00- 5:50P	SPROUL 110A	RHOADS, R.A.	30	30	PN	2.0
			RESTRICT: INSTRUCTOR CONSENT											
			183-600-202	SEM	2		T	7:00- 8:50P	SPROUL 110A	RHOADS, R.A.	30	30	PN	2.0
			RESTRICT: INSTRUCTOR CONSENT											
			183-600-203	SEM	3		W	3:00- 4:50P	SPROUL 110A	RHOADS, R.A.	30	30	PN	2.0
			RESTRICT: INSTRUCTOR CONSENT											
			183-600-204	SEM	4		W	7:00- 8:50P	SPROUL 110A	RHOADS, R.A.	30	30	PN	2.0
			RESTRICT: INSTRUCTOR CONSENT											
			183-600-205	SEM	5		R	9:00-10:50A	SPROUL 110A	RHOADS, R.A.	30	30	PN	2.0
			RESTRICT: INSTRUCTOR CONSENT											
			183-600-206	SEM	6		R	3:00- 4:50P	SPROUL 110A	RHOADS, R.A.	30	30	PN	2.0
			RESTRICT: INSTRUCTOR CONSENT											
			183-600-207	SEM	7		R	6:00- 7:50P	SPROUL 110A	RHOADS, R.A.	30	30	PN	2.0
			RESTRICT: INSTRUCTOR CONSENT											
M182B	CULTR&GNDRÐNGPHY	N	183-793-201	FLD	1		M	2:00- 4:30P	OFF CAM	ASATO, J.A.	15	30	G	2.0
			SAME AS : AFRO-AM M182B											
			RESTRICT: EDUCATION MINORS											
			183-793-202	FLD	2		T	2:00- 4:30P	OFF CAM	ASATO, J.A.	15	30	G	2.0
			RESTRICT: EDUCATION MINORS											
			183-793-203	FLD	3		W	2:00- 4:30P	OFF CAM	ASATO, J.A.	15	30	G	2.0
			RESTRICT: EDUCATION MINORS											
M183B	CULTR&GNDRÐNGPHY	N	183-802-201	FLD	1		MT	2:00- 4:30P	OFF CAM	ASATO, J.A.	10	30	G	3.0
			SAME AS : AFRO-AM M183B											
			RESTRICT: EDUCATION MINORS											
			183-802-202	FLD	2		TW	2:00- 4:30P	OFF CAM	ASATO, J.A.	10	30	G	3.0
			RESTRICT: EDUCATION MINORS											
			183-802-203	FLD	3		MW	2:00- 4:30P	OFF CAM	ASATO, J.A.	10	30	G	3.0
			RESTRICT: EDUCATION MINORS											
187	VARIABLE TOPICS ECONOMICS&ED POLICY	N	183-822-200	SEM	1		MW	11:00-12:50P	MOORE	ALLEN, W.R.	30	30	G	5.0
			183-822-201	SEM	2		T	1:00- 4:50P	MOORE 1003	KOURILSKY, M.	20	30	G	5.0
			RESTRICT: INSTRUCTOR CONSENT											
	Education 187, seminar 2: Economics and Education Policy													
191D	CURRENT ISSUES-EDUC	N	183-837-200	SEM	1		MW	1:00- 2:50P	MOORE	ENYEDY, N.D.	30	30	G	4.0
200A	HISTRCL RSCH&WRITNG	N	583-005-200	LEC	1		W	1:00- 4:50P	MOORE 3030	COHEN, S.	20	06		4.0
			RESTRICT: GRADUATE STUDENTS											
M201C	HIST OF AMERCN EDUC	N	583-025-200	DIS	1		F	1:00- 4:50P	MOORE	COHEN, S.	20	30		4.0
			SAME AS : HIST M264											
			RESTRICT: EDUCATION, SPECIAL ED MAJORS											
202	EVALUATION THEORY	N	583-040-200	LEC	1		R	1:00- 4:50P	MOORE	ALKIN, M.C.	20	30		4.0
			RESTRICT: GRADUATE STUDENTS											
204E	INTRNTL EFFRTS-EDUC	N	583-065-200	LEC	1		F	1:00- 4:50P	MOORE 2137	OMWAMI, E.S.	20	07		4.0
			RESTRICT: GRADUATE STUDENTS											

CATALOG NUMBER	COURSE TITLE	ENF REQ IM	ID NUMBER	CLS TYP	SEC	FEE	DAYS	TIME	BUILDING/ ROOM	INSTRUCTOR	ENRL CAP	XC	CR TP	UNITS
205	COMPTRS-EDUCL PRCSS	N	583-071-201	LEC	1		W	1:00- 4:50P	MOORE	ENYEDY, N.D.	20	30		4.0
206A	PHIL-EDUC-INTRODUCTN	N	583-073-200	LEC	1		M	1:00- 4:50P	MOORE	KELLNER, D.M.	20	05		4.0
				RESTRICT: EDUCATION, SPECIAL ED MAJORS										
M215	PRSNLT&MTVTN&ATTRBT	N	583-171-200	DIS	1		T	10:00-12:50P	FRANZ 5461	WEINER, B.	5	13		4.0
				SAME AS : PSYCH M239										
				RESTRICT: GRADUATE STUDENTS										
M217C	PRSNLTY DVLPMNT&ED	N	583-806-200	LEC	1		M	8:00-11:50A	MOORE 3320	WOOD, J.J.	20	01		4.0
				SAME AS : PSYCH M245										
				RESTRICT: GRADUATE STUDENTS										
217D	LANG DVLPMNT&EDUC	N	583-185-200	LEC	1		W	1:00- 4:50P	MOORE	VALADEZ, C.M.	10	30		4.0
				RESTRICT: EDUCATION, SPECIAL ED MAJORS										
221	CMPTR ANLY-EMPRC DT	N	583-210-200	LEC	1		T	1:00- 4:50P	MOORE 2016	SAX, L.J.	20	30		4.0
				RESTRICT: GRADUATE STUDENTS										
222C	QLTTY DATA RDCT&ANL	N	583-216-200	LEC	1		T	1:00- 4:50P	MOORE	ERICKSON, F.D.	20	15	G	4.0
				RESTRICT: EDUCATION, SPECIAL ED MAJORS										
222D	QUAL INQY-SPEC TPCS	N	583-217-200	LEC	1		M	1:00- 4:50P	MOORE	ERICKSON, F.D.	20	05		4.0
				RESTRICT: EDUCATION, SPECIAL ED MAJORS										
				583-217-202	LEC	2	T	1:00- 4:50P	MOORE	GUTIERREZ, K.D.	20	30		4.0
				RESTRICT: EDUCATION, SPECIAL ED MAJORS										
229	SEM-URBAN SCHOOLING	N	583-226-201	SEM	1		R	9:00-12:50P	MS 7608	COOPER, R.	20	30	G	4.0
				RESTRICT: GRADUATE STUDENTS										
	Education 229, seminar 1:			583-226-202	SEM	2	W	1:00- 4:50P	MOORE 1048	MORRELL, E.D.	20	30	G	4.0
				RESTRICT: GRADUATE STUDENTS										
				583-226-203	SEM	3	T	9:00-12:50P	MOORE 1048	ORELLANA, M.E.	20	30	G	4.0
				RESTRICT: GRADUATE STUDENTS										
	Education 229, seminar 3:			583-226-204	SEM	4	T	9:00-12:50P	MOORE 3030	GUTIERREZ, K.D.	20	30	G	4.0
				RESTRICT: GRADUATE STUDENTS										
230B	LINEAR STAT MODELS	N	583-240-200	LEC	1		MW	1:00- 2:50P	HAINES 122	WEBB, N.M.	20	06	G	4.0
				RESTRICT: EDUCATION, SPECIAL ED MAJORS										
230C	LINEAR STAT MODELS	N	583-242-201	LEC	1		MW	3:00- 4:50P	MOORE	MARTINEZ-FERNANDEZ	30	30	G	4.0
				RESTRICT: EDUCATION, SPECIAL ED MAJORS										
				583-242-202	LEC	2	TR	10:00-12:50P	MOORE	HSEY, Y.	30	30	G	4.0
				RESTRICT: EDUCATION, SPECIAL ED MAJORS										
231D	ADV QUANT MDLS-RSCH	N	583-271-200	LEC	1		MW	1:00- 2:50P	MOORE	SELTZER, M.H.	20	30	G	4.0
				RESTRICT: GRADUATE STUDENTS										
M231E	STAT ANLYS-LAT VARS	N	583-284-200	LEC	1		MW	3:00- 4:50P	MOORE	CAI, L.	20	30	G	4.0
				SAME AS : STATS M244										
				RESTRICT: GRADUATE STUDENTS										
237	LAW AND URBAN ED	N	583-276-200	LEC	1		T	1:00- 4:50P	PUB AFF 2242	BIEGEL, S.	20	30	G	4.0
				RESTRICT: GRADUATE STUDENTS										
250C	FRAMEWRKS-HIGHER ED	N	583-349-200	LEC	1		M	1:00- 4:50P	MOORE 3030	RHOADS, R.A.	20	30	G	4.0
				RESTRICT: GRADUATE STUDENTS										
M253A	SEM CUR PROB CMP ED	N	583-385-200	SEM	1		W	1:00- 4:50P	MOORE	KELLNER, D.M.	20	06		4.0
				SAME AS : WOM STD M253A										
				RESTRICT: EDUCATION, SPECIAL ED MAJORS										
253B	SEM AFRICAN EDUC	N	583-389-200	SEM	1		W	1:00- 4:50P	MOORE 2137	OMWAMI, E.S.	20	30		4.0
				RESTRICT: GRADUATE STUDENTS										
253C	SEM ASIAN EDUCATION	N	583-391-200	SEM	1		T	1:00- 4:50P	BUNCHE 3157	HAWKINS, J.N.	20	30		4.0
				RESTRICT: GRADUATE STUDENTS										
253D	SEM LATIN AMER EDUC	N	583-395-200	SEM	1		W	5:00- 8:50P	MOORE	TORRES, C.A.	20	30		4.0
				RESTRICT: EDUCATION, SPECIAL ED MAJORS										
253G	SEM-ASIAN AMERCN&ED	N	583-403-200	SEM	1		W	5:00- 8:50P	MOORE	SHRAKE, E.K.	20	30		4.0
				RESTRICT: EDUCATION, SPECIAL ED MAJORS										
253H	SEM-CHCNO-HISPNC&ED	N	583-404-200	SEM	1		T	5:00- 8:50P	MOORE 3320	SOLORZANO, D.G.	20	30		4.0
				RESTRICT: GRADUATE STUDENTS										
255A	SEMINAR-MEASUREMENT	N	583-414-200	SEM	1		T	9:00-12:50P	MS 5217	MARTINEZ-FERNANDEZ	20	30		4.0
				RESTRICT: GRADUATE STUDENTS										
255C	SEM-DATA ANALYSIS	N	583-418-200	SEM	1		TBA		MOORE	CAI, L.	20	30		4.0
				RESTRICT: GRADUATE STUDENTS										
260	PRIN CURRIC&INSTRCT	N	583-441-200	SEM	1		T	5:00- 8:50P	MOORE 1003	MCLAREN, P.L.	20	30		4.0
				RESTRICT: GRADUATE STUDENTS										
261E	DIVERSTY ISS&RESRCH	N	583-452-200	SEM	1		T	9:00-12:50P	MOORE	ALLEN, W.R.	20	30	G	4.0
				RESTRICT: EDUCATION, SPECIAL ED MAJORS										
262H	ECON-URBAN SCHOOLNG	N	583-448-200	LEC	1		M	1:00- 4:50P	MS 5225	KOURILSKY, M.	20	30	G	4.0
				RESTRICT: GRADUATE STUDENTS										
263	SEMINAR-HIGHER EDUC	N	583-478-201	SEM	1		W	9:00-12:50P	MOORE 3021	SANTOS, J.L.	20	30		4.0
				RESTRICT: GRADUATE STUDENTS										
	Education 263, seminar 1:			583-478-202	SEM	2	M	9:00-12:50P	MOORE 3021	WAGONER, R.L.	20	30		4.0
				RESTRICT: GRADUATE STUDENTS										
	Education 263, seminar 2:													
270	CULTURAL STUDIES	N	583-493-200	LEC	1		W	1:00- 4:50P	MOORE 3021	KELLNER, D.M.	20	30	G	4.0
				RESTRICT: GRADUATE STUDENTS										
274	RSCH AFTR EURCNTRSM	N	583-473-200	LEC	1		T	1:00- 4:50P	MOORE		20	15	G	4.0
M285	CULTURE&BRAIN&DEVL	N	583-442-200	SEM	1		T	12:15- 1:50P	HAINES 352		0	30	SU	1.0
				SAME AS : ANTHRO M293, AP&TESL M232, NEUROSC M293, PSYCH M248										
299A	RSRCH PRACTICM EDUC	N	583-587-200	CLI	1		W	9:00-12:50P	MOORE 2016	VALADEZ, C.M.	20	30		4.0- 8.0
				RESTRICT: INSTRUCTOR CONSENT										
299C	RSRCH PRACTICM EDUC	N	583-591-201	CLI	1		W	1:00- 4:50P	MOORE 2016	TORRES, C.A.	20	30		4.0- 8.0
				RESTRICT: INSTRUCTOR CONSENT										
				583-591-202	CLI	2	R	9:00-12:50P	MOORE 3030	HOWES, C.	20	30		4.0- 8.0
				RESTRICT: INSTRUCTOR CONSENT										
				583-591-203	CLI	3	M	5:00- 7:50P	MOORE 2016	ALLEN, W.R.	20	30		4.0- 8.0
				RESTRICT: INSTRUCTOR CONSENT										
				583-591-204	CLI	4	TBA		MOORE	THE STAFF	20	30		4.0- 8.0
				RESTRICT: INSTRUCTOR CONSENT										
				583-591-205	CLI	5	W	9:00-12:50P	MOORE 1048	ORELLANA, M.E.	20	30		4.0- 8.0
				RESTRICT: INSTRUCTOR CONSENT										
390B	PSE COLLOQUIUM	N	583-783-200	SEM	1		M	12:00-12:50P	MOORE 3320	WOOD, J.J.	30	05	SU	1.0
				RESTRICT: GRADUATE STUDENTS										
411	PROCDRL ISSUES-EVAL	N	583-739-202	LEC	2		R	1:00- 4:50P	MOORE 3030	ALKIN, M.C.	20	30	G	4.0
				RESTRICT: GRADUATE STUDENTS										

CATALOG NUMBER	COURSE TITLE	ENF REQ IM	ID NUMBER	CLS TYP	SEC	FEE	DAYS	TIME	BUILDING/ ROOM	INSTRUCTOR	ENRL CAP	XC	CR TP	UNITS
499C	ADV DIR FIELD EXPR	N	583-794-202	CLI	2		VAR			MISTRY, R.S.	10	30		4.0- 8.0
			RESTRIC: INSTRUCTOR CONSENT											
ELECTRICAL ENGINEERING														
A per-unit Instructional Enhancement Fee is assessed on HSSEAS undergraduate nontutorial classes and HSSEAS graduate nontutorial classes taught concurrently with undergraduate classes. See the Miscellaneous Fees chart at http://www.registrar.ucla.edu/fees/ for fee amounts. Students who enroll in upper division HSSEAS courses without completing the prerequisites are subject to disenrollment after the second class meeting. If necessary, consult an HSSEAS counselor in 6426 Boelter Hall.														
1	ELEC ENGR PHYSICS I	Y	-----	LEC	1		MW	2:00- 3:20P	GEOLOGY 4660	OZCAN, A.	60	07	G	4.0
			RESTRIC: EE,CS,CS&E,CYBR,CHEM,MAT SCI UNDRGRD											
			190-001-201	DIS	1A		M	4:00- 4:50P	BOELTER 5272		20			0.0
			190-001-202	DIS	1B		W	4:00- 4:50P	BOELTER 5419		20			0.0
			190-001-203	DIS	1C		T	2:00- 2:50P	WGYOUNG 2200		20			0.0
2	PHYSICS-ELCTRC ENGR	Y	-----	LEC	1		MW	2:00- 3:50P	FRANZ 2258A	PAN, D.	81	07	G	4.0
			RESTRIC: ALL UG ENGR MAJORS,MATH-COMP,CYBERNT											
			190-007-201	DIS	1A		F	11:00-11:50A	BOELTER 5252		27			0.0
			190-007-202	DIS	1B		F	12:00-12:50P	BOELTER 5252		27			0.0
			190-007-203	DIS	1C		W	12:00-12:50P	BOELTER 5422		27			0.0
3	INTRO-ELEC ENGR	N	190-010-200	LEC	1		F	2:00- 3:50P	KNSY PV 1200B	LEVAN, N.	80	07	PN	2.0
10	CIRCUIT ANALYSIS I	Y	-----	LEC	1		MW	8:00- 9:20A	BOELTER 2444	HUFFAKER, D.L.	69	01	G	4.0
			190-030-201	DIS	1A		M	11:00-11:50A	BOELTER 5280		23			0.0
			190-030-202	DIS	1B		M	1:00- 1:50P	BOELTER 5280		23			0.0
			190-030-203	DIS	1C		TBA				23			0.0
M16	LOGC DSGN-DGTL SSTM	N	-----	LEC	1		TR	2:00- 3:50P	BOELTER 5249	CABRIC, D.	40	15	G	4.0
			SAME AS : COM SCI M51A											
			RESTRIC: EE,CS,CS&E,CYBER,PRECYB UNDERGRADS											
			190-048-201	DIS	1A		F	8:00- 9:50A	BOELTER 5264		20			0.0
			190-048-202	DIS	1B		F	12:00- 1:50P	BOELTER 5419		20			0.0
100	ELCTRCL&ELCTRNC CIR	Y	-----	LEC	1		MW	8:00- 9:20A	BOELTER 3400	PAN, D.	120	01	G	4.0
			RESTRIC: ALL UG ENGR MAJORS,MATH-COMP,CYBERNT											
			190-397-201	DIS	1A		M	3:00- 3:50P	BOELTER 5280		20			0.0
			190-397-202	DIS	1B		W	4:00- 4:50P	GEOLOGY 6704		20			0.0
			190-397-203	DIS	1C		F	5:00- 5:50P	BOELTER 5280		20			0.0
			190-397-204	DIS	1D		F	12:00-12:50P	BOELTER 5422		20			0.0
			190-397-205	DIS	1E		T	12:00-12:50P	BOELTER 5436		20			0.0
			190-397-206	DIS	1F		R	12:00-12:50P	BOELTER 5273		20			0.0
102	SYSTEMS AND SIGNALS	Y	-----	LEC	1		TR	8:00- 9:50A	MS 5200	BALAKRISHNAN, A.V.	80	11	G	4.0
			RESTRIC: ALL UG ENGR MAJORS,MATH-COMP,CYBERNT											
			190-412-201	DIS	1A		M	1:00- 1:50P	BOELTER 9436		20			0.0
			190-412-202	DIS	1B		W	1:00- 1:50P	BOELTER 5252		20			0.0
			190-412-203	DIS	1C		TBA				20			0.0
			190-412-204	DIS	1D		T	10:00-10:50A	MS 6201		20			0.0
103	APPLD NUMERICL COMP	Y	-----	LEC	1		MW	4:00- 5:20P	WGYOUNG CS76		92	09	G	4.0
			190-416-201	DIS	1A		R	4:00- 4:50P	BOELTER 3760		23			0.0
			190-416-202	DIS	1B		T	1:00- 1:50P	BOELTER 3760		23			0.0
			190-416-203	DIS	1C		R	9:00- 9:50A	BOELTER 3760		23			0.0
			190-416-204	DIS	1D		T	2:00- 2:50P	BOELTER 3760		23			0.0
110	CIRCUIT ANALYSIS II	Y	-----	LEC	1		TR	4:00- 5:20P	BOELTER 2760	GUPTA, P.	60	16	G	4.0
			RESTRIC: ALL UG ENGR MAJORS,MATH-COMP,CYBERNT											
			190-448-201	DIS	1A		M	9:00- 9:50A	BOELTER 5252		20			0.0
			190-448-202	DIS	1B		W	12:00-12:50P	BOELTER 4413		20			0.0
			190-448-203	DIS	1C		F	2:00- 2:50P	BOELTER 5280		20			0.0
110L	CIRCUIT MSRMNTS LAB	Y	190-460-201	LAB	1		F	12:00- 3:50P	ENGR IV 54137	HA, B.C.	14	07	G	2.0
			RESTRIC: ALL UG ENGR MAJORS,MATH-COMP,CYBERNT											
			190-460-202	LAB	2		R	12:00- 3:50P	ENGR IV 54137	HEYRAT, M.	14	16	G	2.0
			RESTRIC: ALL UG ENGR MAJORS,MATH-COMP,CYBERNT											
			190-460-203	LAB	3		M	12:00- 3:50P	ENGR IV 54137	BABAIE, H.	14	05	G	2.0
			RESTRIC: ALL UG ENGR MAJORS,MATH-COMP,CYBERNT											
			190-460-204	LAB	4		M	4:00- 7:50P	ENGR IV 54137	HEYRAT, M.	14	08	G	2.0
			RESTRIC: ALL UG ENGR MAJORS,MATH-COMP,CYBERNT											
			190-460-205	LAB	5		R	4:00- 7:50P	ENGR IV 54137	BAGHDASARIAN, A.	14	16	G	2.0
113	DIGITAL SIGNL PROCS	Y	-----	LEC	1		TR	2:00- 3:50P	MS 5200	VAN DER SCHAAR, M.	80	15	G	4.0
			RESTRIC: ALL UG ENGR MAJORS,MATH-COMP,CYBERNT											
			190-471-201	DIS	1A		TBA				20			0.0
			190-471-202	DIS	1B		F	12:00-12:50P	BOELTER 4283		20			0.0
			190-471-203	DIS	1C		W	2:00- 2:50P	MS 5137		20			0.0
			190-471-204	DIS	1D		M	4:00- 4:50P	BOELTER 5280		20			0.0
115A	ANALG ELCTRN CRCT 1	Y	-----	LEC	1		TR	4:00- 5:50P	BOELTER 5249	KAISER, W.J.	72	16	G	4.0
			RESTRIC: ALL UG ENGR MAJORS,MATH-COMP,CYBERNT											
			190-492-201	DIS	1A		M	4:00- 4:50P	BOELTER 5419		24			0.0
			190-492-202	DIS	1B		F	2:00- 2:50P	BOELTER 5419		24			0.0
			190-492-203	DIS	1C		T	2:00- 2:50P	ROYCE 162		24			0.0
115AL	ANALOG ELCTRN LAB 1	Y	190-493-201	LAB	1		T	12:00- 3:50P	ENGR IV 54137	MESGHALI, F.	17	30	G	2.0
			RESTRIC: ALL UG ENGR MAJORS,MATH-COMP,CYBERNT											
			190-493-202	LAB	2		W	12:00- 3:50P	ENGR IV 54137	BABAIE, H.	17	30	G	2.0
			RESTRIC: ALL UG ENGR MAJORS,MATH-COMP,CYBERNT											
			190-493-203	LAB	3		T	4:00- 7:50P	ENGR IV 54137	MESGHALI, F.	17	30	G	2.0
			RESTRIC: ALL UG ENGR MAJORS,MATH-COMP,CYBERNT											
			190-493-204	LAB	4		W	4:00- 7:50P	ENGR IV 54137	MESGHALI, F.	17	30	G	2.0
			RESTRIC: ALL UG ENGR MAJORS,MATH-COMP,CYBERNT											
115BL	ANALOG ELCTRN LAB 2	Y	190-495-200	LAB	1		F	12:00- 3:50P	ENGR IV 15138	BABAIE, H.	12	07	G	4.0
			RESTRIC: ALL UG ENGR MAJORS,MATH-COMP,CYBERNT											
115C	DGTL ELCTRNC CIRCTS	Y	-----	LEC	1		MW	4:00- 5:20P	BOELTER 2444	PAMARTI, S.	50	09	G	4.0
			RESTRIC: ALL UG ENGR MAJORS,MATH-COMP,CYBERNT											
			190-496-201	DIS	1A		T	12:00-12:50P	BOELTER 5252		25			0.0
			190-496-202	DIS	1B		R	12:00-12:50P	BOELTER 5252		25			0.0
115D	DSGN-ELCTRNC CIRCTS	Y	-----	LEC	1		TR	10:00-11:50A	BOELTER 5264	CHIEN, C.	23	13	G	4.0
			RESTRIC: ALL UG ENGR MAJORS,MATH-COMP,CYBERNT											
			190-498-201	DIS	1A		W	12:00-12:50P	BOELTER 5252		23			0.0
M116C	COMPUTR SYSTMS ARCH	Y	-----	LEC	1		MW	10:00-11:50A	ROYCE 154	TAMIR, Y.	0	03	G	4.0
			SAME AS : COM SCI M151B											
			RESTRIC: UG ENGR,CYBERNETICS,ENV SCI MAJORS											
			190-509-201	DIS	1A		F	10:00-11:50A	GEOLOGY 6704		0			0.0

CATALOG NUMBER	COURSE TITLE	ENF REQ IM	ID NUMBER	CLS TYP	SEC	FEE	DAYS	TIME	BUILDING/ ROOM	INSTRUCTOR	ENRL CAP	XC	CR TP	UNITS
M116L	DIGITAL DESIGN LAB	Y	190-511-201	LAB 1			MW	10:00-11:50A	BOELTER 3424	THE STAFF	0	03	G	2.0
			SAME AS : COM SCI M152A											
			RESTRICT: UG ENGR,CYBERNETICS,ENV SCI MAJORS											
			190-511-202	LAB 2			MW	2:00- 3:50P	BOELTER 3424	THE STAFF	0	07	G	2.0
			RESTRICT: UG ENGR,CYBERNETICS,ENV SCI MAJORS											
M117	NETWRK-PHYSCL LAYER	N	190-511-201	LEC 1			TR	10:00-11:50A	BOELTER 3704	DZHANIDZE, R.P.	0	13	G	6.0
			SAME AS : COM SCI M117											
			RESTRICT: ALL UG ENGR MAJORS,MATH-COMP,CYBERNT											
			190-402-201	DIS 1A			W	10:00-11:50A	BOELTER 3704		0			0.0
			190-402-202	DIS 1B			W	12:00- 1:50P	BOELTER 3704		0			0.0
121B	PRIN-SEMICON DEVICE	Y	190-402-201	LEC 1			TR	12:00- 1:50P	BOELTER 2444	WOO, J.C.	40	14	G	4.0
			RESTRICT: ALL UG ENGR MAJORS,MATH-COMP,CYBERNT											
			190-576-201	DIS 1A			F	12:00-12:50P	BOELTER 5273		20			0.0
			190-576-202	DIS 1B			R	4:00- 4:50P	BOELTER 5422		20			0.0
122L	SEMCNDCT DVICES LAB	Y	190-402-201	LEC 1			TR	9:00-10:50A	BOELTER 5252	PAN, G.	12	12	G	4.0
			RESTRICT: ALL UG ENGR MAJORS,MATH-COMP,CYBERNT											
			190-432-201	LAB 1A			T	1:00- 4:50P	ENGR IV 18132		6			0.0
			190-432-202	LAB 1B			W	1:00- 4:50P	ENGR IV 18132		6			0.0
			190-432-203	LAB 1C			R	1:00- 4:50P	ENGR IV 18132		0			0.0
131B	INTR-STOCHSTC PRCSS	Y	190-626-200	LEC 1			TR	4:00- 5:50P	BOELTER 5264	BALAKRISHNAN, A.V.	23	16	G	4.0
				M				12:00-12:50P	BOELTER 5252					
			RESTRICT: ALL UG ENGR MAJORS,MATH-COMP,CYBERNT											
132A	COMMUNICATN SYSTEMS	Y	190-630-201	DIS 1A			T	12:00-12:50P	BOELTER 5273	VILLASENOR, J.D.	69	07	G	4.0
			RESTRICT: ALL UG ENGR MAJORS,MATH-COMP,CYBERNT											
			190-630-202	DIS 1B			W	4:00- 4:50P	BOELTER 5280		23			0.0
			190-630-203	DIS 1C			R	1:00- 1:50P	BOELTER 5252		23			0.0
132B	DATA CMNCTN&TELECOM	Y	190-631-201	DIS 1A			W	6:00- 6:50P	BOELTER 2444	RUBIN, I.	40	03	G	4.0
			190-631-201	DIS 1A			W	6:00- 6:50P	BOELTER 2444		40			0.0
161	ELECTROMAGNTC WAVES	Y	190-776-201	DIS 1A			M	9:00- 9:50A	BOELTER 5280		20			0.0
			190-776-202	DIS 1B			T	4:00- 4:50P	BOELTER 5422		20			0.0
162A	WIRELESS COMMUNICTN	Y	190-779-201	DIS 1A			T	2:00- 2:50P	BUNCHE 2160		26			0.0
			190-779-201	DIS 1A			T	2:00- 2:50P	BUNCHE 2160		26			0.0
164D	MICRWW WIRLSS DESGN	Y	190-801-201	LAB 1A			R	12:00- 3:50P	ENGR IV 64132		6			0.0
			190-836-200	LAB 1			M	10:00- 1:50P	BOELTER 3704	DZHANIDZE, R.P.	20	30	G	2.0- 4.0
				R				12:00- 1:50P	BOELTER 3704					
			SAME AS : COM SCI M171L											
			RESTRICT: COM SCI, EE, CYBERNETICS JR OR SR											
172	INTRO-LASR&QUAN ELC	Y	190-840-201	DIS 1A			W	1:00- 1:50P	BOELTER 5422	JALALI, B.	69	03	G	4.0
			190-840-202	DIS 1B			M	1:00- 1:50P	BOELTER 5422		23			0.0
172L	LASER LABORATORY	Y	190-841-201	LAB 1			R	1:00- 4:50P	ENGR IV 53133	STAFSUDD, O.M.	9	16	G	4.0
			RESTRICT: EE JUNIORS AND SENIORS											
			190-841-202	LAB 2			F	1:00- 4:50P	ENGR IV 53133	NELSON, P.R.	9	07	G	4.0
			RESTRICT: EE JUNIORS AND SENIORS											
174	SEMICNDCTR OPTOELEC	Y	190-850-200	LEC 1			TR	10:00-11:50A	BOELTER 5272		25	13	G	4.0
180D	SYSTEMS DESIGN	N	190-850-200	LEC 1			T	2:00- 3:50P	BOELTER 5422	POTTIE, G.J.	20	15	G	4.0
			RESTRICT: ALL UG ENGR MAJORS,MATH-COMP,CYBERNT											
			190-782-201	LAB 1A			R	2:00- 4:50P	ENGR IV 44110		20			0.0
184D	GROUP PROJCT DESIGN	Y	190-911-200	LAB 1			R	6:00- 7:30P	BOELTER 5514	BRIGGS, D.M.	0	24	G	4.0
201C	VLSI MODELING	N	594-008-200	LEC 1			TR	12:00- 1:50P	BOELTER 2760	HE, L.	20	14	G	4.0
			RESTRICT: GRADUATE STUDENTS											
			594-008-280	LEC 80			UNSCHE			HE, L.	0	30	G	4.0
			RESTRICT: ON-LINE MASTERS PROGRAM											
213A	ADV DSP CRCT DESIGN	Y	594-038-200	LEC 1			TR	4:00- 5:50P	MS 5127	JAIN, R.	30	16	G	4.0
			RESTRICT: GRADUATE STUDENTS											
M214A	DIGITL SPEECH PRCSS	N	594-050-280	LEC 80			UNSCHE			ALWAN, A.A.	0	30	G	4.0
			SAME AS : BIOMED M214A											
			RESTRICT: ON-LINE MASTERS PROGRAM											
214B	SPEECH PROCESSING	N	594-053-200	LEC 1			MW	2:00- 3:30P	BOELTER 5273	ALWAN, A.A.	20	07	G	4.0
			RESTRICT: GRADUATE STUDENTS											
215D	ANALOG MICRSYS DSGN	N	594-066-200	LEC 1			MW	2:00- 3:50P	MS 5138	DARABI, H.	25	07	G	4.0
			RESTRICT: GRADUATE STUDENTS											
216B	VLSI SIGNAL PRCSSNG	N	594-094-200	LEC 1			MW	2:00- 3:50P	BOTANY 325		45	07	G	4.0
221C	MCROWVE SEMCDR DEVC	N	594-121-200	LEC 1			TR	2:00- 3:50P	BOELTER 5264	FETTERMAN, H.R.	25	15	G	4.0
			RESTRICT: GRADUATE STUDENTS											
222	INTGRD CRCT FBRCTN	N	594-122-200	LEC 1			MW	2:00- 3:50P	MS 5203		15	07	G	4.0
224	SOLID ST ELCTRNC II	N	594-131-200	LEC 1			MW	4:00- 5:50P	BOELTER 4413	LI, N.	12	09	G	4.0
			RESTRICT: GRADUATE STUDENTS											
225	SEMICOND NANOSTRUCT	N	594-151-200	LEC 1			MW	10:00-11:50A	ROYCE 150		30	03	G	4.0
230B	DIGITAL CMMNCTN SYS	N	594-173-280	LEC 80			UNSCHE			POTTIE, G.J.	0	30	G	4.0
			RESTRICT: ON-LINE MASTERS PROGRAM											
230C	ALGO&PRCS-COM&RADAR	N	594-174-200	LEC 1			TR	2:00- 3:50P	BOELTER 5440		30	15	G	4.0
230D	SGNL PRCSNG-CMMNCTNS	N	594-175-200	LEC 1			TR	10:00-11:50A	BOELTER 5436		30	13	G	4.0
231E	CHANNEL CODING THRY	N	594-183-200	LEC 1			TR	2:00- 3:50P	BOELTER 2444	WESEL, R.D.	40	15	G	4.0
			RESTRICT: GRADUATE STUDENTS											
232B	TELCOM SWCH&QUE SYS	N	594-185-280	LEC 80			UNSCHE			RUBIN, I.	0	30	G	4.0
			RESTRICT: ON-LINE MASTERS PROGRAM											
232E	GRAPHS&NETWORK FLOW	N	594-188-200	LEC 1			MW	10:00-11:50A	BOELTER 5264		30	03	G	4.0
233	WIRELESS COMM SYST	Y	594-194-200	LEC 1			MW	2:00- 3:50P	PUB AFF 1270	DANESHRAJ, B.	20	07	G	4.0
			RESTRICT: GRADUATE STUDENTS											
236C	OPTM MTH-LG-SCL SYS	N	594-211-200	LEC 1			TR	2:00- 3:50P	BOELTER 5272		18	15	G	4.0
239AS	SIGNALS AND SYSTEMS	N	594-229-200	LEC 1			TR	4:00- 5:50P	BOELTER 5514		6	16	G	4.0
M240C	OPTIMAL CONTROL	N	594-238-200	LEC 1			TR	2:00- 3:50P	BOELTER 5273		0	15	G	4.0
			SAME AS : CH ENGR M280C, MECH&AE M270C											

CATALOG NUMBER	COURSE TITLE	ENF REQ IM	ID NUMBER	CLS TYP	SEC	FEE	DAYS	TIME	BUILDING/ ROOM	INSTRUCTOR	ENRL CAP	XC	CR TP	UNITS
M248S	SYST&DYNAMCS&CONTRL	N	594-288-200	SEM 1			F	3:00-5:50P	MS 7608	CHRISTOFIDES, P.D.	0	07	SU	2.0
			SAME AS : CH ENGR M297, MECH&AE M299A RESTRICT: GRADUATE STUDENTS											
M252	MEMS PHYSICS&DESIGN	N	594-312-200	LEC 1			MW	2:00-3:50P	BOELTER 3400		30	07	G	4.0
			SAME AS : BIOMED M252, MECH&AE M282 RESTRICT: GRADUATE STUDENTS											
M255	NEUROENGINEERING	Y	594-330-200	LEC 1			TR	2:00-3:50P	BOELTER 7514	JUDY, J.W.	5	15	G	4.0
			SAME AS : BIOMED M260, NEUROSC M206 RESTRICT: GRADUATE STUDENTS											
263	REFLECTOR ANTENNAS	N	594-362-200	LEC 1			MW	4:00-5:50P	BOELTER 5252		16	09	G	4.0
266	CMPTTN MTHD-ELCTRMG	N	594-368-200	LEC 1			TR	10:00-11:50A	BOELTER 5273	ITOH, T.	20	13	G	4.0
			RESTRICT: GRADUATE STUDENTS											
270	APLD QUANTM MECHNCS	N	594-377-200	LEC 1			TR	4:00-5:50P	BOELTER 5420	WILLIAMS, B.S.	25	16	G	4.0
			RESTRICT: GRADUATE STUDENTS											
279AS	TPC-PHYS&WV ELCTRNCS	N	594-410-200	LEC 1			MW	4:00-5:50P	BOELTER 5422		25	09		4.0
285B	PLASM WAV&INSTABLT	N	594-414-200	LEC 1			MW	10:00-11:50A	BOELTER 5514		10	03	G	4.0
295	TECHNICAL WRITING	N	594-570-200	LEC 1			R	3:00-4:50P	PAB 1749	WATSON, D.C.	0	30	SU	2.0
			RESTRICT: GRADUATE STUDENTS											
297	TOPICS IN ELEC ENGR	N	594-582-201	SEM 1			M	1:00-1:50P	ENGR IV 54134	OZCAN, A.	50	30	SU	1.0
			RESTRICT: EE GRADUATE STUDENTS											

Electrical Engineering 297, seminar 1:

ENGINEERING AND APPLIED SCIENCE

A per-unit Instructional Enhancement Fee is assessed on HSEAS undergraduate nontutorial classes and HSSEAS graduate nontutorial classes taught concurrently with undergraduate classes. See the Miscellaneous Fees chart at <http://www.registrar.ucla.edu/fees/> for fee amounts. Students who enroll in upper division HSSEAS courses without completing the prerequisites are subject to disenrollment after the second class meeting. If necessary, consult an HSSEAS counselor in 6426 Boelter Hall.

103	ENVIRNMENTL NANOTECH	N	186-321-200	LEC 1			TR	4:00-5:50P	BOELTER 5436	HOEK, E.M.	30	16	G	4.0
112	ENTREPRENEURSHIP	N	-----	LEC 1			TR	4:00-5:50P	MS 5200	BRISTOW, D.K.	102	16	G	4.0
			RESTRICT: ALL UG ENGINEERING MAJORS & SENIORS ONLY											
			186-377-201	DIS 1A			F	9:00-9:50A	BOELTER 4413		17			0.0
			186-377-202	DIS 1B			F	10:00-10:50A	BOELTER 4413		17			0.0
			186-377-203	DIS 1C			F	11:00-11:50A	BOELTER 4413		17			0.0
			186-377-204	DIS 1D			F	12:00-12:50P	BOELTER 4413		17			0.0
			186-377-205	DIS 1E			F	1:00-1:50P	BOELTER 4413		17			0.0
			186-377-206	DIS 1F			F	2:00-2:50P	BOELTER 4413		17			0.0
			186-377-207	DIS 1G			F	3:00-3:50P	BOELTER 4413		0			0.0
			186-377-208	DIS 1H			F	4:00-4:50P	BOELTER 4283		0			0.0
			186-377-209	DIS 1I			F	5:00-5:50P	BOELTER 4283		0			0.0
113	PRODUCT STRATEGY	N	186-378-200	LEC 1			MW	4:00-6:50P	BOELTER 5436	PAO, P.S.	30	09	G	4.0
			RESTRICT: ALL UG ENGINEERING MAJORS & SENIORS ONLY											

For Engineering 183, there is a maximum of 20 students per discussion section. You MUST attend the section in which you are enrolled; you cannot enroll in one section and attend another. You cannot move from one section to another once the term begins.

183EW	ENGINEERING&SOCIETY	N	-----	LEC 1			MW	8:00-9:50A	BUNCHE 2209A	WELTMAN, G.	136	27	G	4.0
			RESTRICT: UG SCHOOL OF ENGINEERING STUDENTS & JUNIORS AND ABOVE											
			186-799-201	DIS 1A			T	10:00-12:50P	BOELTER 5280		17			0.0
			186-799-202	DIS 1B			T	1:00-3:50P	BOELTER 5280		17			0.0
			186-799-203	DIS 1C			W	10:00-12:50P	BOELTER 5280		17			0.0
			186-799-204	DIS 1D			W	1:00-3:50P	BOELTER 5280		17			0.0
			186-799-205	DIS 1E			R	10:00-12:50P	BOELTER 5280		17			0.0
			186-799-206	DIS 1F			R	1:00-3:50P	BOELTER 5280		17			0.0
			186-799-207	DIS 1G			F	8:00-10:50A	BOELTER 5280		17			0.0
			186-799-208	DIS 1H			F	11:00-1:50P	BOELTER 5280		17			0.0
185EW	ART-ENGR ENDEAVORS	N	-----	LEC 1			MW	10:00-11:50A	BOELTER 2444		40	03	G	4.0
			186-811-201	DIS 1A			F	9:00-11:50A	FRANZ 2258A		40			0.0

ENGLISH

English

A per-unit Instructional Enhancement Fee is assessed on most L&S undergraduate nontutorial classes. See the Miscellaneous Fees chart at <http://www.registrar.ucla.edu/fees/> for fee amounts. English 140A thru 178B are limited to English and American Literature and Culture majors and minors during the FIRST ENROLLMENT PASS ONLY. Restrictions are lifted at the beginning of the second pass. English M179A thru 182C are limited to SENIOR English OR American Literature and Culture majors during the FIRST ENROLLMENT PASS ONLY. Restrictions are lifted at the beginning of the second pass.

4HW	CRITCL READ&WRITING	Y	Y 196-120-200	LEC 1			TR	9:00-10:50A	BUNCHE 3153	PACKER, B.L.	20	30	G	5.0
			RESTRICT: DEPARTMENT CONSENT											
4W	CRITCL READ&WRITING	Y	Y 196-113-202	LEC 2			MW	10:00-11:50A	HAINES A82	PACKER, B.L.	20	03	G	5.0
			Y 196-113-203	LEC 3			MW	11:00-12:50P	HAINES A20	PACKER, B.L.	20	04	G	5.0
			Y 196-113-205	LEC 5			MW	1:00-2:50P	PUB AFF 2319	PACKER, B.L.	20	06	G	5.0
			Y 196-113-206	LEC 6			MW	2:00-3:50P	PUB AFF 1284	PACKER, B.L.	20	07	G	5.0
			Y 196-113-207	LEC 7			MW	3:00-4:50P	HAINES A6	PACKER, B.L.	20	08	G	5.0
			Y 196-113-209	LEC 9			TR	10:00-11:50A	HAINES A28	PACKER, B.L.	20	13	G	5.0
			Y 196-113-210	LEC 10			TR	3:00-4:50P	ROLFE 3135		20	16	G	5.0
			Y 196-113-211	LEC 11			TR	4:00-5:50P	BOELTER 5419	PACKER, B.L.	20	16	G	5.0
			Y 196-113-212	LEC 12			TR	12:00-1:50P	HAINES A82	PACKER, B.L.	20	14	G	5.0
			Y 196-113-214	LEC 14			TR	2:00-3:50P	BUNCHE 3143	PACKER, B.L.	20	15	G	5.0
10A	ENGL LIT TO 1660	Y	-----	LEC 1			MWF	11:00-11:50A	KNSY PV 1220B	SHUGER, D.K.	160	04		5.0
			196-127-201	DIS 1A			F	12:00-12:50P	HUMANTS A40		20			0.0
			196-127-202	DIS 1B			F	12:00-12:50P	HAINES A6		20			0.0
			196-127-203	DIS 1C			F	12:00-12:50P	WG YOUNG 1044		20			0.0
			196-127-204	DIS 1D			F	12:00-12:50P	HUMANTS A48		20			0.0
			196-127-205	DIS 1E			F	1:00-1:50P	HUMANTS A40		20			0.0
			196-127-206	DIS 1F			F	1:00-1:50P	HUMANTS A46		20			0.0
			196-127-207	DIS 1G			F	1:00-1:50P	HUMANTS A48		20			0.0
			196-127-208	DIS 1H			F	1:00-1:50P	HUMANTS A66		20			0.0
10B	ENGL LIT 1660-1832	Y	-----	LEC 1			MWF	10:00-10:50A	BUNCHE 2209A	KAREEM, S.T.	160	03		5.0
			196-134-201	DIS 1A			F	11:00-11:50A	HUMANTS A56		20			0.0
			196-134-202	DIS 1B			F	11:00-11:50A	HUMANTS A60		20			0.0
			196-134-203	DIS 1C			F	11:00-11:50A	BUNCHE 1221A		20			0.0
			196-134-204	DIS 1D			F	11:00-11:50A	HUMANTS A48		20			0.0
			196-134-205	DIS 1E			F	12:00-12:50P	HUMANTS A66		20			0.0
			196-134-206	DIS 1F			F	12:00-12:50P	HUMANTS A68		20			0.0
			196-134-207	DIS 1G			F	12:00-12:50P	FRANZ 2288		20			0.0
			196-134-208	DIS 1H			F	12:00-12:50P	BUNCHE 3143		20			0.0

CATALOG NUMBER	COURSE TITLE	ENF REQ IM	ID NUMBER	CLS TYP	SEC	FEE	DAYS	TIME	BUILDING/ ROOM	INSTRUCTOR	ENRL CAP	XC	CR TP	UNITS	
10C	ENGL LIT 1832-PRES	Y	-----	LEC	1		MWF	12:00-12:50P	HUMANTS A51	NORTH, M.A.	200	05		5.0	
			196-141-201	DIS	1A		F	1:00-1:50P	HUMANTS A68			20			0.0
			196-141-202	DIS	1B		F	1:00-1:50P	HAINES A6			20			0.0
			196-141-203	DIS	1C		F	1:00-1:50P	HAINES A20			20			0.0
			196-141-204	DIS	1D		F	1:00-1:50P	HAINES A28			20			0.0
			196-141-205	DIS	1E		F	1:00-1:50P	PUB AFF 1256			20			0.0
			196-141-206	DIS	1F		F	2:00-2:50P	PUB AFF 1256			20			0.0
			196-141-207	DIS	1G		F	2:00-2:50P	HUMANTS A46			20			0.0
			196-141-208	DIS	1H		F	2:00-2:50P	HUMANTS A48			20			0.0
			196-141-209	DIS	1I		F	2:00-2:50P	HUMANTS A66			20			0.0
			196-141-210	DIS	1J		F	2:00-2:50P	HUMANTS A68			20			0.0
			196-186-200	SEM	1		W		12:00-2:50P	HAINES A78	STONE, C.R.		15	30	
88A	ELEGY-CLASSCL&MEDVL	N	-----	LEC	1										
English 88A, seminar 1: Elegy in Classical and Medieval Worlds															
88F	RLST NOVL 1832-1901	N	196-191-200	SEM	1		T	9:00-11:50A	ROLFE 3112	DUBORD, M.A.	15	30		5.0	
English 88F, seminar 1: Gossip, Hearsay, Talltales, and Busybodies: Social Behaviors in Realist Novel, 1832 to 1901															
88I	SPIRTLSM-19C AM LIT	N	196-194-200	SEM	1		M	12:00-2:50P	HUMANTS A60	FINLEY, L.L.	15	30		5.0	
English 88I, seminar 1: Spiritualism in 19th-Century American Literature															
88J	US PRINT SUBCULTURS	N	196-195-200	SEM	1		T	12:00-2:50P	BUNCHE 2150	LEE, J.W.	15	30		5.0	
English 88J, seminar 1: U.S. Print Subcultures															
90	SHAKESPEARE	N	-----	LEC	1		MW	12:00-1:50P	ROYCE 190	DICKEY, S.J.	80	05		5.0	
			196-234-201	DIS	1A		F	12:00-12:50P	BUNCHE 3211			20			0.0
			196-234-202	DIS	1B		F	12:00-12:50P	PUB AFF 2238			20			0.0
			196-234-203	DIS	1C		F	1:00-1:50P	BUNCHE 3211			20			0.0
			196-234-204	DIS	1D		F	1:00-1:50P	PUB AFF 2238			20			0.0
M102B	ASIA AM LIT-1980 ON	Y	196-325-200	LEC	1		MW	12:00-1:50P	PUB AFF 2270	GREENBERG, L.M.	40	05		5.0	
SAME AS : ASIA AM M112B															
M104C	AFR-AM LIT-1960S ON	Y	196-339-200	LEC	1		MW	2:00-3:50P	PUB AFF 2214	GOYAL, Y.	40	07		5.0	
SAME AS : AFRO-AM M104C															
M105B	RECENT CHICANO LIT	Y	196-352-200	LEC	1		TR	2:00-3:50P	PUB AFF 1222	PEREZ-TORRES, R.	40	15		5.0	
SAME AS : CHICANO M105B															
108C	THE APOCRYPHA	Y	196-370-200	LEC	1		MW	12:00-1:50P	ROYCE 164	BATTEN, C.L.	50	05		4.0	
English 108C, lecture 1: Apocrypha															
109	AMERCN POLITCL NOVL	Y	196-371-200	LEC	1		TR	12:00-1:50P	BOELTER 5440	YARBOROUGH, R.A.	60	14		4.0	
English 109, lecture 1: American Political Novel															
	ELECTRONIC LIT	Y	196-371-201	LEC	2		TR	10:00-11:50A	DODD 170	STEFANS, B.K.	60	13		4.0	
English 109, lecture 2: Introduction to Electronic Literature															
110	AUSTEN THEN AND NOW	Y	196-383-200	LEC	1		TR	4:00-5:50P	HAINES A25	WOZNAK, H.A.	60	16		4.0	
English 110, lecture 1: Jane Austen, Then and Now															
111E	SURV-MDVL CELTC LIT	Y	196-409-200	LEC	1		MW	10:00-11:50A	ROYCE 164	NAGY, J.F.	50	03		4.0	
112SL	CHILDRENS LIT-SL	Y	196-412-200	LEC	1		TR	12:30-1:45P	HUMANTS A65	FOOTE, B.M.	80	14		4.0	
							T	2:00-3:50P	MS 5127						
							T	3:00-3:50P	MS 5225						
							TR	12:00-1:50P	PAB 1434A	GANO, G.M.	60	14		4.0	
115A	AMER POPULAR LIT	Y	196-428-200	LEC	1		TR	12:00-1:50P							
For English 133, enrollment is by instructor consent only on the basis of writing submissions. Information is available in 149 Humanities Building.															
133	CREATV WRIT-POETRY	Y	196-483-200	LEC	1		T	9:00-11:50A	HUMANTS 222B	MULLEN, H.R.	15	30		5.0	
			196-483-201	LEC	2		R	2:00-4:50P	HUMANTS 222B	WILSON, R.		15	30		5.0
RESTRIC: INSTRUCTOR CONSENT															
RESTRIC: INSTRUCTOR CONSENT															
For English 134, enrollment is by instructor consent only on the basis of writing submissions. Information is available in 149 Humanities Building.															
134	CREAT WRIT-SHT STRY	Y	196-491-200	LEC	1		T	2:00-4:50P	HUMANTS 222B	LOUIE, D.W.	15	30		5.0	
			196-491-201	LEC	2		M	11:00-1:50P	HUMANTS 222B	HUNEVEN, M.R.		15	30		5.0
			196-491-202	LEC	3		W	3:00-5:50P	HUMANTS 222B	KEVORKIAN, K.K.		15	30		5.0
			196-509-200	LEC	1		TR	12:00-1:50P	PUB AFF 2238	REINHARD, K.		45	14		5.0
RESTRIC: ENGL OR AM LIT&CULT MAJOR OR MINOR															
English 140B, lecture 1: Foundations and Anti-Foundations of Modern Critical Theory															
141A	CHAUCCER-CBURY TALES	Y	196-514-200	LEC	1		MW	2:00-3:50P	ROYCE 164	ALLEN, M.J.	40	07		5.0	
			196-514-201	LEC	2		TR	2:00-3:50P	ROYCE 164	JAGER, E.		40	15		5.0
			196-514-202	LEC	3		TR	10:00-11:50A	ROYCE 164	CUNNINGHAM, K.J.		40	13		5.0
RESTRIC: ENGLISH MAJORS OR MINORS															
142A	SHAKES-POEM&ER PLAY	Y	-----	LEC	1		TR	12:00-1:50P	ROYCE 362	BRAUNMULLER, A.R.	120	14		5.0	
			196-519-201	DIS	1A		R	4:00-4:50P	HUMANTS A48			20			0.0
			196-519-202	DIS	1B		R	4:00-4:50P	HUMANTS A32			20			0.0
			196-519-203	DIS	1C		R	4:00-4:50P	HUMANTS A68			20			0.0
			196-519-204	DIS	1D		R	5:00-5:50P	HUMANTS A48			20			0.0
			196-519-205	DIS	1E		R	5:00-5:50P	HUMANTS A68			20			0.0
			196-519-206	DIS	1F		R	5:00-5:50P	HUMANTS A46			20			0.0
			196-521-206	DIS	1F		R	5:00-5:50P	HUMANTS A48			20			0.0
142B	SHAKESP-LATER PLAYS	Y	-----	LEC	1		MW	10:00-11:50A	HAINES A2	ALLEN, M.J.	120	03		5.0	
RESTRIC: ENGL OR AM LIT&CULT MAJOR OR MINOR															
			196-521-201	DIS	1A		W	4:00-4:50P	MOORE 1003		20			0.0	
			196-521-202	DIS	1B		W	4:00-4:50P	BUNCHE 2181		20			0.0	
			196-521-203	DIS	1C		W	4:00-4:50P	ROLFE 3134		20			0.0	
			196-521-204	DIS	1D		W	5:00-5:50P	HUMANTS A26		20			0.0	
			196-521-205	DIS	1E		W	5:00-5:50P	HUMANTS A46		20			0.0	
			196-521-206	DIS	1F		W	5:00-5:50P	HUMANTS A48		20			0.0	
143	MILTON	Y	-----	LEC	1		MW	10:00-11:50A	ROYCE 362	MCEACHERN, C.	120	03		5.0	
			196-525-201	DIS	1A		W	2:00-2:50P	HUMANTS A26			20			0.0
			196-525-202	DIS	1B		W	2:00-2:50P	PUB AFF 1264			20			0.0
			196-525-203	DIS	1C		W	2:00-2:50P	BUNCHE 2181			20			0.0
			196-525-204	DIS	1D		W	3:00-3:50P	MS 7608			20			0.0
			196-525-205	DIS	1E		W	3:00-3:50P	BUNCHE 2181			20			0.0
			196-525-206	DIS	1F		W	3:00-4:50P	MS 5117			20			0.0
151	ELIZABETHAN LIT	Y	196-553-200	LEC	1		MW	2:00-3:50P	PUB AFF 2232	MCEACHERN, C.	45	07		5.0	
154	RESTOR & EAR 18TH C	Y	196-561-200	LEC	1		MW	4:00-5:50P	ROLFE 3126	BATTEN, C.L.	45	09		5.0	
155	LIT LATER 18TH CEN	Y	196-565-200	LEC	1		MW	10:00-11:50A	PUB AFF 2232	SILVER, S.R.	45	03		5.0	
156	DRAMA 1660-1842	Y	196-569-200	LEC	1		TR	10:00-11:50A	PUB AFF 2232	SILVER, S.R.	45	13		5.0	

CATALOG NUMBER	COURSE TITLE	ENF REQ IM	ID NUMBER	CLS TYP	SEC	FEE	DAYS	TIME	BUILDING/ ROOM	INSTRUCTOR	ENRL CAP	XC	CR TP	UNITS
201C	MODRN CRITICL THGHT		196-845-203	SEM	3		W	3:00- 5:50P	HAINES A78	DICKEY, S.J.	15	30	G	5.0
		N	596-023-200	LEC	1							12	30	
244	OLD&MEDIVL ENGL LIT		596-318-200	LEC	1		W	3:00- 5:50P	HUMANTS A56	JAGER, E.	12	30		4.0
250	RESTORATION&18C LIT		596-368-200	LEC	1		R	12:00- 2:50P	HUMANTS A56	DEUTSCH, H.E.	12	30		4.0
251	ROMANTIC WRITERS		596-383-200	LEC	1		T	3:00- 5:50P	HUMANTS A56	MANIQUIS, R.M.	12	30		4.0
252	VICTORIAN LIT		596-398-200	LEC	1		W	12:00- 2:50P	HUMANTS A56	BRISTOW, J.E.	12	30		4.0
254	AMER LIT TO 1900		596-413-200	LEC	1		T	9:00-11:50A	HUMANTS A56	PACKER, B.L.	12	30		4.0
255	CONTEMP AMERICN LIT		596-418-200	LEC	1		W	3:00- 5:50P	HUMANTS A60	SELTZER, M.I.	12	30		4.0
259	STUDIES IN CRITICSM		596-448-200	LEC	1		T	12:00- 2:50P	HUMANTS A56	NGAI, S.	12	30		4.0
M262	STDS-AFRO-AMER LIT		596-467-200	LEC	1		W	9:00-11:50A	HUMANTS A56	YARBOROUGH, R.A.	6	30		4.0
265	POSTCOLONIAL LIT		596-485-200	SEM	1		R	12:00- 2:50P	HUMANTS A60	DELOUGHREY, E.	12	30		4.0
M270	LITERARY THEORY		596-420-200	SEM	1		W	2:00- 4:50P	BUNCHE 2173		0	30		5.0
495A	SPRVSD TEACHNG PREP		596-790-200	SEM	1		M	4:00- 5:50P	HUMANTS A68	MOTT, C.M.	21	30	SU	2.0

English Composition

A per-unit Instructional Enhancement Fee is assessed on most L&S undergraduate nontutorial classes. See the Miscellaneous Fees chart at <http://www.registrar.ucla.edu/fees/> for fee amounts. ENGLISH COMPOSITION POLICY FOR ATTENDANCE AND LATE ENROLLMENT (ALL CLASSES): The department will cancel your enrollment in any English Composition class if you do not attend at least one of the first two class meetings. After the first two class meetings, wait-listed students who have attended both class meetings may enroll only with permission to enroll (PTE) obtained from the instructor. For English Composition 3 and all subsequent courses, students must satisfy the University of California Entry-Level Writing requirement before enrolling. See the UCLA General Catalog for detailed information about Entry-Level Writing requirements or <http://www.wp.ucla.edu/requirements/>. The Spring Quarter Analytical Writing Placement Examination (AWPE) and the English Composition 3 Proficiency Examination will be given April 6, 2009, from 6 to 8:30 p.m. in 1200 Rolfe Hall. For more information, see <http://www.wp.ucla.edu>.

2	UNIVERSITY WRITING	Y	194-036-201	LEC	1		TR	12:00- 1:50P	HUMANTS A68	LISLE, B.J.	20	30	G	5.0
			194-036-202	LEC	2		MW	12:00- 1:50P	HUMANTS A40	LISLE, B.J.	20	30	G	5.0
			194-036-203	LEC	3		MW	12:00- 1:50P	HUMANTS A68	MAASIK, S.	20	30	G	5.0
3	ENGL COMP-RHET&LANG	Y	194-099-201	LEC	1		MW	8:00- 9:15A	HUMANTS A48	MATTENSON, L.M.	20	30	G	5.0
			194-099-202	LEC	2		MW	9:30-10:45A	HUMANTS A48	MATTENSON, L.M.	20	30	G	5.0
			194-099-203	LEC	3		MW	11:00-12:15P	HUMANTS A48	CREESE, R.A.	20	30	G	5.0
			194-099-204	LEC	4		MW	12:30- 1:45P	HUMANTS A48	CREESE, R.A.	20	30	G	5.0
			194-099-206	LEC	6		MW	9:30-10:45A	HUMANTS A66	BURNETT, M.	20	30	G	5.0
			194-099-207	LEC	7		MW	11:00-12:15P	HUMANTS A66	BURNETT, M.	20	30	G	5.0
			194-099-208	LEC	8		MW	9:30-10:45A	PUB AFF 2333	POPHAM, S.A.	20	30	G	5.0
			194-099-209	LEC	9		MW	11:00-12:15P	PUB AFF 2333	POPHAM, S.A.	20	30	G	5.0
			194-099-210	LEC	10		TR	3:30- 4:45P	PUB AFF 1329		20	30	G	5.0
			194-099-211	LEC	11		TR	11:00-12:15P	HUMANTS A48	WATSON, D.C.	20	30	G	5.0
			194-099-212	LEC	12		MW	12:00- 1:50P	PUB AFF 2284	DAVIS, M.E.	20	30	G	5.0
			194-099-213	LEC	13		MW	2:00- 3:50P	PUB AFF 2284	DAVIS, M.E.	20	30	G	5.0
			194-099-214	LEC	14		TR	8:00- 9:15A	HUMANTS A48	STEINBERG, S.K.	20	30	G	5.0
			194-099-215	LEC	15		TR	9:30-10:45A	HUMANTS A48	STEINBERG, S.K.	20	30	G	5.0
			194-099-216	LEC	16		TR	12:30- 1:45P	HUMANTS A66	MOYLE, G.	20	30	G	5.0
			194-099-217	LEC	17		TR	11:00-12:15P	HUMANTS A66	DVORAK, L.	20	30	G	5.0
			194-099-218	LEC	18		TR	12:30- 1:45P	HUMANTS A48	GIULIANO, C.F.	20	30	G	5.0
			194-099-219	LEC	19		TR	2:00- 3:50P	HUMANTS A48	DVORAK, L.	20	30	G	5.0
			194-099-220	LEC	20		TR	2:00- 3:15P	HUMANTS A66	MOE, M.L.	20	30	G	5.0
			194-099-221	LEC	21		TR	3:30- 4:45P	HUMANTS A66	MOE, M.L.	20	30	G	5.0
			194-099-222	LEC	22		TR	2:00- 3:15P	PUB AFF 2333	HEWITT, A.M.	20	30	G	5.0
			194-099-223	LEC	23		TR	3:30- 4:45P	PUB AFF 2333	HEWITT, A.M.	20	30	G	5.0
			194-099-224	LEC	24		TR	9:30-10:45A	POWELL 307	GERRARD, L.	20	30	G	5.0
			194-099-225	LEC	25		TR	11:00-12:15P	POWELL 307	GERRARD, L.	20	30	G	5.0
			194-099-226	LEC	26		MW	4:00- 5:50P	HUMANTS A66		20	30	G	5.0
5W	LIT&CLTR&CRIT INQRY	Y Y	194-016-201	LEC	1		MW	12:00- 1:50P	ROLFE 3134	BEIDERWELL, B.J.	20	30	G	5.0
	English Composition 5W, lecture 1:													
			Y 194-016-202	LEC	2		TR	10:00-11:50A	PUB AFF 2284	SHAFFER, G.V.	20	30	G	5.0
	English Composition 5W, lecture 2:													
			Y 194-016-203	LEC	3		TR	2:00- 3:50P	PUB AFF 2319	SHAFFER, G.V.	20	30	G	5.0
	English Composition 5W, lecture 3:													
			Y 194-016-204	LEC	4		TR	8:00- 9:50A	HUMANTS A68	WESTBAY, J.	20	30	G	5.0
	English Composition 5W, lecture 4:													
			Y 194-016-205	LEC	5		TR	10:00-11:50A	HUMANTS A68	WESTBAY, J.	20	30	G	5.0
	English Composition 5W, lecture 5:													
			Y 194-016-206	LEC	6		MW	10:00-11:50A	HUMANTS A68	GRIFFIN, S.M.	20	30	G	5.0
	English Composition 5W, lecture 6:													
			Y 194-016-207	LEC	7		MW	2:00- 3:50P	HUMANTS A40	GRIFFIN, S.M.	20	30	G	5.0
	English Composition 5W, lecture 7:													
			Y 194-016-208	LEC	8		TR	8:00- 9:50A	HUMANTS A40	BONCA, T.C.	20	30	G	5.0
	English Composition 5W, lecture 8:													
			Y 194-016-209	LEC	9		TR	10:00-11:50A	HUMANTS A40	BONCA, T.C.	0	30	G	5.0
	English Composition 5W, lecture 9:													
			Y 194-016-210	LEC	10		TR	12:00- 1:50P	PUB AFF 2284	RUBINSON, G.J.	0	30	G	5.0
	English Composition 5W, lecture 10:													
			Y 194-016-211	LEC	11		TR	2:00- 3:50P	PUB AFF 2284	RUBINSON, G.J.	0	30	G	5.0
	English Composition 5W, lecture 11:													
			Y 194-016-212	LEC	12		MW	2:00- 3:50P	PUB AFF 2333		0	30	G	5.0
	English Composition 5W, lecture 12:													
			Y 194-016-213	LEC	13		MW	4:00- 5:50P	PUB AFF 2333	FALLOWS, R.J.	0	30	G	5.0
	English Composition 5W, lecture 13:													
			Y 194-016-214	LEC	14		TR	2:00- 3:15P	PUB AFF 1329	FALLOWS, R.J.	0	30	G	5.0
	English Composition 5W, lecture 14:													

CATALOG NUMBER	COURSE TITLE	ENF REQ IM	ID NUMBER	CLS TYP	SEC	FEE	DAYS	TIME	BUILDING/ ROOM	INSTRUCTOR	ENRL CAP	XC	CR TP	UNITS
	English Composition 5W, lecture 15:	Y	194-016-215	LEC	15		TR	2:00- 3:50P	HUMANTS A68	LEWIS, J.S.	0	30	G	5.0
	English Composition 5W, lecture 16:	Y	194-016-216	LEC	16		MW	10:00-11:50A	HUMANTS A40	FRETZ, R.I.	0	30	G	5.0
6W	LANG&CLTR&DISCOURSE	Y Y	194-023-201	LEC	1		TR	12:00- 1:50P	HUMANTS A40	HOLTEN, C.	0	14	G	5.0
		Y	194-023-202	LEC	2		TR	10:00-11:50A	PUB AFF 2333	LISOVSKY, K.F.	0	13	G	5.0
For English Composition 100W, nonattendance in the first week will result in cancellation of enrollment. See policy statement at head of section. Lectures 1 and 2 are limited to transfer students within their first three terms of UCLA enrollment. To enroll or join the wait list, e-mail a "Request to Join Eng Comp 100W TIP Section" that includes your name, student I.D. number, and preferred section to mcgraw@humnet.ucla.edu. Eligible students receive notification of their enrollment or wait-list status within two business days from receipt of their request.														
100W	ACADEMIC WRITING	Y Y	194-301-201	LEC	1		TR	2:00- 3:50P	HUMANTS A40	DE, E.N.	20	30	G	5.0
	English Composition 100W, lecture 1:	Y	194-301-202	LEC	2		MW	2:00- 3:50P	HUMANTS A66	DE, E.N.	20	30	G	5.0
	English Composition 100W, lecture 2:	Y	194-301-203	LEC	3		MW	10:00-11:50A	PUB AFF 2284	MANO, S.	20	30	G	5.0
		Y	194-301-204	LEC	4		TR	2:00- 3:50P	DODD 162	FRANKEL, E.P.	0	15	G	5.0
	English Composition 100W, lecture 4:	Y	194-301-205	LEC	5		MW	2:00- 3:50P	HUMANTS A68	FRETZ, R.I.	20	30	G	5.0
	English Composition 100W, lecture 5:	N	600-679-200	SEM	1		M	12:00- 1:50P	HAINES A6	HOLTEN, C.	0	05	SU	2.0
M495A	SPRVS D TEACHNG PREP													
			SAME AS : ENGR M495B											

ENVIRONMENT

A per-unit Instructional Enhancement Fee is assessed on most L&S undergraduate nontutorial classes. See the Miscellaneous Fees chart at <http://www.registrar.ucla.edu/fees/> for fee amounts.

M1CW	GLOBAL ENVIRON-TPCS	Y	184-003-201	SEM	1		W	9:00-11:50A	COVEL 210	STOLZENBACH, K.D.	0	30	G	5.0
			SAME AS : GE CLST M1CW											
	Environment M1CW, seminar 1:		184-003-202	SEM	2		R	9:00-11:50A	COVEL 210	LONGCORE, T.R.	0	30	G	5.0
	Environment M1CW, seminar 2:		184-003-203	SEM	3		T	3:00- 5:50P	COVEL L6B	STOLZENBACH, K.D.	0	30	G	5.0
	Environment M1CW, seminar 3:		184-003-204	SEM	4		M	12:00- 2:50P	PUB AFF 1343	STOLZENBACH, K.D.	0	30	G	5.0
	Environment M1CW, seminar 4:		184-003-205	SEM	5		T	9:00-11:50A	PUB AFF 1343	GLICKFELD, M.J.	0	30	G	5.0
	Environment M1CW, seminar 5:		184-003-206	SEM	6		T	9:00-11:50A	PUB AFF 2278	STOLZENBACH, K.D.	0	30	G	5.0
	Environment M1CW, seminar 6:		184-003-207	SEM	7		W	12:00- 2:50P	PUB AFF 2317	STOLZENBACH, K.D.	0	30	G	5.0
	Environment M1CW, seminar 7:		184-003-208	SEM	8		W	12:00- 2:50P	BUNCHE 3153	ZACKEY, J.W.	0	30	G	5.0
	Environment M1CW, seminar 8:													
121	CONSRV-BIODIVERSITY	N	-----	LEC	1		TR	12:30- 1:45P	LAKRETZ 120	SORK, V.	40	14	G	4.0
			184-426-201	DIS	1A		TBA				20			0.0
			184-426-202	DIS	1B		T	2:00- 3:50P	WGYOUNG 1044		20			0.0
M135	CALIF SSTNBL DVLPMT	N	184-510-201	LEC	1		MW	9:30-10:45A	PUB AFF 4357B	KAHN, M.E.	16	02		4.0
			SAME AS : PUB PLC M149, URBN PL M163											
M164	ENVIR PLTCS&GVRNNCE	N	184-674-201	LEC	1		W	2:00- 4:50P	DODD 175	PINCETL, S.S.	10	09	G	4.0
			SAME AS : URBN PL CM160											
170	ENVIRON SCI COLLOOM	N	184-720-200	SEM	1		M	4:00- 5:30P	LAKRETZ 110	SILVERMAN, M.C.	120	30	PN	1.0
180C	PRACTICUM ENVIR SCI	Y	184-782-200	LAB	1		F	9:00-12:50P	LAKRETZ 300A	LONGCORE, T.R.	20	30	G	5.0
			RESTRICT: ENVIRONMENTAL SCIENCE MAJORS & SENIORS ONLY											
184	SATELITE OCEANOGRAPHY	N	184-804-200	LEC	1		R	4:00- 5:30P	MS 5118	NEZLIN,	25	30		4.0
193	JOURNAL CLUB SEM	N	184-858-200	SEM	1		M	4:00- 4:50P	LAKRETZ 300F	SMITH, T.B.	12	30	PN	1.0
			RESTRICT: SENIORS ONLY											
	Environment 193:													

ENVIRONMENTAL HEALTH SCIENCES

100	INTR-ENVRMNTL HLTH	N	042-300-200	LEC	1		TR	1:00- 2:50P	HLTHSCI	GODWIN, H.	134	15		4.0
			RESTRICT: ANY PUBLIC HEALTH MAJOR											
C152D	AIRBORNE PARTICLES	N	042-616-200	LEC	1		MW	10:00-11:50A	PUB HLT 51279	HINDS, W.C.	15	03		4.0
C164	ORGANC CHMCL-AQUATC	N	042-684-200	LEC	1		MW	11:00-12:50P	PUB HLT 61235	SUFFET, I.H.	10	04		4.0
202	ENVIRONMENTAL CHEM	N	842-012-200	SEM	1		F	3:00- 4:50P	PUB HLT 61235	QUE HEE, S.S.	30	30	G	2.0
			RESTRICT: GRADUATE STUDENTS											
C240	FNDMNTLS-TOXICOLOGY	N	842-240-200	LEC	1		TR	1:00- 2:50P	PUB HLT 61269	COLLINS, M.D.	30	15	G	4.0
251	PREV-DISEASE-WORKER	N	-----	LEC	1		R	4:00- 6:50P	PUB HLT	HARBER, P.I.	15	30	G	3.0
C252D	AIRBORNE PARTICLES	N	842-314-200	LEC	1		MW	10:00-11:50A	PUB HLT 51279	HINDS, W.C.	15	03		4.0
			RESTRICT: GRADUATE STUDENTS											
252E	ID&MSR-GASES&VAPORS	N	842-315-200	LEC	1		T	3:00- 5:50P	PUB HLT 61235	QUE HEE, S.S.	25	15	G	4.0
			RESTRICT: ENVIRON HLTH SCI, PUBLIC HLTH MAJORS											
252F	INDUS HYGIENE MSRMT	N	842-316-200	LAB	1		W	2:00- 4:50P	PUB HLT 41235	HINDS, W.C.	25	09		3.0
			RESTRICT: ENVIRON HLTH SCI, PUBLIC HLTH MAJORS											
252G	INDUS&ENVIR HYGIENE	N	842-313-200	LEC	1		R	8:00-11:50A	PUB HLT 61262	HINDS, W.C.	10	12	G	4.0
			RESTRICT: ENVIRON HLTH SCI, PUBLIC HLTH MAJORS											
259A	OCCPTNL SAFE&ERGNMC	N	842-351-200	LEC	1		W	6:00- 8:50P	PUB HLT 41235	HINDS, W.C.	20	30	G	4.0
C264	ORGANC CHMCL-AQUATC	N	842-384-200	LEC	1		MW	11:00-12:50P	PUB HLT 61235	SUFFET, I.H.	25	04		4.0
			RESTRICT: GRADUATE STUDENTS											
270	WORK AND HEALTH	N	842-420-200	LEC	1		T	12:00- 2:50P	PUB HLT 61235	SCHNALL, P.L.	20	30		4.0
			RESTRICT: GRADUATE STUDENTS											
296A	COASTAL ECO PROBLMS	N	842-570-200	SEM	1		UNSCHE			AMBROSE, R.F.	10	30	SU	2.0
			RESTRICT: INSTRUCTOR CONSENT											
296B	TERATOGENESIS	N	842-571-200	RGP	1		UNSCHE			COLLINS, M.D.	10	30	SU	2.0
			RESTRICT: INSTRUCTOR CONSENT											
296C	TXCLGY&ENV HLT PLCY	N	842-569-200	SEM	1		UNSCHE			GODWIN, H.	10	30	SU	2.0
			RESTRICT: INSTRUCTOR CONSENT											
296D	COASTAL IMPACTS	N	842-573-200	SEM	1		UNSCHE			PENDLETON, L.H.	10	30	SU	2.0
			RESTRICT: INSTRUCTOR CONSENT											
296E	MOLEC TPC-BORON BIO	N	842-574-200	RGP	1		UNSCHE			ECKHERT, C.D.	10	30	SU	2.0
			RESTRICT: INSTRUCTOR CONSENT											
296F	TOXIC CHEMICALS	N	842-575-200	SEM	1		UNSCHE			FROINES, J.R.	10	30	SU	2.0
			RESTRICT: INSTRUCTOR CONSENT											
296G	AEROSOL TECHNOLOGY	N	842-576-200	SEM	1		UNSCHE			HINDS, W.C.	10	30	SU	2.0
			RESTRICT: INSTRUCTOR CONSENT											

104 / ENVIRONMENTAL SCIENCE AND ENGINEERING

Spring 2009

CATALOG NUMBER	COURSE TITLE	ENF REQ IM	ID NUMBER	CLS TYP	SEC	FEE	DAYS	TIME	BUILDING/ ROOM	INSTRUCTOR	ENRL CAP	XC	CR TP	UNITS
296I	INDUS&ENVIR HYGIENE	N	842-578-200	SEM 1				UNSCHE		QUE HEE, S.S.	10	30	SU	2.0
			RESTRICT: INSTRUCTOR CONSENT											
296J	GERM CELL BIOMARKER	N	842-579-200	RGP 1				UNSCHE		ROBBINS, W.A.	10	30	SU	2.0
			RESTRICT: INSTRUCTOR CONSENT											
296K	AQUATIC CHEMISTRY	N	842-580-200	SEM 1				UNSCHE		SUFFET, I.H.	10	30	SU	2.0
			RESTRICT: INSTRUCTOR CONSENT											
296L	WATER SCIENCE&HLTH	N	842-581-200	SEM 1				UNSCHE		VALENTINE, J.	10	30	SU	2.0
			RESTRICT: INSTRUCTOR CONSENT											
296M	ATMOSPHERIC POLLUTN	N	842-582-200	SEM 1				UNSCHE		WINER, A.M.	10	30	SU	2.0
			RESTRICT: INSTRUCTOR CONSENT											
401	ENVIRNMNTL MSURMNTS	N	842-602-200	LEC 1			MW	3:00- 4:50P	PUB HLT 71257	VALENTINE, J.	20	30	G	4.0
			RESTRICT: GRADUATE STUDENTS											
M411	ENVIRN HLTH SCI SEM	N	842-622-200	SEM 1			R	12:00-12:50P	HLTHSCI	GODWIN, H.	50	30	SU	2.0
			SAME AS : ENV SCI M411											
			RESTRICT: ENVIRON HLTH SCI, PUBLIC HLTH MAJORS											
M471	IMPROVING WRKR HLTH	N	-----	LEC 1				TBA	PUB HLT		0	30		4.0
			SAME AS : COM HLT CM470, URBN PL M470											
			842-742-201	FLD 1A				TBA	PUB HLT		0			0.0

ENVIRONMENTAL SCIENCE AND ENGINEERING

400C	ENV SCI&ENGR PRB CR	N	599-612-201	DIS 1				UNSCHE		WINER, A.M.	10	30	T3	8.0
			RESTRICT: ENVIRON SCIENCE AND ENGR MAJORS											
			599-612-202	DIS 2				UNSCHE		AMBROSE, R.F.	10	30	T3	8.0
			RESTRICT: ENVIRON SCIENCE AND ENGR MAJORS											
			599-612-203	DIS 3				UNSCHE		SUFFET, I.H.	10	30	T3	8.0
			RESTRICT: ENVIRON SCIENCE AND ENGR MAJORS											
			599-612-204	DIS 4				UNSCHE		PENDLETON, L.H.	10	30	T3	8.0
			RESTRICT: ENVIRON SCIENCE AND ENGR MAJORS											
410C	ENV SCI&ENGR WRKSHP	N	599-627-200	DIS 1			R	3:00- 6:50P	PUB HLT 51279	SUFFET, I.H.	15	16	SU	2.0
			RESTRICT: ENVIRON SCIENCE AND ENGR MAJORS											
M411	ENVIRN HLTH SCI SEM	N	599-631-200	SEM 1			R	12:00-12:50P	HLTHSCI	GODWIN, H.	50	30	SU	2.0
			SAME AS : ENV HLT M411											
			RESTRICT: ENVIRON SCIENCE AND ENGR MAJORS											

EPIDEMIOLOGY

100	PRINCP-EPIDEMIOLOGY	N	-----	LEC 1			TR	9:00-11:50A	HLTHSCI	MALMGREN, R.M.	60	12	G	4.0
			RESTRICT: ANY PUBLIC HEALTH MAJOR											
			044-300-201	DIS 1A			TR	10:00-11:50A	PUB HLT		30			0.0
			RESTRICT: ANY PUBLIC HEALTH MAJOR											
			044-300-202	DIS 1B			TR	10:00-11:50A	PUB HLT 61235		30			0.0
			RESTRICT: ANY PUBLIC HEALTH MAJOR											
200C	ANALYSIS METHODS	N	-----	LEC 1			TR	1:00- 2:50P	PUB HLT	GREENLAND, S.	60	15	G	4.0
			RESTRICT: INSTRUCTOR CONSENT											
			844-004-201	LAB 1A			R	3:00- 3:50P	PUB HLT 61269		20			0.0
			RESTRICT: INSTRUCTOR CONSENT											
			844-004-202	LAB 1B			R	3:00- 3:50P	PUB HLT A1241		20			0.0
			RESTRICT: INSTRUCTOR CONSENT											
			844-004-203	LAB 1C			R	3:00- 3:50P	HLTHSCI		20			0.0
			RESTRICT: INSTRUCTOR CONSENT											
203	TPCS-THRTCL EPDMLGY	N	844-018-200	LEC 1			T	4:00- 5:50P	PUB HLT 61262	GREENLAND, S.	20	30	SU	2.0
			RESTRICT: GRADUATE STUDENTS											
222	ARTHRPD-HUMN DISEAS	Y	844-134-200	LEC 1			M	11:00-12:50P	PUB HLT 61269	BERLIN, O.G.	30	30	G	4.0
			RESTRICT: GRADUATE STUDENTS											
			844-159-200	LEC 1			MW	3:00- 4:50P	HLTHSCI	LAYNE, S.P.	30	30	G	4.0
			SAME AS : EE BIOL M226											
			RESTRICT: GRADUATE STUDENTS											
227	AIDS-PUB HLT CHALNG	Y	844-163-200	LEC 1			WF	10:00-11:50A	PUB HLT 71257	DETELS, R.	50	03		4.0
			RESTRICT: GRADUATE STUDENTS											
230	SXLY TRNSMTD DSEASE	Y	844-180-200	LEC 1			MW	1:00- 2:50P	PUB HLT 51279	VISSCHER, B.R.	30	06		4.0
			RESTRICT: GRADUATE STUDENTS											
231	CNTRL-INFCT DISEASE	Y	844-186-200	LEC 1			T	9:00-10:50A	PUB HLT 61262	KIM-FARLEY, R.J.	20	11	G	2.0
			RESTRICT: GRADUATE STUDENTS											
232	MTHD-STI/HIV EPIDEM	Y	844-193-200	LEC 1			T	3:00- 4:50P	PUB HLT 51279	GORBACH, P.M.	30	30	G	2.0
			RESTRICT: GRADUATE STUDENTS											
240	CARDIOVASCLR EPIDEM	N	844-240-200	LEC 1			T	11:00-12:50P	PUB HLT 61262	WONG, N.D.	30	13	G	2.0
			RESTRICT: GRADUATE STUDENTS											
243	MOLEC EPIDEM-CANCER	N	844-259-200	LEC 1			TR	10:00-11:50A	PUB HLT 71257	ZHANG, Z.	30	13		4.0
			RESTRICT: INSTRUCTOR CONSENT											
244	RSH MTH-CANCER EPID	Y	844-264-200	LEC 1			F	10:00-11:50P	PUB HLT 41235	ZHANG, Z.	30	03		2.0
			RESTRICT: INSTRUCTOR CONSENT											
260	ENVIRON EPIDEMIOLOGY	N	844-360-200	LEC 1			MW	10:00-11:50A	PUB HLT	RITZ, B.R.	30	30		2.0/4.0
273	RSRCH-GLOBAL HEALTH	Y	844-438-200	LEC 1			F	1:00- 2:50P	PUB HLT 71257		20	07		2.0
			RESTRICT: INSTRUCTOR CONSENT											
292	ADV SEM-EPIDEMIOLOGY	Y	844-552-200	SEM 1			M	3:00- 4:50P	PUB HLT 61235	RIMOIN, A.W.	30	30	SU	2.0
			RESTRICT: GRADUATE STUDENTS											
293	INTNTL HIV&AIDS SEM	N	844-558-200	SEM 1			M	4:00- 5:50P	PUB HLT 61269	DETELS, R.	20	30	SU	2.0
			RESTRICT: INSTRUCTOR CONSENT											
297	POPLTN GNTCS&NUTRTN	N	844-582-200	SEM 1			W	11:00-12:50P	PUB HLT 61269	LIU, S.	30	30		2.0
			RESTRICT: INSTRUCTOR CONSENT											
M403	CMPT MGMT-HLTH DATA	N	-----	LEC 1			MW	5:00- 6:30P	PUB HLT 71257	SMITH, L.V.	18	09	G	4.0
			SAME AS : BIostat M403B											
			RESTRICT: INSTRUCTOR CONSENT											
			844-606-201	LAB 1A			M	3:00- 4:50P	PUB HLT A1241		18			0.0
			RESTRICT: INSTRUCTOR CONSENT											
			844-606-202	LAB 1B			W	3:00- 4:50P	PUB HLT A1241		0			0.0
			RESTRICT: INSTRUCTOR CONSENT											
410	MGMT-EPIDEMIOLOGC DTA	N	844-619-200	LEC 1			T	10:00-11:50A	PUB HLT A1241	COCHRAN, S.D.	20	30		2.0
M418	RAPD SRVY-DEV CNTRY	Y	844-637-200	LEC 1			TR	4:00- 5:50P	PUB HLT 61269	FRERICHS, R.R.	15	16	G	4.0
			SAME AS : COM HLT M418											
			RESTRICT: INSTRUCTOR CONSENT											

CATALOG NUMBER	COURSE TITLE	ENF REQ IM	ID NUMBER	CLS TYP	SEC	FEE	DAYS	TIME	BUILDING/ ROOM	INSTRUCTOR	ENRL CAP	XC	CR TP	UNITS
ETHNOMUSICOLOGY														
Ethnomusicology 91A thru 91Z are open to all students regardless of major; some restrictions may apply.														
11C	WRLD MUSC SSTM&STRC	Y	-----	LEC	1		MTWR	9:00-10:50A	SMB	BEKEN, M.N.	36	02	G	5.0
				RESTRICT: INSTRUCTOR CONSENT										
			208-035-201	DIS	1A				SMB		18			0.0
			208-035-202	DIS	1B				SMB		18			0.0
20C	MUSIC-ASIA	N	-----	LEC	1		TR	1:00-2:50P	SMB	1200 REES, H.M.	120	15		5.0
			208-062-201	DIS	1A				SMB		45			0.0
			208-062-202	DIS	1B				SMB		35			0.0
			RESTRICT: ETHNOMUSICOLOGY MAJORS											
			208-062-203	DIS	1C				SMB		45			0.0
30	MUSIC AND MEDIA	N	-----	LEC	1		MW	9:00-10:50A	SMB	1200 TAYLOR, T.D.	120	02		5.0
			208-090-201	DIS	1A				SMB		25			0.0
			208-090-202	DIS	1B				SMB		25			0.0
			208-090-203	DIS	1C				SMB		25			0.0
			208-090-204	DIS	1D				SMB		25			0.0
50B	JAZZ-AMERCN CULTURE	N	-----	LEC	1		TR	11:00-12:50P	SMB	1100 HARRISON, C.A.	150	13		5.0
			208-171-201	DIS	1A				SMB		25			0.0
			208-171-202	DIS	1B				SMB		25			0.0
			208-171-203	DIS	1C				SMB		25			0.0
			208-171-204	DIS	1D				SMB		25			0.0
			208-171-205	DIS	1E				SMB		25			0.0
			208-171-206	DIS	1F				SMB		25			0.0
91B	MUSIC OF BALI	N	208-251-200	ACT	1		T	7:00-9:50P	SMB	1659 WENTEN, I.N.	40	30		2.0
			RESTRICT: INSTRUCTOR CONSENT											
91C	MUSIC&DANCE-BALKANS	N	208-252-200	ACT	1			TBA	SMB	VARIMEZOV, I.	15	30		2.0
			RESTRICT: INSTRUCTOR CONSENT											
91D	MUSIC OF CHINA	N	208-253-200	ACT	1		R	4:30-6:20P	SMB	1659 LI, C.	25	30		2.0
			RESTRICT: INSTRUCTOR CONSENT											
91E	MUSIC&DANCE-GHANA	N	208-254-200	ACT	1		R	7:00-9:50P	SMB	1659 LADZEKPO, K.	20	30		2.0
			RESTRICT: INSTRUCTOR CONSENT											
91F	MUSIC OF INDIA	N	208-255-200	ACT	1		TR	2:00-4:20P	SMB	1659 KAUSHAL, A.	20	30		2.0
			RESTRICT: INSTRUCTOR CONSENT											
			208-255-201	ACT	2		MTWR	10:00-11:50A	SMB	1846 HUSAIN, S.	20	30		2.0
			RESTRICT: INSTRUCTOR CONSENT											
91J	MUSIC OF KOREA	N	208-259-200	ACT	1		W	7:00-9:50P	SMB	1659 KIM, D.D.	60	30		2.0
			RESTRICT: INSTRUCTOR CONSENT											
							F	12:00-2:50P	SMB	1659				
91K	MUSIC OF MEXICO	N	208-260-200	ACT	1		M	7:00-9:50P	SMB	1345 GUZMAN, J.A.	50	30		2.0
			RESTRICT: INSTRUCTOR CONSENT											
91N	MUSIC OF NEAR EAST	N	208-263-200	ACT	1		R	7:00-9:50P	SMB	1325 RACY, A.J.	20	30		2.0
			RESTRICT: INSTRUCTOR CONSENT											
For Ethnomusicology 91P, an audition is required. Come prepared with one song of any kind.														
91P	MUSIC-AFRCN AMERCNS	N	208-265-200	ACT	1		R	11:00-12:50P	SMB	1325 ROBERSON, J.E.	80	30		2.0
			RESTRICT: INSTRUCTOR CONSENT											
91T	JAZZ ORCHESTRA	N	208-269-200	ACT	1		R	7:00-9:50P	SMB	1345 MATTHEWS, L.E.	30	30	G	2.0
			RESTRICT: INSTRUCTOR CONSENT											
			208-269-201	ACT	2		T	7:00-9:50P	SMB	1345 RODRIGUEZ, B.H.	30	30	G	2.0
			RESTRICT: INSTRUCTOR CONSENT											
			208-269-202	ACT	3		W	5:00-7:50P	SMB	1440 BURRELL, K.E.	30	30	G	2.0
			RESTRICT: INSTRUCTOR CONSENT											
91Z	OPEN ENSEMBLE	N	208-275-200	ACT	1		M	7:00-9:50P	SMB	1659 AGUABELLA, F.U.	20	30		2.0
			RESTRICT: INSTRUCTOR CONSENT											
	Ethnomusicology 91Z, activity 1:		208-275-201	ACT	2		W	7:00-9:50P	SMB	1439 BROWNER, T.C.	20	30		2.0
			RESTRICT: INSTRUCTOR CONSENT											
	Ethnomusicology 91Z, activity 2:		208-275-203	ACT	3		W	7:00-9:50P	SMB	1421 SEEGER, A.	20	30		2.0
			RESTRICT: INSTRUCTOR CONSENT											
Ethnomusicology 91Z, activity 3:														
92	MUSIC INSTRUCTION	N	208-276-200	STU	1			UNSCHE	SMB	DJEDJE, J.C.	20	30	G	2.0
			RESTRICT: DEPARTMENT CONSENT											
98T	MUSC&IDNT-CNTR ASIA	N	208-291-200	SEM	1			TBA	SMB	RANCIER, M.M.	20	30	G	5.0
106B	CNTMP NA INDIAN MUS	N	208-340-200	LEC	1		MW	11:00-12:50P	SMB	1440 BROWNER, T.C.	0	04		4.0
108B	MUSIC-LATIN AMERICA	N	-----	LEC	1		MW	11:00-12:50P	SMB	1200 SEEGER, A.	120	04		5.0
			208-349-201	DIS	1A				SMB		25			0.0
			208-349-202	DIS	1B				SMB		25			0.0
			208-349-203	DIS	1C				SMB		25			0.0
			208-349-204	DIS	1D				SMB		25			0.0
M110B	AFRCN AM MUS HERITG	N	-----	LEC	1		TR	11:00-12:50P	SMB	1420 KEYES, C.L.	35	30		5.0
			SAME AS : AFRO-AM M110B											
			208-361-201	DIS	1A		F	11:00-11:50A	SMB		35			0.0
129C	JAZZ THEORY&IMPROV	Y	208-476-200	LEC	1		T	1:00-2:50P	SMB	1325 HENDELMAN, T.	10	15	G	2.0
			RESTRICT: INSTRUCTOR CONSENT											
158C	STDS-CHIN INSTR MUS	N	208-650-200	LEC	1		TR	11:00-12:50P	SMB	REES, H.M.	15	13		4.0
			RESTRICT: ETHNOMUSICOLOGY MAJORS											
161B	ADV MUSIC OF BALI	N	208-667-201	ACT	1		T	7:00-9:50P	SMB	1659 WENTEN, I.N.	20	30	G	2.0
			RESTRICT: INSTRUCTOR CONSENT											
161C	ADV MSC&DNC-BALKANS	N	208-668-200	ACT	1			TBA	SMB	VARIMEZOV, I.	15	30	G	2.0
			RESTRICT: INSTRUCTOR CONSENT											
161D	ADV MUSIC OF CHINA	N	208-669-200	ACT	1		R	4:30-6:20P	SMB	1659 LI, C.	20	30	G	2.0
			RESTRICT: INSTRUCTOR CONSENT											
161E	ADV MUSC&DANC-GHANA	N	208-670-200	ACT	1		R	7:00-9:50P	SMB	1659 LADZEKPO, K.	20	30	G	2.0
			RESTRICT: INSTRUCTOR CONSENT											
161F	ADV MUSIC OF INDIA	N	208-671-201	ACT	1		TR	2:00-4:20P	SMB	1659 KAUSHAL, A.	15	30	G	2.0
			RESTRICT: INSTRUCTOR CONSENT											
			208-671-202	ACT	2		MTWR	10:00-12:50P	SMB	1846 HUSAIN, S.	15	30	G	2.0
			RESTRICT: INSTRUCTOR CONSENT											
161J	ADV MUSIC OF KOREA	N	208-675-200	ACT	1		W	7:00-9:50P	SMB	1846 KIM, D.D.	40	30	G	2.0
			RESTRICT: INSTRUCTOR CONSENT											
161K	ADV MUSIC OF MEXICO	N	208-676-200	ACT	1		M	7:00-9:50P	SMB	1345 GUZMAN, J.A.	30	30	G	2.0
			RESTRICT: INSTRUCTOR CONSENT											

CATALOG NUMBER	COURSE TITLE	ENF REQ IM	ID NUMBER	CLS TYP	SEC	FEE	DAYS	TIME	BUILDING/ ROOM	INSTRUCTOR	ENRL CAP	XC	CR TP	UNITS
161N	ADV MUSIC-NEAR EAST	N	208-679-200	ACT 1			R	7:00- 9:50P	SMB 1325	RACY, A.J.	20	30	G	2.0
			RESTRICT: INSTRUCTOR CONSENT											
161P	ADV MUSIC-AFR AMRCN	N	208-681-200	ACT 1			R	11:00-12:50P	SMB 1325	ROBERSON, J.E.	20	30	G	2.0
			RESTRICT: INSTRUCTOR CONSENT											
161T	ADV JAZZ ORCHESTRA	N	208-685-201	ACT 1			R	7:00- 9:50P	SMB 1345	HARRISON, C.A.	30	30	G	2.0
			RESTRICT: INSTRUCTOR CONSENT											
			208-685-202	ACT 2			T	7:00- 9:50P	SMB 1345	RODRIGUEZ, B.H.	15	30	G	2.0
			RESTRICT: INSTRUCTOR CONSENT											
			208-685-203	ACT 3			W	5:00- 7:50P	SMB 1440	BURRELL, K.E.	20	30	G	2.0
			RESTRICT: INSTRUCTOR CONSENT											
161Z	ADV OPEN ENSEMBLE	N	208-689-201	ACT 1			M	7:00- 9:50P	SMB 1659	AGUABELLA, F.U.	15	30	G	2.0
			RESTRICT: INSTRUCTOR CONSENT											
	Ethnomusicology 161Z, activity 1:		208-689-202	ACT 2			W	7:00- 9:50P	SMB 1439	BROWNER, T.C.	20	30	G	2.0
			RESTRICT: INSTRUCTOR CONSENT											
	Ethnomusicology 161Z, activity 2:		208-689-203	ACT 3			W	7:00- 9:50P	SMB 1421	SEEGER, A.	15	30	G	2.0
			RESTRICT: INSTRUCTOR CONSENT											
	Ethnomusicology 161Z, activity 3:													
162	ADV MUSIC INSTRUCTN	N	208-692-201	STU 1				UNSCHED		DJEDJE, J.C.	10	30	G	2.0
			RESTRICT: INSTRUCTOR CONSENT											
164	WORLD MUSIC COMPSTN	Y	208-698-200	LEC 1			MW	11:00-12:50P	SMB B544	BEKEN, M.N.	15	04	G	4.0
			RESTRICT: INSTRUCTOR CONSENT											
C176	PSYCH OF FILM MUSIC	N	208-756-200	LEC 1			TR	1:00- 2:50P	SMB 1344	KENDALL, R.A.	15	15	G	4.0
							F	1:00- 1:50P	SMB 1344					
186	SENIOR RECITAL/PROJ	N	208-816-200	TUT 1			VAR		SMB	BURRELL, K.E.	8	30	PN	1.0
188	SPECIAL COURSES	N	208-829-200	LEC 1			R	2:00- 4:50P	SMB 1421	NEWTON, J.W.	12	30		4.0
	Ethnomusicology 188, seminar 1:		208-829-201	LEC 2			TR	9:00-10:50A	SMB 1440	THE STAFF	12	30		4.0
			208-829-202	LEC 3			W	12:00- 2:50P	SMB		15	30		4.0
			208-833-201	TUT 1			VAR			SEEGER, A.	7	30	G	2.0
188SB	INDIV STD FOR USIE	Y												
			RESTRICT: PETITION OR CONTRACT REQUIRED											
206	THEORYÐNOGRAPHY	N	608-036-200	SEM 1			R	3:00- 5:50P	SMB 1846	SEEGER, A.	10	16	G	4.0
M211	AFRICAN AMRCN MUSIC	N	608-066-200	SEM 1			W	3:00- 5:50P	SMB 1846	KEYES, C.L.	10	30	G	4.0
			SAME AS : AFRO-AM M211											
237	SEM-AFRICAN MUSIC	N	608-222-200	SEM 1			T	3:00- 5:50P	SMB B544	DJEDJE, J.C.	0	30		4.0
281A	SEM-FLD&LAB-ETHNMUS	N	608-486-200	SEM 1			W	3:00- 5:50P	SMB B544	REES, H.M.	15	09		6.0
			RESTRICT: ETHNOMUSICOLOGY MAJORS & GRADUATE STUDENTS											
291	COLLOQUIUM SERIES	N	608-546-200	RGP 1			F	3:00- 4:40P	SMB B544	DJEDJE, J.C.	0	30	SU	1.0
292A	TOPICS-ETHNOMUSCLGY	N	608-552-200	SEM 1			R	2:00- 4:50P	SMB	NEWTON, J.W.	8	30		4.0
292B	TOPICS-ETHNOMUSCLGY	N	608-553-200	SEM 1			TR	9:00-10:50A	SMB	THE STAFF	10	30		4.0
292C	TOPICS-ETHNOMUSCLGY	N	608-554-200	SEM 1			W	12:00- 2:50P	SMB		10	30		4.0
495B	TCHNG WITH TECHNLOGY	N	608-792-200	SEM 1			M	3:00- 5:50P	SMB B544	DJEDJE, J.C.	15	30	SU	2.0
			RESTRICT: ETHNOMUSICOLOGY MAJORS & GRADUATE STUDENTS											

FILM, TELEVISION, AND DIGITAL MEDIA

106A	HIST AM MOTION PIC	N	-----	LEC 1			MW	1:00- 4:50P	MELNITZ 1409	KUNTZ, J.A.	200	06	G	6.0
			238-336-201	DIS 1A			F	9:00- 9:50A	MELNITZ 2568B		20			0.0
			238-336-202	DIS 1B			F	10:00-10:50A	MELNITZ 2568B		20			0.0
			238-336-203	DIS 1C			W	9:00- 9:50A	MELNITZ 2568B		20			0.0
			238-336-204	DIS 1D			W	10:00-10:50A	MELNITZ 2568B		20			0.0
			238-336-205	DIS 1E			R	11:00-11:50A	MELNITZ 2589		20			0.0
			238-336-206	DIS 1F			R	12:00-12:50P	MELNITZ 2589		20			0.0
			238-336-207	DIS 1G			T	9:00- 9:50A	MELNITZ 2589		20			0.0
			238-336-208	DIS 1H			T	10:00-10:50A	MELNITZ 2589		20			0.0
			238-336-209	DIS 1I			R	4:00- 4:50P	MELNITZ 2589		20			0.0
			238-336-210	DIS 1J			R	5:00- 5:50P	MELNITZ 2589		20			0.0
110A	AMERICAN TV HISTORY	N	238-360-200	DIS 1			TR	10:00-12:50P	MELNITZ 1409	BROOK, V.M.	100	13		0.0
112	FILM&SOCIAL CHANGE	N	-----	LEC 1			TR	1:00- 4:50P	MELNITZ 1409	GABRIEL, T.H.	120	30	G	6.0
			238-372-201	DIS 1A			TBA		MELNITZ		20			0.0
			238-372-202	DIS 1B			TBA		MELNITZ		20			0.0
			238-372-203	DIS 1C			TBA		MELNITZ		20			0.0
			238-372-204	DIS 1D			TBA		MELNITZ		20			0.0
			238-372-205	DIS 1E			TBA		MELNITZ		20			0.0
			238-372-206	DIS 1F			TBA		MELNITZ		20			0.0
116	FILM CRITICISM	N	238-396-200	LEC 1			T	1:00- 3:50P	MELNITZ 2534	BROWNE, N.K.	20	30		4.0
			RESTRICT: INSTRUCTOR CONSENT											
C118	INTR CINEMATOGRAPHY	Y	238-408-200	LEC 1			M	10:00-12:50P	MELNITZ 1439A	MCDONALD, W.	10	30	G	4.0
			RESTRICT: INSTRUCTOR CONSENT											
130A	SCREENWRITNG FNDMTLS	N	238-480-200	LEC 1			M	12:00-12:50P	MELNITZ 1409	CASTRO, P.	140	30		2.0
130B	SCREENWRITNG FNDMTLS	N	-----	LEC 1			M	12:00-12:50P	MELNITZ 1409	CARUSO, D.	120	30		4.0
			238-483-201	DIS 1A			M	1:00- 1:50P	MELNITZ 2586B		20			0.0
			238-483-202	DIS 1B			T	11:00-11:50A	MELNITZ 2589		20			0.0
			238-483-203	DIS 1C			T	12:00-12:50P	MELNITZ 2589		20			0.0
			238-483-204	DIS 1D			W	12:00-12:50P	MELNITZ 2589		20			0.0
			238-483-205	DIS 1E			R	10:00-10:50A	MELNITZ 2589		20			0.0
			238-483-206	DIS 1F			R	11:00-11:50A	PUB AFF 2319		20			0.0
130C	SCRNWRT FNDMT WKSH	N	238-484-200	SEM 1			T	1:00- 3:50P	MELNITZ 2586B	CARUSO, D.	20	30		4.0
			RESTRICT: INSTRUCTOR CONSENT											
135C	ADV SCRNRWRTNG WKSH	Y	238-512-200	LAB 1			W	3:00- 5:50P	DODD 178	YOUNG, K.T.	10	30	G	8.0
			RESTRICT: INSTRUCTOR CONSENT											
C142	DGTL IMAGRY&VISLZTN	N	238-552-200	LEC 1			W	4:00- 6:50P	MELNITZ 2536	BARMINSKI, W.J.	15	30	G	4.0
			RESTRICT: INSTRUCTOR CONSENT											
C144	INTERACT MULTIMEDIA	N	238-564-200	LEC 1			MW	7:00- 9:50P	MELNITZ 2536	WAGMISTER, C.	10	30	G	4.0
			RESTRICT: INSTRUCTOR CONSENT											
C145	CREATV AUTHORNNG-WWW	N	238-570-200	LEC 1			MW	10:00-12:50P	MELNITZ 2536	WAGMISTER, C.	10	30	G	4.0
			RESTRICT: INSTRUCTOR CONSENT											
C149B	MUSIC IN FILM	Y	238-595-200	LEC 1			F	4:00- 6:50P	MELNITZ 2586B	KARPMAN, L.A.	10	30	G	4.0
			RESTRICT: INSTRUCTOR CONSENT											

CATALOG NUMBER	COURSE TITLE	ENF REQ IM	ID NUMBER	CLS TYP	SEC	FEE	DAYS	TIME	BUILDING/ ROOM	INSTRUCTOR	ENRL CAP	XC	CR TP	UNITS
150	CINEMATOGRAPHY	N	-----	LEC 1			R	10:00-12:50P	MELNITZ 1439A	MCDONALD, W.	20	14	G	4.0
				RESTRICT: INSTRUCTOR CONSENT										
			238-600-201	LAB 1A			F	10:00-12:50P	MELNITZ 1439A		20			0.0
151	INTRO-EXPER FILMMKG	N	238-606-200	LEC 1			M	10:00-12:50P	MELNITZ 2586B	STARKIE, B.S.	15	30	G	4.0
152	FILM&TV SND RECRDNG	N	238-612-200	LEC 1			M	1:00- 4:50P	MELNITZ 2536	MARIN, E.	10	30		4.0
153	MOTION PICT LIGHTNG	Y	238-618-200	LEC 1			W	9:00-12:50P	MELNITZ 1439A	THE STAFF	25	30	G	4.0
154	FILM EDITING	N	238-624-200	LEC 1			T	9:00-11:50A	MELNITZ 2586B	SMITH, B.J.	15	30		4.0
C154B	ADV FILM EDITING	Y	238-626-200	LEC 1			R	7:00- 9:50P	MELNITZ 2586B	RICHARDSON, N.	10	30	G	4.0
155	DIGITAL MEDIA&TOOLS	N	238-630-200	LEC 1			TR	10:00-12:50P	MELNITZ 2536	BARMINSKI, W.J.	20	30	G	4.0
				RESTRICT: INSTRUCTOR CONSENT										
			238-630-201	LEC 2			TR	2:00- 4:50P	MELNITZ 2536	BARMINSKI, W.J.	20	30	G	4.0
163	DIRECTNG THE CAMERA	N	238-678-200	LAB 1			T	7:00- 9:50P	MELNITZ 1439A	SMITH, B.J.	25	30	G	4.0
164	DIRECTING THE ACTOR	N	238-684-200	LAB 1			TR	9:00-11:50A	MELNITZ 1451B	PRIMUS, B.	20	12		4.0
176B	ADV UNDRGRAD PRDCTN	Y	238-757-201	DIS 1			T	4:00- 6:50P	MELNITZ 2534	GOLDOVSKAYA, M.	20	30	G	4.0- 8.0
				RESTRICT: INSTRUCTOR CONSENT			R	4:00- 6:50P	MELNITZ 2534					
M177	FILM&TV ACTNG WKSHP	N	238-762-201	LAB 1			TR	9:00-11:50A	MELNITZ 1462A	SALVI, D.N.	10	30	G	2.0
				SAME AS : THEATER M178										
181A	INTRO TO ANIMATION	N	-----	LEC 1			M	1:00- 3:50P	MELNITZ 2487	SHEETZ, C.E.	20	05		5.0
				RESTRICT: INSTRUCTOR CONSENT										
			238-786-201	LAB 1A			WF	1:00- 3:50P	MELNITZ 2487	SHEETZ, C.E.	20			0.0
181C	ANIMATION WORKSHOP	Y	238-788-200	STU 1			TR	7:00- 9:50P	MELNITZ 2487	SHEETZ, C.E.	35	15		4.0/ 8.0
188A	SPECIAL COURSES	N	238-829-201	LEC 1			R	5:00- 7:50P	MELNITZ	THE STAFF	24	30		4.0
188B	ART&TECH-FILMMAKING	N	238-830-200	LEC 1			R	4:00- 6:50P	PUB AFF 1246	VIENS, G.F.	100	30		4.0
188E	DIGITAL CINEMA	N	238-838-200	LEC 1			M	1:00- 3:50P	MELNITZ 2534	DENOVE, T.F.	60	30		4.0
188J	DISNEY FEATURE	N	238-843-200	LEC 1			M	1:00- 3:50P	PERLOFF 1102	THE STAFF	100	30	G	5.0
				RESTRICT: INSTRUCTOR CONSENT			W	1:00- 3:50P	PERLOFF 1102					
	For Film and Television 194, students must also enroll in Film and Television 195.													
194	INTERNSHIP SEMINAR	Y	238-864-200	SEM 1			T	5:00- 6:50P	MACGOWN 2310C	HARRIS, B.U.	7	30	G	2.0
				RESTRICT: JUNIORS AND SENIORS										
200	SEM-BIBLIOG&RESRCH	N	638-001-200	SEM 1			T	1:00- 3:50P	MELNITZ 2589	RICCI, S.	15	30	G	6.0
204	SEM-VISUAL ANALYSIS	N	638-024-200	SEM 1			M	1:00- 3:50P	MELNITZ 2410	MAMBER, S.D.	15	30	G	6.0
							R	5:00- 6:50P	MELNITZ 1409					
206A	SEM-EUROP FILM HIST	N	638-036-200	SEM 1			F	10:00-12:50P	MELNITZ 1409	RICCI, S.	15	30		6.0
				RESTRICT: INSTRUCTOR CONSENT										
	Film and Television 206C is limited to cinema and media studies specialization and Moving Image Archive Studies M.A. students.													
206C	SEM-AMRCN FILM HIST	N	638-038-200	SEM 1			T	10:00-10:50A	MELNITZ 2410	FIELD, A.N.	15	13	G	6.0
							M	5:00- 6:50P	MELNITZ 1409					
				RESTRICT: INSTRUCTOR CONSENT										
	Film and Television 206C, seminar 1:													
209D	SEM-ANIMATED FILM	N	638-057-200	SEM 1			MW	10:00-12:50P	MELNITZ 2487	MERCER, C.L.	25	30		4.0
211B	SEM-HISTORIOGRAPHY	N	638-067-200	SEM 1			F	1:00- 3:50P	MELNITZ 2410	SOBCHACK, V.	10	07		4.0
217A	SEM-AMERICN TV HIST	N	638-102-200	SEM 1			W	2:00- 4:50P	MELNITZ 2410	BROOK, V.M.	15	30	G	6.0
							W	5:00- 6:50P	MELNITZ 2534					
219	SEM-FILM&SOCIETY	N	638-114-200	SEM 1			T	1:00- 3:50P	MELNITZ 2410	HAMMER, R.	15	30		6.0
				RESTRICT: INSTRUCTOR CONSENT										
	Film and Television 219, seminar 1:													
221	SEM-FILM AUTHORS	N	638-126-200	SEM 1			R	10:00-12:50P	MELNITZ 2410	FIELD, A.N.	10	14		6.0
							T	5:00- 6:50P	MELNITZ 1409					
225	VIDEOGAME THEORY	N	638-150-200	SEM 1			R	1:00- 3:50P	MELNITZ 2410	MAMBER, S.D.	10	16		6.0
				RESTRICT: INSTRUCTOR CONSENT										
C242	DGTL IMAGRY&VISLZTN	N	638-252-200	LEC 1			W	4:00- 6:50P	MELNITZ 2536	BARMINSKI, W.J.	10	30	G	4.0
				RESTRICT: INSTRUCTOR CONSENT										
C244	INTERACT MULTIMEDIA	N	638-264-200	LEC 1			MW	7:00- 9:50P	MELNITZ 2536	WAGMISTER, C.	10	30	G	4.0
C245	CREATV AUTHORNG-WWW	N	638-270-200	LEC 1			MW	10:00-12:50P	MELNITZ 2536	WAGMISTER, C.	10	30	G	4.0
				RESTRICT: INSTRUCTOR CONSENT										
274	SEM-RESEARCH DESIGN	N	638-444-200	SEM 1			F	10:00-12:50P	MELNITZ 2410	NORIEGA, C.A.	10	03		6.0
				RESTRICT: INSTRUCTOR CONSENT										
276	SEM-NON WSTRN FILMS	N	638-456-201	SEM 1			TBA		MELNITZ	BROWNE, N.K.	15	30		4.0
				RESTRICT: INSTRUCTOR CONSENT										
283C	TV COMEDY ROOM	N	638-500-200	SEM 1			T	7:00- 9:50P	BUNCHE 2121		15	30	G	4.0
284C	RUNNING TV DRAMA RM	N	638-506-200	SEM 1			M	7:00- 9:50P	PUB AFF 2292		15	30	G	4.0
287C	ART OF PRODUCING 3	Y	638-468-200	SEM 1			W	7:00- 9:50P	HAINES A28	THE STAFF	32	30		4.0
				RESTRICT: INSTRUCTOR CONSENT										
289C	INDEPENDENT SPIRIT	N	638-539-201	LEC 1			M	7:00- 9:50P	PUB AFF 1246	GILMORE, G.D.	100	30		4.0
				RESTRICT: INSTRUCTOR CONSENT										
290C	RESEARCH & DEV 3	N	638-542-200	SEM 1			R	7:00- 9:50P	PUB AFF 2317	BLACKMAN, D.M.	32	30		4.0
				RESTRICT: INSTRUCTOR CONSENT										
291A	STUDIO VS INDEPNDNT	N	638-549-200	LEC 1			W	7:00- 9:50P	PUB AFF 1246	ROSEN, R.	103	30		4.0
							R	7:00- 9:50P	PUB AFF 2270					
							M	6:00- 9:50P	KNSY PV 1200B					
291B	MARKETING	N	638-550-200	LEC 1			T	7:00- 9:50P	HAINES A44	PRESS, T.M.	50	30		4.0
				RESTRICT: INSTRUCTOR CONSENT										
				RESTRICT: INSTRUCTOR CONSENT										

CATALOG NUMBER	COURSE TITLE	ENF REQ IM	ID NUMBER	CLS TYP	SEC	FEE	DAYS	TIME	BUILDING/ ROOM	INSTRUCTOR	ENRL CAP	XC	CR TP	UNITS
291C	DISTRBTN&EXHIBITION	N	638-551-200	LEC	1		W	7:00- 9:50P M 3:00- 5:50P	HAINES A2 HAINES 118	SHERAK, T.M.	100	30		4.0
295A	ART OF PRESENTATION	N	638-570-200	LEC	1		R	7:00- 9:50P	PUB AFF 1246	RIFKIN, A.	75	30		4.0
297B	MEDIA MARKETING 2	N	638-583-200	SEM	1		M	7:00- 9:50P	ROYCE 190	BORDE, E.	98	30		4.0
298A	SPECIAL STUDIES	N	638-588-201	DIS	1		MW	2:00- 3:20P	MELNITZ 1451B	MONAGHAN, E.J.	15	30		2.0- 4.0
			638-588-202	DIS	2		T	7:00- 9:50P	HAINES A2	FRIEL, A.L.	100	30		2.0- 4.0
			638-588-203	DIS	3		R	7:00- 9:50P	BUNCHE 3143	THE STAFF	32	30		2.0- 4.0
298B	SPECIAL STUDIES	N	638-589-201	DIS	1		T	2:00- 4:50P	BUNCHE A152	RUBIN, F.A.	20	30		2.0- 4.0
			638-589-202	DIS	2		R	10:00-12:50P	PUB AFF 2292	BELL, J.D.	15	30		2.0- 4.0
			638-589-203	DIS	3		W	5:00- 6:50P	MELNITZ 1409	BERGSTROM, J.L.	15	30		2.0- 4.0
375	TCHNG APRNTC PRCTCM	N	638-600-200	SEM	1		UNSCHE			BOYLE, B.	100	30	SU	1.0- 4.0
402C	ADV NRTV DRCT WKSHP	N	638-606-201	LAB	1		W	4:00- 6:50P	MELNITZ 2586B	GAZDAG, G.	20	30	G	4.0
			638-606-202	LAB	2		W	1:00- 3:50P	MELNITZ 2586B	KELLY, R.M.	20	30	G	4.0
403C	ADV DOCUMNTRY WKSHP	N	638-610-200	LEC	1		T	4:00- 6:50P	MELNITZ 2534	GOLDOVSKAYA, M.	20	30		4.0- 8.0
			638-610-200	LEC	1		R	4:00- 6:50P	MELNITZ 2534					
405	TV PRODUCTN WRKSHOP	N	638-616-200	LAB	1		W	10:00-12:50P	MELNITZ 1462A	BARNETTE MCCANTS,	20	30		8.0
			638-616-201	LAB	2		F	10:00-12:50P	MELNITZ 1462A	BARNETTE MCCANTS,	10	30		8.0
410A	SYMPOSIUM	N	638-624-200	SEM	1		T	2:30- 4:20P	MELNITZ 1462A	KELLY, R.M.	21	30	G	2.0
410C	POSTPRODUCTION	N	638-626-201	SEM	1		W	7:00- 9:50P	MELNITZ 2586B	RICHARDSON, N.	21	30	G	2.0
			638-626-202	SEM	2		M	7:00- 9:50P	MELNITZ 2586B	SMITH, B.J.	21	30	G	2.0
			638-626-203	SEM	3		R	1:00- 3:50P	MELNITZ 2586B	GONZALEZ, A.P.	21	30	G	2.0
410D	POSTPRODUCTN SOUND	Y	638-627-200	SEM	1		T	10:00-12:50P	MELNITZ 1410A	MARIN, E.	20	30	G	2.0
			638-627-200	SEM	1		T	10:00-12:50P	MELNITZ A405					
C416	INTR CINEMATOGRAPHY	N	638-632-200	LEC	1		M	10:00-12:50P	MELNITZ 1439A	MCDONALD, W.	20	30	G	4.0
434	ADV SCREENWRITING	N	638-668-201	DIS	1		M	1:00- 3:50P	MELNITZ 2589	ACKERMAN, H.L.	10	30	G	8.0
			638-668-202	DIS	2		M	7:00- 9:50P	MELNITZ 2589	CASTRO, P.	10	30	G	8.0
			638-668-203	DIS	3		T	2:00- 6:50P	ROLFE 3106	VOORHEES, L.	10	30	G	8.0
			638-668-204	DIS	4		W	2:00- 4:50P	ROLFE 3123	ALBAUGH, T.T.	10	30	G	8.0
			638-668-205	DIS	5		T	10:00-12:50P	ROLFE 3106	BARON, D.R.	10	30	G	8.0
			638-668-206	DIS	6		M	10:00-12:50P	MELNITZ 2589	THE STAFF	10	30	G	8.0
			638-668-207	DIS	7		T	2:00- 4:50P	ROLFE 3123	THE STAFF	10	30	G	8.0
			638-668-208	DIS	8		R	2:00- 4:50P	ROLFE 3127		10	30	G	8.0
C452C	DGTL AUDIO PST-PROD	N	638-703-201	LEC	1		T	10:00-12:50P	MELNITZ 2548B	BROWNLEE, S.M.	25	30	G	4.0
			638-703-202	LEC	2		T	1:00- 2:50P	MELNITZ 2548B	BROWNLEE, S.M.	25	30	G	4.0
453	PST-PRDCTN SND DSGN	N	638-707-200	LEC	1		T	7:30-10:20P	MELNITZ 2586B	HALL, C.	21	30		2.0- 4.0
C454B	ADV FILM EDITING	N	638-709-200	LEC	1		R	7:00- 9:50P	MELNITZ 2586B	RICHARDSON, N.	20	30	G	4.0
459A	DIRECTING-FILM&TV	N	638-718-200	LEC	1		F	9:00- 2:50P	MACGOWN 1330	GAZDAG, G.	20	30		4.0
464A	ADV FILM DIRECTING	N	638-728-200	STU	1		T	1:00- 5:50P	MELNITZ 1439A	ANTCZAK, J.	20	30		8.0
			638-728-200	STU	1		F	2:00- 6:20P	MELNITZ 1439A					
482B	ADV ANIMATN WRKSHP	N	638-765-200	STU	1		F	7:00- 9:50P	MELNITZ 2487	THE STAFF	25	30		4.0/ 8.0
483C	ADV CMPTR ANIMATION	Y	638-763-201	LEC	1		MW	7:00- 9:50P	MELNITZ 2487	EDWARDS, R.	20	30	G	4.0- 8.0
489A	CMPTR ANMTN-FILM&VID	N	638-778-200	LEC	1		TR	10:00-12:50P	MELNITZ 2585	MERCER, C.L.	20	30	G	4.0- 8.0
496	TEACHING FILM&TV	N	638-792-201	DIS	1		VAR			CALDWELL, J.T.	20	30	SU	2.0
498	PRFSN INTRN-FILM&TV	N	638-796-200	TUT	1		VAR		MELNITZ	HARRIS, B.U.	20	30		4.0-12.0
			638-796-200	TUT	1									

CATALOG NUMBER	COURSE TITLE	ENF REQ IM	ID NUMBER	CLS TYP	SEC	FEE	DAYS	TIME	BUILDING/ ROOM	INSTRUCTOR	ENRL CAP	XC	CR TP	UNITS
FRENCH AND FRANCOPHONE STUDIES														
French														
A per-unit Instructional Enhancement Fee is assessed on most L&S undergraduate nontutorial classes. See the Miscellaneous Fees chart at http://www.registrar.ucla.edu/fees/ for fee amounts. Enrollment in French 1 thru 6 is contingent on proper placement as determined by the results of the departmental placement examination to be given at a date and time to be determined (photo I.D. required). (1) Students with one or more years of high school French MUST present a placement examination score on the first day of class. (2) Students who have taken the AP examination and received a score of 3 or higher need not take the departmental placement examination but should consult the UCLA General Catalog for credit equivalencies. (3) Students who have never had high school French may pre-enroll in French 1 without taking the placement examination but should consult the UCLA General Catalog for credit equivalencies. (4) Transfer students who have had French at another college should check their degree progress report for credit equivalencies granted on admission (see counselors in A316 Murphy Hall or call 310-825-3382).														
1	ELEMENTARY FRENCH	N	236-003-201	LEC 1			MTWRF	9:00-9:50A	HAINES A24	JANSMA, K.	23	22		4.0
			236-003-202	LEC 2			MTWRF	10:00-10:50A	HAINES A24	JANSMA, K.	23	22		4.0
			236-003-203	LEC 3			MTWRF	11:00-11:50A	HAINES A24	JANSMA, K.	23	22		4.0
			236-003-204	LEC 4			MTWRF	12:00-12:50P	HAINES A24	JANSMA, K.	23	22		4.0
2	ELEMENTARY FRENCH	Y	236-006-201	LEC 1			MTWRF	9:00-9:50A	HAINES A74	JANSMA, K.	23	22		4.0
			236-006-202	LEC 2			MTWRF	10:00-10:50A	HAINES A74	JANSMA, K.	23	22		4.0
			236-006-203	LEC 3			MTWRF	11:00-11:50A	HAINES A74	JANSMA, K.	23	22		4.0
			236-006-204	LEC 4			MTWRF	12:00-12:50P	HAINES A74	JANSMA, K.	23	22		4.0
3	ELEMENTARY FRENCH	Y	236-009-201	LEC 1			MTWRF	9:00-9:50A	ROYCE 152	JANSMA, K.	23	23		4.0
			236-009-202	LEC 2			MTWRF	10:00-10:50A	ROYCE 152	JANSMA, K.	23	23		4.0
			236-009-203	LEC 3			MTWRF	11:00-11:50A	ROYCE 152	JANSMA, K.	23	23		4.0
			236-009-204	LEC 4			MTWRF	12:00-12:50P	ROYCE 152	JANSMA, K.	23	23		4.0
			236-009-205	LEC 5			MTWRF	1:00-1:50P	HAINES A24	JANSMA, K.	23	23		4.0
4	INTERMEDIATE FRENCH	Y	236-012-201	LEC 1			MWF	10:00-10:50A	BUNCHE 3143	DUFRESNE, N.I.	23	03		4.0
							T	10:00-10:50A	PUB AFF 2238					
			236-012-202	LEC 2			MTWF	11:00-11:50A	PUB AFF 2319	DUFRESNE, N.I.	23	04		4.0
5	INTERMEDIATE FRENCH	Y	236-015-201	LEC 1			MTWF	9:00-9:50A	HAINES A76	DUFRESNE, N.I.	23	02		4.0
			236-015-202	LEC 2			MTWF	12:00-12:50P	PUB AFF 1337	DUFRESNE, N.I.	23	05		4.0
6	INTERMEDIATE FRENCH	Y	236-018-201	LEC 1			MTWF	10:00-10:50A	BUNCHE 2178	DUFRESNE, N.I.	23	03		4.0
			236-018-202	LEC 2			MTWF	12:00-12:50P	MS 5233	DUFRESNE, N.I.	23	05		4.0
12	INTR-FRN&FRNCPH LIT	Y	236-036-200	LEC 1			MW	10:00-11:15A	ROLFE 3134	COLEMAN, P.J.	30	30		5.0
14	INTRO-FRN CULTR&CIV	N	236-042-200	DIS 1			TR	11:00-12:15P	BUNCHE 3117	DUFRESNE, N.I.	25	13		0.0
100	WRITTEN EXPRESSION	Y	236-300-200	LEC 1			MW	2:00-3:15P	HAINES A24	STEFANOVSKA, M.	18	07		4.0
102	ADV EXPOSITORY WRITNG	Y	236-312-200	LEC 1			MW	10:00-11:15A	BUNCHE 3150	JANSMA, K.	18	03		4.0
105	STRUCTURE OF FRENCH	Y	236-330-200	LEC 1			MW	12:00-1:15P	HAINES A76	JANSMA, K.	18	05		4.0
107	ADV ORAL EXPRESSION	Y	236-342-200	LEC 1			T	2:00-3:15P	ROYCE 150	DUFRESNE, N.I.	18	15		4.0
							R	2:00-3:15P	BUNCHE 2121					
French 107:														
114C	LIT-19TH&20TH CNTRY	Y	236-386-200	LEC 1			MW	12:00-1:15P	DODD 154	MURAT, L.	25	05		5.0
120	20-CENT CULTURE&LIT	N	236-424-200	LEC 1			TR	2:00-3:15P	HAINES A24	LOSELLE, A.N.	25	15		4.0
121	FRANCPHN CLTRS&LITS	N	236-430-200	LEC 1			TR	11:00-12:15P	BUNCHE 2156	BROZGAL, L.N.	25	13		4.0
French 121, lecture 1:														
132	FR&FRANCPHNE POETRY	N	236-493-200	LEC 1			TR	12:30-1:45P	DODD 162	MABANCKOU, A.M.	25	14		4.0
141	FRENCH CINEMA	N	236-546-200	LEC 1			M	11:00-1:50P	GEOLOGY 3656	STEFANOVSKA, M.	40	05		4.0
							W	11:00-12:50P	GEOLOGY 3656					
166	FR&FRNCPHNE AUTOBIO	N	236-696-200	LEC 1			TR	11:00-12:15P	BUNCHE 3153	LOSELLE, A.N.	25	13		4.0
203	CNTMP FRANCPHN LIT	N	636-019-200	LEC 1			T	2:00-4:50P	ROYCE 152	MABANCKOU, A.M.	15	30		4.0
RESTRICT: GRADUATE STUDENTS														
218	ENLIGHTENMENT	N	636-108-200	LEC 1			W	2:00-4:50P	ROYCE 152	COLEMAN, P.J.	15	30	G	4.0
RESTRICT: GRADUATE STUDENTS														
220	20TH CENTURY	N	636-120-200	LEC 1			R	2:00-4:50P	ROYCE 152	BROZGAL, L.N.	15	30	G	4.0
RESTRICT: GRADUATE STUDENTS														
M270	LITERARY THEORY	N	636-420-200	SEM 1			W	2:00-4:50P	BUNCHE 2173		0	30		5.0
SAME AS : ASIAN M251, COM LIT M294, ENGL M270, GERMAN M270, ITALIAN M270, SCAND M270, SPAN M294														
375	TCHNG APRNTC PRCTCM	N	636-620-201	SEM 1			UNSCHE			JANSMA, K.	25	30	SU	1.0-4.0
RESTRICT: FRENCH.COM LIT,ROMANCE GRAD STUDENTS														

GENERAL EDUCATION CLUSTERS

A per-unit Instructional Enhancement Fee is assessed on most L&S undergraduate nontutorial classes. See the Miscellaneous Fees chart at <http://www.registrar.ucla.edu/fees/> for fee amounts. Students in the College of Letters and Science must have satisfied the Writing I requirement by the end of Winter Quarter to be eligible to receive Writing II credit on completion of the yearlong cluster sequence.

For GE Clusters M1A-M1B-M1CW, students in the College of Letters and Science must have satisfied the Writing I requirement by the end of Winter Quarter to be eligible to receive Writing II credit on completion of the year-long sequence.

M1CW	GLOBAL ENVIRON-TPCS	Y	226-003-201	SEM 1		W	9:00-11:50A	COVEL	210	STOLZENBACH, K.D.	22	30	G	5.0
SAME AS : ENVIRON M1CW														
	GE Cluster M1CW, seminar 1:		226-003-202	SEM 2		R	9:00-11:50A	COVEL	210	SHIPE, R.F.	22	30	G	5.0
	GE Cluster M1CW, seminar 2:		226-003-203	SEM 3		T	3:00-5:50P	COVEL	L6B	WILLETTE, D.A.	22	30	G	5.0
	GE Cluster M1CW, seminar 3:		226-003-204	SEM 4		M	12:00-2:50P	PUB AFF	1343	MAIDA, B.Y.	22	30	G	5.0
	GE Cluster M1CW, seminar 4:		226-003-205	SEM 5		T	9:00-11:50A	PUB AFF	1343	NARINS, T.P.	22	30	G	5.0
	GE Cluster M1CW, seminar 5:		226-003-206	SEM 6		T	9:00-11:50A	PUB AFF	2278	MAY, J.J.	22	30	G	5.0
	GE Cluster M1CW, seminar 6:		226-003-207	SEM 7		W	12:00-2:50P	PUB AFF	2317	FARGO, T.J.	22	30	G	5.0
	GE Cluster M1CW, seminar 7:		226-003-208	SEM 8		W	12:00-2:50P	BUNCHE	3153	SILVERMAN, M.C.	22	30	G	5.0
	GE Cluster M1CW, seminar 8:													
For GE Clusters 20A-20B-20CW, students in the College of Letters and Science must have satisfied the Writing I requirement by the end of Winter Quarter to be eligible to receive Writing II credit on completion of the year-long sequence.														
20CW	INTERRL DYNAMCS-US	Y	226-062-201	SEM 1		W	3:00-5:50P	COVEL	L6B	ARREGUIN, S.	17	30	G	5.0
	GE Cluster 20CW, seminar 1:		226-062-202	SEM 2		M	12:00-2:50P	PUB AFF	2317	LING, J.	17	30	G	5.0
	GE Cluster 20CW, seminar 2:		226-062-203	SEM 3		R	12:00-2:50P	PUB AFF	2317	KIM, S.S.	17	30	G	5.0
	GE Cluster 20CW, seminar 3:		226-062-204	SEM 4		M	3:00-5:50P	COVEL	L6B	MORALES, E.	17	30	G	5.0
	GE Cluster 20CW, seminar 4:		226-062-205	SEM 5		T	12:00-2:50P	PUB AFF	2278	GUZMAN, G.G.	17	30	G	5.0
	GE Cluster 20CW, seminar 5:		226-062-206	SEM 6		T	9:00-11:50A	DE NEVE	P349	DECKER, J.L.	17	30	G	5.0
	GE Cluster 20CW, seminar 6:		226-062-207	SEM 7		F	10:00-12:50P	COVEL	210	DECKER, J.L.	17	30	G	5.0
	GE Cluster 20CW, seminar 7:													

110 / GENERAL EDUCATION CLUSTERS

Spring 2009

CATALOG NUMBER	COURSE TITLE	ENF REQ IM	ID NUMBER	CLS TYP	SEC	FEE	DAYS	TIME	BUILDING/ ROOM	INSTRUCTOR	ENRL CAP	XC	CR TP	UNITS
	GE Cluster 20CW, seminar 8:		226-062-208	SEM	8		W	3:00- 5:50P	ROYCE 166	KHANNA, N.	17	30	G	5.0
	GE Cluster 20CW, seminar 9:		226-062-209	SEM	9		W	12:00- 2:50P	HAINES A28	GOODING, C.C.	17	30	G	5.0
	GE Cluster 20CW, seminar 10:		226-062-210	SEM	10		M	12:00- 2:50P	COVEL L6B	CARTER, E.M.	17	30	G	5.0
	For GE Clusters 21A-21B-21CW, students in the College of Letters and Science must have satisfied the Writing I requirement by the end of Winter Quarter to be eligible to receive Writing II credit on completion of the year-long sequence.		226-062-211	SEM	11		R	9:00-11:50A	COVEL 218	KAJIKAWA, L.Y.	0	30	G	5.0
21CW	HIST-MODERN THOUGHT	Y	226-068-201	SEM	1		R	10:00-12:50P	COVEL L6B	LAWRENCE, A.	17	30	G	5.0
	GE Cluster 21CW, seminar 1:		226-068-202	SEM	2		W	9:00-11:50A	COVEL 218	TABACK, N.	15	30	G	5.0
	GE Cluster 21CW, seminar 2:		226-068-203	SEM	3		F	10:00-12:50P	PUB AFF 2317	STEINBERG, I.	17	30	G	5.0
	GE Cluster 21CW, seminar 3:		226-068-204	SEM	4		W	9:00-11:50A	PUB AFF 2317	KRASTEVA-MCCAULEY,	17	30	G	5.0
	GE Cluster 21CW, seminar 4:		226-068-205	SEM	5		R	12:00- 2:50P	HAINES A6	SADLER, J.	17	30	G	5.0
	GE Cluster 21CW, seminar 5:		226-068-206	SEM	6		R	1:00- 3:50P	COVEL L6B	COLLINS, J.	18	30	G	5.0
	GE Cluster 21CW, seminar 6:		226-068-207	SEM	7		T	9:00-11:50A	COVEL L6B	BARDEEN, R.	17	30	G	5.0
	GE Cluster 21CW, seminar 7:		226-068-208	SEM	8		M	9:00-11:50A	PUB AFF 2317	BENANAV, A.	17	30	G	5.0
	GE Cluster 21CW, seminar 8:		226-068-209	SEM	9		M	1:00- 3:50P	BUNCHE 5288	JACOB, M.C.	18	30	G	5.0
	For GE Clusters M24A-M24B-M24CW, students in the College of Letters and Science must have satisfied the Writing I requirement by the end of Winter Quarter to be eligible to receive Writing II credit on completion of the year-long sequence.		226-080-201	SEM	1		M	12:00- 2:50P	COVEL 218	RIVERA-SALGADO, G.	18	30	G	5.0
M24CW	WRK&LABR&JUSTICE-US	Y												
	GE Cluster M24CW, seminar 1:		226-080-202	SEM	2		T	12:00- 2:50P	COVEL L6B	DONZE, PL.	18	30	G	5.0
	GE Cluster M24CW, seminar 2:		226-080-203	SEM	3		T	3:00- 5:50P	PUB AFF 2278	MOYLE, G.	18	30	G	5.0
	GE Cluster M24CW, seminar 3:		226-080-204	SEM	4		R	10:00-12:50P	PUB AFF 2278	FLORES, A.	18	30	G	5.0
	GE Cluster M24CW, seminar 4:		226-080-205	SEM	5		R	3:00- 5:50P	PUB AFF 2317	ZAMORA, S.	18	30	G	5.0
	GE Cluster M24CW, seminar 5:		226-080-206	SEM	6		W	9:00-11:50A	COVEL L6B	GUTFREUND, Z.	18	30	G	5.0
	GE Cluster M24CW, seminar 6:		226-080-207	SEM	7		M	3:00- 5:50P	PUB AFF 2317	RILEY, K.	18	30	G	5.0
	GE Cluster M24CW, seminar 7:		226-080-208	SEM	8		F	12:00- 2:50P	PUB AFF 1343	HIERS, W.J.	18	30	G	5.0
	GE Cluster M24CW, seminar 8:		226-080-209	SEM	9		W	9:00-11:50A	PUB AFF 2278	HERNANDEZ, K.L.	18	30	G	5.0
	For GE Clusters 25A-25B-25CW, students in the College of Letters and Science must have satisfied the Writing I requirement by the end of Winter Quarter to be eligible to receive Writing II credit on completion of the year-long sequence.		226-224-201	SEM	1		M	3:00- 5:50P	ROYCE 166	LEE, N.	20	30	G	5.0
25CW	URBAN CULTRE-E ASIA	Y	226-224-202	SEM	2		T	12:00- 2:50P	PUB AFF 2317	MULDOON-HULES, K.M	20	30	G	5.0
	GE Cluster 60CW, seminar 1:		226-224-203	SEM	3		W	12:00- 2:50P	HAINES A6	SON, H.	20	30	G	5.0
	GE Cluster 60CW, seminar 2:		226-224-204	SEM	4		F	1:00- 4:50P	PUB AFF 2333	CHI, R.Y.	20	30	G	5.0
	GE Cluster 60CW, seminar 3:		226-224-205	SEM	5		M	1:00- 3:50P	PUB AFF 2278	IWASAKI, S.	20	30	G	5.0
	GE Cluster 60CW, seminar 4:		226-224-206	SEM	6		TR	12:00- 1:50P	PUB AFF 1343	JUNG-KIM, J.J.	20	30	G	5.0
	GE Cluster 60CW, seminar 5:		226-224-207	SEM	7		TR	4:00- 5:50P	PUB AFF 1343	ISAACSON, N.K.	20	30	G	5.0
	GE Cluster 60CW, seminar 6:		226-224-208	SEM	8		M	3:00- 5:50P	COVEL 210	KIM, H.	20	30	G	5.0
	GE Cluster 60CW, seminar 7:		226-224-209	SEM	9		TR	2:00- 3:50P	HAINES 122	DAY, N.A.	20	30	G	5.0
	For GE Clusters 60A-60B-60CW, students in the College of Letters and Science must have satisfied the Writing I requirement by the end of Winter Quarter to be eligible to receive Writing II credit on completion of the year-long sequence.		226-182-201	SEM	1		T	12:00- 2:50P	COVEL 218	DEWITT, D.D.	21	30	G	5.0
60CW	AMERICA 1954-1974	Y	226-182-202	SEM	2		M	9:00-11:50A	HUMANTS A60	COMPTON, J.W.	21	30	G	5.0
	GE Cluster 60CW, seminar 1:		226-182-203	SEM	3		F	12:00- 2:50P	COVEL L6B	COWGER, K.A.	21	30	G	5.0
	GE Cluster 60CW, seminar 2:		226-182-204	SEM	4		W	9:00-11:50A	PUB AFF 1343	HARRIS, D.F.	21	30	G	5.0
	GE Cluster 60CW, seminar 3:		226-182-205	SEM	5		M	10:00-12:50P	PUB AFF 2278	ATKINSON, M.D.	21	30	G	5.0
	GE Cluster 60CW, seminar 4:		226-182-206	SEM	6		M	12:00- 2:50P	SMB 1818	FENIMORE, R.J.	21	30	G	5.0
	GE Cluster 60CW, seminar 5:		226-182-207	SEM	7		M	3:00- 5:50P	COVEL 218	HARMON, M.E.	21	30	G	5.0
	GE Cluster 60CW, seminar 6:		226-182-208	SEM	8		F	11:00- 1:50P	PUB AFF 2242	TESLER, M.S.	21	30	G	5.0
	GE Cluster 60CW, seminar 7:		226-182-209	SEM	9		T	3:00- 5:50P	COVEL 218	ENOS, R.D.	21	30	G	5.0
	GE Cluster 60CW, seminar 8:		226-182-210	SEM	10		R	9:00-11:50A	DE NEVE P349	DECKER, J.L.	0	30	G	5.0
	GE Cluster 60CW, seminar 9:		226-182-211	SEM	11		TBA				0	30	G	5.0
	For GE Clusters 66A-66B-66CW, students in the College of Letters and Science must have satisfied the Writing I requirement by the end of Winter Quarter to be eligible to receive Writing II credit on completion of the year-long sequence.		226-200-201	SEM	1		R	9:00-11:50A	PUB AFF 1343	REDFORD, L.	20	30	G	5.0
66CW	LA-THE CLUSTER	Y	226-200-202	SEM	2		M	12:00- 2:50P	COVEL 210	WU, C.	20	30	G	5.0
	GE Cluster 66CW, seminar 1:		226-200-203	SEM	3		W	12:00- 2:50P	PUB AFF 1343	NICOLAIDES, B.M.	20	30	G	5.0
	GE Cluster 66CW, seminar 2:		226-200-204	SEM	4		W	3:00- 5:50P	PUB AFF 2278	REIFF, J.L.	20	30	G	5.0
	GE Cluster 66CW, seminar 3:		226-200-205	SEM	5		W	12:00- 2:50P	PUB AFF 2278	ULABY, L.A.	20	30	G	5.0
	GE Cluster 66CW, seminar 4:		226-200-206	SEM	6		R	3:00- 5:50P	PUB AFF 2278	BRANFMAN, J.	20	30	G	5.0
	GE Cluster 66CW, seminar 5:													
	GE Cluster 66CW, seminar 6:													

CATALOG NUMBER	COURSE TITLE	ENF REQ IM	ID NUMBER	CLS TYP	SEC	FEE	DAYS	TIME	BUILDING/ ROOM	INSTRUCTOR	ENRL CAP	XC	CR TP	UNITS
	GE Cluster 66CW, seminar 7:		226-200-207	SEM	7		M	9:00-11:50A	PUB AFF 1343	SHAY, M.E.	0	01	G	5.0
	GE Cluster 66CW, seminar 8:		226-200-208	SEM	8		W	12:00- 2:50P	COVEL 210	SHETH, A.	20	06	G	5.0
	GE Cluster 66CW, seminar 9:		226-200-209	SEM	9		F	9:00-11:50A	COVEL L6B	CORY, M.D.	20	03	G	5.0
			226-200-210	SEM	10		TBA				0	30	G	5.0
70CW	COSMOS AND LIFE	Y	226-212-201	SEM	1		W	3:00- 5:50P	PUB AFF 2317	FREDERICK, D.A.	22	30	G	5.0
	GE Cluster 70CW, seminar 1:		226-212-202	SEM	2		F	9:00-11:50A	PUB AFF 1343	PANCHANATHAN, K.	22	30	G	5.0
	GE Cluster 70CW, seminar 2:		226-212-203	SEM	3		W	12:00- 2:50P	COVEL 218	FRISCHIA, A.R.	22	30	G	5.0
	GE Cluster 70CW, seminar 3:		226-212-204	SEM	4		F	10:00-12:50P	PUB AFF 2278	CAMPRUBI, L.	22	30	G	5.0
	GE Cluster 70CW, seminar 4:		226-212-205	SEM	5		W	3:00- 5:50P	PUB AFF 1343	MOORE, W.B.	22	30	G	5.0
	GE Cluster 70CW, seminar 5:		226-212-206	SEM	6		T	1:00- 3:50P	DODD 154	POLLARD, K.A.	22	30	G	5.0
	GE Cluster 70CW, seminar 6:		226-212-207	SEM	7		R	1:00- 3:50P	COVEL 218	SMITH, R.L.	22	30	G	5.0
	GE Cluster 70CW, seminar 7:		226-212-208	SEM	8		W	10:00-12:50P	POWELL 320B	BRAGIN, J.S.	0	30	G	5.0
70DW	COSMOS AND LIFE	Y	226-213-201	SEM	1		M	3:00- 5:50P	MS 3915G	HOFFMAN, S.E.	0	30	G	5.0
	GE Cluster 70DW, seminar 1:		226-212-201	SEM	1		T	9:00-11:50A	COVEL 210	DAMRON-RODRIGUEZ,	18	30	G	5.0
80CW	FRONTRS-HUMAN AGING	Y	226-272-201	SEM	1		T	9:00-11:50A	COVEL 210	DAMRON-RODRIGUEZ,	18	30	G	5.0
	GE Cluster 80CW, seminar 1:		226-272-202	SEM	2		R	12:00- 2:50P	COVEL 210	GRUENEWALD, T.L.	18	30	G	5.0
	GE Cluster 80CW, seminar 2:		226-272-203	SEM	3		W	12:00- 2:50P	COVEL L6B	BORTNICK, B.D.	18	30	G	5.0
	GE Cluster 80CW, seminar 3:		226-272-204	SEM	4		T	2:00- 4:50P	COVEL 210	BARBER, C.L.	18	30	G	5.0
	GE Cluster 80CW, seminar 4:		226-272-205	SEM	5		M	3:00- 5:50P	PUB AFF 1343	SANCHEZ, F.J.	18	30	G	5.0
	GE Cluster 80CW, seminar 5:		226-272-206	SEM	6		W	3:00- 5:50P	COVEL 210	JOOSTEN, D.M.	18	30	G	5.0
	GE Cluster 80CW, seminar 6:		226-272-207	SEM	7		R	3:00- 5:50P	COVEL 210	RICHARDSON, E.G.	18	30	G	5.0
	GE Cluster 80CW, seminar 7:		226-272-208	SEM	8		T	2:00- 4:50P	MACDNLD 4750	EFFROS, R.B.	18	30	G	5.0
	GE Cluster 80CW, seminar 8:													

GEOGRAPHY

A per-unit Instructional Enhancement Fee is assessed on most L&S undergraduate nontutorial classes. See the Miscellaneous Fees chart at <http://www.registrar.ucla.edu/fees/> for fee amounts. Undergraduates are encouraged to contact the instructor regarding enrollment in graduate geography courses.

3	CULTURAL GEOGRAPHY	N	-----	LEC	1		TR	2:00- 3:15P	BUNCHE 1209B	MAY, J.J.	150	15		5.0
			207-065-201	DIS	1A		T	9:00-10:50A	BUNCHE A162		25			0.0
			207-065-202	DIS	1B		T	11:00-12:50P	BUNCHE A162		25			0.0
			207-065-203	DIS	1C		W	9:00-10:50A	BUNCHE		25			0.0
			207-065-204	DIS	1D		W	11:00-12:50P	BUNCHE		25			0.0
			207-065-205	DIS	1E		W	2:00- 3:50P	BUNCHE		25			0.0
			207-065-206	DIS	1F		R	10:00-11:50A	BUNCHE A162		25			0.0
4	REGNL DEV&WRLD ECON	N	-----	LEC	1		MWF	1:00- 1:50P	BUNCHE 1209B	SIVAK, H.	150	06		5.0
			207-077-201	LAB	1A		M	2:00- 2:50P	BUNCHE		25			0.0
			207-077-202	LAB	1B		M	3:00- 3:50P	BUNCHE 3170		25			0.0
			207-077-203	LAB	1C		W	2:00- 2:50P	BUNCHE		25			0.0
			207-077-204	LAB	1D		W	9:00- 9:50A	BUNCHE 1221A		25			0.0
5	PEOPLE&EARTH ECOSYS	N	-----	LEC	1		MW	10:00-11:15A	HUMANTS A51	FARGO, T.J.	200	03		5.0
			207-086-201	LAB	1A		T	9:00-10:50A	BUNCHE A170		25			0.0
			207-086-202	LAB	1B		T	1:00- 2:50P	BUNCHE A170		25			0.0
			207-086-203	LAB	1C		T	3:00- 4:50P	BUNCHE A170		25			0.0
			207-086-204	LAB	1D		W	1:00- 2:50P	BUNCHE A170		25			0.0
			207-086-205	LAB	1E		R	9:00-10:50P	BUNCHE A170		25			0.0
			207-086-206	LAB	1F		W	3:00- 4:50P	BUNCHE 1221B		25			0.0
			207-086-207	LAB	1G		R	2:00- 3:50P	BUNCHE A170		25			0.0
			207-086-208	LAB	1H		F	9:00-10:50A	BUNCHE A170		25			0.0
6	WORLD REGIONS	N	-----	LEC	1		M	9:00-11:50A	BUNCHE A163	DIAMOND, J.M.	100	01		5.0
			207-018-201	DIS	1A		M	2:00- 3:50P	BUNCHE A162	ILLES, L.I.	25			0.0
			207-018-202	DIS	1B		W	9:00-10:50A	BUNCHE A162	ILLES, L.I.	25			0.0
			207-018-203	DIS	1C		W	11:00-12:50P	BUNCHE A162	ILLES, L.I.	25			0.0
			207-018-204	DIS	1D		W	2:00- 3:50P	BUNCHE A162		25			0.0
19	FIAT LUX FRSHMN SEM	N	207-057-200	SEM	1		W	7:00- 7:50P	BUNCHE	SMITH, L.	20	30	PN	1.0
101	COASTAL GEOMORPHLG	Y	207-307-200	LEC	1		TR	9:30-10:45A	BUNCHE	ORME, A.R.	80	12		4.0
101A	CST GEOMRPH-FLD&LAB	Y	207-308-200	FLD	1		R	1:00- 4:50P	BUNCHE	ORME, A.R.	30	30		2.0
102	TROPICAL CLIMATOLGY	N	207-312-200	LEC	1		MW	9:00-10:15A	PUB AFF 1234	RAPHAEL, M.N.	80	02		4.0
129	SEM-ENVIRNMNTL STDS	N	207-506-200	SEM	1		W	1:00- 3:50P	BUNCHE	RAPHAEL, M.N.	15	06		4.0
132	FOOD&ENVIRO&AGRICLT	N	207-521-200	LEC	1		TR	2:00- 3:15P	DODD 175	BELL, S.A.	80	15		4.0
139	JAPAN IN WORLD	N	207-534-200	LEC	1		MW	11:00-12:15P	BUNCHE 1221B	FAIER, L.B.	50	04		4.0

CATALOG NUMBER	COURSE TITLE	ENF REQ IM	ID NUMBER	CLS TYP	SEC	FEE	DAYS	TIME	BUILDING/ ROOM	INSTRUCTOR	ENRL CAP	XC	CR TP	UNITS
140	POLITICAL GEOGRAPHY	N	207-545-200	LEC	1		MWF	10:00-10:50A	PUB AFF 1246		100	03		4.0
								10:00-10:50A	ROLFE 1200					
150	URBAN GEOGRAPHY	N	207-590-200	LEC	1		TR	11:00-12:15P	PUB AFF 1222	DAVIS, L.K.	80	13		4.0
M153	PAST SOCIETIES&FUTR	N	-----	LEC	1		M	1:00- 2:50P	BUNCHE A163	DIAMOND, J.M.	50	30		5.0
158	KOREAN URBAN EXPRNC	N	207-648-200	LEC	1		R	2:00- 4:45P	BUNCHE A163	DAVIS, L.K.	45	16		4.0
159C	PROBLEMS-GEOGRAPHY	N	207-608-201	DIS	1		R	4:00- 6:50P	BUNCHE 1221B	CARNEY, J.A.	25	16		4.0
166	ENVRNMNTL MODELING	N	207-663-200	LEC	1		R	6:00- 8:50P	PUB AFF 2035B	OKIN, G.S.	20	24		4.0
168	GEOG INFO SYSTEMS	Y	207-671-200	LEC	1		TR	10:00-11:50A	PUB AFF 2035B	SHENG, Y.	40	13		4.0
172	REMOTE SENSING	Y	207-697-200	LEC	1		F	10:30-12:20P	BUNCHE 1221B	XUE, Y.	25	03		4.0
173	GEOGRPHC INFO SSTMS	Y	207-738-200	LEC	1		M	9:00-11:50A	PUB AFF 2035B	SHENG, Y.	25	01		4.0
188SB	INDIV STD FOR USIE	Y	207-829-201	TUT	1		VAR			SHIN, M.E.	7	30	G	2.0
C194A	CONTRVRSY-E SYS SCI	N	207-865-201	SEM	1		M	12:00-12:50P	BUNCHE 1261	TRIMBLE, S.W.	10	30	PN	1.0
202	FLUVL GEOMORPHL SEM	N	607-037-200	SEM	1		M	6:00- 8:50P	BUNCHE		15	30		4.0
208	ADV BIOGEOG-PLANTS	N	607-073-200	LEC	1		W	9:00-11:50A	BUNCHE 1221D	GILLESPIE, T.W.	15	30		4.0
292	RGNL GEOG-SLCTD RGN	N	607-536-200	LEC	1		M	5:00- 7:50P	BUNCHE 1261	SMITH, L.	15	30		4.0
C296A	CONTRVRSY-E SYS SCI	N	607-556-200	SEM	1		M	12:00-12:50P	BUNCHE 1261	TRIMBLE, S.W.	15	30	SU	1.0
296B	CULTURAL GEOG MTHDS	N	607-557-200	SEM	1		F	1:00- 2:30P	BUNCHE 1221D	THE STAFF	15	30	SU	1.0
296C	POL GEOG WORK GROUP	N	607-558-200	SEM	1		M	2:00- 4:50P	BUNCHE 1221D	AGNEW, J.A.	15	30	SU	1.0
296D	AG&FOOD STDS COLLOQ	N	607-559-200	SEM	1		W	3:00- 4:50P	ROLFE 3112	CARNEY, J.A.	15	30	SU	1.0
297A	HIST OF MODERN GEOG	N	607-580-200	LEC	1		F	9:30-12:20P	BUNCHE 1221D	BELL, S.A.	15	30		4.0
299B	DATA VISUALZTN&ANLY	Y	607-595-200	LEC	1		T	6:30- 9:30P	BUNCHE	SHIN, M.E.	15	30		4.0
375	TCHNG APRNTC PRCTCM	N	607-620-201	SEM	1		UNSCHE			BURNETT, M.T.	2	30	SU	1.0- 4.0

GERMANIC LANGUAGES

Dutch

A per-unit Instructional Enhancement Fee is assessed on most L&S undergraduate nontutorial classes. See the Miscellaneous Fees chart at <http://www.registrar.ucla.edu/fees/> for fee amounts.

103C	INTERMEDIATE DUTCH	Y	216-342-200	LEC	1		MWF	1:00- 1:50P	ROYCE 152	BRIER, M.F.	25	06		4.0
131	INTRO-MOD DUTCH LIT	Y	216-486-200	DIS	1		TR	11:00-12:15P	ROYCE 148	KIRSNER, R.S.	25	13		4.0

German

A per-unit Instructional Enhancement Fee is assessed on most L&S undergraduate nontutorial classes. See the Miscellaneous Fees chart at <http://www.registrar.ucla.edu/fees/> for fee amounts. Students who have taken German elsewhere (without receiving UCLA credit) and wish to take German 1 thru 6 must take a placement examination at a date and time to be determined.

1	ELEMENTARY GERMAN	N	215-005-201	DIS	1		MTWRF	10:00-10:50A	BUNCHE 3123	PARKES, L.C.	25	22		4.0
2	ELEMENTARY GERMAN	Y	215-010-201	DIS	1		MTWRF	12:00-12:50P	BUNCHE 1221A	FRANKE, R.	25	22		4.0
3	ELEMENTARY GERMAN	Y	215-015-201	DIS	1		MTWRF	9:00- 9:50A	MOORE 1003	LIN, L.	25	22		4.0
			215-015-202	DIS	2		MTWRF	10:00-10:50A	DODD 154	EDWARDS, T.	25	22		4.0
			215-015-203	DIS	3		MTWRF	11:00-11:50A	BUNCHE 3170	REZAI, S.	25	22		4.0
5	INTERMEDIATE GERMAN	Y	215-025-201	DIS	1		MTWR	10:00-10:50A	DODD 162	PARKES, L.C.	25	22		4.0
6	INTERMEDIATE GERMAN	Y	215-030-201	DIS	1		MTWR	10:00-10:50A	PUB AFF 2319	PARKES, L.C.	25	22		4.0
56	FIGURES-CHANG WORLD	N	-----	LEC	1		MW	12:00- 1:15P	DODD 170	MCCUMBER, J.A.	60	05		5.0
			215-170-201	DIS	1A		F	10:00-10:50A	DODD 170		20			0.0
			215-170-202	DIS	1B		F	11:00-11:50A	DODD 170		20			0.0
			215-170-203	DIS	1C		F	12:00-12:50P	HAINES A28		20			0.0
M104	TRISTN&ISOLD&HTROSX	N	215-349-200	LEC	1		TR	2:00- 3:15P	FRANZ 2258A	SCHULTZ, J.A.	20	15		4.0
119B	GERMAN PLAY PRODCN	Y	215-416-200	LEC	1		MW	3:00- 4:50P	MS 5118	PARKES, L.C.	25	08	G	5.0
122	FAIRY TALES&FANTSTC	N	215-464-200	LEC	1		MWF	11:00-11:50A	ROYCE 156	KANZ, C.I.	40	04		5.0
146	INTRO-MODERN LIT	N	215-604-200	LEC	1		MWF	10:00-10:50A	BUNCHE 2168	WAGENER, H.	25	03	G	4.0
147	20TH C GERMAN PHIL	N	215-582-200	LEC	1		MW	9:00-10:15A	ROYCE 148	MCCUMBER, J.A.	25	02	G	4.0
170	GERMANIC LINGUISTIC	Y	215-720-200	LEC	1		TR	12:30- 1:45P	ROYCE 154	STEVENS, C.M.	40	14	G	4.0
261	SEM-CONTEMPORARY LIT	N	615-350-200	SEM	1		M	2:00- 4:50P	ROYCE 152	KANZ, C.I.	15	08	G	4.0
M264	TOPCS-LING ANALYSIS	N	615-384-200	SEM	1		T	2:00- 4:50P	HAINES A78	KIRSNER, R.S.	15	30		4.0
M270	LITERARY THEORY	N	615-420-200	SEM	1		W	2:00- 4:50P	BUNCHE 2173	THE STAFF	15	30		5.0
375	TCHNG APRNTC PRCTCM	N	615-620-201	SEM	1		UNSCHE			PARKES, L.C.	10	30	SU	1.0- 4.0

Yiddish

A per-unit Instructional Enhancement Fee is assessed on most L&S undergraduate nontutorial classes. See the Miscellaneous Fees chart at <http://www.registrar.ucla.edu/fees/> for fee amounts.

101C	ELEMENTARY YIDDISH	Y	365-308-200	LEC	1		TR	11:00-12:15P	ROLFE 3123	KORAL, M.R.	15	13		4.0
------	--------------------	---	-------------	-----	---	--	----	--------------	------------	-------------	----	----	--	-----

CATALOG NUMBER	COURSE TITLE	ENF REQ IM	ID NUMBER	CLS TYP	SEC	FEE	DAYS	TIME	BUILDING/ ROOM	INSTRUCTOR	ENRL CAP	XC	CR TP	UNITS
----------------	--------------	------------	-----------	---------	-----	-----	------	------	----------------	------------	----------	----	-------	-------

GERONTOLOGY

A per-unit Instructional Enhancement Fee is assessed on most L&S undergraduate nontutorial classes. See the Miscellaneous Fees chart at <http://www.registrar.ucla.edu/fees/> for fee amounts.

M119X	BIO&BEH NEURO-AGING	N	224-430-200	LEC	1		TR	11:00-12:15P	DODD 175	BUTCHER, L.L.	15	13		4.0	
			SAME AS : PSYCH M119X												

GLOBAL STUDIES

A per-unit Instructional Enhancement Fee is assessed on most L&S undergraduate nontutorial classes. See the Miscellaneous Fees chart at <http://www.registrar.ucla.edu/fees/> for fee amounts.

100B	CONTEMPORARY ISSUES	Y	-----	LEC	1		MW	12:30- 1:45P	DODD 147	RIGBY, D.L.	180	05	G	5.0
			022-301-201	DIS	1A		T	4:00- 4:50P	ROYCE 148		20			0.0
			022-301-202	DIS	1B		T	2:00- 2:50P	PUB AFF 1270		20			0.0
			022-301-203	DIS	1C		T	12:00-12:50P	BUNCHE A152		20			0.0
			022-301-204	DIS	1D		R	1:00- 1:50P	BUNCHE 3153		20			0.0
			022-301-205	DIS	1E		R	10:00-10:50A	BUNCHE 2178		20			0.0
			022-301-206	DIS	1F		R	12:00-12:50P	BUNCHE 2178		20			0.0
			022-301-207	DIS	1G		T	3:00- 3:50P	PAB 1749		20			0.0
			022-301-208	DIS	1H		F	12:00-12:50P	ROLFE 3134		20			0.0
			022-301-209	DIS	1I		F	1:00- 1:50P	BUNCHE A152		20			0.0

HEALTH SERVICES

100	HEALTH SERVICES ORG	N	-----	LEC	1		M	10:00-11:50A	HLTHSCI	CUNNINGHAM, W.E.	40	01		4.0	
							W	10:00-11:50A	HLTHSCI						
			RESTRICT: GRADUATE STUDENTS												
			046-300-201	DIS	1A		F	10:00-11:50A	HLTHSCI		40			0.0	
			RESTRICT: GRADUATE STUDENTS												
M204C	PHARMCTCL ECON&PLCY	N	846-027-200	SEM	1		R	4:30- 6:20P	PUB HLT 16059	COMANOR, W.S.	10	16	T3	2.0	
			SAME AS : ECON M204N												
			RESTRICT: GRADUATE STUDENTS												
207	TOPCS-HLTH SERVICES	N	846-045-200	SEM	1		R	12:00- 1:50P	PUB HLT 71257	YANCEY, A.K.	20	30		2.0	
			RESTRICT: GRADUATE STUDENTS												
M233	HLTH POLICY ANLYSIS	N	846-198-200	LEC	1		F	9:00-11:50A	PUB HLT 61269	NEEDLEMAN, J.	25	03	G	4.0	
			SAME AS : COM HLT M252												
			RESTRICT: GRADUATE STUDENTS												
235	LAW&SOC CHG&HLT SER	N	846-210-200	LEC	1		M	4:00- 6:50P	PUB HLT 41235		20	30		4.0	
			RESTRICT: GRADUATE STUDENTS												
M236	MICECNM THR-HL SECT	N	846-216-200	LEC	1		MW	12:00- 1:50P	PUB HLT 71257		20	30	G	4.0	
			SAME AS : PUB PLC M268												
237C	HLTH SRVCS MTHDLGYS	N	846-224-200	LEC	1		TR	12:00- 1:50P	PUB HLT 41235	NEEDLEMAN, J.	20	14	G	4.0	
			RESTRICT: HEALTH SERVICES MAJORS & PUBLIC HEALTH STUDENTS OR SENIORS												
CM241	WOMEN&HEALTH&AGING	N	-----	LEC	1		W	1:00- 3:50P	PUB HLT 31262	ABEL, E.	5	06	G	4.0	
			SAME AS : SOC WLF M290D												
			RESTRICT: JUNIORS AND ABOVE												
M242	DETERMINNTS OF HLTH	N	846-253-200	LEC	1		F	9:00-11:50A	PUB HLT 61235	FIELDING, J.E.	20	30	G	4.0	
			SAME AS : COM HLT M232												
M249Q	EDIT BOARD APPRENTC	N	846-309-200	SEM	1		W	1:00- 1:50P	PUB HLT	KAPLAN, R.M.	10	30		2.0	
			SAME AS : PSYCTRY M210												
			RESTRICT: GRADUATE STUDENTS												
249R	CANCER PRVNTN&CNTRL	N	846-310-200	SEM	1		M	9:00-11:50A	PUB HLT 41235	GLENN-MALLOUK, B.A	10	30	SU	2.0	
			RESTRICT: GRADUATE STUDENTS												
249T	COST-EFFECTVNS ANLY	Y	846-290-200	SEM	1		MW	9:00-10:50A	PUB HLT 61235	KOMINSKI, G.F.	30	30	G	4.0	
M252	MEDICARE REFORM	N	846-312-200	LEC	1		M	2:00- 4:50P	PUB AFF 2292	PETERSON, M.A.	12	30	G	4.0	
			SAME AS : PUB PLC M267												
265	HLTH SERVICES RSRCH	N	846-390-200	LEC	1		TR	2:00- 3:50P	OFF CAM	SHAPIRO, M.F.	20	15		4.0	
			RESTRICT: HEALTH SERVICES MAJORS												
288	TECHNLGY&HLTH SERVC	N	846-528-200	LEC	1		W	3:00- 5:50P	HLTHSCI	TORRENS, P.R.	25	09		4.0	
			RESTRICT: GRADUATE STUDENTS												
M422	EVAL-HEALTH SERVICE	N	846-646-200	LEC	1		TR	10:00-11:50A	PUB HLT 61269	BASTANI, R.	20	30	G	4.0	
			SAME AS : SOCIOL M402												
			RESTRICT: INSTRUCTOR CONSENT												
431	MGRL PRCS-HLTH SRVC	N	846-662-200	LEC	1		TR	3:00- 4:50P	PUB HLT 41268	HILBERMAN, D.W.	25	16	G	4.0	
			RESTRICT: GRADUATE STUDENTS												
433	HLTH SERVC ORG PLCY	N	-----	LEC	1		TR	11:00-12:50P	PUB HLT	VRIESMAN, L.J.	30	13	G	4.0	
			RESTRICT: GRADUATE STUDENTS												
436	HLTHCARE FINAN MGMT	N	-----	LEC	1		R	12:00- 2:50P	PUB HLT	HAGIGI, F.A.	0	30		4.0	
439	DENTAL CARE ADMINST	N	846-678-200	LEC	1		W	5:00- 7:50P	PUB HLT 61262	MARCUS, M.	15	30	G	4.0	
			RESTRICT: GRADUATE STUDENTS												
442	MANAGED CARE	N	846-677-200	LEC	1		TR	1:00- 2:50P	PUB HLT 41268	PARKERTON, P.H.	25	15	G	4.0	
			RESTRICT: GRADUATE STUDENTS												
445	HEALTH CARE MARKTNG	N	846-690-200	LEC	1		W	10:00-11:50A	PUB HLT 41268	VRIESMAN, L.J.	25	02	G	2.0- 4.0	
			RESTRICT: GRADUATE STUDENTS												
M449B	CHILD HEALTH	N	846-701-200	LEC	1		M	1:00- 2:50P	PUB HLT 61235	HALFON, N.	20	30	G	4.0	
							W	1:00- 2:50P	PUB HLT 61262						
			SAME AS : COM HLT M436B												

HISTORY

A per-unit Instructional Enhancement Fee is assessed on most L&S undergraduate nontutorial classes. See the Miscellaneous Fees chart at <http://www.registrar.ucla.edu/fees/> for fee amounts. History 96W through 97O and 100 through 188 are limited to Prehistory and History majors on the priority and first enrollment passes. History 191 courses are closed until second pass. Nonmajors may enroll in upper division history courses (except those in the 191 series) on a date to be determined.

1B	WESTERN CIVILIZATN	N	-----	LEC	1		MW	2:00- 3:15P	HUMANTS A51	NORBERG, K.	300	07		5.0
			221-006-201	DIS	1A		T	12:00- 1:50P	BUNCHE 2181		15			0.0
			221-006-202	DIS	1B		R	4:00- 5:50P	BUNCHE 3123		15			0.0
			221-006-203	DIS	1C		T	4:00- 5:50P	ROYCE 150		15			0.0
			221-006-204	DIS	1D		W	8:00- 9:50A	BUNCHE 3164		15			0.0
			221-006-205	DIS	1E		F	9:00-10:50A	BUNCHE 3156		15			0.0
			221-006-206	DIS	1F		TBA				15			0.0
			221-006-207	DIS	1G		T	4:00- 5:50P	DODD 162		15			0.0
			221-006-208	DIS	1H		W	4:00- 5:50P	BUNCHE 1221A		15			0.0
			221-006-209	DIS	1I		F	10:00-11:50A	BUNCHE 3157		15			0.0
			221-006-210	DIS	1J		F	8:00- 9:50A	BUNCHE A152		15			0.0
			221-006-211	DIS	1K		F	11:00-12:50P	BUNCHE 2168		15			0.0
			221-006-212	DIS	1L		F	1:00- 2:50P	BUNCHE 2168		15			0.0
			221-006-213	DIS	1M		W	4:00- 5:50P	DODD 162		15			0.0

CATALOG NUMBER	COURSE TITLE	ENF REQ IM	ID NUMBER	CLS TYP	SEC	FEE	DAYS	TIME	BUILDING/ ROOM	INSTRUCTOR	ENRL CAP	XC	CR TP	UNITS
1C	WESTERN CIVILIZATN	N	221-006-214	DIS	1N		W	8:00- 9:50A	BUNCHE 2178		15			0.0
			221-006-215	DIS	1O		R	9:00-10:50A	BOELTER 5514		15			0.0
			221-006-216	DIS	1P		M	4:00- 5:50P	BUNCHE A152		15			0.0
			221-006-217	DIS	1Q		T	1:00- 2:50P	BUNCHE 2174		15			0.0
			221-006-218	DIS	1R		R	8:00- 9:50A	PUB AFF 2317		15			0.0
			221-006-219	DIS	1S		T	3:00- 4:50P	MS 7608		15			0.0
			221-006-220	DIS	1T		T	9:00-10:50A	PUB AFF 2317		15			0.0
			-----	LEC	1		TR	9:30-10:45A	HUMANTS A51	HUNT, L.A.	240	12		5.0
			221-009-200	DIS	1A		T	4:00- 5:50P	WGYOUNG 1044		15			0.0
			221-009-201	DIS	1B		T	4:00- 5:50P	BUNCHE 3150		15			0.0
			221-009-203	DIS	1C		W	8:00- 9:50A	BUNCHE 3143		15			0.0
			221-009-204	DIS	1D		W	8:00- 9:50A	BUNCHE 3153		15			0.0
			221-009-205	DIS	1E		F	11:00-12:50P	PUB AFF 2284		15			0.0
			221-009-206	DIS	1F		R	4:00- 5:50P	BUNCHE 3157		15			0.0
			221-009-207	DIS	1G		W	4:00- 5:50P	PUB AFF 1256		15			0.0
			221-009-208	DIS	1H		W	4:00- 5:50P	ROLFE 3120		15			0.0
			221-009-209	DIS	1I		W	8:00- 9:50A	BUNCHE 3150		15			0.0
			221-009-210	DIS	1J		R	4:00- 5:50P	BUNCHE 1221A		15			0.0
			221-009-211	DIS	1K		R	4:00- 5:50P	PUB AFF 2284		15			0.0
			221-009-212	DIS	1L		W	4:00- 5:50P	PUB AFF 1329		15			0.0
			221-009-213	DIS	1M		F	9:00-10:50A	BUNCHE 3153		15			0.0
221-009-214	DIS	1N		F	1:00- 2:50P	BUNCHE 2181		15			0.0			
221-009-215	DIS	1O		T	4:00- 5:50P	BUNCHE 3178		15			0.0			
221-009-216	DIS	1P		F	2:00- 3:50P	BUNCHE 2156		15			0.0			
2D	SCI&MAGIC&RELIGION	N	-----	LEC	1		TR	12:30- 1:45P	BUNCHE 2209A	THE STAFF	240	14		5.0
			-----	LEC	1		TR	12:30- 1:45P	HAINES 39					
			221-014-201	DIS	1A		T	4:00- 5:50P	MS 5233		15			0.0
			221-014-202	DIS	1B		W	4:00- 5:50P	PUB AFF 2319		15			0.0
			221-014-203	DIS	1C		W	8:00- 9:50A	BUNCHE 3157		15			0.0
			221-014-204	DIS	1D		F	9:00-10:50A	HAINES A6		15			0.0
			221-014-205	DIS	1E		F	2:00- 3:50P	BUNCHE 3117		15			0.0
			221-014-206	DIS	1F		R	4:00- 5:50P	DODD 154		15			0.0
			221-014-207	DIS	1G		W	10:00-11:50A	BUNCHE 1221A		15			0.0
			221-014-208	DIS	1H		R	3:00- 4:50P	BUNCHE 2178		15			0.0
			221-014-209	DIS	1I		W	12:00- 1:50P	ROLFE 3115		15			0.0
			221-014-210	DIS	1J		R	4:00- 5:50P	ROLFE 3120		15			0.0
			221-014-211	DIS	1K		T	4:00- 5:50P	PAB 1749		15			0.0
			221-014-212	DIS	1L		W	3:00- 4:50P	BUNCHE 2121		15			0.0
			221-014-213	DIS	1M		F	11:00-12:50P	ROLFE 3127		15			0.0
			221-014-214	DIS	1N		R	8:00- 9:50A	FRANZ 2288		15			0.0
			221-014-215	DIS	1O		W	12:00- 1:50P	BUNCHE 3143		15			0.0
			221-014-216	DIS	1P		R	8:00- 9:50A	PUB AFF 2278		15			0.0
			-----	LEC	1		TR	3:30- 4:45P	ROYCE 190	FRANK JR, R.G.	120	16		5.0
			221-019-201	DIS	1A		W	4:00- 5:50P	BUNCHE 3153		15			0.0
			221-019-202	DIS	1B		W	9:00-10:50A	BOELTER 5422		15			0.0
221-019-203	DIS	1C		F	8:00- 9:50A	BUNCHE 2181		15			0.0			
221-019-204	DIS	1D		R	8:00- 9:50A	PUB AFF 1278		15			0.0			
221-019-205	DIS	1E		F	10:00-11:50A	BUNCHE 3150		15			0.0			
221-019-206	DIS	1F		W	12:00- 1:50P	ROLFE 3123		15			0.0			
221-019-207	DIS	1G		F	9:00-10:50A	ROLFE 3114		15			0.0			
221-019-208	DIS	1H		R	8:00- 9:50A	PUB AFF 2292		15			0.0			
-----	LEC	1		T	2:00- 4:50P	FOWLER A103B	DERBY, L.	300	15		5.0			
221-047-201	DIS	1A		W	3:00- 4:50P	BUNCHE 3164		15			0.0			
221-047-202	DIS	1B		F	11:00-12:50P	PUB AFF 2333		15			0.0			
221-047-203	DIS	1C		W	8:00- 9:50A	HAINES 122		15			0.0			
221-047-204	DIS	1D		R	8:00- 9:50A	DODD 162		15			0.0			
221-047-205	DIS	1E		F	1:00- 2:50P	BUNCHE 1221A		15			0.0			
221-047-206	DIS	1F		F	9:00-10:50A	DODD 162		15			0.0			
221-047-207	DIS	1G		W	4:00- 5:50P	MS 5138		15			0.0			
221-047-208	DIS	1H		W	12:00- 1:50P	BUNCHE 2173		15			0.0			
221-047-209	DIS	1I		R	10:00-11:50A	BUNCHE A152		15			0.0			
221-047-210	DIS	1J		F	8:00- 9:50A	BUNCHE 3117		15			0.0			
221-047-211	DIS	1K		F	12:00- 1:50P	HAINES A76		15			0.0			
221-047-212	DIS	1L		R	3:00- 4:50P	DODD 178		15			0.0			
221-047-213	DIS	1M		R	12:00- 1:50P	BUNCHE 2181		15			0.0			
221-047-214	DIS	1N		W	1:00- 2:50P	BUNCHE 2168		15			0.0			
221-047-215	DIS	1O		F	11:00-12:50P	BUNCHE 3153		15			0.0			
221-047-216	DIS	1P		R	4:00- 5:50P	BUNCHE 3117		15			0.0			
221-047-217	DIS	1Q		R	8:00- 9:50A	BUNCHE 3123		15			0.0			
221-047-218	DIS	1R		W	8:00- 9:50A	HAINES A28		15			0.0			
221-047-219	DIS	1S		F	10:00-11:50A	BUNCHE 1265		15			0.0			
221-047-220	DIS	1T		R	4:00- 5:50P	BUNCHE 2156		15			0.0			
-----	LEC	1		TR	11:00-12:15P	HAINES 118	MAROTTI, W.	120	13		5.0			
221-051-201	DIS	1A		W	4:00- 5:50P	BUNCHE 2160		15			0.0			
221-051-202	DIS	1B		F	9:00-10:50A	PUB AFF 2284		15			0.0			
221-051-203	DIS	1C		T	4:00- 5:50P	BUNCHE 3153		15			0.0			
221-051-204	DIS	1D		F	11:00-12:50P	ROLFE 3131		15			0.0			
221-051-205	DIS	1E		W	8:00- 9:50A	BUNCHE 2160		15			0.0			
221-051-206	DIS	1F		R	4:00- 5:50P	BUNCHE 3164		15			0.0			
221-051-207	DIS	1G		T	4:00- 5:50P	BUNCHE 3164		15			0.0			
221-051-208	DIS	1H		R	4:00- 5:50P	BUNCHE 3153		15			0.0			
221-066-201	SEM	1		T	4:00- 5:50P	PUB AFF 2317	WOHL, R.A.	20	30	PN	1.0			
19	FIAT LUX FRSHMN SEM	N												
History 19, seminar 1: Spectacle of Flight: How Aviation Transformed Western Culture														
22	WRLD HIST 1760-PRES	N	-----	LEC	1		MW	3:30- 4:45P	ROLFE 1200	THE STAFF	240	08		5.0
			221-087-201	DIS	1A		T	9:00-10:50A	BUNCHE 2173		15			0.0
			221-087-202	DIS	1B		TBA				20			0.0
			221-087-203	DIS	1C		T	4:00- 5:50P	BUNCHE 3170		20			0.0
			221-087-204	DIS	1D		R	4:00- 5:50P	BUNCHE 3150		20			0.0
			221-087-205	DIS	1E		R	8:00- 9:50A	BUNCHE 1221A		20			0.0
			221-087-206	DIS	1F		R	8:00- 9:50A	BUNCHE 3157		20			0.0

CATALOG NUMBER	COURSE TITLE	ENF REQ IM	ID NUMBER	CLS TYP	SEC	FEE	DAYS	TIME	BUILDING/ ROOM	INSTRUCTOR	ENRL CAP	XC	CR TP	UNITS
			221-087-207	DIS	1G		F	9:00-10:50A	PUB AFF 2333		20			0.0
			221-087-208	DIS	1H		R	4:00- 5:50P	BUNCHE 3178		20			0.0
			221-087-209	DIS	1I		TBA				20			0.0
			221-087-210	DIS	1J		F	1:00- 2:50P	BUNCHE 3170		20			0.0
			221-087-211	DIS	1K		TBA				20			0.0
			221-087-212	DIS	1L		F	2:00- 3:50P	BUNCHE 2160		20			0.0
			221-087-213	DIS	1M		T	4:00- 5:50P	MS 5128		20			0.0
			221-087-214	DIS	1N		F	2:00- 3:50P	BUNCHE 3156		20			0.0
			221-087-215	DIS	1O		W	9:00-10:50A	BUNCHE 1265		15			0.0
			221-087-216	DIS	1P		W	11:00-12:50P	BUNCHE 1265		15			0.0
89	HONORS SEMINARS	N	221-267-200	SEM	1		TBA			HILL, R.A.	10	30		1.0
96W	INT-HISTRCL PRCTICE	Y Y	221-289-200	SEM	1		T	9:00-11:50A	BUNCHE 1265	BROWN, E.L.	15	30	G	5.0
	History 96W, seminar 1:													
			Y 221-289-202	SEM	2		W	1:00- 3:50P	PUB AFF 2292	SASAKI, C.T.	15	30	G	5.0
	History 96W, seminar 2:													
			Y 221-289-203	SEM	3		T	2:00- 4:50P	BUNCHE 1265	SILVERMAN, A.J.	15	30	G	5.0
	History 96W, seminar 3:													
			Y 221-289-204	SEM	4		R	1:00- 3:50P	DODD 154	MARSHALL, J.	15	30	G	5.0
	History 96W, seminar 4:													
97A	ANCIENT HISTORY	N	221-291-201	SEM	1		M	3:00- 5:50P	PUB AFF 2319	LATHAM, J.A.	15	30		4.0
97C	EUROPEAN HISTORY	N	221-293-200	SEM	1		M	11:00- 1:50P	BUNCHE 1265	NORBERG, K.	15	30		4.0
			221-293-202	SEM	2		W	11:00- 1:50P	ROLFE 3131	THE STAFF	10	30		4.0
97D	US HISTORY	N	221-294-200	SEM	1		M	12:00- 2:50P	BUNCHE 2173	ALVAREZ, M.	15	30		4.0
	History 97D, seminar 1:													
			221-294-201	SEM	2		T	3:00- 5:50P	BUNCHE 2173	ALVAREZ, M.	15	30		4.0
			221-294-203	SEM	3		M	2:00- 4:50P	BUNCHE 1265	CHAVEZ, M.M.	15	30		4.0
			221-294-204	SEM	4		R	3:00- 5:50P	BUNCHE 2150	CHAVEZ, M.M.	15	30		4.0
			221-294-205	SEM	5		TBA			THE STAFF	10	30		4.0
			221-294-206	SEM	6		M	1:00- 3:50P	ROLFE 3112	LEE, A.	15	30		4.0
97G	EAST ASIAN HISTORY	N	221-276-202	SEM	2		M	4:00- 6:50P	BUNCHE 2173	DAVIS, A.M.	15	30		4.0
	History 97G, seminar 2:													
			221-276-203	SEM	3		W	4:00- 6:50P	ROLFE 3114	DAVIS, A.M.	15	30		4.0
97K	RELIGION HISTORY	N	221-281-201	SEM	1		T	3:00- 5:50P	BUNCHE 2174	SCULL, K.	15	30		4.0
			221-281-202	SEM	2		R	3:00- 5:50P	BUNCHE 2174	SCULL, K.	15	30		4.0
100	HISTORY&HISTORIANS	N	221-301-200	LEC	1		R	1:00- 3:50P	BUNCHE 3157	JACOB, M.C.	30	16		4.0
M103B	ANCIENT EGYPT CIV	N	-----	LEC	1		TR	9:30-10:45A	HAINES 118	WENDRICH, W.Z.	40	12		4.0
			221-309-201	DIS	1A		R	9:00- 9:50A	BUNCHE 3170		10			0.0
			221-309-202	DIS	1B		R	10:00-10:50A	BUNCHE 3170		10			0.0
			221-309-203	DIS	1C		R	11:00-11:50A	BUNCHE 3150		10			0.0
			221-309-204	DIS	1D		R	12:00-12:50P	DODD 78		10			0.0
105C	MID EAST 1700-PRSNT	N	221-315-200	LEC	1		MWF	11:00-11:50A	PERLOFF 1102	GELVIN, J.L.	140	04		4.0
107D	ARMENIAN ORAL HIST	N	221-334-200	LEC	1		R	2:30- 4:45P	PUB AFF 2292	HOVANNISIAN, R.G.	15	16		4.0
			221-343-200	LEC	1		MWF	10:00-10:50A	PERLOFF 1102	GELVIN, J.L.	100	03		4.0
109B	ISRAEL-PALSTN CONFL	N	221-362-200	LEC	1		TR	9:30-10:45A	BUNCHE 2209A	CHAMBERS, M.H.	150	12		4.0
113B	HIST ANCIENT GREECE	N	221-392-200	LEC	1		TR	11:00-12:15P	PUB AFF 2250	FRANK, S.	60	13		4.0
121D	MOD EUROP-1815-1914	N	221-395-200	LEC	1		TR	11:00-12:15P	BUNCHE 2160	STACEY, P.J.	40	13		4.0
122A	EUR-CUL&INTELL-15C	N	221-345-200	LEC	1		TR	11:00-12:15P	HUMANTS 135					
122F	EUR-CUL&INTELL-20C	N	221-345-200	LEC	1		TR	3:30- 4:45P	DODD 146	WOHL, R.A.	60	16		4.0
			221-405-200	LEC	1		TR	2:00- 3:15P	FOWLER A139	FORD, C.C.	80	15		4.0
124C	FRANCE 1871-PRESENT	N	221-441-200	LEC	1		TR	2:00- 3:15P	BROAD 2160E	RUIZ, T.F.	250	15		4.0
129A	SPN&PRTGL 1479-1789	N	221-457-200	LEC	1		TR	2:00- 3:15P	MOORE 100					
132	TOPIC-EUROPEAN HIST	N	221-457-200	LEC	1		TR	12:30- 1:45P	PUB AFF 2250	BRENNER, R.P.	50	14		4.0
			221-478-200	LEC	1		TR	2:00- 3:15P	BUNCHE 3211	URDANK, A.M.	45	15		4.0
136C	BRITAIN SINCE 1832	N	221-506-200	LEC	1		MWF	11:00-11:50A	KNSY PV 1200B	YIRUSH, C.B.	70	04		4.0
138B	RVLU AMER 1760-1800	N	221-513-200	LEC	1		TR	11:00-12:15P	BUNCHE 2209A	WAUGH, J.	170	13		4.0
139B	U S 1875-1900	N	221-528-200	LEC	1		TR	9:30-10:45A	KNSY PV 1200B	YEAGER, M.A.	80	12		4.0
141B	US ECON-1910-NOW	N	221-546-200	LEC	1		MW	2:00- 3:15P	FOWLER A103B	COREY, M.F.	220	07		4.0
142B	INTELLECTL HIST US	N	221-567-200	LEC	1		MWF	11:00-11:50A	BUNCHE 2178	SALMAN, M.	30	04		4.0
M144C	US-PHILIPPINE RLTNS	N	-----	LEC	1		MW	2:00- 3:15P	ROYCE 162	BROWN, S.D.	15	07		4.0
M150C	INTRO AFRO-AMER HIS	N	-----	LEC	1		MW	2:00- 3:15P	ROYCE 162	BROWN, S.D.	15	07		4.0
			221-613-201	DIS	1A		T	9:00- 9:50A	ROLFE 3115		5			0.0
			221-613-202	DIS	1B		R	9:00- 9:50A	ROLFE 3112		5			0.0
			221-613-203	DIS	1C		T	1:00- 1:50P	ROLFE 3114		5			0.0
160B	MEXCN REVL SNC 1910	N	221-662-200	LEC	1		TR	2:00- 3:45P	DODD 161	WILKIE, J.W.	100	15		4.0
161	LATIN AMERICAN HIST	N	221-673-200	LEC	1		F	9:00-11:50A	DODD 146	NAMALA, D.	80	03		4.0

CATALOG NUMBER	COURSE TITLE	ENF REQ IM	ID NUMBER	CLS TYP	SEC	FEE	DAYS	TIME	BUILDING/ ROOM	INSTRUCTOR	ENRL CAP	XC	CR TP	UNITS
164E	AFRICA-1945-PRESENT	N	221-684-200	LEC	1		MWF	4:00- 4:50P	HAINES 220	APTER, A.	120	09		4.0
				RESTRICT: HIS,HIS/ART HIS,PRES-HIS,HIS-SCI MINR										
167C	HIST-CENTRAL AFRICA	N	221-694-200	LEC	1		W	3:00- 5:50P	BUNCHE 3156	EHRET, C.	40	09		4.0
170B	TOPICS-CHINA-1500	N	221-700-200	LEC	1		MW	2:00- 3:15P	ROYCE 156	GOLDMAN, A.S.	50	07		4.0
171	TOPICS-JAPAN HIST	N	221-705-200	LEC	1		TR	11:00-12:15P	BUNCHE 3156	THE STAFF	40	13		4.0
172B	JAPAN-EARLY MODERN	N	221-710-200	LEC	1		MWF	10:00-10:50A	HUMANTS 135	OOMS, H.	78	03		4.0
175A	CONTEMP SOUTH ASIA	N	221-718-200	LEC	1		TR	11:00-12:15P	HUMANTS 169	LAL, V.	100	13		4.0
M181	TOPICS-JEWISH HIST	N	221-786-200	LEC	1		T	2:00- 4:50P	ROYCE 362		25	15		4.0
				SAME AS : JEWISH M181										
M182D	EURP JEWRY-1881-NOW	N	221-757-200	LEC	1		TR	11:00-12:15P	BUNCHE 1209B	MYERS, D.N.	40	13		4.0
				SAME AS : JEWISH M182D										
183B	THIRD REICH & JEWS	N	221-759-200	LEC	1		TR	11:00-12:15P	ROLFE 1200	FRIEDLANDER, S.P.	160	13		4.0
M184B	ANTI-SEMITISM	N	221-768-200	LEC	1		TR	9:30-10:45A	BUNCHE 3156	BOUSTAN, R.S.	30	12		4.0
				SAME AS : JEWISH M184B										
M185D	RELIGION-ANCT NR EA	N	221-620-200	LEC	1		MW	11:00-12:20P	PUB AFF 1234	JOHNSON, J.C.	30	04		4.0
				SAME AS : AN N EA M185D										
186C	JESUS OF NAZARETH	N	221-571-200	LEC	1		TR	11:00-12:15P	BROAD 2160E	BARTCHY, S.S.	160	13		4.0
				RESTRICT: HIS,HIS/ART HIS,PRES-HIS,HIS-SCI MINR										
M187A	GLOBAL FEMINISM	N	221-777-200	LEC	1		TR	1:00- 3:15P	BUNCHE 1221A	DUBOIS, E.C.	30	15		4.0
				SAME AS : WOM STD M186A										
188SB	INDIV STD FOR USIE	Y	221-829-201	TUT	1		VAR			BARTCHY, S.S.	7	30	G	2.0
				RESTRICT: PETITION OR CONTRACT REQUIRED										
189	ADV HONORS SEMINARS	N	221-894-201	SEM	1		T	4:00- 4:50P	BUNCHE 3143	RUIZ, T.F.	10	30		1.0
				RESTRICT: INSTRUCTOR CONSENT										
				For History 191 classes, enrollment is not allowed until the second enrollment pass and is limited to junior/senior History and History/Art History majors.										
191C	SEM-EUROPE	N	221-790-200	SEM	1		W	2:00- 4:50P	BUNCHE 3170	FRANK, S.	10	30		4.0
				RESTRICT: HISTORY, HISTORY/ART HISTORY & JUNIORS AND ABOVE										
				221-790-201	SEM	2	W	2:00- 4:50P	BUNCHE 3211	STACEY, P.J.	10	30		4.0
				RESTRICT: HISTORY, HISTORY/ART HISTORY & JUNIORS AND ABOVE										
				221-790-203	SEM	3	M	3:00- 5:50P	HAINES 122	FORD, C.C.	10	30		4.0
				RESTRICT: HISTORY, HISTORY/ART HISTORY & JUNIORS AND ABOVE										
				221-790-204	SEM	4	T	3:00- 5:50P	BUNCHE 2178	THE STAFF	10	30		4.0
				RESTRICT: HISTORY, HISTORY/ART HISTORY & JUNIORS AND ABOVE										
				For History 191 classes, enrollment is not allowed until the second enrollment pass and is limited to junior/senior History and History/Art History majors.										
191D	SEM-UNITED STATES	N	221-791-201	SEM	1		T	9:00-11:50A	FRANZ 2258A	GOMEZ-QUINONES, J.	10	30		4.0
				RESTRICT: HISTORY, HISTORY/ART HISTORY & JUNIORS AND ABOVE										
				History 191D, seminar 1: U.S. Social Movements during 1960s and 1970s										
				221-791-202	SEM	2	R	1:00- 3:50P	GEOLOGY 4645	MATSUMOTO, V.J.	10	30		4.0
				RESTRICT: HISTORY, HISTORY/ART HISTORY & JUNIORS AND ABOVE										
				221-791-203	SEM	3	W	2:00- 4:50P	PUB AFF 2238	YIRUSH, C.B.	10	30		4.0
				RESTRICT: HISTORY, HISTORY/ART HISTORY & JUNIORS AND ABOVE										
				221-791-206	SEM	6	TBA		OFF CAM	LAUERHASS, L.	10	30		4.0
				RESTRICT: INSTRUCTOR CONSENT										
M191DC	CAPPP WASHINGTN SEM	N	221-795-200	SEM	1		R	10:00-12:50P	OFF CAM	DESVEAUX, J.A.	5	30	G	8.0
				SAME AS : POL.SCI M191DC, SOCIOL M191DC										
				RESTRICT: INSTRUCTOR CONSENT										
				For History 191 classes, enrollment is not allowed until the second enrollment pass and is limited to junior/senior History and History/Art History majors.										
191F	SEM-NEAR EAST	N	221-793-201	SEM	1		M	1:00- 3:50P	MS 3915H	MORONY, M.G.	10	30		4.0
				RESTRICT: HISTORY, HISTORY/ART HISTORY & JUNIORS AND ABOVE										
				History 191F, seminar 1: Later Islamic Thought										
				For History 191 classes, enrollment is not allowed until the second enrollment pass and is limited to junior/senior History and History/Art History majors.										
191J	SEM-AFRICA	N	221-882-201	SEM	1		T	4:00- 6:50P	HAINES A24	EHRET, C.	10	30		4.0
				RESTRICT: HISTORY, HISTORY/ART HISTORY & JUNIORS AND ABOVE										
				For History 191 classes, enrollment is not allowed until the second enrollment pass and is limited to junior/senior History and History/Art History majors.										
191M	SEM-SOUTHEAST ASIA	N	221-888-201	SEM	1		TBA			ROBINSON, G.	10	30		4.0
				RESTRICT: HISTORY, HISTORY/ART HISTORY & JUNIORS AND ABOVE										
				For History 191 classes, enrollment is not allowed until the second enrollment pass and is limited to junior/senior History and History/Art History majors.										
191N	SEM-INDIA	N	221-895-200	SEM	1		T	1:00- 3:50P	BUNCHE 3123	LAL, V.	0	30		4.0
				RESTRICT: INSTRUCTOR CONSENT										
				History 191N, seminar 1: Question of Violence in Colonial and Modern India										
				History 191N, seminar 2:										
200D	ADV HIST EUROPE	N	621-005-201	SEM	1		W	2:00- 4:50P	DODD 146	REILL, P.H.	10	30		4.0
				RESTRICT: HISTORY GRADUATE STUDENTS										
200J	ADV HIST NEAR EAST	N	621-011-201	SEM	1		T	4:00- 6:50P	PUB AFF 2284	PITERBERG, G.	15	30		4.0
				RESTRICT: HISTORY GRADUATE STUDENTS										
M200W	ADV HIST-AMRCN INDN	N	621-024-200	SEM	1		T	9:00-11:50A	CAMPBEL 3232	NABOKOV, P.	5	30	G	4.0
				SAME AS : AM IND M200A										
201D	TOPICS-ERLY MOD EUR	N	621-032-201	SEM	1		W	4:00- 6:50P	ROLFE 3127	THE STAFF	5	30		4.0
				RESTRICT: HISTORY GRADUATE STUDENTS										
				621-032-202	SEM	2	R	9:00-11:50A	BUNCHE 1265	THE STAFF	5	30		4.0
				RESTRICT: HISTORY GRADUATE STUDENTS										
201E	TOPICS-MODRN EUROPE	N	621-033-201	SEM	1		W	4:00- 6:50P	ROLFE 3106	WOHL, R.A.	10	30		4.0
				RESTRICT: HISTORY GRADUATE STUDENTS										
201G	TOPICS-BRITAIN	N	621-035-201	SEM	1		T	11:00- 1:50P	ROLFE 3127	URDANK, A.M.	10	30		4.0
				RESTRICT: HISTORY GRADUATE STUDENTS										
201H	TOPICS-U S	N	621-036-200	SEM	1		TBA			REIFF, J.L.	5	30		4.0
				RESTRICT: HISTORY GRADUATE STUDENTS										
				621-036-202	SEM	2	TBA			GOMEZ-QUINONES, J.	10	30		4.0
				RESTRICT: HISTORY GRADUATE STUDENTS										
				History 201H, seminar 2: U.S. Social Movements during 1960s and 1970s										
201I	TOPICS-LAT AMERICA	N	621-037-201	SEM	1		T	4:00- 6:50P	HUMANTS A68	SUMMERHILL, W.R.	15	30		4.0
				RESTRICT: HISTORY GRADUATE STUDENTS										
				History 201I, seminar 1:										
201J	TOPICS-NEAR EAST	N	621-038-200	SEM	1		R	1:00- 3:50P	ROLFE 3106	MORONY, M.G.	10	30		4.0
				RESTRICT: HISTORY GRADUATE STUDENTS										
				History 201J, seminar 1: Later Islamic Thought										
201K	TOPICS-INDIA	N	621-039-201	SEM	1		T	1:00- 3:50P	BUNCHE 3123	LAL, V.	5	30		4.0
				RESTRICT: HISTORY GRADUATE STUDENTS										
				History 201K, seminar 1: Question of Violence in Colonial and Modern India										
201M	TOPICS-JAPAN	N	621-041-201	SEM	1		R	2:00- 4:50P	ROLFE 3131	NAKAYAMA, S.	10	30		4.0
				RESTRICT: HISTORY GRADUATE STUDENTS										
201N	TOPICS-AFRICA	N	621-042-201	SEM	1		R	1:00- 3:50P	MOORE 1003	APTER, A.	10	30		4.0
				RESTRICT: HISTORY GRADUATE STUDENTS										

CATALOG NUMBER	COURSE TITLE	ENF REQ IM	ID NUMBER	CLS TYP	SEC	FEE	DAYS	TIME	BUILDING/ ROOM	INSTRUCTOR	ENRL CAP	XC	CR TP	UNITS
201R	TOPICS-JEWISH HIST	N	621-046-201	SEM 1			T	2:00- 4:50P	PUB AFF 1278	MYERS, D.N.	5	30		4.0
	History 201R, seminar 1:													
			621-046-202	SEM 2			TBA			THE STAFF	5	30		4.0
	History 201R, seminar 2:													
201T	TOPICS-SOUTHEA ASIA	N	621-048-201	SEM 1			R	11:00- 1:50P	ROLFE 3127	ROBINSON, G.	10	30		4.0
214	TOPCS-WORLD HISTORY	N	621-115-201	DIS 1			T	3:00- 5:50P	ROLFE 3118	MAROTTI, W.	15	30	G	4.0
			621-115-202	DIS 2			W	2:00- 4:50P	BUNCHE 1265	SALMAN, M.	15	30	G	4.0
221A	SEM-MEDIEVAL HIST	N	621-138-201	SEM 1			M	2:00- 4:50P	BUNCHE 2150	GEARY, P.	15	30	T1	4.0
M230A	SEM-MODERN EUROPEAN	N	621-175-201	SEM 1			T	2:00- 4:50P	ROLFE 3131	HUNT, L.A.	10	30	T1	4.0
M230B	SEM-MODERN EUROPEAN	N	621-176-201	SEM 1			M	2:00- 5:30P	HAINES A28	BRENNER, R.P.	10	30	T2	4.0
231B	MOD EUR INTEL&CULT	N	621-202-201	SEM 1			R	4:00- 6:50P	ROLFE 3106	ANDERSON, F.R.	10	30	T2	4.0
246C	US HIST-20TH CNTURY	N	621-259-200	SEM 1			TBA			LYTLE HERNANDEZ, K	20	30		4.0
251B	RSRCH SEM-AMER HIST	N	621-290-201	SEM 1			T	1:00- 3:50P	BUNCHE 2121	DUBOIS, E.C.	15	30	T2	4.0
254A	US SOCIAL&INTELLECT	N	621-305-201	SEM 1			W	9:00-11:50A	ROLFE 3123	WAUGH, J.	10	30	T1	4.0
261A	SEM-AFRO-AMER HIST	N	621-330-201	SEM 1			M	10:00-12:50P	ROLFE 3131	STEVENSON, B.	10	30	T1	4.0
M264	HIST OF AMERCN EDUC	N	621-342-200	DIS 1			F	1:00- 4:50P	MOORE	COHEN, S.	5	30		4.0
267B	LAT AM HIST-19&20C	N	621-382-201	SEM 1			M	2:00- 4:50P	BUNCHE 3117	DERBY, L.	10	30	T2	4.0
282B	SEM-CHINESE HISTORY	N	621-459-201	SEM 1			T	2:00- 4:50P	ROLFE 3127	GOLDMAN, A.S.	10	30	T2	4.0
291B	SEM IN JEWISH HIST	N	621-494-201	SEM 1			T	2:00- 4:50P	MS 5147	STEIN, S.A.	10	30	T2	4.0
295	THRY-SCIENTIFIC CHG	N	621-504-201	SEM 1			W	8:00-10:50A	ROLFE 3106	TRAWEEK, S.J.	10	30		4.0
297B	SEM-HIST OF SCIENCE	N	621-506-200	SEM 1			T	1:00- 3:50P	BOELTER 5514	TERRALL, M.	10	15	T2	4.0
495	TEACHING OF HISTORY	N	621-795-200	SEM 1			UNSCHE			PITERBERG, G.	50	30	SU	4.0

HONORS COLLEGIUM

A per-unit Instructional Enhancement Fee is assessed on most L&S undergraduate nontutorial classes. See the Miscellaneous Fees chart at <http://www.registrar.ucla.edu/fees/> for fee amounts.

5	REPRSNTNG CLEOPATRA	N	222-038-200	SEM 1			W	2:00- 4:50P	HUMANTS A45	GURVAL, R.A.	0	09		5.0
7	JOAN OF ARC & RAIS	N	222-023-200	SEM 1			M	1:00- 3:50P	HAINES A44	STAHULJAK, Z.	15	05		5.0
10	ISLAM-FRNCPHN AFRCA	N	222-060-200	SEM 1			W	2:00- 4:50P	PUB AFF 1323	THOMAS, D.R.	0	09		5.0
19	FIAT LUX FRSHMN SEM	N	222-054-201	SEM 1			TBA			ROMERO, L.C.	20	30	PN	1.0
	Honors 19, seminar 1: Civic Engagement in Los Angeles													
			222-054-202	SEM 2			TBA			SANLO, R.L.	20	30	PN	1.0
	Honors 19, seminar 2: LGBT is Not a Sandwich: Straight Talk on Effects of Silence on Sexual and Gender Minorities in Los Angeles													
			222-054-203	SEM 3			M	11:00-11:50A	BUNCHE 3117	GRESSER, M.J.	20	30	PN	1.0
	Honors 19, seminar 3: How Drugs Are Made													
20	NATURE-MODERN SCI	N	-----	LEC 1			WF	12:00-12:50P	BUNCHE 3156	SCERRI, E.R.	40	05		5.0
			222-109-201	DIS 1A			TBA				20			0.0
			222-109-202	DIS 1B			F	1:00- 1:50P	BUNCHE 3156		20			0.0
25	ARTIFICI INTELLGNCE	N	-----	SEM 1			TR	12:30- 1:50P	PUB AFF 1256	NARDI, D.	0	30		5.0
			222-118-201	LAB 1A			R	2:00- 2:50P	POWELL	NARDI, D.	20			0.0
30	VIETNAM WAR&US CLTR	N	222-132-200	SEM 1			M	9:00-11:50A	BUNCHE 2174	GOODWIN, J.E.	15	01		4.0
37	AUTOBIOGRPHY&MEMOIR	N	222-150-200	SEM 1			R	10:00-12:50P	HUMANTS A45	GROBEL, L.M.	0	30		5.0
46	DRUGS IN SOCIETY	N	222-173-200	SEM 1			T	9:00-11:50A	BUNCHE A152	GRELLA, C.E.	22	11		5.0
48	PLTCS OF REPRODUCTN	N	222-179-200	SEM 1			T	2:00- 4:50P	HUMANTS A45	KLIGMAN, G.	15	30		4.0
56	LANG-WINDOW TO MIND	N	-----	LEC 1			TBA			CURTISS, S.R.	40	20		4.0
			222-199-201	DIS 1A			TBA				20			0.0
			222-199-202	DIS 1B			TBA				20			0.0
58	TIME-SOCIETY&HIST	N	222-205-200	SEM 1			M	2:00- 4:50P	PUB AFF 1264	ROY, W.G.	0	08		5.0
64	ART AND AESTHETICS	N	222-212-200	SEM 1			TR	4:00- 5:15P	FRANZ A279	ZAIDEL, D.	18	16		5.0
70AL	GENE DISCOVERY LAB	N	222-253-201	SEM 1			TR	2:00- 5:50P	LS 2822	GOLDBERG, R.A.	0	30		5.0
							M	6:00- 7:50P	LS 2805					
77	WRITING NUMBERS	N	222-251-200	SEM 1			TBA				20	20		5.0
86	PSYCHOLOGY OF FEAR	N	222-270-200	SEM 1			W	9:00-11:50A	BUNCHE 3117	MAZEY, K.A.	20	30		5.0
101B	UNDRGRD SCI JOURNAL	N	222-305-200	SEM 1			W	4:00- 6:50P	BUNCHE 3117		20	09	PN	2.0
101C	JOURNL-HUMN&SOC SCI	N	222-301-200	SEM 1			R	5:00- 7:50P	BUNCHE 3156	WILSON, R.	20	30	PN	2.0
			222-301-201	SEM 2			T	4:00- 7:50P	BUNCHE 2181	WILSON, R.	20	30	PN	2.0
101D	COUNSL MULITCULTURL	N	222-304-200	SEM 1			TR	5:00- 6:20P	HUMANTS A66	REASE-MILES, L.	20	30	PN	2.0
101F	INTEGRITY IN RESRCH	N	222-308-200	SEM 1			F	9:00-10:50A	BOELTER 4283	HASSON, T.W.	20	30	PN	2.0
103	SCIENTIFC KNOWLEDGE	N	222-319-200	LEC 1			T	3:00- 5:50P	MS 5148	ZUCKER, L.G.	20	15		5.0

118 / HUMAN COMPLEX SYSTEMS

Spring 2009

CATALOG NUMBER	COURSE TITLE	ENF REQ IM	ID NUMBER	CLS TYP	SEC	FEE	DAYS	TIME	BUILDING/ ROOM	INSTRUCTOR	ENRL CAP	XC	CR TP	UNITS
M106	IMAGINARY WOMEN	N	222-306-200	SEM 1			TBA			KING, K.C.	15	30		4.0
			SAME AS : WOM STD M106 RESTRICT: INSTRUCTOR CONSENT											
127	CITZNSHP&LDRSHP&SER	N	222-462-200	SEM 1			W	9:00-11:50A	DE NEVE P349	SELOW, S.L.	20	02		4.0
M128SL	LATINOS&LING&LITRCY	N	222-469-200	SEM 1			W	11:00- 1:50P	ROLFE 2118	PLANN, S.J.	0	30		5.0
			SAME AS : AP&TESL M172SL, CHICANO M170SL, SPAN M172SL											
137	POLITICAL SATIRE	N	222-518-200	SEM 1			R	1:00- 3:50P	BUNCHE A152	FREEDMAN, L.	20	16		5.0
140	PRIV&OPPRESS-PUB ED	N	222-524-200	LEC 1			TR	3:00- 4:50P	BUNCHE 3156	RABOW, J.	40	16		6.0
144	STIGMA-ANTHRO-OTHER	N	222-532-200	SEM 1			W	11:00- 1:50P	BUNCHE	HAINES	20	06		4.0
M152	PAST SOCIETIES&FUTR	N	-----	LEC 1			M	1:00- 2:50P	BUNCHE A163	DIAMOND, J.M.	50	30		5.0
			SAME AS : ANTHRO M158Q, GEOG M153 RESTRICT: INSTRUCTOR CONSENT											
			222-548-201	DIS 1A			W	3:00- 4:50P	BUNCHE A170		20			0.0
			222-548-202	DIS 1B			R	3:00- 4:50P	BUNCHE A162		20			0.0
M157	INTRNTL REL-MIDEAST	N	-----	LEC 1			TR	2:00- 3:15P	HUMANTS A51	SPIEGEL, S.L.	108	15		4.0
			SAME AS : POL SCI M132B											
			222-642-201	DIS 1A			W	3:00- 3:50P	BUNCHE 3153		9			0.0
			222-642-202	DIS 1B			W	4:00- 4:50P	MS 5128		9			0.0
			222-642-203	DIS 1C			W	5:00- 5:50P	BUNCHE 3157		9			0.0
			222-642-204	DIS 1D			R	3:00- 3:50P	BOELTER 5422		9			0.0
			222-642-205	DIS 1E			R	4:30- 5:20P	HAINES A76		8			0.0
			222-642-206	DIS 1F			R	5:30- 6:20P	BUNCHE 2160		9			0.0
			222-642-207	DIS 1G			F	9:00- 9:50A	HUMANTS A48		9			0.0
			222-642-208	DIS 1H			F	12:00-12:50P	LAKRETZ 101		9			0.0
			222-642-209	DIS 1I			F	1:00- 1:50P	BUNCHE 3164		9			0.0
			222-642-210	DIS 1J			F	11:00-11:50A	ROLFE 3135		9			0.0
			222-642-211	DIS 1K			F	1:00- 1:50P	DODD 162		9			0.0
			222-642-212	DIS 1L			F	2:00- 2:50P	BUNCHE 3143		9			0.0
169	IMPOSTURE&NTL IDENT	N	222-714-200	SEM 1			W	2:00- 4:50P	BUNCHE 3157	HILL, R.A.	20	09		5.0
171	RATIONALTY&EMOTIONS	N	222-726-200	SEM 1			TR	11:00-12:15P	BUNCHE 3123	TENHOUTEN, W.D.	0	13		5.0
172	FRENCH THINKRS-SCTY	N	222-732-200	SEM 1			T	10:00-12:50P	HUMANTS A45	STEFANOVSKA, M.	20	13		5.0
175	TERRORISM AND WMD	N	222-750-200	SEM 1			TBA			INTRILIGATOR, M.D.	0	30		5.0
193A	RESEARCH SCHOLR SEM	N	222-855-200	SEM 1			T	4:00- 5:50P	ROYCE 166	REASE-MILES, L.	15	30	PN	2.0
			RESTRICT: INSTRUCTOR CONSENT											
			222-855-202	SEM 2			T	6:00- 7:50P	BUNCHE 1265	REASE-MILES, L.	15	30	PN	2.0
			RESTRICT: INSTRUCTOR CONSENT											

HUMAN COMPLEX SYSTEMS

A per-unit Instructional Enhancement Fee is assessed on most L&S undergraduate nontutorial classes. See the Miscellaneous Fees chart at <http://www.registrar.ucla.edu/fees/> for fee amounts.

110	ARTIFICIAL CULTURE	N	023-360-200	LEC 1			T	1:00- 4:50P	POWELL	NARDI, D.	23	30	G	5.0
M130	COMPLEXITY SCIENCE	N	023-500-200	LEC 1			TBA		WELL	MCKELVEY, W.W.	0	20	G	4.0
M193P	JOURNAL CLUB SEM	N	023-859-201	SEM 1			F	1:30- 2:50P	POWELL 285	STEEN, F.F.	5	30	PN	1.0
			SAME AS : ANTHRO M193P RESTRICT: INSTRUCTOR CONSENT											
			Human Complex Systems M193P: Human Complex Systems Forum											

HUMAN GENETICS

19	FIAT LUX FRSHMN SEM	N	276-057-200	SEM 1			TBA		GONDA	SABATTI, C.	20	30	PN	1.0
			RESTRICT: FIRST-YEAR FRESHMAN											
			Human Genetics 19, seminar 1: Genetic Enhancement and Quest for Perfection											
M102W	DNA-PROMISE & PERIL	Y	-----	LEC 1			TR	9:00-10:20A	HAINES A18	MCCABE, E.R.	0	12	G	5.0
			SAME AS : SOC GEN M102W											
			Y 276-312-201	DIS 1A			T	2:00- 2:50P	ROLFE 1301		0			0.0
			Y 276-312-202	DIS 1B			T	3:00- 3:50P	ROLFE 1301		0			0.0
			Y 276-312-203	DIS 1C			T	4:00- 4:50P	ROLFE 1301		0			0.0
			Y 276-312-204	DIS 1D			R	10:30-11:20A	ROLFE 1301		0			0.0
			Y 276-312-205	DIS 1E			R	11:30-12:20P	GONDA 6303		0			0.0
			Y 276-312-206	DIS 1F			R	12:30- 1:20P	GONDA 4303		0			0.0
C120	ETHICAL ISS-HUM GEN	N	276-420-200	SEM 1			T	11:00-12:50P	GONDA 4303	MCCABE, L.L.	10	30		2.0
CM122	MOUSE MOL GENETICS	Y	276-432-200	LEC 1			TR	2:00- 2:50P	BUNCHE 3153	LUSIS, A.J.	6	30		2.0
			SAME AS : MIMG CM122 RESTRICT: JUNIORS AND SENIORS											
CM124	COMPUTATNL GENETICS	N	-----	LEC 1			MW	2:00- 3:50P	WGYOUNG 2200	ESKIN, E.	5	07	G	4.0
			SAME AS : COM SCI CM124											
			276-444-201	DIS 1A			F	2:00- 3:50P	BOELTER 5273		5			0.0
M211	MATH&STAT PHYLOGEN	N	676-066-200	LEC 1			MW	9:00-10:50A	HLTHSCI AV122	SUCHARD, M.A.	0	30		4.0
			SAME AS : BIOMATH M211, BIOSTAT M239											
C220	ETHICAL ISS-HUM GEN	N	676-120-200	SEM 1			T	11:00-12:50P	GONDA 4303	MCCABE, L.L.	30	30		2.0
CM222	MOUSE MOL GENETICS	Y	676-132-200	LEC 1			TR	2:00- 2:50P	BUNCHE 3153	LUSIS, A.J.	5	30		2.0
			SAME AS : MIMG CM222 RESTRICT: GRADUATE STUDENTS											
CM224	COMPUTATNL GENETICS	N	-----	LEC 1			MW	2:00- 3:50P	WGYOUNG 2200	ESKIN, E.	5	07	G	4.0
			SAME AS : COM SCI CM224											
			676-144-201	DIS 1A			F	2:00- 3:50P	BOELTER 5273		5			0.0
236B	ADV HUMAN GENETICS	Y	676-218-200	LEC 1			MWF	9:00- 9:50A	GONDA 6303	CANTOR, R.M.	30	02		4.0
			RESTRICT: GRADUATE STUDENTS											
282	HUMAN GENETICS SEM	N	676-492-201	SEM 1			F	1:00- 2:20P	GONDA 6303	JAMIESON, C.A.	30	30		2.0

INDO-EUROPEAN STUDIES

A per-unit Instructional Enhancement Fee is assessed on most L&S undergraduate nontutorial classes. See the Miscellaneous Fees chart at <http://www.registrar.ucla.edu/fees/> for fee amounts.

C160	CMPR MYTHLGY&POETCS	N	227-660-200	SEM 1			F	1:00- 3:50P	DODD 248	IVANOV, V.	10	30		4.0
215	INDO-EUROPEAN SYNTAX	Y	627-090-200	LEC 1			TR	12:30- 1:45P	DODD 248	MELCHERT, H.C.	10	30		4.0
			RESTRICT: GRADUATE STUDENTS											
M230B	OLD IRANIAN	N	627-181-200	LEC 1			TR	11:00-12:15P	DODD 248	WATKINS, S.J.	10	30		4.0
			SAME AS : IRANIAN M230B											
C260	CMPR MYTHLGY&POETCS	N	627-360-200	SEM 1			F	1:00- 3:50P	DODD 248	IVANOV, V.	5	30		4.0
			RESTRICT: GRADUATE STUDENTS											

CATALOG NUMBER	COURSE TITLE	ENF REQ IM	ID NUMBER	CLS TYP	SEC	FEE	DAYS	TIME	BUILDING/ ROOM	INSTRUCTOR	ENRL CAP	XC	CR TP	UNITS
INFORMATION STUDIES														
19	FIAT LUX FRSHMN SEM	N	228-057-201	SEM 1			W	1:30- 3:20P	GSEIS	MAACK, M.N.	20	30	PN	1.0
	Information Studies 19, seminar 1:		228-057-202	SEM 2			T	10:00-10:50A	GSEIS 245	FURNER, J.	20	30	PN	1.0
	Information Studies 19, seminar 2:		228-057-202	SEM 2			T	10:00-10:50A	GSEIS 245	FURNER, J.	20	30	PN	1.0
201	ETHICS&DIVRSTY&CHNG	N	-----	LEC 1			T	9:00-10:50A	GSEIS 111	CHU, C.	48	30	SU	4.0
			628-007-201	DIS 1A			T	11:00-12:20P	GSEIS 111	CHU, C.	24			0.0
			628-007-202	DIS 1B			T	11:00-12:20P	GSEIS 121	CHU, C.	24			0.0
			628-007-210	LEC 2			T	1:30- 3:20P	GSEIS 111	CHU, C.	48	30	SU	4.0
			628-007-211	DIS 2A			T	3:30- 4:50P	GSEIS 111	CHU, C.	24			0.0
			628-007-212	DIS 2B			T	3:30- 4:50P	GSEIS 121	CHU, C.	24			0.0
204	ELECTRONIC PUBLSHNG	N	628-025-200	DIS 1			M	1:30- 4:50P	GSEIS 121	BORGMAN, C.L.	40	30	G	4.0
281	HST MTHDLGY-INF STD	N	628-487-200	LEC 1			S	10:00- 1:50P	GSEIS 111	MAACK, M.N.	45	30	G	4.0
289	ISSUES-INFO STUDIES	N	628-535-201	SEM 1			W	9:00-12:20P	GSEIS 121	FURNER, J.	25	30	G	2.0- 4.0
	Information Studies 289, seminar 1: Visual Resources		628-535-202	SEM 2			T	5:30- 8:50P	GSEIS 111	MCCARGAR, VA.	15	30	G	2.0- 4.0
	Information Studies 289, seminar 2: Digital Preservation		628-535-203	SEM 3			W	9:00-12:20P	GSEIS 118	STERNFELD, J.	15	30	G	2.0- 4.0
	Information Studies 289, seminar 3: Design of Historical Website		628-535-204	SEM 4			T	2:00- 4:50P	GSEIS	PEARLSTEIN, E.J.	15	30	G	2.0- 4.0
	Information Studies 289, seminar 4: Collections Management for Museums, Libraries, and Archives		628-535-204	SEM 4			T	2:00- 4:50P	GSEIS	PEARLSTEIN, E.J.	15	30	G	2.0- 4.0
290	SEM-INFO STUDIES	N	628-541-200	SEM 1			R	1:30- 2:50P	GSEIS 228	THE STAFF	20	30	SU	1.0- 2.0
			628-548-200	SEM 1			W	9:00-12:20P	GSEIS 245	LEAZER, G.H.	12	30	G	4.0
291B	RESRCH METHDS&DESGN	N	628-548-200	SEM 1			W	9:00-12:20P	GSEIS 245	LEAZER, G.H.	12	30	G	4.0
410	THRY&PRAC-INFO PROS	N	-----	LEC 1			W	1:30- 3:20P	GSEIS 111	LYNCH, B.P.	48	30	G	4.0
			628-621-201	DIS 1A			W	3:30- 4:50P	GSEIS 111	LYNCH, B.P.	24			0.0
			628-621-202	DIS 1B			W	3:30- 4:50P	GSEIS 121	LYNCH, B.P.	24			0.0
			-----	LEC 2			R	9:00-10:50A	GSEIS 111	LYNCH, B.P.	48	30	G	4.0
			628-621-211	DIS 2A			R	11:00-12:20P	GSEIS 111	LYNCH, B.P.	24			0.0
			628-621-212	DIS 2B			R	11:00-12:20P	GSEIS 121	LYNCH, B.P.	24			0.0
425	LIB SERV&PROG-CHLDR	N	628-651-200	LEC 1			R	5:30- 8:50P	GSEIS 111	MITNICK, E.M.	35	30	G	4.0
432	PRESERV HERIT MATRL	N	628-664-200	LEC 1			R	5:30- 8:50P	FWELER A222	PEARLSTEIN, E.J.	35	30	G	4.0
438B	ARCHIVAL DESC&ACCSS	N	628-678-200	SEM 1			M	1:00- 4:50P	GSEIS 111	GILLILAND-SWETLAND	35	30	G	4.0
448	INFO LITERACY INST	N	628-696-200	LEC 1			W	1:30- 4:50P	POWELL	GRASSIAN, E.S.	35	30	G	4.0
462	SUBJECT CATALOGING	N	628-724-200	LEC 1			W	5:30- 8:50P	GSEIS 111	MENDES, L.H.	35	30	G	4.0
464	METADATA	N	628-728-200	LEC 1			M	5:30- 8:50P	GSEIS 111	BACA, M.M.	35	30	G	4.0
498	INTERNSHIP	N	628-796-200	DIS 1			W	9:00-12:20P	GSEIS 111	BOTELLO, K.S.	48	30	SU	4.0
			628-796-200	DIS 1			W	9:00-12:20P	GSEIS 111	BOTELLO, K.S.	48	30	SU	4.0

INTERNATIONAL DEVELOPMENT STUDIES

A per-unit Instructional Enhancement Fee is assessed on most L&S undergraduate nontutorial classes. See the Miscellaneous Fees chart at <http://www.registrar.ucla.edu/fees/> for fee amounts.

M100B	PLTCL ECON-DEVLPMNT	Y	-----	LEC 1			MW	3:30- 4:45P	HAINES 39	ROSS, M.L.	120	08	G	4.0
			229-301-201	DIS 1A			W	5:00- 5:50P	HAINES A6		8			0.0
			229-301-202	DIS 1B			W	5:00- 5:50P	HAINES A28		8			0.0
			229-301-203	DIS 1C			W	6:00- 6:50P	HAINES A28		8			0.0
			229-301-204	DIS 1D			W	6:00- 6:50P	HAINES A20		8			0.0
			229-301-205	DIS 1E			R	9:00- 9:50A	HAINES A28		8			0.0
			229-301-206	DIS 1F			R	9:00- 9:50A	LAKRETZ 100		8			0.0
			229-301-207	DIS 1G			R	10:00-10:50A	LAKRETZ 100		8			0.0
			229-301-208	DIS 1H			R	2:00- 2:50P	BUNCHE 2168		8			0.0
			229-301-209	DIS 1I			R	2:00- 2:50P	BUNCHE 3123		8			0.0
			229-301-210	DIS 1J			R	3:00- 3:50P	BUNCHE 3123		8			0.0
			229-301-211	DIS 1K			R	4:00- 4:50P	MOORE 1003		8			0.0
			229-301-212	DIS 1L			R	4:00- 4:50P	BUNCHE 2173		8			0.0
			229-301-213	DIS 1M			R	5:00- 5:50P	MOORE 1003		8			0.0
			229-301-214	DIS 1N			R	5:00- 5:50P	BUNCHE 2173		8			0.0
			229-301-215	DIS 1O			F	9:00- 9:50A	HUMANTS A66		8			0.0
191	GENDER ISSUES	N	229-846-201	SEM 1			TR	9:30-10:45A	BUNCHE 3117	GUNWARDENA, A.N.	20	30	G	4.0
			229-846-201	SEM 1			R	9:00-11:50A	BUNCHE 2174					
			229-846-201	SEM 1			T	12:00- 2:50P	BUNCHE 2168					
			229-846-201	SEM 1			T	12:00- 2:50P	BUNCHE 2168					
	International Development 191, seminar 1: Integrating Gender Concerns in Development in Era of Neoliberal Globalization		229-846-202	SEM 2			MF	3:00- 4:50P	HUMANTS A56	HEUVELINE, P.C.	20	30	G	4.0
	International Development 191, seminar 2:		229-846-202	SEM 2			MF	3:00- 4:50P	HUMANTS A56	HEUVELINE, P.C.	20	30	G	4.0

ITALIAN

A per-unit Instructional Enhancement Fee is assessed on most L&S undergraduate nontutorial classes. See the Miscellaneous Fees chart at <http://www.registrar.ucla.edu/fees/> for fee amounts. Students who have taken Italian elsewhere (without receiving UCLA credit) and wish to take Italian 1 thru 6 must take a placement examination at a date and time to be determined (photo I.D. required). To reserve a space for the examination, call Professor Tognozzi at (310) 794-8910.

1	ELEMENTARY ITALIAN	N	237-003-201	LEC 1			MTWRF	9:00- 9:50A	BUNCHE 2168	TOGNOZZI, E.A.	23	27		4.0
			237-003-202	LEC 2			MTWRF	10:00-10:50A	HAINES A76	TOGNOZZI, E.A.	23	27		4.0
			237-003-203	LEC 3			MTWRF	11:00-11:50A	BUNCHE 3178	TOGNOZZI, E.A.	23	27		4.0
2	ELEMENTARY ITALIAN	Y	237-009-201	LEC 1			MTWRF	9:00- 9:50A	ROYCE 160	TOGNOZZI, E.A.	23	27		4.0
			237-009-202	LEC 2			MTWRF	10:00-10:50A	ROYCE 160	TOGNOZZI, E.A.	23	27		4.0
			237-009-203	LEC 3			MTWRF	11:00-11:50A	HAINES A76	TOGNOZZI, E.A.	23	27		4.0
			237-009-204	LEC 4			MTWRF	12:00-12:50P	PUB AFF 2319	TOGNOZZI, E.A.	23	27		4.0
3	ELEMENTARY ITALIAN	Y	237-015-201	LEC 1			MTWRF	9:00- 9:50A	BUNCHE 3178	TOGNOZZI, E.A.	23	27		4.0
			237-015-202	LEC 2			MTWRF	10:00-10:50A	BUNCHE 3178	TOGNOZZI, E.A.	23	27		4.0
			237-015-203	LEC 3			MTWRF	11:00-11:50A	DODD 154	TOGNOZZI, E.A.	23	27		4.0
			237-015-204	LEC 4			MTWRF	12:00-12:50P	BUNCHE 3178	TOGNOZZI, E.A.	23	27		4.0
4	INTERMED ITALIAN	Y	237-021-201	LEC 1			MWF	11:00-11:50A	BUNCHE 2160	TOGNOZZI, E.A.	20	27		4.0
			237-021-201	LEC 1			TR	11:00-11:50A	BUNCHE 2178					
5	INTERMED ITALIAN	Y	237-024-201	LEC 1			MWF	12:00-12:50P	BUNCHE 3123	TOGNOZZI, E.A.	20	27		4.0
			237-024-201	LEC 1			TR	12:00-12:50P	BUNCHE 3143					

CATALOG NUMBER	COURSE TITLE	ENF REQ IM	ID NUMBER	CLS TYP	SEC	FEE	DAYS	TIME	BUILDING/ ROOM	INSTRUCTOR	ENRL CAP	XC	CR TP	UNITS
6	INTERMED ITALIAN	Y	237-027-201	LEC	1		MWF	10:00-10:50A	HAINES 122	TRUONG, H.T.	20	27		4.0
			237-027-202	LEC	2		MWF	11:00-11:50A	ROYCE 148	TRUONG, H.T.	20	27		4.0
42A	ITALY THRU THE AGES	N	-----	LEC	1		TR	2:00- 3:15P	ROYCE 190	BALLERINI, L.	120	15		5.0
			237-092-201	DIS	1A		F	10:00-10:50A	ROYCE 150		20			0.0
			237-092-202	DIS	1B		F	10:00-10:50A	ROLFE 3126		20			0.0
			237-092-203	DIS	1C		F	11:00-11:50A	HAINES A44		20			0.0
			237-092-204	DIS	1D		F	11:00-11:50A	ROYCE 150		20			0.0
			237-092-205	DIS	1E		F	12:00-12:50P	ROYCE 150		20			0.0
			237-092-206	DIS	1F		F	12:00-12:50P	BUNCHE 3164		20			0.0
100	COMPOSITION & STYLE	Y	237-300-200	LEC	1		MWF	11:00-11:50A	BUNCHE 2173	TOGNOZZI, E.A.	15	04		4.0
103A	INTRO-LIT&ANALYSIS	Y	237-328-200	LEC	1		TR	9:30-10:45A	MS 5225	TUTTLE, E.F.	25	12		4.0
122	THE ITALIAN THEATER	Y	237-432-200	LEC	1		TR	2:00- 3:15P	HAINES A74	RE, L.	25	15		4.0
M158	WOMEN IN ITAL CULTR	N	237-619-200	LEC	1		TR	3:30- 4:45P	HAINES A74	RE, L.	10	16		4.0
			SAME AS : WOM STD M158											
191	TOPICS-ITALIAN STDS	N	237-846-200	SEM	1		TR	11:00-12:15P	DODD 162	BALLERINI, L.	25	13		4.0
			237-846-201	SEM	2		TR	12:30- 1:45P	ROLFE 3112	THE STAFF	15	14		4.0
220	TURN OF CENTURY LIT	N	637-234-200	LEC	1		W	2:00- 4:50P	ROLFE 3115	RE, L.	15	30		4.0
			RESTRICT: GRADUATE STUDENTS											
221A	STDS-20TH-CENT LIT	N	637-239-200	LEC	1		R	2:00- 4:50P	ROLFE 3118	BODEI, R.	15	16		4.0
			RESTRICT: GRADUATE STUDENTS											
M270	LITERARY THEORY	N	637-420-200	SEM	1		W	2:00- 4:50P	BUNCHE 2173		0	30		5.0
			SAME AS : ASIAN M251, COM LIT M294, ENGL M270, FRNCH M270, GERMAN M270, SCAND M270, SPAN M294											
			RESTRICT: GRADUATE STUDENTS											
298	VRBL TPCS-ITAL STDS	N	637-580-200	LEC	1		M	2:00- 4:50P	HAINES A78	THE STAFF	15	08		4.0
			RESTRICT: GRADUATE STUDENTS											
			637-580-201	LEC	2		T	2:00- 4:50P	ROLFE 3114	THE STAFF	15	15		4.0
			RESTRICT: GRADUATE STUDENTS											
375	TCHNG APRNTC PRCTCM	N	637-620-201	SEM	1		UNSCHE			TOGNOZZI, E.A.	25	30	SU	1.0- 4.0
			RESTRICT: ITALIAN,FRENCH,COMP LIT,ROMANCE GRAD											
495C	TCHG ITAL-CLGE LEVL	N	637-767-200	SEM	1		M	1:00- 2:50P	POWELL 320	TOGNOZZI, E.A.	15	30	SU	2.0- 4.0
			RESTRICT: ITALIAN,FRENCH,COMP LIT,ROMANCE GRAD											

LABOR AND WORKPLACE STUDIES

A per-unit Instructional Enhancement Fee is assessed on most L&S undergraduate nontutorial classes. See the Miscellaneous Fees chart at <http://www.registrar.ucla.edu/fees/> for fee amounts.

M1CW	WRK&LABR&JUSTICE-US	Y	242-003-201	SEM	1		M	12:00- 2:50P	COVEL 218	RIVERA-SALGADO, G.	0	30	G	5.0
			SAME AS : GE CLST M24CW											
			Labor and Workplace Studies M1CW, seminar 1:											
			242-003-202	SEM	2		T	12:00- 2:50P	COVEL L6B	LIMONCELLI, S.A.	0	30	G	5.0
			Labor and Workplace Studies M1CW, seminar 2:											
			242-003-203	SEM	3		T	3:00- 5:50P	PUB AFF 2278	MOYLE, G.	0	30	G	5.0
			Labor and Workplace Studies M1CW, seminar 3:											
			242-003-204	SEM	4		R	10:00-12:50P	PUB AFF 2278	MOYLE, G.	0	30	G	5.0
			Labor and Workplace Studies M1CW, seminar 4:											
			242-003-205	SEM	5		R	3:00- 5:50P	PUB AFF 2317	MOYLE, G.	0	30	G	5.0
			Labor and Workplace Studies M1CW, seminar 5:											
			242-003-206	SEM	6		W	9:00-11:50A	COVEL L6B	MOYLE, G.	0	30	G	5.0
			Labor and Workplace Studies M1CW, seminar 6:											
			242-003-207	SEM	7		M	3:00- 5:50P	PUB AFF 2317	MOYLE, G.	0	30	G	5.0
			Labor and Workplace Studies M1CW, seminar 7:											
			242-003-208	SEM	8		F	12:00- 2:50P	PUB AFF 1343	BRANFMAN, J.	0	30	G	5.0
			Labor and Workplace Studies M1CW, seminar 8:											
			242-003-209	SEM	9		W	9:00-11:50A	PUB AFF 2278	MOYLE, G.	0	30	G	5.0
M165	RACE AND LABOR	N	-----	LEC	1		TR	9:30-10:45A	BROAD 2100A	BONACICH, E.	15	12		4.0
			SAME AS : AFRO-AM M165, SOCIO M165											
			242-690-201	DIS	1A		T	12:00-12:50P	BUNCHE 2178		5			0.0
			242-690-202	DIS	1B		T	1:00- 1:50P	BUNCHE 2160		5			0.0
			242-690-203	DIS	1C		R	8:00- 8:50A	BUNCHE 2160		5			0.0
M170	IMPROVING WRKR HLTH	N	-----	LEC	1		TBA		PUB HLT		0	30		4.0
			SAME AS : COM HLT CM170											
			242-720-201	FLD	1A		TBA		PUB HLT		0			0.0
M173	NONVIOL&SOC MOVMENTS	N	-----	LEC	1		W	3:00- 5:50P	HAINES 118	LAWSON, J.M.	33	09		4.0
			SAME AS : AFRO-AM M173, CHICANO M173											
			242-738-201	DIS	1A		M	10:00-10:50A	MS 5128		6			0.0
			242-738-202	DIS	1B		TBA				6			0.0
			242-738-203	DIS	1C		TBA				6			0.0
			242-738-204	DIS	1D		TBA				7			0.0
M180	SOCAL REGIONAL ECON	N	242-780-200	LEC	1		T	2:00- 4:50P	PUB AFF 2343	WOLFF, G.	10	30	G	4.0
			SAME AS : URBN PL CM137											
188	WRK&MIGRTN-AMERICAS	N	242-828-200	SEM	1		TR	11:00-12:20P	ROLFE 3120	STUESSE, A.C.	13	30		4.0
			RESTRICT: LABOR AND WORKPLACE STUDIES MINORS											
			Labor and Workplace Studies, seminar 1: Work and Migration in Americas											

LATIN AMERICAN STUDIES

A per-unit Instructional Enhancement Fee is assessed on most L&S undergraduate nontutorial classes. See the Miscellaneous Fees chart at <http://www.registrar.ucla.edu/fees/> for fee amounts.

M264	LATIN AM TRAD MED	N	640-384-200	LEC	1		W	10:00-12:50P	PUB HLT 41235	TAUB, B.	5	02	G	4.0
			SAME AS : ANTHRO M264, COM HLT M264											
			RESTRICT: GRADUATE STUDENTS											

LESBIAN, GAY, BISEXUAL, AND TRANSGENDER STUDIES

A per-unit Instructional Enhancement Fee is assessed on most L&S undergraduate nontutorial classes. See the Miscellaneous Fees chart at <http://www.registrar.ucla.edu/fees/> for fee amounts.

M133	CHICANA LESBIAN LIT	N	246-498-200	LEC	1		TR	2:00- 3:15P	BUNCHE 3178	GASPAR DE ALBA, A.	32	15	G	4.0
			SAME AS : CHICANO M133, WOM STD M133											
			Lesbian, Gay, Bisexual, and Transgender Studies 187, lecture 1, is limited to students who have taken one prior LGBTs course. To enroll or join the wait list, e-mail WPinfo@humnet.ucla.edu ; include your student I.D. number and the course I.D. number. Eligible students receive status notification within two days following request receipt.											
187	TOPICS-LGBT STUDIES	N	246-846-201	LEC	1		M	2:00- 4:50P	PUB AFF 1329		25	30		4.0
			LGBTs 187, lecture 1:											
			246-846-202	LEC	2		R	12:30- 3:20P	ROYCE 150		30	30		4.0
			LGBTs 187, lecture 2:											
			246-846-203	LEC	3		MW	12:30- 1:45P	PUB AFF 2333	SEE, S.R.	0	30		4.0
			LGBTs 187, lecture 3:											

CATALOG NUMBER	COURSE TITLE	ENR REQ IM	ID NUMBER	CLS TYP	SEC	FEE	DAYS	TIME	BUILDING/ ROOM	INSTRUCTOR	ENR CAP	XC	CR TP	UNITS
LIFE SCIENCES														
A per-unit Instructional Enhancement Fee is assessed on most L&S undergraduate nontutorial classes. See the Miscellaneous Fees chart at http://www.registrar.ucla.edu/fees/ for fee amounts.														
For Life Sciences 1, lecture 1, there will be two MANDATORY midterm examinations from 5 to 6:50 p.m. on the following Tuesdays: April 21 and May 12, 2009; for lecture 2, there will be two MANDATORY midterm examinations from 5 to 6:50 p.m. on the following Thursdays: April 16 and May 14, 2009. No alternate midterm examination arrangements can be made except as authorized under Section 92640(a) of the California Education Code for religious creed or as prearranged with the Office for Students with Disabilities.														
1	EVOLUTN&ECOL&BIODIV	N	-----	LEC	1		MWF	9:00- 9:50A	LAKRETZ 110	ESDIN, J.	288	02		5.0
							MWF	10:00-11:50A	LAKRETZ 110					
	252-003-201			DEM	1A		M	3:00- 4:50P	WGYOUNG 2343		24			0.0
	252-003-202			DEM	1B		M	3:00- 4:50P	SLICHTR 2870		24			0.0
	252-003-203			DEM	1C		T	9:00-10:50A	WGYOUNG 2343		24			0.0
	252-003-204			DEM	1D		T	9:00-10:50A	SLICHTR 2870		24			0.0
	252-003-205			DEM	1E		T	11:00-12:50P	WGYOUNG 2343		24			0.0
	252-003-206			DEM	1F		T	11:00-12:50P	SLICHTR 2870		24			0.0
	252-003-207			DEM	1G		W	10:00-11:50A	WGYOUNG 2343		24			0.0
	252-003-208			DEM	1H		W	10:00-11:50A	SLICHTR 2870		24			0.0
	252-003-209			DEM	1I		R	12:00- 1:50P	WGYOUNG 2343		24			0.0
	252-003-210			DEM	1J		R	12:00- 1:50P	SLICHTR 2870		24			0.0
	252-003-211			DEM	1K		F	10:00-11:50A	WGYOUNG 2343		24			0.0
	252-003-212			DEM	1L		F	10:00-11:50A	SLICHTR 2870		24			0.0
				LEC	2		TR	12:30- 1:45P	LAKRETZ 110	ZIMMER, C.A.	288	14		5.0
	252-003-221			DEM	2A		T	2:00- 3:50P	WGYOUNG 2343		24			0.0
	252-003-222			DEM	2B		T	2:00- 3:50P	SLICHTR 2870		24			0.0
	252-003-223			DEM	2C		W	8:00- 9:50A	WGYOUNG 2343		24			0.0
	252-003-224			DEM	2D		W	12:00- 1:50P	WGYOUNG 2343		24			0.0
	252-003-225			DEM	2E		W	12:00- 1:50P	SLICHTR 2870		24			0.0
	252-003-226			DEM	2F		W	2:00- 3:50P	WGYOUNG 2343		24			0.0
	252-003-227			DEM	2G		W	2:00- 3:50P	SLICHTR 2870		24			0.0
	252-003-228			DEM	2H		R	8:00- 9:50A	WGYOUNG 2343		24			0.0
	252-003-229			DEM	2I		R	10:00-11:50A	WGYOUNG 2343		24			0.0
	252-003-230			DEM	2J		R	10:00-11:50A	SLICHTR 2870		24			0.0
	252-003-231			DEM	2K		R	2:00- 3:50P	WGYOUNG 2343		24			0.0
	252-003-232			DEM	2L		R	2:00- 3:50P	SLICHTR 2870		24			0.0

For Life Sciences 2, lectures 1 and 2, check the announcements on the course website (Blackboard) before the first day of class for the weekly section room assignments for the quarter. For Life Sciences 2, lecture 1, there will be two MANDATORY midterm examinations from 5 to 6:50 p.m. on the following Tuesdays: April 21 and May 19, 2009; for lecture 2, there will be two MANDATORY midterm examinations from 5 to 6:30 p.m. on the following Wednesdays: April 22 and May 20, 2009. No alternate midterm examination arrangements can be made except as authorized under Section 92640(a) of the California Education Code for religious creed or as prearranged with the Office for Students with Disabilities.

2	CELLS&TISSUES&ORGNIS	Y	Y	-----	LEC	1	\$ 10	TR	9:30-10:45A	LAKRETZ 110	GUNDERSEN, C.B.	252	12	G	5.0
	Y 252-006-201			DIS	1A			T	11:00- 1:50P	WGYOUNG 2336		18			0.0
	Y 252-006-202			DIS	1B			T	11:00- 1:50P	WGYOUNG 2370		18			0.0
	Y 252-006-203			DIS	1C			W	8:00-10:50A	WGYOUNG 2336		18			0.0
	Y 252-006-204			DIS	1D			W	8:00-10:50A	WGYOUNG 2370		18			0.0
	Y 252-006-205			DIS	1E			W	11:00- 1:50P	WGYOUNG 2336		18			0.0
	Y 252-006-206			DIS	1F			W	11:00- 1:50P	WGYOUNG 2370		18			0.0
	Y 252-006-207			DIS	1G			W	2:00- 4:50P	WGYOUNG 2336		18			0.0
	Y 252-006-208			DIS	1H			W	2:00- 4:50P	WGYOUNG 2370		18			0.0
	Y 252-006-209			DIS	1I			R	11:00- 1:50P	WGYOUNG 2336		18			0.0
	Y 252-006-210			DIS	1J			R	11:00- 1:50P	WGYOUNG 2370		18			0.0
	Y 252-006-211			DIS	1K			R	2:00- 4:50P	WGYOUNG 2336		18			0.0
	Y 252-006-212			DIS	1L			F	9:00-11:50A	WGYOUNG 2370		18			0.0
	Y			LEC	2		\$ 10	TR	11:00-12:15P	LAKRETZ 110	PHELAN, J.P.	252	13	G	5.0
	Y 252-006-221			DIS	2A			T	1:00- 3:50P	WGYOUNG 2379		18			0.0
	Y 252-006-222			DIS	2B			T	2:00- 4:50P	WGYOUNG 2336		18			0.0
	Y 252-006-223			DIS	2C			T	2:00- 4:50P	WGYOUNG 2370		18			0.0
	Y 252-006-224			DIS	2D			T	4:00- 6:50P	WGYOUNG 2379		18			0.0
	Y 252-006-225			DIS	2E			T	5:00- 7:50P	WGYOUNG 2336		18			0.0
	Y 252-006-226			DIS	2F			W	9:00-11:50A	WGYOUNG 2379		18			0.0
	Y 252-006-227			DIS	2G			W	12:00- 2:50P	WGYOUNG 2379		18			0.0
	Y 252-006-228			DIS	2H			R	8:00-10:50A	WGYOUNG 2370		18			0.0
	Y 252-006-229			DIS	2I			R	1:00- 3:50P	WGYOUNG 2379		18			0.0
	Y 252-006-230			DIS	2J			R	2:00- 4:50P	WGYOUNG 2370		18			0.0
	Y 252-006-231			DIS	2K			R	4:00- 6:50P	WGYOUNG 2379		18			0.0
	Y 252-006-232			DIS	2L			F	9:00-11:50A	WGYOUNG 2336		18			0.0
	Y 252-006-233			DIS	2M			T	5:00- 7:50P	WGYOUNG 2370		18			0.0
	Y 252-006-234			DIS	2N			R	8:00-10:50A	WGYOUNG 2336		18			0.0

For Life Sciences 3, lectures 1 and 2, check the announcements on the course website (Blackboard) before the first day of class for the weekly section room assignments for the quarter. For Life Sciences 3, lecture 1, there will be two MANDATORY midterm examinations from 5 to 6:50 p.m. on the following Thursdays: April 30 and May 28, 2009; for lecture 2, there will be one MANDATORY midterm examination from 5 to 7:50 p.m. on Wednesday, May 6, 2009. No alternate midterm examination arrangements can be made except as authorized under Section 92640(a) of the California Education Code for religious creed or as prearranged with the Office for Students with Disabilities.

3	INTRO-MOLECULAR BIO	Y	Y	-----	LEC	1	\$ 10	MW	2:00- 3:15P	LAKRETZ 110	CAMPBELL, D.A.	252	07	G	5.0
	Y 252-009-201			DIS	1A			T	10:00-12:50P	SLICHTR 2834		18			0.0
	Y 252-009-202			DIS	1B			T	11:00- 1:50P	MS 3915G		18			0.0
	Y 252-009-203			DIS	1C			T	11:00- 1:50P	MS 3915H		18			0.0
	Y 252-009-204			DIS	1D			T	1:00- 3:50P	SLICHTR 2834		18			0.0
	Y 252-009-205			DIS	1E			T	2:00- 4:50P	MS 3915G		18			0.0
	Y 252-009-206			DIS	1F			T	2:00- 4:50P	MS 3915H		18			0.0
	Y 252-009-207			DIS	1G			W	9:00-11:50A	SLICHTR 2834		18			0.0
	Y 252-009-208			DIS	1H			W	4:00- 6:50P	MS 3915G		18			0.0
	Y 252-009-209			DIS	1I			W	4:00- 6:50P	MS 3915H		18			0.0
	Y 252-009-210			DIS	1J			R	9:00-11:50A	SLICHTR 2834		18			0.0
	Y 252-009-211			DIS	1K			R	12:00- 2:50P	SLICHTR 2834		18			0.0
	Y 252-009-212			DIS	1L			F	9:00-11:50A	MS 3915H		18			0.0
	Y 252-009-213			DIS	1M			T	8:00-10:50A	MS 3915G		18			0.0
	Y 252-009-214			DIS	1N			T	8:00-10:50A	MS 3915H		18			0.0
	Y			LEC	2		\$ 10	TR	2:00- 3:15P	LAKRETZ 110	CHENG, G.	216	15	G	5.0
	Y 252-009-221			DIS	2A			T	4:00- 6:50P	SLICHTR 2834		18			0.0
	Y 252-009-222			DIS	2B			T	5:00- 7:50P	MS 3915G		18			0.0
	Y 252-009-223			DIS	2C			W	8:00-10:50A	MS 3915H		18			0.0
	Y 252-009-224			DIS	2D			W	11:00- 1:50P	MS 3915G		18			0.0
	Y 252-009-225			DIS	2E			W	11:00- 1:50P	MS 3915H		18			0.0
	Y 252-009-226			DIS	2F			W	12:00- 2:50P	SLICHTR 2834		18			0.0
	Y 252-009-227			DIS	2G			R	8:00-10:50A	MS 3915G		18			0.0
	Y 252-009-228			DIS	2H			R	8:00-10:50A	MS 3915H		18			0.0

CATALOG NUMBER	COURSE TITLE	ENF REQ IM	ID NUMBER	CLS TYP	SEC	FEE	DAYS	TIME	BUILDING/ ROOM	INSTRUCTOR	ENRL CAP	XC	CR TP	UNITS
		Y	252-009-229	DIS	2I		R	11:00- 1:50P	MS 3915G		18			0.0
		Y	252-009-230	DIS	2J		R	11:00- 1:50P	MS 3915H		18			0.0
		Y	252-009-231	DIS	2K		R	4:00- 6:50P	MS 3915G		18			0.0
		Y	252-009-232	DIS	2L		F	9:00-11:50A	MS 3915G		18			0.0
For Life Sciences 4, lectures 1 and 2, there will be two MANDATORY midterm examinations from 5 to 6:50 p.m. on the following Mondays: April 20 and May 18, 2009. No alternate midterm examination arrangements can be made except as authorized under Section 92640(a) of the California Education Code for religious creed or as prearranged with the Office for Students with Disabilities.														
4	GENETICS	Y	-----	LEC	1		TR	11:00-12:15P	DODD 147	PHAM, H.D.	252	13	G	5.0
			252-012-201	DIS	1A		M	11:00-12:50P	WGYOUING 1054		28			0.0
			252-012-202	DIS	1B		M	3:00- 4:50P	WGYOUING 1054		28			0.0
			252-012-203	DIS	1C		T	9:00-10:50A	WGYOUING 1054		28			0.0
			252-012-204	DIS	1D		T	1:00- 2:50P	WGYOUING 1054		28			0.0
			252-012-205	DIS	1E		T	5:00- 6:50P	WGYOUING 1054		28			0.0
			252-012-206	DIS	1F		W	8:00- 9:50A	WGYOUING 1054		28			0.0
			252-012-207	DIS	1G		W	10:00-11:50A	WGYOUING 1054		28			0.0
			252-012-208	DIS	1H		R	8:00- 9:50A	WGYOUING 1054		28			0.0
			252-012-209	DIS	1I		W	2:00- 3:50P	WGYOUING 1054		28			0.0
			-----	LEC	2		TR	12:30- 1:45P	DODD 147	PHAM, H.D.	252	14	G	5.0
			252-012-221	DIS	2A		M	9:00-10:50A	WGYOUING 1054		28			0.0
			252-012-222	DIS	2B		M	1:00- 2:50P	WGYOUING 1054		28			0.0
			252-012-223	DIS	2C		T	3:00- 4:50P	WGYOUING 1054		28			0.0
			252-012-224	DIS	2D		W	12:00- 1:50P	WGYOUING 1054		28			0.0
			252-012-225	DIS	2E		R	10:00-11:50A	WGYOUING 1054		28			0.0
			252-012-226	DIS	2F		R	2:00- 3:50P	WGYOUING 1054		28			0.0
			252-012-227	DIS	2G		F	9:00-10:50A	WGYOUING 1054		28			0.0
			252-012-228	DIS	2H		F	11:00-12:50P	WGYOUING 1054		28			0.0
			252-012-229	DIS	2I		W	6:00- 8:50P	WGYOUING 1054		28			0.0

For Life Sciences 10H, students must first fill out the online application at <http://www.score.ucla.edu/research/application.html>. The instructor will notify students when they have been approved for enrollment.

10H	RESEARCH-GENETICS	N Y	-----	LEC	1		M F	2:00- 3:20P	GEOLOGY 4645 LS 2365	OLSON, J.M.	30	30	G	6.0
RESTRICT: INSTRUCTOR CONSENT														
		Y	252-100-201	LAB	1A		TR	9:00-11:50A	LS 2365	DIEP, F.	15			0.0
		Y	252-100-202	LAB	1B		TR	1:00- 3:50P	LS 2365	DIEP, F.	15			0.0
15	LIFE-CONCPTS&ISSUES	N	-----	LEC	1		TR	2:00- 3:15P	WGYOUING CS76	CASSANO, V.P.	216	15		5.0
			252-045-201	DIS	1A		MTWRF	9:00- 4:50P	MS 3915A		24			0.0
			252-045-202	DIS	1B		MTWRF	9:00- 4:50P	MS 3915D		24			0.0
			252-045-203	DIS	1C		W	12:00- 1:50P	BOELTER 9436		24			0.0
			252-045-205	DIS	1E		TBA				24			0.0
			252-045-206	DIS	1F		TBA				24			0.0
			252-045-207	DIS	1G		TBA				24			0.0
			252-045-208	DIS	1H		TBA				24			0.0
			252-045-209	DIS	1I		R	4:00- 5:50P	LAKRETZ 120		24			0.0
71SL	ELEM SCHOOL SCIENCE	N	252-214-200	SEM	1		T	4:00- 5:20P	UES	SUTTON, S.D.	20	30	PN	2.0
RESTRICT: INSTRUCTOR CONSENT														
			252-214-201	SEM	2		W	4:30- 5:50P	LAKRETZ 101	RUSSELL, A.A.	20	30	PN	2.0
72SL	MIDL SCHOOL SCIENCE	Y	252-217-200	SEM	1		T	4:00- 4:50P	LAKRETZ 101	RUSSELL, A.A.	20	30	PN	2.0
RESTRICT: INSTRUCTOR CONSENT														
			252-217-201	SEM	2		T	5:30- 6:50P	LAKRETZ 101	RUSSELL, A.A.	20	30	PN	2.0
RESTRICT: INSTRUCTOR CONSENT														
98X	PEERS LS WORKSHOPS	N	252-296-200	LAB	1		R	2:30- 4:20P	WGYOUING 1044	PFLUEGL, G.	30	30	PN	1.0
130	SCI CLASSRM OBSRVTN	N	252-480-200	SEM	1		W	4:00- 5:20P	WGYOUING 1044	LAYTON, W.J.	20	30	PN	1.0
187A	RESEARCH-LIFE SCI	Y	252-822-200	LEC	1		MWF	3:00- 3:50P	LAKRETZ 100	PFLUEGL, G.	20	30	G	4.0
RESTRICT: INSTRUCTOR CONSENT														
192A	UNDERGRAD PRACTICUM	Y	252-852-200	SEM	1		M	10:00-11:50A	SLICHTER 2834		20	30	G	4.0
RESTRICT: INSTRUCTOR CONSENT														
			252-852-201	SEM	2		F	8:00- 9:50A	LAKRETZ 101		20	30	G	4.0
RESTRICT: INSTRUCTOR CONSENT														
192B	UNDERGRAD PRACTICUM	Y	252-853-200	SEM	1		F	4:00- 5:50P	LAKRETZ 100		20	30	G	4.0
RESTRICT: INSTRUCTOR CONSENT														

LINGUISTICS

African Languages

A per-unit Instructional Enhancement Fee is assessed on most L&S undergraduate nontutorial classes. See the Miscellaneous Fees chart at <http://www.registrar.ucla.edu/fees/> for fee amounts.

1C	ELEMENTARY SWAHILI	Y	254-003-200	LEC	1		MTWRF	1:00- 1:50P	PUB AFF 2214	THOMPSON, K.D.	25	06		4.0
2C	INTERMEDIATE SWAHIL	Y	254-006-200	LEC	1		MTR	10:00-10:50A	ROLFE 3127	THOMPSON, K.D.	15	03		4.0
							W	10:00-10:50A	ROLFE 3131					
5	KNOWLEDGE OF AFRICA	N	254-008-200	LEC	1		T	3:00- 3:50P	BUNCHE 3164	THOMPSON, K.D.	40	15	PN	1.0
11C	ELEMENTARY YORUBA	Y	254-033-200	LEC	1		MTWRF	3:00- 3:50P	BUNCHE 10389F	OKUSAMI, O.O.	10	08		4.0
12C	INTERMEDIATE YORUBA	Y	254-036-200	LEC	1		TBA				10	30		4.0
123C	ADVANCED YORUBA	Y	254-522-200	LEC	1		TBA			THOMPSON, K.D.	15	30		4.0

Indigenous Languages of the Americas

A per-unit Instructional Enhancement Fee is assessed on most L&S undergraduate nontutorial classes. See the Miscellaneous Fees chart at <http://www.registrar.ucla.edu/fees/> for fee amounts.

2	ELEMENTARY ZAPOTEC	Y	255-002-200	LEC	1		TBA			LOPEZ, F.H.	10	20		4.0
3	ELEMENTARY ZAPOTEC	Y	255-003-200	LEC	1		TR	10:00-12:20P	ROLFE 3131	LOPEZ, F.H.	10	13		4.0
18C	ELEMENTARY QUECHUA	Y	255-023-200	LEC	1		TR	12:30- 2:50P	BUNCHE 2173	DE LA TORRE, L.	10	30		4.0

Linguistics

A per-unit Instructional Enhancement Fee is assessed on most L&S undergraduate nontutorial classes. See the Miscellaneous Fees chart at <http://www.registrar.ucla.edu/fees/> for fee amounts.

1	INTR-STUDY-LANGUAGE	N	-----	LEC	1		TR	9:30-10:45A	HAINES 39	BURING, D.	360	12		5.0
			253-002-201	DIS	1A		TBA				20			0.0
			253-002-202	DIS	1B		R	1:00- 1:50P	PUB AFF 2278		20			0.0
			253-002-203	DIS	1C		R	1:00- 1:50P	PUB AFF 2319		20			0.0
			253-002-204	DIS	1D		R	3:00- 3:50P	MS 5147		20			0.0
			253-002-205	DIS	1E		R	3:00- 3:50P	MS 5148		20			0.0
			253-002-206	DIS	1F		R	3:00- 3:50P	MS 7608		20			0.0
			253-002-208	DIS	1H		F	9:00- 9:50A	HAINES 122		20			0.0
			253-002-209	DIS	1I		F	9:00- 9:50A	HAINES A28		20			0.0
			253-002-211	DIS	1K		F	10:00-10:50A	HUMANTS A48		20			0.0
			253-002-212	DIS	1L		F	10:00-10:50A	HAINES A20		20			0.0

CATALOG NUMBER	COURSE TITLE	ENF REQ IM	ID NUMBER	CLS TYP	SEC	FEE	DAYS	TIME	BUILDING/ ROOM	INSTRUCTOR	ENRL CAP	XC	CR TP	UNITS
			253-002-213	DIS	1M		F	9:00-9:50A	HUMANTS A40		20			0.0
			253-002-214	DIS	1N		R	4:00-4:50P	PUB AFF 1323		20			0.0
			253-002-215	DIS	1O		R	4:00-4:50P	HUMANTS A40		20			0.0
			253-002-216	DIS	1P		R	2:00-2:50P	HAINES A82		20			0.0
			253-002-218	DIS	1R		F	9:00-9:50A	HUMANTS A56		20			0.0
20	INTRO TO LINGUISTCS	N	-----	LEC	1		MW	2:00-3:50P	ROYCE 190	HALLMAN, P.J.	120	07		5.0
			253-090-201	DIS	1A		F	10:00-10:50A	HUMANTS A66		20			0.0
			253-090-202	DIS	1B		F	9:00-9:50A	HUMANTS A60		20			0.0
			253-090-203	DIS	1C		R	1:00-1:50P	BUNCHE 2178		20			0.0
			253-090-204	DIS	1D		R	2:00-2:50P	HAINES A28		20			0.0
			253-090-205	DIS	1E		R	11:00-11:50A	HAINES A6		20			0.0
			253-090-206	DIS	1F		R	12:00-12:50P	MS 6229		20			0.0
103	INTRO-GEN PHONETICS	Y	-----	LEC	1		TR	9:00-10:50A	HAINES A44	SUNDARA, M.	40	12		5.0
			253-334-201	DIS	1A		R	4:00-4:50P	HUMANTS A30	BISHOP, J.	10			0.0
			253-334-202	DIS	1B		R	5:00-5:50P	ROLFE 3127	BISHOP, J.	10			0.0
			253-334-203	DIS	1C		F	2:00-2:50P	ROLFE 3127	BISHOP, J.	10			0.0
			253-334-204	DIS	1D		F	1:00-1:50P	HUMANTS A30	BISHOP, J.	10			0.0
110	INTRO TO HIST LING	Y	-----	LEC	1		MW	9:00-10:50A	BUNCHE 3156	MUNRO, P.	40	02		5.0
			253-385-201	DIS	1A		F	9:00-9:50A	HAINES A82	RYAN, K.M.	20			0.0
			253-385-202	DIS	1B		F	10:00-10:50A	HUMANTS A68	RYAN, K.M.	20			0.0
120A	PHONOLOGY I	Y	-----	LEC	1		TR	9:00-10:50A	BUNCHE 2160	SCHUH, R.G.	40	12		5.0
			253-420-201	DIS	1A		F	2:00-2:50P	HAINES A20	SHISKO, A.E.	20			0.0
			253-420-202	DIS	1B		F	3:00-3:50P	HAINES 110	SHISKO, A.E.	20			0.0
120B	SYNTAX I	Y	-----	LEC	1		TR	2:00-3:50P	ROLFE 3134	HALLMAN, P.J.	40	15		5.0
			253-437-201	DIS	1A		F	9:00-9:50A	BUNCHE 3123	GEORGE, B.R.	20			0.0
			253-437-202	DIS	1B		F	10:00-10:50A	HUMANTS A56	GEORGE, B.R.	20			0.0
127	SYNACTC TYPLGY&UNIV	Y	-----	LEC	1		TR	11:00-12:50P	BUNCHE 3164	MAHAJAN, A.K.	40	13		5.0
			253-459-201	DIS	1A		R	4:00-4:50P	ROYCE 148	CHARNAVEL, I.	20			0.0
			253-459-202	DIS	1B		R	5:00-5:50P	HAINES A6	CHARNAVEL, I.	20			0.0
132	LANGUAGE PROCESSING	Y	-----	LEC	1		TR	9:00-10:50A	BUNCHE 3164	SCHUTZE, C.T.	40	12		5.0
			253-491-201	LAB	1A		F	9:00-9:50A	HUMANTS A32	PAPERNO, D.	20			0.0
			253-491-202	LAB	1B		F	10:00-10:50A	HUMANTS A60	PAPERNO, D.	20			0.0
165A	PHONOLOGY II	Y	-----	LEC	1		TR	9:00-10:50A	LAKRETZ 120	KAPLAN, A.F.	40	12		5.0
			253-641-201	DIS	1A		F	2:00-2:50P	HAINES A28	PANNACCIULLI, J.	20			0.0
			253-641-202	DIS	1B		F	3:00-3:50P	HAINES 122	PANNACCIULLI, J.	20			0.0
165B	SYNTAX II	Y	-----	LEC	1		MW	2:00-3:50P	BUNCHE 2160	KOOPMAN, H.	40	07		5.0
			253-675-201	DIS	1A		R	11:00-11:50A	HAINES A82	ORFITELLI, R.M.	20			0.0
			253-675-202	DIS	1B		R	12:00-12:50P	ROLFE 1301	ORFITELLI, R.M.	20			0.0
M176B	STRUCTURE-JAPANESE	N	253-745-200	LEC	1		MW	12:30-1:45P	PUB AFF 1222	KAWANISHI, Y.	5	05	G	4.0
M177	STRUCTURE OF KOREAN	N	253-750-200	LEC	1		TR	2:00-3:15P	ROLFE 3126	SOHN, S.S.	5	15	G	4.0
202	LANGUAGE CHANGE	N	653-046-200	LEC	1		MW	2:00-3:50P	BUNCHE 3150	MELCHERT, H.C.	10	07		4.0
207	SEMANTIC THEORY II	N	653-120-200	LEC	1		MW	2:00-3:50P	ROYCE 154	BURING, D.	10	07	G	4.0
211	INTONATION	N	653-139-200	LEC	1		MW	11:00-12:50P	HUMANTS A30	JUN, S.	15	04	G	4.0
212	LEARNABILITY THEORY	N	653-141-200	LEC	1		MW	9:00-10:50A	BUNCHE A152	STABLER, E.P.	15	02		4.0
213A	GRAMMATICAL DVLPMNT	N	653-136-200	LEC	1		TR	11:00-12:50P	ROLFE 3114	HYAMS, N.M.	15	13	G	4.0
216	SYNTACTC THEORY III	N	653-149-200	LEC	1		MW	2:00-3:50P	ROLFE 3131	SPORTICHE, D.L.	10	07		4.0
251A	TPCS-PHNTCS&PHONLGY	N	653-382-200	SEM	1		TR	2:00-3:50P	PUB AFF 1343	SUNDARA, M.	10	15	G	4.0
251B	TPCS-PHNTCS&PHONLGY	N	653-382-201	SEM	2		TR	11:00-12:50P	CAMPBEL 2122A	KAPLAN, A.F.	10	30	G	4.0
			653-383-200	SEM	1		TR	2:00-3:50P	PUB AFF 1343	SUNDARA, M.	10	30	SU	2.0
			653-383-201	SEM	2		TR	11:00-12:50P	CAMPBEL 2122A	KAPLAN, A.F.	10	30	SU	2.0
252A	TPC-SYNTAX&SEMANTCS	N	653-390-200	SEM	1		MW	2:00-3:50P	ROLFE 3127	KOOPMAN, H.	10	07	G	4.0
252B	TPC-SYNTAX&SEMANTCS	N	653-391-200	SEM	1		MW	2:00-3:50P	ROLFE 3106	KOOPMAN, H.	10	07	SU	2.0
260C	SEM-PHONETICS	N	653-435-200	SEM	1		T	4:00-5:50P	CAMPBEL 2101K	JUN, S.	15	30	SU	2.0/4.0
261C	SEM IN PHONOLOGY	N	653-440-200	SEM	1		T	4:00-5:50P	ROLFE 3120	THE STAFF	15	30	SU	2.0/4.0
262C	SEM-SYNTAX&SEMANTCS	N	653-459-200	SEM	1		F	2:00-4:50P	HUMANTS A30	KOOPMAN, H.	15	30	SU	2.0/4.0
264C	SPCL TPCS-LING THRY	N	653-475-200	SEM	1		W	4:00-5:50P	ROLFE 3118	CURTISS, S.R.	15	30	SU	2.0/4.0
265C	AMER INDIAN LING	N	653-394-200	SEM	1		T	1:00-1:50P	ROLFE 3106	MUNRO, P.	10	30	SU	1.0/4.0
275	LINGUISTIC COLLOQUIUM	N	653-512-200	DIS	1		F	11:00-1:50P	PUB AFF 2250	MAHAJAN, A.K.	10	30	SU	4.0
276	LING COLLOQUIUM	N	653-518-200	DIS	1		F	11:00-1:50P	PUB AFF 2250	MAHAJAN, A.K.	50	30	SU	0.0
403	PRACTICAL PHONETICS	N	653-704-200	LEC	1		TR	9:00-10:50A	HAINES A44	SUNDARA, M.	15	12	SU	1.0
422	PHONETIC DATA ANLY	N	653-725-200	LAB	1		T	1:00-1:50P	CAMPBEL 2101K	SUNDARA, M.	20	30	SU	2.0
444	M A THESIS PREP SEM	N	653-680-200	SEM	1		F	4:00-5:50P	CAMPBEL 2122A	BURING, D.	15	30	SU	4.0
495	COLLEGE TEACHG-LING	N	653-795-201	SEM	1		R	4:00-5:50P	CAMPBEL 2122A	MAHAJAN, A.K.	15	30	SU	2.0
			653-795-202	SEM	2		W	4:00-5:50P	HAINES A76	MAHAJAN, A.K.	20	30	SU	2.0

MANAGEMENT

Management 108 through 127B are limited to Business Economics and Mathematics/Applied Science majors and Accounting minors during the first enrollment pass. Any junior/senior may enroll on the second pass. Management 200 through 299, 406, and 407 may be available to UCLA GRADUATE STUDENTS who meet the requisites for the class, provided that space is available. Interested students should go to the FIRST CLASS MEETING for instructions and PTE numbers.

1A	ACCOUNTING PRINCPLS	N	Y	-----	LEC	1	TR	1:00-2:20P	KORN C314	GARDNER TRELOAR, J	240	15		4.0
			Y	260-001-201	DIS	1A	TBA				40			0.0
			Y	260-001-202	DIS	1B	TBA				40			0.0

CATALOG NUMBER	COURSE TITLE	ENF REQ IM	ID NUMBER	CLS TYP	SEC	FEE	DAYS	TIME	BUILDING/ ROOM	INSTRUCTOR	ENRL CAP	XC	CR TP	UNITS
		Y	260-001-203	DIS	1C						40			0.0
		Y	260-001-204	DIS	1D						40			0.0
		Y	260-001-205	DIS	1E						40			0.0
		Y	260-001-206	DIS	1F						40			0.0
		Y	-----	LEC	2			10:00-11:20A	KORN C314	GARDNER TRELOAR, J	240	13		4.0
		Y	260-001-221	DIS	2A						40			0.0
		Y	260-001-222	DIS	2B						40			0.0
		Y	260-001-223	DIS	2C						40			0.0
		Y	260-001-224	DIS	2D						40			0.0
		Y	260-001-225	DIS	2E						40			0.0
		Y	260-001-226	DIS	2F						40			0.0
1B	ACCOUNTING PRINCPLS	Y	Y -----	LEC	1			8:00- 9:50A	KORN C314	RAVETCH, D.S.	240	27		4.0
			Y 260-002-201	DIS	1A						40			0.0
			Y 260-002-202	DIS	1B						40			0.0
			Y 260-002-203	DIS	1C						40			0.0
			Y 260-002-204	DIS	1D						40			0.0
			Y 260-002-205	DIS	1E						40			0.0
			Y 260-002-206	DIS	1F						40			0.0
19	FIAT LUX FRSHMN SEM	N	260-057-201	SEM	1					SUBRAHMANYAM, A.	20	30	PN	1.0
	Management 19, seminar 1: Understanding Financial Markets													
			260-057-202	SEM	2					LIENTZ, B.P.	20	30	PN	1.0
	Management 19, seminar 2: Modern Project Management													
	Management 108 is limited to Business Economics and Mathematics/Applied Science majors and Accounting minors during the first enrollment pass. Any junior/senior may enroll on the second pass. Other students must obtain a PTE number during the first class meeting.													
108	BUSINESS LAW	N	Y 260-320-200	LEC	1		MW	10:30-11:50A	HUMANTS A65	GUERIN, J.	80	03		4.0
			RESTRICT: MATH/APP,BUS-ECON, OR ACCNTNG MINOR											
			Y 260-320-201	LEC	2		T	4:00- 6:50P	HAINES A2	THE STAFF	80	15		4.0
			RESTRICT: MATH/APP,BUS-ECON, OR ACCNTNG MINOR											
M118A	COMPLEXITY SCIENCE	N	260-408-200	LEC	1					MCKELVEY, W.W.	45	20	G	4.0
	Management 120A is limited to Business Economics and Mathematics/Applied Science majors and Accounting minors during the first enrollment pass. Any junior/senior may enroll on the second pass. Other students must obtain a PTE number during the first class meeting.													
120A	INTRMED ACCNTNG I	Y	Y 260-491-200	LEC	1			10:00-11:50A	BUNCHE 3211	RAVETCH, D.S.	50	26		5.0
			RESTRICT: MATH/APP,BUS-ECON, OR ACCNTNG MINOR											
			Y 260-491-201	LEC	2			1:00- 2:50P	HAINES 220	RAVETCH, D.S.	80	26		5.0
			RESTRICT: MATH/APP,BUS-ECON, OR ACCNTNG MINOR											
			Y 260-491-202	LEC	3			8:00- 9:50A	PAB 1434A	LITT, D.S.	80	11		5.0
	Management 120B is limited to Business Economics and Mathematics/Applied Science majors and Accounting minors during the first enrollment pass. Any junior/senior may enroll on the second pass. Other students must obtain a PTE number during the first class meeting.													
120B	INTRMED ACCNTNG II	Y	Y 260-492-200	LEC	1			10:00-11:50A	PAB 1434A	LITT, D.S.	46	26		5.0
			RESTRICT: MATH/APP,BUS-ECON, OR ACCNTNG MINOR											
			Y 260-492-201	LEC	2			1:00- 2:50P	HAINES A18	LITT, D.S.	60	26		5.0
			RESTRICT: MATH/APP,BUS-ECON, OR ACCNTNG MINOR											
	Management 122 is limited to Business Economics and Mathematics/Applied Science majors and Accounting minors during the first enrollment pass. Any junior/senior may enroll on the second pass. Other students must obtain a PTE number during the first class meeting.													
122	MANAGEMNT ACCOUNTNG	Y	Y 260-510-200	LEC	1			12:30- 1:50P	HAINES 118	THE STAFF	80	14		4.0
			RESTRICT: MATH/APP,BUS-ECON, OR ACCNTNG MINOR											
			Y 260-510-201	LEC	2			2:00- 3:20P	HAINES 118	THE STAFF	80	15		4.0
			RESTRICT: MATH/APP,BUS-ECON, OR ACCNTNG MINOR											
	Management 123 is limited to Business Economics and Mathematics/Applied Science majors and Accounting minors during the first enrollment pass. Any junior/senior may enroll on the second pass. Other students must obtain a PTE number during the first class meeting.													
123	AUDITING	Y	Y 260-518-200	LEC	1			2:30- 3:50P	PUB AFF 1234	GARDNER TRELOAR, J	80	15		4.0
			RESTRICT: MATH/APP,BUS-ECON, OR ACCNTNG MINOR											
	Management 124 is limited to Business Economics and Mathematics/Applied Science majors and Accounting minors during the first enrollment pass. Any junior/senior may enroll on the second pass. Other students must obtain a PTE number during the first class meeting.													
124	ADVANCED ACCOUNTING	Y	Y 260-528-200	LEC	1		MW	8:00- 9:20A	FOWLER A139	KLEIN, G.L.	80	01		4.0
			RESTRICT: MATH/APP,BUS-ECON, OR ACCNTNG MINOR											
	Management 127A is limited to Business Economics and Mathematics/Applied Science majors and Accounting minors during the first enrollment pass. Any junior/senior may enroll on the second pass. Other students must obtain a PTE number during the first class meeting.													
127A	TAX PRINCIPLES&PLCY	Y	Y 260-539-200	LEC	1		MW	9:30-10:45A	ROYCE 190	KLEIN, G.L.	80	02		4.0
			RESTRICT: MATH/APP,BUS-ECON, OR ACCNTNG MINOR											
			Y 260-539-201	LEC	2		MW	8:00- 9:20A	ROYCE 190	MORI, B.U.	80	01		4.0
			RESTRICT: MATH/APP,BUS-ECON, OR ACCNTNG MINOR											
	Management 127B is limited to Business Economics and Mathematics/Applied Science majors and Accounting minors during the first enrollment pass. Any junior/senior may enroll on the second pass. Other students must obtain a PTE number during the first class meeting.													
127B	CORP&PARTNERSHP TAX	Y	Y 260-540-200	LEC	1		MW	1:00- 2:20P	FOWLER A139	KLEIN, G.L.	80	06		4.0
			RESTRICT: MATH/APP,BUS-ECON, OR ACCNTNG MINOR											
180	SPECIAL TOPICS	N	260-780-201	LEC	1		M	5:30- 8:20P	CORNELL D310	LIENTZ, B.P.	46	30		4.0
	Management 180, lecture 1:													
			260-780-202	LEC	2		M	1:00- 3:50P	DODD 146	CAULEY, S.D.	40	05		4.0
	Management 180, lecture 2:													
201A	BUSINESS FORECASTNG	N	660-007-200	DIS	1					THE STAFF	60	30	G	4.0
			RESTRICT: FULL-TIME MBA, MGMT MS/PHD STUDENTS											
M209	ELEMENTS ECON ORGAN	Y	660-045-200	LEC	1					OSBORNE, A.E.	0	20		2.0- 6.0
			RESTRICT: INSTRUCTOR CONSENT											
212B	DECISION SCI MDLS 2	N	660-059-200	LEC	1					AHMADI, R.H.	60	30		4.0
			RESTRICT: FULL-TIME MBA, MGMT MS/PHD STUDENTS											
215	NEGOTIATIONS ANLY	N	660-078-200	DIS	1		W	1:00- 3:50P		LIPPMAN, S.A.	60	30		4.0
			RESTRICT: FULL-TIME MBA, MGMT MS/PHD STUDENTS											
			660-078-201	DIS	2		W	7:00-10:00P		LIPPMAN, S.A.	60	23		4.0
			RESTRICT: FEMBA											
220	CORP FINANCL REPTNG	N	660-098-200	LEC	1		T	7:00-10:00P		SUSSMAN, E.H.	60	22		4.0
			RESTRICT: FEMBA											
224	TOPICS-BUSINESS LAW	N	660-114-200	LEC	1		MW	1:00- 2:30P		GUERIN, J.	60	06		4.0
			RESTRICT: FULL-TIME MBA, MGMT MS/PHD STUDENTS											
226	ADV TPCS-ACCOUNTING	N	660-151-200	LEC	1		TR	10:00-11:30A		SUSSMAN, E.H.	60	30		4.0
			RESTRICT: FEMBA											
227	TAXATN&MGMT DECISNS	N	660-152-200	LEC	1					FREIXES, G.	60	30		4.0
			RESTRICT: FEMBA											

CATALOG NUMBER	COURSE TITLE	ENF REQ IM	ID NUMBER	CLS TYP	SEC	FEE	DAYS	TIME	BUILDING/ ROOM	INSTRUCTOR	ENRL CAP	XC	CR TP	UNITS
228	FINANCL STTMNT ANLY	N	660-159-200	LEC	1		MW	10:00-11:30A		HUGHES, J.S.	60	03		4.0
				RESTRICT: FULL-TIME MBA, MGMT MS/PHD STUDENTS										
			660-159-201	LEC	2		MW	1:00-2:30P		HUGHES, J.S.	60	06		4.0
				RESTRICT: FULL-TIME MBA, MGMT MS/PHD STUDENTS										
229Z	ACCOUNTING WORKSHOP	N	660-168-200	DIS	1		F	11:00-12:30P		THE STAFF	20	30	SU	2.0
				RESTRICT: INSTRUCTOR CONSENT										
231C	CORPORATE VALUATION	Y	660-186-200	LEC	1		TBA			YANG, L.	0	30	G	4.0
				RESTRICT: FULL-TIME MBA, MGMT MS/PHD STUDENTS										
			660-186-201	LEC	2		TBA			YANG, L.	0	30	G	4.0
				RESTRICT: FEMBA										
231D	TAKEOVERS&RESTRUCTR	N	660-189-200	LEC	1		TR	10:00-11:30A		MARTOS-VILA, M.	60	13		4.0
				RESTRICT: FULL-TIME MBA, MGMT MS/PHD STUDENTS										
			660-189-201	LEC	2		W	7:00-10:00P		MARTOS-VILA, M.	60	30		4.0
				RESTRICT: FEMBA										
232A	SCRT ANLY&INVST MGT	N	660-192-200	LEC	1		TR	8:00-9:30A		LUSTIG, H.N.	60	11		4.0
				RESTRICT: FULL-TIME MBA, MGMT MS/PHD STUDENTS										
232B	FIXED-INCOME MARKTS	N	660-194-200	LEC	1		M	1:00-3:50P		THE STAFF	60	05		4.0
				RESTRICT: FULL-TIME MBA, MGMT MS/PHD STUDENTS										
			660-194-201	LEC	2		M	7:00-10:00P		LONGSTAFF, F.A.	60	30		4.0
				RESTRICT: FEMBA										
232E	MRKT&CRDT RISK MGMT	Y	660-196-200	LEC	1		TBA			GESKE, R.L.	0	30	G	4.0
				RESTRICT: FULL-TIME MBA, MGMT MS/PHD STUDENTS										
			660-196-201	LEC	2		TBA			GESKE, R.L.	0	30	G	4.0
				RESTRICT: FEMBA										
232F	BEHAVIORAL FINANCE	Y	660-202-200	LEC	1		TBA			SUBRAHMANYAM, A.	0	30	G	4.0
				RESTRICT: FEMBA										
234A	INTNTL FINNCL MRKTS	N	660-206-200	LEC	1		M	4:00-6:50P		ROLL, R.W.	60	30		4.0
				RESTRICT: FULL-TIME MBA, MGMT MS/PHD STUDENTS										
			660-206-201	LEC	2		T	4:00-6:50P		ROLL, R.W.	60	15		4.0
				RESTRICT: FEMBA										
237D	DERIVATIVE MARKETS	N	660-220-200	LEC	1		TBA		GOLD	GESKE, R.L.	0	30		4.0
				RESTRICT: DEPARTMENT CONSENT										
237F	FIXED-INCOME MARKTS	N	660-143-200	LEC	1		TBA		GOLD	LONGSTAFF, F.A.	0	30		4.0
237G	CMPTTN MTHD-FINANCE	N	660-144-200	LEC	1		TBA		GOLD		0	30		4.0
				RESTRICT: DEPARTMENT CONSENT										
237H	QUANT ASSET MGMT	N	660-145-200	LEC	1		TBA		GOLD		0	30		4.0
				RESTRICT: DEPARTMENT CONSENT										
238	SPEC TOPICS-FINANCE	N	660-221-200	LEC	1		W	1:00-3:50P		CHOWDHRY, B.	60	30		4.0
				RESTRICT: FEMBA										
	Management 238, lecture 1:													
239B	INVSTM UNDR UNCRNTY	N	660-224-200	LEC	1		TBA			MARTOS-VILA, M.	60	30		4.0
				RESTRICT: MANAGEMENT M.S./PH.D. MAJORS										
239Z	FINANCE WORKSHOP	N	660-229-200	DIS	1		F	10:30-1:00P		CARLIN, B.I.	35	30	SU	2.0
				RESTRICT: MANAGEMENT M.S./PH.D. MAJORS										
240F	SUPPLY CHAIN MNGMNT	N	660-235-200	LEC	1		T	1:00-3:50P		TANG, C.S.	46	15		4.0
				RESTRICT: FULL-TIME MBA, MGMT MS/PHD STUDENTS										
			660-235-201	LEC	2		T	7:00-10:00P		TANG, C.S.	46	22		4.0
				RESTRICT: FEMBA										
241A	TECHNOLOGY MANAGMNT	N	660-254-200	LEC	1		T	4:00-6:50P		THE STAFF	70	30		4.0
				RESTRICT: FULL-TIME MBA, MGMT MS/PHD STUDENTS										
243Z	SEM-DECS&OPS&TECH	N	660-268-200	SEM	1		W	1:00-3:50P		ROELS, G.Y.	25	30		2.0
				RESTRICT: INSTRUCTOR CONSENT										
244Z	RSRCH-DECS&OPS&TECH	N	660-274-200	LEC	1		TBA			RAJARAM, K.	0	30		2.0
				RESTRICT: MANAGEMENT M.S./PH.D. MAJORS										
245	TOPCS-DECS&OPS&TECH	N	660-271-200	LEC	1		TBA			AHMADI, R.H.	0	30		4.0
				RESTRICT: FULL-TIME MBA, MGMT MS/PHD STUDENTS										
			660-271-201	LEC	2		TBA			SARIN, R.K.	0	30		4.0
				RESTRICT: MANAGEMENT M.S./PH.D. MAJORS										
258	INDUSTRIAL RELATION	N	660-325-200	DIS	1		F	1:00-3:00P		YOUNG, M.J.	20	30		1.0-4.0
				RESTRICT: MANAGEMENT M.S./PH.D. MAJORS										
260B	MARKTNG STRTGY&PLAN	N	660-341-200	LEC	1		S	9:00-12:00P		DANN, J.B.	60	30	G	4.0
				RESTRICT: FULL-TIME MBA, MGMT MS/PHD STUDENTS										
			660-341-201	LEC	2		TBA			DANN, J.B.	0	30	G	4.0
				RESTRICT: FEMBA										
261A	SALES&CHANNEL MGMT	N	660-344-200	LEC	1		M	3:00-6:00P		BUCKLIN, R.E.	60	08	G	4.0
				RESTRICT: FULL-TIME MBA, MGMT MS/PHD STUDENTS										
			660-344-201	LEC	2		M	7:00-10:00P		BUCKLIN, R.E.	60	21	G	4.0
				RESTRICT: FEMBA										
262	PRICE POLICIES	N	660-349-200	LEC	1		S	2:00-5:00P		DAVIS, S.M.	60	30	G	4.0
				RESTRICT: FULL-TIME MBA, MGMT MS/PHD STUDENTS										
			660-349-201	LEC	2		TBA			DAVIS, S.M.	0	30	G	4.0
				RESTRICT: FEMBA										
264B	MARKETNG MODELS&MRA	N	660-362-200	LEC	1		TBA			THE STAFF	0	30	G	4.0
				RESTRICT: FULL-TIME MBA, MGMT MS/PHD STUDENTS										
265	BRAND MANAGEMENT	N	660-364-200	LEC	1		TBA			DROLET, A.L.	0	30	G	4.0
				RESTRICT: FULL-TIME MBA, MGMT MS/PHD STUDENTS										
			660-364-201	LEC	2		TBA			DROLET, A.L.	0	30	G	4.0
				RESTRICT: FEMBA										
266B	ADV&MARKTNG COMMCTN	N	660-373-200	LEC	1		T	1:00-3:50P		THE STAFF	60	15	G	4.0
				RESTRICT: FULL-TIME MBA, MGMT MS/PHD STUDENTS										
			660-373-201	LEC	2		T	7:00-10:00P	GOLD B301	THE STAFF	60	30	G	4.0
				RESTRICT: FEMBA										
268	SEL TOPICS IN MKTNG	N	660-380-200	LEC	1		TBA			SOOD, S.	0	30		4.0
				RESTRICT: FULL-TIME MBA, MGMT MS/PHD STUDENTS										
269E	SP RSRCH TPCS-MKTNG	N	660-386-200	DIS	1		TBA			BUCKLIN, R.E.	0	30		4.0
				RESTRICT: MANAGEMENT M.S./PH.D. MAJORS										
269Z	WORKSHOP-MARKETING	N	660-390-200	DIS	1		F	10:30-12:00P		SHU, S.B.	20	30	T3	2.0
				RESTRICT: MANAGEMENT M.S./PH.D. MAJORS										
270C	APLIC FRNTR-INFO SYS	N	660-393-200	LEC	1		TR	1:00-2:30P		SWANSON, E.B.	20	15		4.0
				RESTRICT: INSTRUCTOR CONSENT										
272A	INFO SYSTEMS DVLPMT	N	660-398-200	DIS	1		TBA			LIENTZ, B.P.	0	30		4.0
				RESTRICT: FULL-TIME MBA, MGMT MS/PHD STUDENTS										

CATALOG NUMBER	COURSE TITLE	ENF REQ IM	ID NUMBER	CLS TYP	SEC	FEE	DAYS	TIME	BUILDING/ ROOM	INSTRUCTOR	ENRL CAP	XC	CR TP	UNITS
274A	TOPICS-INFO SYSTEMS	N	660-400-200	DIS	1		R	4:00- 6:50P		GREENBERGER, M.	60	30		4.0
	Management 274A, discussion 1:		660-400-201	DIS	2		MW	4:00- 5:30P	CORNELL D310	LIENTZ, B.P.	46	30		4.0
	Management 274A, discussion 2:		660-407-200	DIS	1		R	4:00- 7:00P		SWANSON, E.B.	20	30	SU	2.0
274Z	CRNT RSCH-INFO SYST	N	660-407-200	DIS	1		R	4:00- 7:00P		SWANSON, E.B.	20	30	SU	2.0
278B	REAL EST SECURITZTN	N	660-424-200	LEC	1		TBA			THE STAFF	0	30		4.0
279A	REAL EST INVESTMNTS	N	660-426-200	LEC	1		TR	8:00- 9:30A		SUSSMAN, E.H.	65	30		4.0
			660-426-201	LEC	2		TBA			SUSSMAN, E.H.	65	30		4.0
279B	ENTRPNRL RE DEVLPMT	Y	660-428-200	LEC	1		W	4:00- 6:50P		GABRIEL, S.A.	60	09		4.0
281B	PEOPLE IN ORGANZTNS	N	660-454-200	DIS	1		T	3:00- 6:00P		CULBERT, S.A.	20	15		4.0
285A	LDRSHP MOTVATN&POWR	N	660-478-200	DIS	1		W	1:00- 3:50P		CULBERT, S.A.	60	06		4.0
M292A	RSRCH&DEVEL POLICY	N	660-520-200	LEC	1		TBA			SAKAKIBARA, M.	0	30		4.0
M292B	GROWTH&SCI&TECHNLGY	N	660-521-200	LEC	1		M	4:00- 6:50P	CORNELL D301	DARBY, M.R.	60	08		4.0
295A	ENTRPRN&VNTR INITIA	N	660-530-200	DIS	1		W	8:30-11:30A		GEIS, G.T.	60	30		4.0
			660-530-201	DIS	2		R	7:00-10:00P		ABE, G.J.	60	30		4.0
			660-530-202	DIS	3		TBA			ABE, G.J.	60	30		4.0
295D	BUSINESS PLAN DEVL	N	660-538-200	LEC	1		M	4:00- 6:50P		BOUTROS-GHALI, T.	60	30		4.0
			660-538-201	LEC	2		S	9:00- 5:00P		SCHEINROCK, J.I.	60	30		4.0
297E	BSNS-EMERGING MRKTS	N	660-542-200	LEC	1		R	4:00- 6:50P		EDWARDS, S.	60	16		4.0
298D	SPEC TOPICS MANGMNT	N	660-547-201	DIS	1		W	8:30-11:30A		LIEBERMAN, M.B.	42	02		1.0- 4.0
	Management 298D, discussion 1:		660-547-202	DIS	2		M	4:00- 6:50P		RUMELT, R.P.	15	30		1.0- 4.0
	Management 298D, discussion 2:		660-547-203	DIS	3		TR	8:00- 9:30A		RUMELT, R.P.	72	30		1.0- 4.0
	Management 298D, discussion 3:		660-547-204	DIS	4		T	4:00- 6:50P		DARBY, M.R.	60	30		1.0- 4.0
	Management 298D, discussion 4:		660-547-205	DIS	5		M	8:30-11:30A		MCKELVEY, W.W.	60	30		1.0- 4.0
	Management 298D, discussion 5:		660-547-206	DIS	6		T	4:00- 6:50P		OLIAN, J.D.	60	30		1.0- 4.0
	Management 298D, discussion 6:		660-547-207	DIS	7		R	4:00- 6:50P		OUCHI, W.G.	60	30		1.0- 4.0
	Management 298D, discussion 7:		660-547-208	DIS	8		W	4:00- 6:50P		OUCHI, W.G.	60	30		1.0- 4.0
	Management 298D, discussion 8:		660-547-209	DIS	9		W	4:00- 6:50P		THE STAFF	60	30		1.0- 4.0
	Management 298D, discussion 9:		660-547-210	DIS	10		M	7:00-10:00P		ALBERTON, D.J.	60	30		1.0- 4.0
	Management 298D, discussion 10:		660-547-211	DIS	11		T	10:30-11:45A		GEIS, G.T.	72	30		1.0- 4.0
	Management 298D, discussion 11:		660-547-212	DIS	12		W	4:00- 6:50P		BAIM, D.	60	30		1.0- 4.0
	Management 298D, discussion 12:		660-547-213	DIS	13		S	2:00- 4:50P		GUERIN, J.	42	30		1.0- 4.0
	Management 298D, discussion 13:		660-547-214	DIS	14		TBA			GREENBLATT, J.A.	0	30		1.0- 4.0
	Management 298D, discussion 14:		660-547-215	DIS	15		R	7:00-10:00P		OSBORNE, A.E.	60	30		1.0- 4.0
	Management 298D, discussion 15:		660-547-216	DIS	16		S	9:00-12:00P		SCHOLLHAMMER, H.	60	30		1.0- 4.0
298Z	MGMT STRATGY&POLICY	N	660-550-200	DIS	1		F	1:30- 3:00P		RAMANARAYANAN, S.	15	30	SU	2.0
299M	DOCT SEM-RSCH MTHDL	N	660-556-200	SEM	1		F	11:00-12:30P		YOUNG, M.J.	20	30		4.0
406	GLOBAL MACROECONOMY	Y	660-639-200	LEC	1		T	4:00- 6:50P	COLLINS	THE STAFF	60	30	G	4.0
			660-639-201	LEC	2		TBA			THE STAFF	0	30	G	4.0

CATALOG NUMBER	COURSE TITLE	ENF REQ IM	ID NUMBER	CLS TYP	SEC	FEE	DAYS	TIME	BUILDING/ ROOM	INSTRUCTOR	ENRL CAP	XC	CR TP	UNITS
407	MNAGERIAL MDL BLDNG	N	660-649-200	LEC 1				TBA		HERMAN, A.D.	0	30	G	4.0
			660-649-201	LEC 2				TBA		HERMAN, A.D.	0	30	G	4.0
408	FINANCIAL MARKETS	N	660-658-201	LEC 1			S	9:00-12:30P		GRINBLATT, M.S.	72	30	G	4.0
			660-658-202	LEC 2			S	9:00-12:30P		GRINBLATT, M.S.	72	30	G	4.0
			660-658-203	LEC 3			M	6:30-10:00P		SUBRAHMANYAM, A.	72	30	G	4.0
			660-658-204	LEC 4			S	2:00- 5:30P		SUBRAHMANYAM, A.	72	30	G	4.0
409	MANAG&LEADING ORGS	N	660-666-200	LEC 1			TR	1:00- 2:30P		SHIH, M.J.	72	30	G	4.0
			660-666-201	LEC 2			TR	10:00-11:30A		GOLDSTEIN, N.J.	72	30	G	4.0
			660-666-202	LEC 3			TR	1:00- 2:30P		GOLDSTEIN, N.J.	72	30	G	4.0
			660-666-203	LEC 4			TR	10:00-11:30A		UNZUETA, M.M.	72	30	G	4.0
			660-666-204	LEC 5			TR	1:00- 2:30P		UNZUETA, M.M.	72	30	G	4.0
411A	MARKETING MGMT I	N	660-677-201	LEC 1			W	2:00- 5:30P		LIU, W.	72	30	G	4.0
			660-677-202	LEC 2			S	2:00- 5:30P		LIU, W.	72	30	G	4.0
			660-677-203	LEC 3			S	9:00-12:30P		LIU, W.	72	30	G	4.0
			660-677-204	LEC 4			W	6:30-10:00P		THE STAFF	72	30	G	4.0
420	BUSINESS STRATEGY	N	660-690-201	LEC 1			TR	3:00- 4:30P	CORNELL	RAMANARAYANAN, S.	72	30	G	4.0
			660-690-202	LEC 2			TR	1:00- 2:30P	CORNELL	RAMANARAYANAN, S.	72	30	G	4.0
			660-690-203	LEC 3			TR	10:00-11:30A	CORNELL	RAMANARAYANAN, S.	72	30	G	4.0
			660-690-204	LEC 4			TR	1:00- 2:30P	CORNELL	THE STAFF	72	30	G	4.0
			660-690-205	LEC 5			TR	10:00-11:30A	CORNELL	THE STAFF	72	30	G	4.0
422	ANLY&COMMUNICATIONS	N	660-698-200	LEC 1			M	1:00- 3:50P	CORNELL	FORMAN, J.	30	30		4.0
			660-698-201	LEC 2			M	7:00-10:00P	CORNELL	FORMAN, J.	30	30		4.0
455E	INTL EXCHANGE PROG	N	660-802-201	LEC 1				UNSCHED		MCCARDLE, K.F.	10	30		2.0-16.0
461B	LEADRSH FOUNDTNS 2	N	660-725-200	LEC 1				UNSCHED			0	30	T1	1.0
461C	LEADRSH FOUNDTNS 2	N	660-727-200	LEC 1				UNSCHED		THE STAFF	75	30	TS	1.0
461D	LEADRSH FOUNDTNS 3	N	660-728-200	LEC 1				UNSCHED			0	30	T1	1.0
461E	LEADRSH FOUNDTNS 3	N	660-730-200	LEC 1				UNSCHED		THE STAFF	75	30	TS	1.0
468	ECONOMIC FORECASTNG	N	660-798-200	LEC 1				UNSCHED		LEAMER, E.E.	70	30		4.0
470C	MGMT RESEARCH	N	660-805-200	FLD 1				UNSCHED		FREIXES, G.	0	30	T3	4.0
470D	SEM-POLICY ANALYSIS	N	660-806-200	SEM 1				UNSCHED		FREIXES, G.	0	30		2.0

MATERIALS SCIENCE AND ENGINEERING

A per-unit Instructional Enhancement Fee is assessed on HSSEAS undergraduate nontutorial classes and HSSEAS graduate nontutorial classes taught concurrently with undergraduate classes. See the Miscellaneous Fees chart at <http://www.registrar.ucla.edu/fees/> for fee amounts. Students who enroll in upper division HSSEAS courses without completing the prerequisites are subject to disenrollment after the second class meeting. If necessary, consult an HSSEAS counselor in 6426 Boelter Hall.

90L	PHYSCL MSRMNT-MATRL	N	191-270-200	LAB 1			R	1:00- 4:50P	ENGR I 2041	ONO, K.	12	16	G	2.0
104	SCIENCE-ENGR MATERL	Y	-----	LEC 1			MW	10:00-11:50A	BOELTER 2760	OZOLINS, V.	60	03	G	4.0
			191-324-201	DIS 1A			F	8:00- 8:50A	ENGR I 2025		20			0.0
			191-324-202	DIS 1B			F	10:00-10:50A	ENGR I 2025		20			0.0
			191-324-203	DIS 1C			F	12:00-12:50P	ENGR I 2025		20			0.0
			-----	LEC 2			MW	12:00- 1:50P	BOELTER 2760	PEI, Q.	60	05	G	4.0
			191-324-211	DIS 2A			F	9:00- 9:50A	ENGR I 2025		20			0.0
			191-324-212	DIS 2B			F	11:00-11:50A	ENGR I 2025		20			0.0
			191-324-213	DIS 2C			F	1:00- 1:50P	ENGR I 2025		20			0.0
121	MTLS SCI-SEMICNDCTR	Y	-----	LEC 1			TR	2:00- 3:50P	BOELTER 5436	HUANG, Y.	25	15	G	4.0
			191-481-201	DIS 1A				TBA			25			0.0
121L	SEMICONDUCTORS LAB	Y	191-482-200	LAB 1			F	1:00- 5:50P	BOELTER 2541	POUST, S.L.	15	07	G	2.0
132	METALLIC ALLOYS	Y	191-525-200	LEC 1			TR	10:00-11:50A	BOELTER 9436	ONO, K.	25	13	G	4.0
140	MTRL SLCTN&ENG DSGN	Y	-----	LEC 1			TR	12:00- 1:50P	BOELTER 9436	PRZYSTUPA, M.A.	25	14	G	4.0
			191-540-201	DIS 1A			W	4:00- 4:50P	BOELTER 5272		25			0.0
151	COMPOSITE MATERIALS	Y	191-696-200	LEC 1			MW	2:00- 3:50P	BOELTER 5252	YANG, J.	15	07	G	4.0
161L	LABORATORY-CERAMICS	Y	191-758-200	LAB 1			W	9:00-12:50P	ENGR I 2041	LAN, E.H.	10	30	G	2.0
224	DEPOSITION TECHNLS	N	595-144-200	LEC 1			MW	10:00-11:50A	BOELTER 5420		30	03	G	4.0
246D	ELE&OPTC PROP-CERAM	N	595-309-200	LEC 1			MW	2:00- 3:50P	BOELTER 4413		20	07	G	4.0
271	ELCTRNC STRCT-MTRLS	N	595-426-280	LEC 80				UNSCHED		OZOLINS, V.	0	30	G	4.0

CATALOG NUMBER	COURSE TITLE	ENF REQ IM	ID NUMBER	CLS TYP	SEC	FEE	DAYS	TIME	BUILDING/ ROOM	INSTRUCTOR	ENRL CAP	XC	CR TP	UNITS
282	ADV TPC-MAT SCI&ENG	N	----- 595-492-201 595-610-201	LEC 1 DIS 1A SEM 1			F F MW	10:30-11:50A 9:30-10:30A 2:00-3:50P	ENGR V 2101 ENGR V 2101 BOELTER 5422	YANG, Y. YANG, Y. DUNN, B.S.	30 30 20	03	SU G	2.0 0.0 2.0-4.0
Materials Science 298, seminar 1: Materials Science for Alternative Energy Technologies														
Materials Science 298, seminar 2:														
			595-610-202	SEM 2			TR	2:00-3:50P	MS 5217		20	30	G	2.0-4.0

MATHEMATICS

Computing, Program in

A per-unit Instructional Enhancement Fee is assessed on most L&S undergraduate nontutorial classes. See the Miscellaneous Fees chart at <http://www.registrar.ucla.edu/fees/> for fee amounts. After the first week of classes, students may enroll in PIC classes only with permission to enroll obtained from the instructor.

10A	INTR TO PROGRAMMING	N	----- 157-050-201 157-050-202 157-050-203	LEC 1 DIS 1A DIS 1B DIS 1C			MWF TR TR TR	10:00-10:50A 10:00-10:50A 11:00-11:50A 11:00-11:50A	KNSY PV 1200B MS 5148 MS 5148 MS 5233	SHEEHAN, B.P.	90 30 30 30	33		5.0 0.0 0.0 0.0
			----- 157-050-211 157-050-212	LEC 2 DIS 2A DIS 2B			MWF TR TR	1:00-1:50P 1:00-1:50P 2:00-2:50P	MS 5200 MS 5148 MS 5148	SHEEHAN, B.P.	60 30 30	33		5.0 0.0 0.0
10B	INTRMDET PROGRAMMING	Y	----- 157-051-201 157-051-202	LEC 1 DIS 1A DIS 1B			MWF TR TR	10:00-10:50A 9:00-9:50A 10:00-10:50A	HAINES A25 MS 5148 MS 5233	BURHANUDDIN, I.	60 30 30	33		5.0 0.0 0.0
10C	ADVNCED PROGRAMMING	Y	----- 157-052-201	LEC 1 DIS 1A			MWF TR	11:00-11:50A 11:00-11:50A	MS 6627 MS 6201	WITTMAN, T.C.	30 30	04		5.0 0.0
20A	JAVA LANG-APPLICATN	Y	----- 157-102-201 157-102-202	LEC 1 DIS 1A DIS 1B			MWF TR TR	11:00-11:50A 12:00-12:50P 2:00-2:50P	MS 5217 MS 5148 MS 5233	OUELLETTE, K.R.	30 30 30	04		5.0 0.0 0.0
40A	INTRO-INTERNET PROG	Y	----- 157-166-201	LEC 1 DIS 1A			MWF TR	1:00-1:50P 1:00-1:50P	MS 5117 MS 5233	OUELLETTE, K.R.	30 30	06		5.0 0.0
187	VARIABLE TOPICS	N	----- 157-822-201	LEC 1 DIS 1A			MWF T	11:00-11:50A 11:00-11:50A	MS 7608 MS 7608	BURHANUDDIN, I.	15	04		4.0 0.0
PIC 187, lecture 1:														

Mathematics

A per-unit Instructional Enhancement Fee is assessed on most L&S undergraduate nontutorial classes. See the Miscellaneous Fees chart at <http://www.registrar.ucla.edu/fees/> for fee amounts. Information on the Mathematics Diagnostic Test is available at <http://www.math.ucla.edu/undergrad/diagnostic.html>. ADVANCED PLACEMENT CREDIT: For questions regarding Advanced Placement (AP) credit, see <http://www.math.ucla.edu/undergrad/apcredit.html>.

2	FINITE MATHEMATICS	N	----- 262-052-201 262-052-202 262-052-203 262-052-204 262-052-205 262-052-206	LEC 1 DIS 1A DIS 1B DIS 1C DIS 1D DIS 1E DIS 1F			MWF T R T T R	9:00-9:50A 9:00-9:50A 9:00-9:50A 9:00-9:50A 9:00-9:50A 9:00-9:50A	PAB 1425 MS 5127 MS 5127 BOELTER 5422 MS 5137 BOELTER 5264 BOELTER 5273	ROTHSCHILD, B.L.	180 30 30 30 30 30 30	02		4.0 0.0 0.0 0.0 0.0 0.0 0.0
3B	CALC LIFE SCI STDT	Y	----- 262-083-201 262-083-202 262-083-203 262-083-204 262-083-205 262-083-206 ----- 262-083-211 262-083-212 262-083-213 262-083-214 262-083-215 262-083-216	LEC 1 DIS 1A DIS 1B DIS 1C DIS 1D DIS 1E DIS 1F LEC 2 DIS 2A DIS 2B DIS 2C DIS 2D DIS 2E DIS 2F			MWF T R T R R MWF T R T R TBA R	9:00-9:50A 9:00-9:50A 9:00-9:50A 9:00-9:50A 9:00-9:50A 9:00-9:50A 9:00-9:50A 10:00-10:50A 10:00-10:50A 10:00-10:50A 10:00-10:50A 10:00-10:50A 10:00-10:50A 10:00-10:50A 10:00-10:50A	MOORE 100 MS 6229 MS 6229 BOELTER 9436 MS 5138 BOELTER 5273 BOELTER 5420 WGYOUNG CS76 BUNCHE 3150 MS 5138 BUNCHE 3170 MS 6229	BARBARO, A. RICHARDSON, C.L.	180 30 30 30 30 30 30 180 30 30 30 30 30 30	02 03		4.0 0.0 0.0 0.0 0.0 0.0 0.0 4.0 0.0 0.0 0.0 0.0 0.0 0.0
3C	PROB LIFE SCI STDT	Y	----- 262-089-201 262-089-202 262-089-203 262-089-204 262-089-205 262-089-206 ----- 262-089-211 262-089-212 262-089-213 262-089-214 262-089-215 262-089-216	LEC 1 DIS 1A DIS 1B DIS 1C DIS 1D DIS 1E DIS 1F LEC 2 DIS 2A DIS 2B DIS 2C DIS 2D DIS 2E DIS 2F			MWF T R T R T R MWF T R TBA R T TBA	9:00-9:50A 9:00-9:50A 9:00-9:50A 9:00-9:50A 9:00-9:50A 9:00-9:50A 9:00-9:50A 10:00-10:50A 10:00-10:50A 10:00-10:50A 10:00-10:50A 10:00-10:50A 10:00-10:50A 10:00-10:50A 10:00-10:50A	MS 4000A MS 5147 MS 5147 BOELTER 5420 MS 5117 BOELTER 5272 BOELTER 5436 BUNCHE 1209B MS 5127 MS 5147	WEISBART, D.E. CAPUTO, P.	180 30 30 30 30 30 30 180 30 30 30 30 30 30	33		4.0 0.0 0.0 0.0 0.0 0.0 0.0 4.0 0.0 0.0 0.0 0.0 0.0 0.0
31B	INTEGRTN&INF SERIES	Y	----- 262-186-201 262-186-202 262-186-203 262-186-204 262-186-205 262-186-206	LEC 1 DIS 1A DIS 1B DIS 1C DIS 1D DIS 1E DIS 1F			MWF TBA TBA TBA TBA TBA TBA	10:00-10:50A	MS 4000A	LIGGETT, T.M.	180 30 30 30 30 30 30	32		4.0 0.0 0.0 0.0 0.0 0.0 0.0
32A	CALC OF SEVRL VAR	Y	----- 262-206-201 262-206-202 262-206-203 262-206-204 262-206-205 262-206-206 ----- 262-206-211 262-206-212	LEC 1 DIS 1A DIS 1B DIS 1C DIS 1D DIS 1E DIS 1F LEC 2 DIS 2A DIS 2B			MWF T R T R T R MWF T R	12:00-12:50P 12:00-12:50P 12:00-12:50P 12:00-12:50P 12:00-12:50P 12:00-12:50P 12:00-12:50P 11:00-11:50A 11:00-11:50A 11:00-11:50A	BUNCHE 1209B MS 5117 MS 5118 MS 5118 MS 5127 MS 5137 MS 5138 DODD 147 MS 6229 MS 5138	FERNANDEZ, R.N. SONG, B.	180 30 30 30 30 30 30 180 30 30	05 04		4.0 0.0 0.0 0.0 0.0 0.0 0.0 4.0 0.0 0.0

CATALOG NUMBER	COURSE TITLE	ENF REQ IM	ID NUMBER	CLS TYP	SEC	FEE	DAYS	TIME	BUILDING/ ROOM	INSTRUCTOR	ENRL CAP	XC	CR TP	UNITS
			262-206-213	DIS	2C		T	11:00-11:50A	BUNCHE 3150		30			0.0
			262-206-214	DIS	2D		R	11:00-11:50A	FRANZ 2258A		30			0.0
			262-206-215	DIS	2E		TBA				30			0.0
			262-206-216	DIS	2F		TBA				30			0.0
			-----	LEC	3		MWF	1:00- 1:50P	MS 4000A	PARK, F.E.	180	06		4.0
			262-206-221	DIS	3A		T	1:00- 1:50P	MS 6229		30			0.0
			262-206-222	DIS	3B		R	1:00- 1:50P	MS 6229		30			0.0
			262-206-223	DIS	3C		T	1:00- 1:50P	MS 5118		30			0.0
			262-206-224	DIS	3D		R	1:00- 1:50P	MS 5147		30			0.0
			262-206-225	DIS	3E		T	1:00- 1:50P	MS 5138		30			0.0
			262-206-226	DIS	3F		R	1:00- 1:50P	BOELTER 5249		30			0.0
32B	CALC OF SEVRL VAR	Y	-----	LEC	1		MWF	9:00- 9:50A	ROLFE 1200	KILLIP, R.B.	180	02		4.0
			262-211-201	DIS	1A		T	9:00- 9:50A	MS 5118		30			0.0
			262-211-202	DIS	1B		R	9:00- 9:50A	BOELTER 5264		30			0.0
			262-211-203	DIS	1C		T	9:00- 9:50A	BOELTER 5419		30			0.0
			262-211-204	DIS	1D		R	9:00- 9:50A	BOELTER 9436		30			0.0
			262-211-205	DIS	1E		T	9:00- 9:50A	ROYCE 148		30			0.0
			262-211-206	DIS	1F		R	9:00- 9:50A	BOELTER 5422		30			0.0
			-----	LEC	2		MWF	11:00-11:50A	MOORE 100	RADKO, O.V.	180	04		4.0
			262-211-211	DIS	2A		T	11:00-11:50A	MS 5127		30			0.0
			262-211-212	DIS	2B		R	11:00-11:50A	MS 5127		30			0.0
			262-211-213	DIS	2C		TBA				30			0.0
			262-211-214	DIS	2D		TBA				30			0.0
			262-211-215	DIS	2E		TBA				30			0.0
			262-211-216	DIS	2F		TBA				30			0.0
33A	LINEAR ALGBRA&APPLS	Y	-----	LEC	1		MWF	8:00- 8:50A	WGYOUNG CS76	MARTIN, C.I.	180	01		4.0
			262-221-201	DIS	1A		T	8:00- 8:50A	MS 5138		30			0.0
			262-221-202	DIS	1B		R	8:00- 8:50A	MS 5138		30			0.0
			262-221-203	DIS	1C		T	8:00- 8:50A	MS 6229		30			0.0
			262-221-204	DIS	1D		R	8:00- 8:50A	MS 6229		30			0.0
			262-221-205	DIS	1E		T	8:00- 8:50A	MS 5127		30			0.0
			262-221-206	DIS	1F		R	8:00- 8:50A	MS 5127		30			0.0
			-----	LEC	2		MWF	1:00- 1:50P	WGYOUNG CS76	LAUB, A.J.	180	06		4.0
			262-221-211	DIS	2A		T	1:00- 1:50P	MS 5127		30			0.0
			262-221-212	DIS	2B		R	1:00- 1:50P	MS 5127		30			0.0
			262-221-213	DIS	2C		T	1:00- 1:50P	MS 5117		30			0.0
			262-221-214	DIS	2D		R	1:00- 1:50P	MS 5117		30			0.0
			262-221-215	DIS	2E		T	1:00- 1:50P	MS 5128		30			0.0
			262-221-216	DIS	2F		R	1:00- 1:50P	BOELTER 5273		30			0.0
			-----	LEC	4		MWF	12:00-12:50P	MS 5147		30	05		4.0
33B	DIFFERNTL EQUATIONS	Y	262-221-231	DIS	4A		T	12:00-12:50P	MS 5147		30			0.0
			-----	LEC	1		MWF	8:00- 8:50A	MS 4000A	KUCHERENKO, T.	180	01		4.0
			262-223-201	DIS	1A		T	8:00- 8:50A	MS 5147		30			0.0
			262-223-202	DIS	1B		R	8:00- 8:50A	MS 5147		30			0.0
			262-223-203	DIS	1C		T	8:00- 8:50A	MS 5117		30			0.0
			262-223-204	DIS	1D		R	8:00- 8:50A	MS 5117		30			0.0
			262-223-205	DIS	1E		T	8:00- 8:50A	MS 5137		30			0.0
			262-223-206	DIS	1F		R	8:00- 8:50A	MS 5137		30			0.0
			-----	LEC	2		MWF	11:00-11:50A	HAINES 39	SZLAM, A.D.	180	04		4.0
			262-223-211	DIS	2A		T	11:00-11:50A	MS 5147		30			0.0
			262-223-212	DIS	2B		TBA				30			0.0
			262-223-213	DIS	2C		TBA				30			0.0
			262-223-214	DIS	2D		TBA				30			0.0
			262-223-215	DIS	2E		TBA				30			0.0
			262-223-216	DIS	2F		TBA				30			0.0
61	DISCRETE STRUCTURES	Y	-----	LEC	1		MWF	2:00- 2:50P	MS 5200	ENDERTON, H.B.	60	07		4.0
			262-268-201	DIS	1A		T	2:00- 2:50P	MS 6229		30			0.0
			262-268-202	DIS	1B		R	2:00- 2:50P	MS 6229		30			0.0
71SL	ELMNTY SCHOOL MATH	N	262-270-200	SEM	1		M	4:00- 5:30P	FRANZ 2288	ROTHSCHILD, B.L.	20	30	PN	2.0
			-----	SEM	2		W	4:00- 5:30P	PUB AFF 1278	ROTHSCHILD, B.L.	20	30	PN	2.0
72SL	MIDDLE SCHOOL MATH	N	262-271-200	SEM	1		W	4:00- 5:30P	MS 6201	ROTHSCHILD, B.L.	20	30	PN	2.0
98XA	PEERS COLLAB WRKSHP	N	262-290-200	LAB	1		MW	3:00- 4:30P	WGYOUNG	PETERSEN, P.	10	30	PN	1.0
			-----	LAB	2		MW	3:00- 4:30P	MS 3974		10	30	PN	1.0
98XB	PEERS COLLAB WRKSHP	N	262-291-200	LAB	1		TR	3:00- 4:30P	MS 3974	PETERSEN, P.	10	30	PN	1.0
103C	MATH INSTRUCTION	Y	262-316-200	SEM	1		M	4:00- 5:50P	MS 6201	HAKANSSON, S.W.	20	08	PN	2.0
105C	PEDAGOGY-SCNDRY MTH	Y	262-332-200	LEC	1		TR	3:00- 4:50P	MS 6201	ROTHSCHILD, B.L.	20	30	G	4.0
110C	ALGEBRA	Y	-----	LEC	1		MWF	2:00- 2:50P	MS 6201	ELMAN, R.S.	25	07		4.0
			262-358-201	DIS	1A		R	2:00- 2:50P	MS 6201		25			0.0
111	THEORY OF NUMBERS	Y	-----	LEC	1		MWF	11:00-11:50A	MS 6229	SHALOM, Y.	35	04		4.0
			262-371-201	DIS	1A		R	11:00-11:50A	MS 6229		35			0.0
114L	MATHEMATICAL LOGIC	Y	-----	LEC	1		MWF	9:00- 9:50A	MS 6201	TOWNSNER, H.	35	02		4.0
			262-384-201	DIS	1A		R	9:00- 9:50A	MS 6201		35			0.0
115A	LINEAR ALGEBRA	Y	-----	LEC	1		MWF	10:00-10:50A	MS 5137	SONG, B.	35	03		5.0
			262-398-201	DIS	1A		TR	10:00-10:50A	MS 5137		35			0.0
			-----	LEC	2		MWF	11:00-11:50A	MS 5137	ZHANG, X.	35	04		5.0
			262-398-211	DIS	2A		TR	11:00-11:50A	MS 5137		35			0.0
			-----	LEC	3		MWF	1:00- 1:50P	MS 5137	DUKE, W.D.	35	06		5.0
			262-398-221	DIS	3A		TR	1:00- 1:50P	MS 5137		35			0.0
115AH	LINEAR ALGEBRA-HNRS	Y	-----	LEC	1		MWF	11:00-11:50A	MS 5117	GIESEKER, D.	35	04		5.0
			-----	SEM	1									
			262-395-201	DIS	1A		TR	11:00-11:50A	MS 5117		35			0.0
117	ALGEBRA-APPLICATNS	Y	-----	LEC	1		MWF	11:00-11:50A	MS 5148	ENDERTON, H.B.	35	04		4.0
			262-400-201	DIS	1A		R	11:00-11:50A	MS 5118		35			0.0

CATALOG NUMBER	COURSE TITLE	ENF REQ IM	ID NUMBER	CLS TYP	SEC	FEE	DAYS	TIME	BUILDING/ ROOM	INSTRUCTOR	ENRL CAP	XC	CR TP	UNITS
120B	DIFFERENTIAL GEOM	Y	----- 262-408-201	LEC 1 DIS 1A			MWF R	1:00-1:50P 1:00-1:50P	MS MS	5118 5118	35 35	06		4.0 0.0
121	INTRO TO TOPOLOGY	Y	----- 262-413-201	LEC 1 DIS 1A			MWF T	12:00-12:50P 12:00-12:50P	MS MS	6201 6201	25 25	05		4.0 0.0
123	FNDATNS OF GEOMETRY	Y	----- 262-420-201	LEC 1 DIS 1A			MWF T	9:00-9:50A 9:00-9:50A	MS MS	7608 7608	35 35	02		4.0 0.0
131A	ANALYSIS	Y	----- 262-447-201	LEC 1 DIS 1A			MWF T	10:00-10:50A 10:00-10:50A	MS MS	5147 5147	35 35	03		4.0 0.0
			----- 262-447-211	LEC 2 DIS 2A			MWF T	1:00-1:50P 1:00-1:50P	MS MS	5147 5147	35 35	06		4.0 0.0
			----- 262-447-221	LEC 3 DIS 3A			MWF R	2:00-2:50P 2:00-2:50P	MS MS	5147 5147	30 30	07		4.0 0.0
131B	ANALYSIS	Y	----- 262-457-201	LEC 1 DIS 1A			MWF R	11:00-11:50A 11:00-11:50A	MS MS	5147 5147	35 35	04		4.0 0.0
131C	TOPICS IN ANALYSIS	Y	----- 262-460-201	LEC 1 DIS 1A			MWF T	11:00-11:50A 11:00-11:50A	MS MS	5118 5118	35 35	04		4.0 0.0
132	CMPLX ANLY-APLICNTS	Y	----- 262-469-201	LEC 1 DIS 1A			MWF R	9:00-9:50A 9:00-9:50A	MS MS	5118 5118	35 35	02		4.0 0.0
			----- 262-469-211	LEC 2 DIS 2A			MWF T	11:00-11:50A 11:00-11:50A	MS MS	5138 5138	35 35	04		4.0 0.0
			----- 262-469-221	LEC 3 DIS 3A			MWF T	12:00-12:50P 12:00-12:50P	MS MS	5138 5138	35 35	05		4.0 0.0
133	INTRO-FOURIER ANLYS	Y	----- 262-474-201	LEC 1 DIS 1A			MWF T	9:00-9:50A 9:00-9:50A	MS MS	5138 5138	30 30	02		4.0 0.0
134	SYSTMS-DIFFNTL EQTN	Y	----- 262-503-201	LEC 1 DIS 1A			MWF T	10:00-10:50A 10:00-10:50A	MS MS	5138 5138	35 35	03		4.0 0.0
			----- 262-503-211	LEC 2 DIS 2A			MWF R	1:00-1:50P 1:00-1:50P	MS MS	5138 5138	35 35	06		4.0 0.0
135	ORDNRY DFRNTL EQTNS	Y	----- 262-508-201	LEC 1 DIS 1A			MWF T	9:00-9:50A 9:00-9:50A	MS MS	5137 5137	35 35	02		4.0 0.0
136	PARTL DFRNTL EQTNS	Y	----- 262-488-201	LEC 1 DIS 1A			MWF R	10:00-10:50A 10:00-10:50A	MS MS	5118 5118	35 35	03		4.0 0.0
142	MATHEMCL MODELING	Y	----- 262-513-201	LEC 1 DIS 1A			MWF T	2:00-2:50P 2:00-2:50P	MS MS	5118 5118	35 35	07		4.0 0.0
151A	APPLD NUMRCL MTHDS	Y	----- 262-564-201	LEC 1 DIS 1A			MWF T	10:00-10:50A 10:00-10:50A	MS MS	6229 6229	35 35	03	G	4.0 0.0
151B	APPLD NUMRCL MTHDS	Y	----- 262-565-201	LEC 1 DIS 1A			MWF R	10:00-10:50A 10:00-10:50A	MS MS	5127 5127	35 35	03	G	4.0 0.0
164	OPTIMIZATION	Y	----- 262-629-201	LEC 1 DIS 1A			MWF T	12:00-12:50P 12:00-12:50P	MS MS	5127 5127	35 35	05		4.0 0.0
167	MATH GAME THEORY	Y	----- 262-646-201	LEC 1 DIS 1A			MWF T	10:00-10:50A 10:00-10:50A	MS MS	5117 5117	35 35	03		4.0 0.0
170A	PROBABILITY THEORY	Y	----- 262-660-201	LEC 1 DIS 1A			MWF R	12:00-12:50P 12:00-12:50P	MS MS	5117 5117	35 35	05		4.0 0.0
170B	PROBABILITY THEORY	Y	----- 262-661-201	LEC 1 DIS 1A			MWF T	9:00-9:50A 9:00-9:50A	MS MS	5117 5117	35 35	02		4.0 0.0
171	STOCHASTC PROCESSES	Y	----- 262-662-201	LEC 1 DIS 1A			MWF R	10:00-10:50A 10:00-10:50A	MS MS	5148 5217	35 35	03		4.0 0.0
180	COMBINATORICS	Y	----- 262-780-201	LEC 1 DIS 1A			MWF T	12:00-12:50P 12:00-12:50P	MS MS	6229 6229	35 35	05		4.0 0.0
191	VARIABLE TOPICS	N	262-847-200	LEC 1			MWF	2:00-2:50P	MS	5127	20	30		4.0
	Math 191, lecture 1:		262-847-201	LEC 2			MWF	12:00-12:50P	MS	5118	20	30		4.0
205C	NUMBER THEORY	N	662-015-200	LEC 1			MW	2:00-3:15P	MS	5217	20	07		4.0
210C	ALGEBRA	N	----- 662-027-201	LEC 1 DIS 1A			MWF T	1:00-1:50P 1:00-1:50P	MS MS	5127 5217	40 40	30		4.0 0.0
214B	INTR-ALGEBRAIC GEOM	N	662-043-200	LEC 1			MWF	10:00-10:50A	MS	7608	35	03		4.0
220C	MATHEMATICAL LOGIC	Y	662-058-200	LEC 1			MW	3:30-4:45P	MS	5137	20	08		4.0
223M	TOPICS-MODEL THEORY	N	662-138-200	LEC 1			MWF	2:00-2:50P	MS	7608	20	07		4.0
225C	ALGEBRAIC TOPOLOGY	N	----- 662-153-201	LEC 1 DIS 1A			MWF R	12:00-12:50P 12:00-12:50P	MS MS	5217 5217	20 20	05		4.0 0.0
237	ALGEBRAIC TOPOLOGY	N	662-179-200	LEC 1			MWF	11:00-11:50A	MS	5127	20	04		4.0
245C	REAL ANALYSIS	N	662-193-200	LEC 1			MWF	10:00-10:50A	MS	5217	30	30		4.0
246A	COMPLEX ANALYSIS	N	----- 662-196-201	LEC 1 DIS 1A			MWF R	12:00-12:50P 12:00-12:50P	MS MS	5137 5137	40 40	05		4.0 0.0
251B	TOPC-PARTL DIFF EQN	N	662-244-200	LEC 1			MWF	2:00-2:50P	MS	6229	20	07		4.0
255C	TOPCS-FUNCTN ANALYS	N	662-266-200	LEC 1			MWF	2:00-2:50P	MS	5117	20	07		4.0
259B	OPER ALG-HILB SPACE	N	662-285-200	LEC 1			MWF	1:00-1:50P	MS	6229	40	30		4.0
266C	APPL PART DIF EQUAT	N	662-328-200	LEC 1			MWF	10:00-10:50A	MS	6201	25	03		4.0
269C	ADV NUMERICAL ANLY	Y	662-354-200	LEC 1			MWF	11:00-11:50A	MS	5233	30	30		4.0
270C	MATH-SCNTFC CMPUTNG	N	662-358-200	LEC 1			MWF	1:00-1:50P	MS	6201	30	06		4.0
272B	MATH-FLUID MECHANCS	N	662-348-200	LEC 1			MWF	1:00-1:50P	MS	7608	20	06		4.0
275C	STOCHASTC PROCESSES	N	662-388-200	LEC 1			MWF	12:00-12:50P	MS	7608	20	05		4.0

CATALOG NUMBER	COURSE TITLE	ENF REQ IM	ID NUMBER	CLS TYP	SEC	FEE	DAYS	TIME	BUILDING/ ROOM	INSTRUCTOR	ENRL CAP	XC	CR TP	UNITS
285B	SEM-NUMBER THEORY	N	662-442-200	SEM 1			MW	3:30- 4:45P	MS 5148	KHARE, C.	20	30		4.0
			RESTRICT: GRADUATE STUDENTS											
285C	SEMINAR IN ALGEBRA	N	662-445-200	SEM 1			MWF	11:00-11:50A	MS 6221	HAESEMEYER, C.	20	30		4.0
			RESTRICT: GRADUATE STUDENTS											
285G	SEMINAR IN ANALYSIS	N	662-457-200	SEM 1			MWF	11:00-11:50A	MS 6201	GARNETT, J.B.	20	04		4.0
			RESTRICT: GRADUATE STUDENTS											
285J	SEM-APPLIED MATH	N	662-466-200	SEM 1			MWF	1:00- 1:50P	MS 6627	BERTOZZI, A.	20	30		4.0
			RESTRICT: GRADUATE STUDENTS											
290B	NUMBER THEORY	N	662-541-200	SEM 1			W	6:00- 7:20P	MS 6221	BLASIUS, D.M.	10	30	SU	4.0
			RESTRICT: GRADUATE STUDENTS											
			662-541-201	SEM 2			W	3:30- 4:50P	MS 5127	HIDA, H.	10	30	SU	4.0
			RESTRICT: GRADUATE STUDENTS											
290C	ALGEBRA	N	662-542-200	SEM 1			W	1:00- 2:50P	MS 6118	VARADARAJAN, V.S.	10	30	SU	4.0
			RESTRICT: GRADUATE STUDENTS											
			662-542-201	SEM 2			W	4:00- 5:50P	MS 7608	BALMER, P.	20	30	SU	4.0
			RESTRICT: GRADUATE STUDENTS											
			662-542-230	SEM 3			M	4:00- 5:50P	MS 7608	MERKURJEV, A.S.	10	30	SU	4.0
			RESTRICT: GRADUATE STUDENTS											
290E	GEOMETRY	N	662-544-200	SEM 1			MW	12:00-12:50P	MS 5148	LIU, K.	20	30	SU	4.0
			RESTRICT: GRADUATE STUDENTS											
			662-544-210	SEM 2			T	10:00-11:50A	MS 6221	PETERSEN, P.	10	30	SU	4.0
			RESTRICT: GRADUATE STUDENTS											
290F	TOPOLOGY	N	662-545-200	SEM 1			W	3:00- 4:50P	MS 6221	BROWN, R.F.	10	30	SU	4.0
			RESTRICT: GRADUATE STUDENTS											
290G	ANALYSIS	N	662-546-200	SEM 1			T	3:00- 5:30P	MS 6221	THIELE, C.M.	20	30	SU	4.0
			RESTRICT: GRADUATE STUDENTS											
			662-546-201	SEM 2			R	2:00- 2:50P	MS 6627	KHITRIK, M.	20	30	SU	4.0
			RESTRICT: GRADUATE STUDENTS											
290I	FUNCTIONAL ANALYSIS	N	662-548-200	SEM 1			T	1:00- 2:50P	MS 6221	SHLYAKHTENKO, D.Y.	30	30	SU	4.0
			RESTRICT: GRADUATE STUDENTS											
			662-548-201	SEM 2			M	4:00- 4:50P	MS 6229	POPA, S.	20	30	SU	4.0
			RESTRICT: GRADUATE STUDENTS											
290J	APPLIED MATHEMATICS	N	662-549-200	SEM 1			R	2:00- 3:30P	MS 7629	BERTOZZI, A.	20	30	SU	4.0
			RESTRICT: GRADUATE STUDENTS											
			662-549-201	SEM 2			R	12:00-12:50P	MS 6201	VESE, L.A.	20	30	SU	4.0
			RESTRICT: GRADUATE STUDENTS											
			662-549-202	SEM 3			R	1:30- 2:50P	MS 7608	SUDAKOV, B.	10	30	SU	4.0
			RESTRICT: GRADUATE STUDENTS											
296B	SEM-NUMBER THEORY	N	662-561-200	SEM 1			MW	12:00- 1:15P	MS 6221	BLASIUS, D.M.	10	30	SU	1.0
			RESTRICT: GRADUATE STUDENTS											
296D	SEM-LOGIC	N	662-563-200	SEM 1			F	2:00- 3:30P	MS 5217	NEEMAN, I.	15	30	SU	1.0
			RESTRICT: GRADUATE STUDENTS											
296G	SEM-ANALYSIS	N	662-566-200	SEM 1			F	3:00- 4:50P	MS 6221	KHITRIK, M.	10	30	SU	1.0
			RESTRICT: GRADUATE STUDENTS											
296I	SEM-FUNCTNL ANALYSIS	N	662-568-200	SEM 1			W	4:00- 4:50P	MS 6627	POPA, S.	10	30	SU	1.0
			RESTRICT: GRADUATE STUDENTS											
296J	SEM-APPLIED MATH	N	662-569-200	SEM 1			F	4:00- 4:50P	MS 6229	VESE, L.A.	15	30	SU	1.0
			RESTRICT: GRADUATE STUDENTS											
			662-569-201	SEM 2			R	3:00- 4:50P	PORTOLA 1180	CHAN, T.F.	10	30	SU	1.0
			RESTRICT: GRADUATE STUDENTS											
			662-569-202	SEM 3			W	4:00- 4:50P	MS 6229	CAFLISCH, R.E.	25	30	SU	1.0
			RESTRICT: GRADUATE STUDENTS											
296K	SEM-PROBABILITY	N	662-570-200	SEM 1			W	4:00- 4:50P	MS 5233	RICHTHAMMER, T.	10	30	SU	1.0
			RESTRICT: GRADUATE STUDENTS											

MECHANICAL AND AEROSPACE ENGINEERING

A per-unit Instructional Enhancement Fee is assessed on HSSEAS undergraduate nontutorial classes and HSSEAS graduate nontutorial classes taught concurrently with undergraduate classes. See the Miscellaneous Fees chart at <http://www.registrar.ucla.edu/fees/> for fee amounts. Students who enroll in upper division HSSEAS courses without completing the requisites are subject to disenrollment after the second class meeting. If necessary, consult an HSSEAS counselor in 6426 Boelter Hall.

94	CMPTR AID DSGN&DRFT	N	-----	LEC 1			T	10:00-11:50A	ENGR IV 38138A		45	13	G	4.0
			RESTRICT: ALL UG ENGINEERING MAJORS											
			210-282-201	LAB 1A			F	8:00-11:50A	ENGR IV 38138A		45			0.0
101	STTCS&STRNGTH-MTRLS	Y	-----	LEC 1			MW	4:00- 5:50P	BOELTER 5249	GUPTA, V.	70	09	G	4.0
			RESTRICT: ALL UG ENGINEERING MAJORS											
			210-306-201	DIS 1A			R	4:00- 5:50P	PAB 1434A		70			0.0
102	DYNNM-PART&RIGID BOD	Y	-----	LEC 1			TR	4:00- 5:50P	FRANZ 2258A	CHATTERJEE, A.K.	80	16	G	4.0
			RESTRICT: ALL UG ENGINEERING MAJORS											
			210-312-201	DIS 1A			F	12:00- 1:50P	HUMANTS A65		90			0.0
103	ELEM FLUID MECHANIC	Y	-----	LEC 1			TR	10:00-11:50A	HUMANTS A65		100	13	G	4.0
			RESTRICT: ALL UG ENGINEERING MAJORS											
			210-318-201	DIS 1A			F	2:00- 3:50P	BOELTER 2760		50			0.0
			210-318-202	DIS 1B			F	10:00-11:50A	BOTANY 325		50			0.0
105A	INT-ENGR THERMODYNC	Y	-----	LEC 1			MW	10:00-11:50A	BROAD 2160E		100	03	G	4.0
			RESTRICT: ALL UG ENGINEERING MAJORS											
			210-330-201	DIS 1A			F	8:00- 9:50A	BOELTER 2760		50			0.0
			210-330-202	DIS 1B			F	12:00- 1:50P	BOELTER 5440		50			0.0
105D	TRANSPORT PHENOMENA	Y	-----	LEC 1			TR	2:00- 3:50P	KNSY PV 1200B	ABDOU, M.A.	70	15	G	4.0
			RESTRICT: ALL UG ENGINEERING MAJORS											
			210-333-201	DIS 1A			F	2:00- 3:50P	BOELTER 5249		70			0.0
107	DYNAMIC SYSTEMS	Y	-----	LEC 1			MW	2:00- 3:50P	BOELTER 2760	IDAN, M.	60	07	G	4.0
			RESTRICT: ALL UG ENGINEERING MAJORS											
			210-342-201	DIS 1A			TBA				60			0.0
			210-342-211	LAB M1			T	8:00- 9:50A	ENGR IV 43116		15			0.0
			210-342-212	LAB M2			R	8:00- 9:50A	ENGR IV 43116		15			0.0
			210-342-213	LAB M3			T	10:00-11:50A	ENGR IV 43116		15			0.0
			210-342-214	LAB M4			R	10:00-11:50A	ENGR IV 43116		15			0.0
C132A	MASS TRANSFER	Y	-----	LEC 1			TR	8:00- 9:50A	BOELTER 5440	MILLS, A.F.	20	11	G	4.0
			RESTRICT: ALL UG ENGINEERING MAJORS											
133A	ENGR THERMODYNAMICS	Y	-----	LEC 1			TR	4:00- 5:50P	HUMANTS 169	AMAR, R.C.	60	16	G	4.0
			RESTRICT: ALL UG ENGINEERING MAJORS											
			210-498-201	DIS 1A			F	8:00- 9:50A	BOELTER 5249		60			0.0

132 / MECHANICAL AND AEROSPACE ENGINEERING

Spring 2009

CATALOG NUMBER	COURSE TITLE	ENF REQ IM	ID NUMBER	CLS TYP	SEC	FEE	DAYS	TIME	BUILDING/ ROOM	INSTRUCTOR	ENRL CAP	XC	CR TP	UNITS
150B	AERODYNAMICS	Y	-----	LEC 1			TR	4:00- 5:50P	BOELTER 5440		50	16	G	4.0
			RESTRICT: ALL UG ENGINEERING MAJORS											
			210-601-201	DIS 1A			W	8:00- 9:50A	BOELTER 2760		50			0.0
C150G	FLUID DNMC-BIOL SYS	Y	210-607-200	LEC 1			MW	2:00- 3:50P	HUMANTS 169		20	07	G	4.0
150R	ROCKET PRPLSN SYSTEM	Y	-----	LEC 1			MW	8:00- 9:50A	BOELTER 5249	WIRZ, R.E.	30	01	G	4.0
			RESTRICT: ALL UG ENGINEERING MAJORS											
			210-606-201	DIS 1A			F	9:00- 9:50A	BOELTER 2444		30			0.0
154B	DSGN-AEROSPC E STRUC	Y	210-625-201	LEC 1			MW	10:00-11:50A	BOELTER 5272	TOOHEY, D.M.	25	03	G	4.0
			RESTRICT: ALL UG ENGINEERING MAJORS											
			210-625-202	LEC 2			TR	4:00- 5:50P	BOELTER 9436		25	16	G	4.0
156A	ADV STRNGTH-MATERLS	Y	-----	LEC 1			MW	12:00- 1:50P	BOELTER 5249	MAL, A.K.	65	05	G	4.0
			RESTRICT: ALL UG ENGINEERING MAJORS											
			210-638-201	DIS 1A			R	12:00- 1:50P	PAB 1425		65			0.0
157	BASIC MECH ENGR LAB	Y	210-642-201	LAB 1			TR	2:00- 5:50P	ENGR IV 43116	GHONIEM, N.M.	0	15	G	4.0
			RESTRICT: ALL UG ENGINEERING MAJORS											
			210-642-202	LAB 2			MW	2:00- 5:50P	ENGR IV 43116		0	07	G	4.0
157A	FLUID MECH&AERO LAB	Y	210-643-201	LAB 1			TR	12:00- 3:50P	ENGR IV 15139	KAVEHPOUR, H.P.	0	14	G	4.0
			RESTRICT: ALL UG ENGINEERING MAJORS											
			210-643-202	LAB 2			MW	12:00- 3:50P	ENGR IV 15139	KAVEHPOUR, H.P.	0	05	G	4.0
161C	SPACECRAFT DESIGN	Y	210-668-200	LEC 1			MW	4:00- 5:50P	BOELTER 9436		25	09	G	4.0
162A	INT-MCHNMS&MECH SYS	Y	-----	LEC 1			TR	10:00-11:50A	BOELTER 5249		60	13	G	4.0
			RESTRICT: ALL UG ENGINEERING MAJORS											
			210-672-201	DIS 1A			F	12:00- 1:50P	BOELTER 2444		60			0.0
162C	ELECMECH SSTMS DSGN	Y	-----	LEC 1			M	8:00-11:50A	ENGR IV 38138	RUOFF, C.F.	0	01	G	4.0
			RESTRICT: ALL UG ENGINEERING MAJORS											
			210-674-201	LAB 1A			W	8:00-11:50A	ENGR IV 38138		0			0.0
162M	SENR MECH ENGR DSGN	Y	210-677-201	LEC 1			M	2:00- 5:50P	ENGR IV 38138	SHAEFER, R.S.	25	08	G	4.0
			RESTRICT: CYBERNETICS, UNDERGRAD ENGINEERING											
			210-677-202	LEC 2			W	2:00- 5:50P	ENGR IV 38138	MARNER, W.J.	25	09	G	4.0
			RESTRICT: CYBERNETICS, UNDERGRAD ENGINEERING											
			210-677-203	LEC 3			R	2:00- 5:50P	ENGR IV 38138	CATTON, I.	25	16	G	4.0
M168	FINITE ELEMNT MTHDS	Y	-----	LEC 1			MW	2:00- 3:50P	GEOLOGY 3656	KLUG, W.S.	50	07	G	4.0
			RESTRICT: CYBERNETICS, UNDERGRAD ENGINEERING											
			SAME AS : C&EE M135C											
			RESTRICT: ALL UG ENGINEERING MAJORS											
			210-709-201	DIS 1A			F	2:00- 2:50P	BOELTER 3760		25			0.0
			210-709-202	DIS 1B			F	3:00- 3:50P	BOELTER 3760		25			0.0
171A	DYNAM SYS CNTRL I	Y	-----	LEC 1			MW	4:00- 5:50P	WGYOUNG 2200	SPEYER, J.L.	50	09	G	4.0
			RESTRICT: ALL UG ENGINEERING MAJORS											
			210-726-201	DIS 1A			F	2:00- 3:50P	FRANZ 2258A		50			0.0
171B	DGTL CNTRL-PHYS SSTM	Y	210-727-280	LEC 80			UNSCHE			TSAO, T.	0	30	G	4.0
			RESTRICT: ON-LINE MASTERS PROGRAM											
182A	MATHEMATICS OF ENGR	Y	-----	LEC 1			MW	12:00- 1:50P	HAINES 220		100	05	G	4.0
			RESTRICT: ALL UG ENGINEERING MAJORS											
			210-792-201	DIS 1A			R	12:00- 1:50P	MS 5200		50			0.0
			210-792-202	DIS 1B			F	10:00-11:50A	BOELTER 2760		50			0.0
182B	MATHEMATICS OF ENGR	Y	-----	LEC 1			TR	8:00- 9:50A	BOELTER 5249	MURPHY, W.D.	50	11	G	4.0
			RESTRICT: ALL UG ENGINEERING MAJORS											
			210-793-201	DIS 1A			F	10:00-10:50A	KAUFMAN 101		50			0.0
183	MANUFACTR PROCESSES	Y	-----	LEC 1			M	10:00-11:50A	HAINES A44	KIM, C.	50	01	G	4.0
			RESTRICT: ALL UG ENGINEERING MAJORS				W	10:00-10:50A	BOELTER 5440					
			210-800-201	LAB 1A			W	11:00-12:50P	ENGR IV 33146		50			0.0
C187L	NANOSCALE LAB	N	-----	LEC 1			T	2:00- 3:50P	BOELTER 9436	CHEN, Y.	5	15	G	4.0
			RESTRICT: ALL UG ENGINEERING MAJORS											
			210-824-201	LAB 1A			F	9:00-11:50A	ENGR IV 14124		5			0.0- 0.0
231G	MICRO ENERGY TRANSP	N	610-192-200	LEC 1			TR	4:00- 5:50P	BOELTER 4283		25	16	G	4.0
			RESTRICT: GRADUATE STUDENTS											
C232A	MASS TRANSFER	N	610-194-200	LEC 1			TR	8:00- 9:50A	BOELTER 5440	MILLS, A.F.	20	11	G	4.0
			RESTRICT: GRADUATE STUDENTS											
239H	FUSN PHYS&ENGR&TECH	N	610-239-201	SEM 1			TR	12:00- 1:50P	BOELTER 4283		20	14	SU	2.0- 4.0
250C	COMPRESSIBLE FLOWS	N	610-302-200	LEC 1			MW	2:00- 3:50P	BOELTER 5272	THE STAFF	20	07	G	4.0
			RESTRICT: GRADUATE STUDENTS											
250E	SPCTRL-FLUID DYNMCS	N	610-304-200	LEC 1			TR	10:00-11:50A	BOELTER 4283		15	13	G	4.0
C250G	FLUID DNMC-BIOL SYS	Y	610-307-200	LEC 1			MW	2:00- 3:50P	HUMANTS 169		15	07	G	4.0
255A	ADVANCED DYNAMICS	N	610-330-200	LEC 1			TR	4:00- 5:50P	BOELTER 4413	KINSEY, R.J.	20	16	G	4.0
			RESTRICT: GRADUATE STUDENTS											
M256C	PLASTICITY	N	610-338-200	LEC 1			TBA				15	20	G	4.0
			SAME AS : C&EE M230C											
			RESTRICT: GRADUATE STUDENTS											
256F	ANALYTCL FRACT MECH	Y	610-341-200	LEC 1			MW	12:00- 1:50P	BOELTER 4283		15	05	G	4.0
			RESTRICT: GRADUATE STUDENTS											
M257A	ELASTODYNAMICS	N	610-342-200	LEC 1			MW	10:00-11:50A	BUNCHE 3157		5	03	G	4.0
			SAME AS : E&S SCI M224A											
262	INTLGTN MATRL SYSTEM	N	610-372-200	LEC 1			TR	12:00- 1:50P	BOELTER 4413	CARMAN, G.P.	10	14	G	4.0
			RESTRICT: GRADUATE STUDENTS											
M269A	DYNAMICS-STRUCTURES	N	610-414-280	LEC 80			UNSCHE			JU, J.	0	30	G	4.0
			SAME AS : C&EE M237A											
			RESTRICT: ON-LINE MASTERS PROGRAM											
M270C	OPTIMAL CONTROL	N	610-423-200	LEC 1			TR	2:00- 3:50P	BOELTER 5273		0	15	G	4.0
			SAME AS : CH ENGR M280C, EL ENGR M240C											
275A	SYSTEM IDENTIFICATN	N	610-450-200	LEC 1			TR	12:00- 1:50P	BOELTER 5422		25	14	G	4.0
M282	MEMS PHYSICS&DESIGN	N	610-493-200	LEC 1			MW	2:00- 3:50P	BOELTER 3400	CHIOU, P.	10	07	G	4.0
			SAME AS : BIOMED M252, EL ENGR M252											
			RESTRICT: GRADUATE STUDENTS											
C287L	NANOSCALE LAB	N	-----	LEC 1			T	2:00- 3:50P	BOELTER 9436	YANG, D.C.	10	15	G	4.0
			RESTRICT: GRADUATE STUDENTS											
			610-524-201	LAB 1A			F	9:00-11:50A	ENGR IV 14124		10			0.0- 0.0
296A	MATRLS-MECHNCL DSGN	N	610-576-200	LEC 1			MW	10:00-11:50A	PUB AFF 1256		25	03	G	4.0

CATALOG NUMBER	COURSE TITLE	ENF REQ IM	ID NUMBER	CLS TYP	SEC	FEE	DAYS	TIME	BUILDING/ ROOM	INSTRUCTOR	ENRL CAP	XC	CR TP	UNITS	
297	COMPOSITES MNFCTRNG	N	610-582-200	LEC	1		MW	8:00- 9:50A	BOELTER 9436	HAHN, H.T.	25	01	G	4.0	
				RESTRIC: GRADUATE STUDENTS											
			610-582-280	LEC	80			UNSCHE		HAHN, H.T.	0	30	G	4.0	
				RESTRIC: ON-LINE MASTERS PROGRAM											
M299A	SYST&DYNAMCS&CONTRL	N	610-594-200	SEM	1		F	3:00- 5:50P	MS 7608	CHRISTOFIDES, P.D.	5	07	SU	2.0	
				SAME AS : CH ENGR M297, EL ENGR M248S											
				RESTRIC: GRADUATE STUDENTS											

MEDICINE

19	FIAT LUX FRSHMN SEM	N	264-057-200	SEM	1		TBA			PARKER, N.H.	20	30	PN	1.0	
				RESTRIC: FIRST-YEAR FRESHMAN											
	Medicine 19, seminar 1: Magic of Medicine														
M160B	AT-RISK POPULATIONS	Y	264-662-200	LEC	1		W	2:00- 3:50P	HLTHSCI	EZZEDDINE, Y.M.	60	30		4.0	
				SAME AS : PUB HLT M160B											
				RESTRIC: INSTRUCTOR CONSENT											
M256	INFECT DISEASE EMER	N	664-336-200	LEC	1		M	12:00- 2:50P	HLTHSCI	DORIAN, A.	5	30	G	4.0	
				SAME AS : COM HLT M256, NURSING M298, ORL BIO M256											
M260A	CLINICAL RESEARCH 1	Y	664-382-200	LEC	1		TBA		HLTHSCI		0	30		4.0	
				SAME AS : BIOMATH M260A											

MICROBIOLOGY, IMMUNOLOGY, AND MOLECULAR GENETICS

A per-unit Instructional Enhancement Fee is assessed on most L&S undergraduate nontutorial classes. See the Miscellaneous Fees chart at <http://www.registrar.ucla.edu/fees/> for fee amounts. For Microbiology, Immunology, and Molecular Genetics 101, there will be two midterm examinations from 5 to 7 p.m. on the following Thursdays: April 23 and May 14, 2009.

101	INTRO MICROBIOLOGY	Y	-----	LEC	1		MWF	9:00- 9:50A	FOWLER A103B	BRADLEY, P.J.	264	02	G	4.0
			145-306-201	DIS	1A		T	8:00- 8:50A	GEOLOGY 4645		22			0.0
			145-306-202	DIS	1B		W	8:00- 8:50A	GEOLOGY 4645		22			0.0
			145-306-203	DIS	1C		T	2:00- 2:50P	GEOLOGY 4645		22			0.0
			145-306-204	DIS	1D		T	4:00- 4:50P	GEOLOGY 4645		22			0.0
			145-306-205	DIS	1E		W	3:00- 3:50P	GEOLOGY 4645		22			0.0
			145-306-206	DIS	1F		W	1:00- 1:50P	GEOLOGY 4645		22			0.0
			145-306-207	DIS	1G		W	2:00- 2:50P	GEOLOGY 4645		22			0.0
			145-306-208	DIS	1H		T	11:00-11:50A	GEOLOGY 4645		22			0.0
			145-306-209	DIS	1I		T	3:00- 3:50P	GEOLOGY 4645		22			0.0
			145-306-210	DIS	1J		T	9:00- 9:50A	GEOLOGY 4645		22			0.0
			145-306-211	DIS	1K		T	10:00-10:50A	GEOLOGY 4645		22			0.0
			145-306-212	DIS	1L		W	12:00-12:50P	GEOLOGY 4645		22			0.0

For Microbiology, Immunology, and Molecular Genetics 103L, attendance at the first laboratory meeting is mandatory. If you do not attend, your space will be reassigned and you will have to drop the class through URSA. At the first meeting, the day and time of a mandatory weekly one-hour office hour -- to monitor progress of experiments and to record data -- will be determined. Student's also must participate in a two-hour tutorial twice per term. Meeting times vary each term and are posted at <http://www.mimg.ucla.edu>. For Microbiology, Immunology, and Molecular Genetics 103L, there will be one midterm examination from 5 to 7 p.m. Wednesday, May 6, 2009.

103L	LAB-MDRN MICROB&IMM	Y	-----	LEC	1	\$110	T	9:00-10:15A	KNSY PV 1240B	SANDERS-LORENZ, E.	108	11	G	5.0	
				RESTRIC: MIMG MAJORS OR PRE-MAJORS											
			145-319-201	LAB	1A		WF	10:00-12:45P	WG YOUNG		18			0.0	
			145-319-202	LAB	1B		WF	1:00- 3:45P	WG YOUNG		18			0.0	
			145-319-203	LAB	1C		TR	12:00- 1:45P	WG YOUNG		18			0.0	
			145-319-204	LAB	1D		TR	2:00- 4:45P	WG YOUNG		18			0.0	
			145-319-205	LAB	1E		TBA		WG YOUNG		18			0.0	
			145-319-206	LAB	1F		TBA		WG YOUNG		18			0.0	
106	MOL&GNTC-BACT INFCT	Y	-----	LEC	1		TR	12:30- 1:45P	MS 4000A	BRADLEY, K.A.	180	14	G	4.0	
				RESTRIC: MIMG MAJORS OR PRE-MAJORS											
			145-336-201	DIS	1A		T	2:00- 2:50P	GEOLOGY 6704		20			0.0	
			145-336-202	DIS	1B		T	3:00- 3:50P	GEOLOGY 6704		20			0.0	
			145-336-203	DIS	1C		W	10:00-10:50A	MS 5225		20			0.0	
			145-336-204	DIS	1D		W	12:00-12:50P	MS 5225		20			0.0	
			145-336-205	DIS	1E		W	1:00- 1:50P	MS 5225		20			0.0	
			145-336-206	DIS	1F		W	3:00- 3:50P	MS 5225		20			0.0	
			145-336-207	DIS	1G		W	2:00- 2:50P	MS 5225		20			0.0	
			145-336-208	DIS	1H		W	11:00-11:30A	MS 5225		20			0.0	
			145-336-209	DIS	1I		T	4:00- 4:50P	MS 5225		20			0.0	
121A	MICRO MOLEC BIO LAB	Y	-----	LEC	1		TR	2:00- 3:15P	MS 5137	SANDERS-LORENZ, E.	24	15	G	4.0	
			145-426-201	LAB	1A		TR	9:00-11:50A	WG YOUNG 3336		12			0.0	
			145-426-202	LAB	1B		WF	1:00- 3:50P	WG YOUNG 3336		12			0.0	
CM122	MOUSE MOL GENETICS	Y	145-432-200	LEC	1		TR	2:00- 2:50P	BUNCHE 3153	LUSIS, A.J.	20	30		2.0	
				SAME AS : HUM GEN CM122											
				RESTRIC: JUNIORS AND SENIORS											
132	CELL BIO-NUCLEUS	Y	-----	LEC	1		MWF	12:00-12:50P	MS 4000A		180	05	G	4.0	
				RESTRIC: MIMG MAJORS OR PRE-MAJORS											
			145-492-201	DIS	1A		W	9:00- 9:50A	GEOLOGY 4645		20			0.0	
			145-492-202	DIS	1B		W	10:00-10:50A	GEOLOGY 4645		20			0.0	
			145-492-203	DIS	1C		W	1:00- 1:50P	GEOLOGY 6704		20			0.0	
			145-492-204	DIS	1D		W	2:00- 2:50P	GEOLOGY 6704		20			0.0	
			145-492-205	DIS	1E		W	3:00- 3:50P	GEOLOGY 6704		20			0.0	
			145-492-206	DIS	1F		R	1:00- 1:50P	GEOLOGY 6704		20			0.0	
			145-492-207	DIS	1G		R	2:00- 2:50P	GEOLOGY 6704		20			0.0	
			145-492-208	DIS	1H		R	3:00- 3:50P	MS 5225		20			0.0	
			145-492-209	DIS	1I		R	4:00- 4:50P	MS 5225		20			0.0	
C134	ETHICS-BIOMED RSRCH	N	145-504-200	SEM	1		T	4:00- 5:50P	BOTANY 325	FOX, C.F.	0	30	PN	2.0	
				RESTRIC: INSTRUCTOR CONSENT											
			145-504-201	SEM	2		W	4:00- 5:50P	BOTANY 325	FOX, C.F.	0	30	PN	2.0	
				RESTRIC: INSTRUCTOR CONSENT											
C174	MOLECULR PARASITLGY	Y	145-744-200	LEC	1		TBA			SIMPSON, L.	20	30	G	2.0	
				RESTRIC: MIMG MAJORS OR PRE-MAJORS											
193A	JOURNAL CLUB	N	145-859-201	SEM	1		TBA				0	30	PN	1.0	
CM222	MOUSE MOL GENETICS	Y	545-132-200	LEC	1		TR	2:00- 2:50P	BUNCHE 3153	LUSIS, A.J.	6	30		2.0	
				SAME AS : HUM GEN CM222											
				RESTRIC: GRADUATE STUDENTS & MIMG MAJORS OR PRE-MAJORS											
M229	HOST/PATHGN INTERAC	Y	545-174-200	LEC	1		TR	12:00- 1:50P	GEOLOGY 3656	KELLY, K.A.	15	30	G	4.0	
				SAME AS : PATH M229											
C234	ETHICS-BIOMED RSRCH	N	545-204-200	SEM	1		T	4:00- 5:50P	BOTANY 325	FOX, C.F.	0	30	SU	2.0	
			545-204-201	SEM	2		W	4:00- 5:50P	BOTANY 325	FOX, C.F.	0	30	SU	2.0	
261	MOLEC&CELL IMMUNLGY	N	545-366-200	LEC	1		MWF	9:30-10:50A	MOL SCI 1601	MICELI, M.C.	50	02		4.0	
262C	IMMUNOBIO OF CANCER	N	545-374-200	SEM	1		T	4:00- 5:50P	MOL SCI 1601	ECONOMOU, J.S.	30	15		2.0	

CATALOG NUMBER	COURSE TITLE	ENF REQ IM	ID NUMBER	CLS TYP	SEC	FEE	DAYS	TIME	BUILDING/ ROOM	INSTRUCTOR	ENRL CAP	XC	CR TP	UNITS
270	SEM-MOLEC VIROLOGY	N	545-420-200	SEM	1			UNSCHED		BERK, A.J.	0	30	SU	2.0
			RESTRICT: GRADUATE STUDENTS											
298	CURRENT TOPICS	N	545-586-200	SEM	1		R	9:30-10:50A	MOL SCI 1601	MICELI, M.C.	25	12	SU	2.0

MILITARY SCIENCE

A per-unit Instructional Enhancement Fee is assessed on most L&S undergraduate nontutorial classes. See the Miscellaneous Fees chart at <http://www.registrar.ucla.edu/fees/> for fee amounts.

Z	LEADERSHIP LAB	N	277-002-200	LAB	1		T	6:00-8:50A	SAC 120P	NISSEN, M.B.	80	30		0.0
13	LDRSHIP DEVELOPMENT	N	277-039-200	LEC	1		R	8:00-8:50A	BOELTER 5273	WISE, J.E.	30	30		2.0
			277-039-201	LEC	2		R	1:00-1:50P	SAC 120P	WISE, J.E.	30	30		2.0
23	SUBORDNT DEVL&ARMY	N	277-069-200	LEC	1		R	8:00-9:50A	SAC 215	HONG, D.H.	30	30		3.0
133	LEADRSHP&PROB SOLVG	N	277-498-200	LEC	1		R	7:30-9:50A	BOELTER 5272	MINER, C.J.	30	30		4.0
			RESTRICT: INSTRUCTOR CONSENT											
143	OFFICERSHIP	N	277-559-200	LEC	1		R	7:30-9:50A	SAC 120P	KRAMER, D.R.	30	30		4.0
			RESTRICT: INSTRUCTOR CONSENT											

MOLECULAR AND MEDICAL PHARMACOLOGY

200	INTRO-LAB RSRCH	N	680-005-200	LAB	1			UNSCHED	HLTHSCI	CHOW, S.A.	10	30		4.0-8.0
			RESTRICT: PHARMACOLOGY MAJORS											
251	SEM-PHARMACOLOGY	N	680-306-200	SEM	1		W	12:00-12:50P	HLTHSCI 23105A	CHOW, S.A.	100	30	SU	2.0
			RESTRICT: PHARMACOLOGY MAJORS											
287	ENTREPRENEURSHIP	N	680-560-200	LEC	1		W	1:00-2:50P	700 WWP A214	DOUMANI, R.	25	06		2.0
			RESTRICT: GRADUATE STUDENTS											
288	GENE THERAPY	N	680-566-288	LEC	1		T	9:00-9:50A	700 WWP A214	CHOW, S.A.	20	30	G	4.0
			RESTRICT: GRADUATE STUDENTS											
291	SPECIAL TOPICS	N	680-584-200	LEC	1		TR	8:30-9:30A	HLTHSCI 22096	SUN, R.	10	11		2.0/4.0
			RESTRICT: PHARMACOLOGY MAJORS											
375	TCHNG APRNTC PRCTCM	N	680-620-200	SEM	1			UNSCHED		CHOW, S.A.	10	30	SU	1.0-4.0
			RESTRICT: GRADUATE STUDENTS											

MOLECULAR BIOLOGY

A per-unit Instructional Enhancement Fee is assessed on most L&S undergraduate nontutorial classes. See the Miscellaneous Fees chart at <http://www.registrar.ucla.edu/fees/> for fee amounts.

298	CURRENT TOPICS	N	679-595-201	SEM	1		T	3:00-4:50P	MACDNLD 2740	KASAHARA, N.	18	30	SU	2.0
			RESTRICT: INSTRUCTOR CONSENT											
			679-595-202	SEM	2		T	10:00-11:50A	BOYER 130	LASKI, F.A.	18	30	SU	2.0
			RESTRICT: INSTRUCTOR CONSENT											

MOLECULAR TOXICOLOGY

211C	MOLECLR TOXCLGY SEM	N	678-068-200	SEM	1		R	12:00-12:50P	HLTHSCI 33105A	GODWIN, H.	15	16	TS	1.0
			RESTRICT: MOLECULAR TOXICOLOGY STUDENTS ONLY											
296A	CHEMICAL TOXICOLOGY	N	678-557-200	RGP	1			UNSCHED		FUKUTO, J.	10	30	SU	2.0
			RESTRICT: INSTRUCTOR CONSENT											
296B	MOL CARCINOGENESIS	N	678-558-200	RGP	1			UNSCHED		HANKINSON, O.	10	30	SU	2.0
			RESTRICT: INSTRUCTOR CONSENT											
296C	TERATOGENESIS	N	678-559-200	RGP	1			UNSCHED		COLLINS, M.D.	10	30	SU	2.0
			RESTRICT: INSTRUCTOR CONSENT											
296D	MOLEC TPC-BORON BIO	N	678-560-200	RGP	1			UNSCHED		ECKHERT, C.D.	10	30	SU	2.0
			RESTRICT: INSTRUCTOR CONSENT											
296E	GERM CELL BIOMARKER	N	678-561-200	RGP	1			UNSCHED		ROBBINS, W.A.	10	30	SU	2.0
			RESTRICT: INSTRUCTOR CONSENT											
296F	GENETIC TOXICOLOGY	N	678-562-200	RGP	1			UNSCHED		SCHIESTL, R.H.	10	30	SU	2.0
			RESTRICT: INSTRUCTOR CONSENT											

MOLECULAR, CELL, AND DEVELOPMENTAL BIOLOGY

A per-unit Instructional Enhancement Fee is assessed on most L&S undergraduate nontutorial classes. See the Miscellaneous Fees chart at <http://www.registrar.ucla.edu/fees/> for fee amounts.

40	AIDS&SEXUAL TRANSMT	N	269-120-200	LEC	1		TR	2:00-3:15P	MS 4000A	MEYER, C.I.	150	15		5.0
							W	4:00-5:50P	BOELTER 3400					
50	STEM CELL BIO&PLTCS	N	-----	LEC	1		TR	11:00-12:15P	KNSY PV 1200B	MEYER, C.I.	96	13		5.0
			269-151-201	DIS	1A		T	2:00-2:50P	LAKRETZ 101		16	0.0		0.0
			269-151-202	DIS	1B		T	3:00-3:50P	LAKRETZ 101		16	0.0		0.0
			269-151-203	DIS	1C		W	9:00-9:50A	LAKRETZ 101		16	0.0		0.0
			269-151-204	DIS	1D		W	10:00-10:50A	LAKRETZ 101		16	0.0		0.0
			269-151-205	DIS	1E		W	11:00-11:50A	LAKRETZ 101		16	0.0		0.0
			269-151-206	DIS	1F		R	4:00-4:50P	LAKRETZ 101		16	0.0		0.0
104	CELL&MOLEC BIO LAB	Y Y	-----	LEC	1	\$ 67	MW	10:00-10:50A	GEOLOGY 4660	LEE, P.	48	03	G	6.0
			RESTRICT: DEPARTMENT CONSENT											
			Y 269-324-201	LAB	1A		MW	1:00-4:50P	WGYOUNG 3337		24			0.0
			Y 269-324-202	LAB	1B		TR	1:00-4:50P	WGYOUNG 3337		24			0.0
M140	CELL BIO-CELL CYCLE	Y	-----	LEC	1		TR	11:00-12:30P	HLTHSCI 53105A	GRUNSTEIN, M.	120	13	G	5.0
			SAME AS : BIOL CH M140											
			269-540-201	DIS	1A		R	9:00-9:50A	HLTHSCI 33105A		30			0.0
			269-540-202	DIS	1B		R	3:00-3:50P	HLTHSCI 33105A		30			0.0
			269-540-203	DIS	1C		T	9:00-9:50A	HLTHSCI 33105A		30			0.0
			269-540-204	DIS	1D		T	2:00-2:50P	HLTHSCI 33105A		30			0.0
143	ORGANOGENESIS	Y	-----	LEC	1		TR	9:30-10:45A	FRANZ 1260	HARTENSTEIN, V.	100	12	G	5.0
			269-558-201	DIS	1A		T	11:00-11:50A	FRANZ 2288		20			0.0
			269-558-202	DIS	1B		T	12:00-12:50P	FRANZ 2288		20			0.0
			269-558-203	DIS	1C		R	11:00-11:50A	FRANZ 2288		20			0.0
			269-558-204	DIS	1D		R	12:00-12:50P	FRANZ 2288		20			0.0
			269-558-205	DIS	1E		R	1:00-1:50P	FRANZ 2288		20			0.0
144	MOLECULAR BIOLOGY	Y	-----	LEC	1		TR	2:00-3:15P	BOTANY 325	LOWRY, W.E.	80	15	G	5.0
			269-564-201	DIS	1A		W	9:00-9:50A	LAKRETZ 100		20			0.0
			269-564-202	DIS	1B		W	11:00-11:50A	LAKRETZ 100		20			0.0
			269-564-203	DIS	1C		W	12:00-12:50P	LAKRETZ 100		20			0.0
			269-564-204	DIS	1D		W	1:00-1:50P	LAKRETZ 100		20			0.0
168	STEM CELL BIOLOGY	Y	-----	LEC	1		MW	1:00-2:20P	FRANZ 1260	MIKKOLA, H.K.	100	06	G	5.0
			269-709-201	DIS	1A		W	3:00-3:50P	BOELTER 5440		25			0.0
			269-709-202	DIS	1B		W	4:00-4:50P	MS 5217		25			0.0
			269-709-203	DIS	1C		F	9:00-9:50A	LAKRETZ 120		25			0.0
			269-709-204	DIS	1D		F	10:00-10:50A	LAKRETZ 120		25			0.0

CATALOG NUMBER	COURSE TITLE	ENF REQ IM	ID NUMBER	CLS TYP	SEC	FEE	DAYS	TIME	BUILDING/ ROOM	INSTRUCTOR	ENRL CAP	XC	CR TP	UNITS
For MCD Biology M175C, there will be one evening midterm examination at a date and time to be determined.														
M175C	BHVR&CGNTV NEUROSCI	Y	-----	LEC 1			TR	2:00- 3:50P	DODD 121	ZAIDEL, E.	12	15		5.0
			SAME AS : NEUROSC M101C, PHY SCI M180C, PSYCH M117C											
			269-752-201	DIS 1A			F	8:00- 9:20A	GEOLOGY 4645		2			0.0
			269-752-202	DIS 1B			F	9:30-10:50A	GEOLOGY 4645		2			0.0
			269-752-203	DIS 1C			F	11:00-12:20P	GEOLOGY 4645		2			0.0
			269-752-204	DIS 1D			F	12:30- 1:50P	GEOLOGY 4645		2			0.0
			269-752-205	DIS 1E			F	2:00- 3:20P	GEOLOGY 4645		2			0.0
			269-752-206	DIS 1F			F	3:30- 4:50P	GEOLOGY 4645		2			0.0
188SB	INDIV STD FOR USIE	Y	269-830-200	TUT 1			VAR			SCHWARTZ, A.R.	7	30	G	2.0
			RESTRICT: PETITION OR CONTRACT REQUIRED											
191	VAR TOPICS-MCD BIO	N	269-847-201	SEM 1			M	12:00- 1:50P	BOELTER 5514	LAKE, J.A.	13	30		2.0
			RESTRICT: DEPARTMENT CONSENT											
	Molecular, Cell, and Developmental Biology 191, seminar 1:													
			269-847-202	SEM 2			M	3:00- 4:50P	MS 5117	LAKE, J.A.	13	30		2.0
			RESTRICT: DEPARTMENT CONSENT											
192A	UNDERGRAD PRACTICUM	N	269-852-201	SEM 1			UNSCHE			LEE, P.	20	30		4.0
			RESTRICT: DEPARTMENT CONSENT											
192B	PRACTICUM-CITYLAB	N	269-853-201	SEM 1			UNSCHE			SIMMONS, D.D.	20	30		2.0
			RESTRICT: DEPARTMENT CONSENT											
224	VASCULAR BIOLOGY	N	669-142-200	LEC 1			TBA			IRUELA-ARISPE, L.M	60	30	G	4.0
			RESTRICT: BIO,MB,MIMG,BIOCH,CHM,MCD,MC&IP GRAD											
266C	STM CLLS&DSEAS MCHN	Y	669-401-200	SEM 1			TBA			WEINMASTER, G.A.	10	30	SU	2.0
			RESTRICT: BIO,MB,MIMG,BIOCH,CHM,MCD,MC&IP GRAD											
M272	STEM CELL BIOLOGY	N	669-432-200	LEC 1			TBA			DORSHKIND, K.A.	5	20		4.0
			SAME AS : PATH M272											
			RESTRICT: INSTRUCTOR CONSENT											
289	PLANT MOLECULAR BIO	N	669-534-200	DIS 1			UNSCHE			HIRSCH, A.M.	15	30	SU	2.0
			RESTRICT: BIO,MB,MIMG,BIOCH,CHM,MCD,MC&IP GRAD											
292	SEM-MOLEC EVOLUTION	N	669-552-200	SEM 1			UNSCHE			LAKE, J.A.	20	30	G	2.0
			RESTRICT: BIO,MB,MIMG,BIOCH,CHM,MCD,MC&IP GRAD											

MOLECULAR, CELLULAR, AND INTEGRATIVE PHYSIOLOGY

A per-unit Instructional Enhancement Fee is assessed on most L&S undergraduate nontutorial classes. See the Miscellaneous Fees chart at <http://www.registrar.ucla.edu/fees/> for fee amounts.

M200G	BIO-LEARNING&MEMORY	N	677-006-200	LEC 1			TBA		HLTHSCI		0	30	G	4.0
			SAME AS : NEURBIO M200G, NEUROSC M220, PSYCH M208											
			RESTRICT: MC&IP MAJORS											
M215	MOLEC&CELL FOUNDTNS	N	677-090-200	LEC 1			MWF	3:30- 4:50P	HLTHSCI 52087	PHILIPSON, K.D.	10	08	G	5.0
			SAME AS : PHY SCI M215											
			RESTRICT: MC&IP MAJORS											
249	PATHOGN-MSCL DSEASE	N	677-294-200	SEM 1			W	2:00- 3:50P	NEUROSC 116	KRAMEROVA, I.	10	30	SU	2.0
			RESTRICT: MC&IP MAJORS											

MOVING IMAGE ARCHIVE STUDIES

498	DIRECTED PRACTICUM	N	713-796-201	TUT 1			UNSCHE			RICCI, S.	12	30	SU	2.0-8.0
			RESTRICT: INSTRUCTOR CONSENT											
			713-796-202	TUT 2			UNSCHE			RICCI, S.	12	30	SU	2.0-8.0
			RESTRICT: INSTRUCTOR CONSENT											
			713-796-203	TUT 3			UNSCHE			RICCI, S.	12	30	SU	2.0-8.0
			RESTRICT: INSTRUCTOR CONSENT											

MUSIC

Music 60A-65. Undergraduate Instruction in Performance -- Music majors ONLY. Music C90A-90N. Performance Organizations -- Audition REQUIRED. Music 160A-165. Undergraduate Instruction in Performance for the Performance Specialist -- Music majors ONLY. Music 460A-475. Graduate Instruction in Performance -- M.M. and D.M.A. students ONLY.

4C	BASIC MUSICIANSHIP	N	281-021-200	STU 1			TRF	11:00-11:50A	SMB B648	BOURLAND, R.	15	13		2.0
			RESTRICT: MUSIC,MUSICOLOGY,MUSIC HIST MAJORS											
			281-021-201	STU 2			TRF	12:00-12:50P	SMB B648	BOURLAND, R.	15	14		2.0
			RESTRICT: MUSIC,MUSICOLOGY,MUSIC HIST MAJORS											
20C	MUSIC THEORY III	Y	-----	LEC 1			MW	9:00-10:50A	SMB 1420	BOURLAND, R.	30	02		4.0
			RESTRICT: INSTRUCTOR CONSENT											
			281-066-201	DIS 1A			TR	9:00-10:50A	SMB 1420		15			0.0
			281-066-202	DIS 1B			TR	9:00-10:50A	SMB 1420		15			0.0
60AS	VIOLIN	N	281-092-200	STU 1			VAR		SMB	POGOSSIAN, M.	15	30		2.0
			RESTRICT: MUSIC MAJORS											
60BS	VIOLA	N	281-095-200	STU 1			VAR		SMB	O'NEILL, R.M.	8	30		2.0
			RESTRICT: MUSIC MAJORS											
60CS	CELLO	N	281-098-200	STU 1			VAR		SMB	LYSY, A.	8	30		2.0
			RESTRICT: MUSIC MAJORS											
60DS	STRING BASS	N	281-101-200	STU 1			VAR		SMB	HANULIK, C.	8	30		2.0
			RESTRICT: MUSIC MAJORS											
60ES	HARP	N	281-104-200	STU 1			VAR		SMB	NEILL, L.A.	8	30		2.0
			RESTRICT: MUSIC MAJORS											
60FS	CLASSICAL GUITAR	N	281-107-200	STU 1			VAR		SMB	YATES, P.F.	8	30		2.0
			RESTRICT: MUSIC MAJORS											
61AS	FLUTE	N	281-122-200	STU 1			VAR		SMB	STOKES, S.	8	30		2.0
			RESTRICT: MUSIC MAJORS											
61BS	OBOE	N	281-125-200	STU 1			VAR		SMB	DAVIS, J.D.	8	30		2.0
			RESTRICT: MUSIC MAJORS											
61CS	CLARINET	N	281-128-200	STU 1			VAR		SMB	GRAY, G.G.	12	30		2.0
			RESTRICT: MUSIC MAJORS											
61DS	BASSOON	N	281-131-200	STU 1			VAR		SMB	STEINMETZ, J.A.	8	30		2.0
			RESTRICT: MUSIC MAJORS											
61ES	SAXOPHONE	N	281-134-200	STU 1			VAR		SMB	MASEK, D.H.	8	30		2.0
			RESTRICT: MUSIC MAJORS											
62AS	TRUMPET	N	281-141-200	STU 1			VAR		SMB	LINDEMANN, J.H.	10	30		2.0
			RESTRICT: MUSIC MAJORS											
62BS	FRENCH HORN	N	281-144-200	STU 1			VAR		SMB	O'CONNOR, B.	10	30		2.0
			RESTRICT: MUSIC MAJORS											
62CS	TROMBONE	N	281-147-200	STU 1			VAR		SMB	BOOTH, W.C.	10	30		2.0
			RESTRICT: MUSIC MAJORS											
62DS	TUBA	N	281-150-200	STU 1			VAR		SMB	SHERIDAN, P.R.	5	30		2.0
			RESTRICT: MUSIC MAJORS											

CATALOG NUMBER	COURSE TITLE	ENF REQ IM	ID NUMBER	CLS TYP	SEC	FEE	DAYS	TIME	BUILDING/ ROOM	INSTRUCTOR	ENRL CAP	XC	CR TP	UNITS
63S	PERCUSSION	N	281-154-200	STU	1		VAR		SMB	PETERS, M.T.	5	30		2.0
			RESTRICT: MUSIC MAJORS											
64AS	PIANO	N	281-160-200	STU	1		VAR		SMB	PONCE, W.	10	30		2.0
			RESTRICT: MUSIC MAJORS											
		N	281-160-201	STU	2		VAR		SMB	MARGULIS, V.	10	30		2.0
			RESTRICT: MUSIC MAJORS											
		N	281-160-202	STU	3		VAR		SMB	SNOW, J.L.	15	30		2.0
			RESTRICT: MUSIC MAJORS											
		N	281-160-203	STU	4		VAR		SMB	PONCE, W.	10	30		2.0
			RESTRICT: MUSIC MAJORS											
64BS	ORGAN	N	281-163-200	STU	1		VAR		SMB	BULL, C.	5	30		2.0
			RESTRICT: MUSIC MAJORS											
65S	VOICE	N	281-172-200	STU	1		VAR		SMB	GONDEK, J.K.	10	30		2.0
			RESTRICT: MUSIC MAJORS											
		N	281-172-201	STU	2		VAR		SMB	DEAN, M.E.	10	30		2.0
			RESTRICT: MUSIC MAJORS											
		N	281-172-202	STU	3		VAR		SMB	CHERNOV, V.	5	30		2.0
			RESTRICT: MUSIC MAJORS											
		N	281-172-204	STU	4		VAR		SMB		0	30		2.0
			RESTRICT: MUSIC MAJORS											
		N	281-172-205	STU	5		VAR		SMB		0	30		2.0
C90A	UCLA CHORALE	N	281-254-200	ACT	1		MW	3:00- 5:15P	SMB	1325 NEUEN, D.	125	30		2.0
90B	COLLEGIATE CHORUS	N	281-256-200	ACT	1		TR	3:20- 5:15P	SMB	1325 NEUEN, D.	125	30		2.0
90D	OPERA WORKSHOP	N	281-258-200	ACT	1		MW	3:00- 5:50P	SMB	1200 HAK, R.R.	40	30		2.0
			RESTRICT: INSTRUCTOR CONSENT											
C90E	SYMPHONY ORCHESTRA	N	281-259-200	ACT	1		TBA		SMB	STULBERG, N.H.	100	30		2.0
			RESTRICT: MUSIC MAJORS											
		N	281-259-201	ACT	2		TBA		SMB	STULBERG, N.H.	50	30		2.0
90F	SYMPHONIC BAND	N	281-260-200	ACT	1		T	3:00- 4:50P	SMB	1345 LEE, D.T.	100	30		2.0
C90G	WIND ENSEMBLE	N	281-262-200	ACT	1		MW	3:00- 4:50P	SMB	1345 LEE, D.T.	80	30		2.0
90M	MRCHNG&VARSITY BAND	N	281-268-200	ACT	1		F	3:00- 4:50P	SMB	1345 HENDERSON, G.	200	30		2.0
90Q	PIANO&KEYBRD ACCOMP	N	281-276-200	ACT	1		VAR		SMB	SNOW, J.L.	20	30		2.0
			RESTRICT: MUSIC MAJORS											
90R	GUITAR ACCOMPANYING	N	281-288-200	ACT	1		VAR		SMB	SNOW, J.L.	10	30		2.0
			RESTRICT: MUSIC MAJORS											
90S	HARP ACCOMPANYING	N	281-289-200	ACT	1		VAR		SMB	SNOW, J.L.	5	30		2.0
			RESTRICT: MUSIC MAJORS											
100A	GENERAL MUSIC	Y	281-302-200	LEC	1		M	6:00- 8:50P	SMB	HEUSER, F.	20	21	G	4.0
			RESTRICT: MUSIC, EDUCATION MAJORS											
104B	TOPICS-COUNTERPOINT	Y	281-305-200	LEC	1		TBA		SMB		15	20	G	3.0
			RESTRICT: INSTRUCTOR CONSENT											
110	LEARNING-MUSIC EDUC	N	281-342-200	LEC	1		TR	1:00- 2:50P	SMB	1345 HEUSER, F.	20	15	G	4.0
			RESTRICT: MUSIC, EDUCATION MAJORS											
114A	HIGH STRINGS	Y	281-419-201	STU	2		MW	12:00-12:50P	SMB		0	05	G	1.0
114D	DOUBLE REEDS	Y	281-422-200	STU	1		MW	2:00- 2:50P	SMB	1345 HEUSER, F.	30	07	G	1.0
			RESTRICT: MUSIC, EDUCATION MAJORS											
114F	HORN&TUBA	Y	281-424-200	STU	1		MW	1:00- 1:50P	SMB	1345 HEUSER, F.	30	06	G	1.0
			RESTRICT: MUSIC, EDUCATION MAJORS											
114H	OTHER PERCUSSION	Y	281-432-200	STU	1		TR	8:00- 8:50A	SMB	B665A JUDKINS, J.	30	11	G	1.0
			RESTRICT: MUSIC, EDUCATION MAJORS											
114I	VOICE	Y	281-433-200	STU	1		TBA		SMB		20	30	G	1.0
120B	MUSIC THEORY V	Y	-----	LEC	1		MW	1:00- 2:50P	SMB	1440	38	06		4.0
			RESTRICT: INSTRUCTOR CONSENT											
		N	281-384-201	DIS	1A		TR	1:00- 2:50P	SMB	1440	19			0.0
			RESTRICT: INSTRUCTOR CONSENT											
		N	281-384-202	DIS	1B		TR	1:00- 2:50P	SMB	1439	19			0.0
			RESTRICT: INSTRUCTOR CONSENT											
120C	MUSIC THEORY VI	Y	-----	LEC	1		TR	9:00-10:50A	SMB	1439 CARLSON, M.C.	30	12		4.0
			RESTRICT: MUSIC MAJORS											
		N	281-387-201	DIS	1A		MW	9:00-10:50A	SMB	1439	15			0.0
			RESTRICT: MUSIC MAJORS											
		N	281-387-202	DIS	1B		TBA		SMB		15			0.0
			RESTRICT: MUSIC MAJORS											
123C	COMPOSITION	Y	281-393-200	LEC	1		TBA		SMB	LEFKOWITZ, D.S.	15	20		4.0
			RESTRICT: MUSIC MAJORS											
124A	SCORING-SYMPHONY	Y	281-402-200	DIS	1		TBA		SMB	CHIHARA, P.S.	15	20	G	4.0
			RESTRICT: INSTRUCTOR CONSENT											
160AS	ADVANCED VIOLIN	N	281-542-200	STU	1		VAR		SMB	POGOSSIAN, M.	10	30		2.0
			RESTRICT: MUSIC MAJORS											
160BS	ADVANCED VIOLA	N	281-546-200	STU	1		VAR		SMB	O'NEILL, R.M.	5	30		2.0
			RESTRICT: MUSIC MAJORS											
160CS	ADVANCED CELLO	N	281-550-200	STU	1		VAR		SMB	LYSY, A.	5	30		2.0
			RESTRICT: MUSIC MAJORS											
160DS	ADV STRING BASS	N	281-554-200	STU	1		VAR		SMB	HANULIK, C.	5	30		2.0
			RESTRICT: MUSIC MAJORS											
160ES	ADVANCED HARP	N	281-558-200	STU	1		VAR		SMB	NEILL, L.A.	5	30		2.0
			RESTRICT: MUSIC MAJORS											
160FS	ADV CLASSICL GUITAR	N	281-562-200	STU	1		VAR		SMB	YATES, P.F.	5	30		2.0
			RESTRICT: MUSIC MAJORS											
161AS	ADVANCED FLUTE	N	281-576-200	STU	1		VAR		SMB	STOKES, S.	5	30		2.0
			RESTRICT: MUSIC MAJORS											
161BS	ADVANCED OBOE	N	281-582-200	STU	1		VAR		SMB	DAVIS, J.D.	5	30		2.0
			RESTRICT: MUSIC MAJORS											
161CS	ADVANCED CLARINET	N	281-588-200	STU	1		VAR		SMB	GRAY, G.G.	15	30		2.0
			RESTRICT: MUSIC MAJORS											
161DS	ADVANCED BASSOON	N	281-594-200	STU	1		VAR		SMB	STEINMETZ, J.A.	5	30		2.0
			RESTRICT: MUSIC MAJORS											
161ES	ADVANCED SAXOPHONE	N	281-600-200	STU	1		VAR		SMB	MASEK, D.H.	5	30		2.0
			RESTRICT: MUSIC MAJORS											
162AS	ADVANCED TRUMPET	N	281-612-200	STU	1		VAR		SMB	LINDEMANN, J.H.	10	30		2.0
			RESTRICT: MUSIC MAJORS											
162BS	ADV FRENCH HORN	N	281-616-200	STU	1		VAR		SMB	O'CONNOR, B.	8	30		2.0
			RESTRICT: MUSIC MAJORS											
162CS	ADVANCED TROMBONE	N	281-619-200	STU	1		VAR		SMB	BOOTH, W.C.	8	30		2.0
			RESTRICT: MUSIC MAJORS											
162DS	ADVANCED TUBA	N	281-622-200	STU	1		VAR		SMB	SHERIDAN, P.R.	8	30		2.0
			RESTRICT: MUSIC MAJORS											

CATALOG NUMBER	COURSE TITLE	ENF REQ IM	ID NUMBER	CLS TYP	SEC	FEE	DAYS	TIME	BUILDING/ ROOM	INSTRUCTOR	ENRL CAP	XC	CR TP	UNITS
163S	ADVANCED PERCUSSION	N	281-630-200	STU	1		VAR		SMB	PETERS, M.T.	5	30		2.0
			RESTRICT: MUSIC MAJORS											
164AS	ADVANCED PIANO	N	281-644-200	STU	1		VAR		SMB	PONCE, W.	5	30		2.0
			RESTRICT: MUSIC MAJORS											
			281-644-201	STU	2		VAR		SMB	MARGULIS, V.	5	30		2.0
			RESTRICT: MUSIC MAJORS											
			281-644-202	STU	3		VAR		SMB	SNOW, J.L.	5	30		2.0
			RESTRICT: MUSIC MAJORS											
164BS	ADVANCED ORGAN	N	281-650-200	STU	1		VAR		SMB	BULL, C.	5	30		2.0
			RESTRICT: MUSIC MAJORS											
165S	ADVANCED VOICE	N	281-663-200	STU	1		VAR		SMB	GONDEK, J.K.	10	30		2.0
			RESTRICT: MUSIC MAJORS											
			281-663-201	STU	2		VAR		SMB	DEAN, M.E.	15	30		2.0
			RESTRICT: MUSIC MAJORS											
			281-663-202	STU	3		VAR		SMB	CHERNOV, V.	0	30		2.0
174	VOCAL DICTION	N	281-749-200	LEC	1		MW	11:00-11:50A	SMB	GONDEK, J.K.	15	04		2.0
			RESTRICT: MUSIC MAJORS											
C175	CHAMBER ENSEMBLES	N	281-757-201	ACT	1		VAR		SMB	POGOSSIAN, M.	15	30		2.0
			RESTRICT: INSTRUCTOR CONSENT											
	Music C175, activity 1:		281-757-202	ACT	2		VAR		SMB	O'NEILL, R.M.	15	30		2.0
			RESTRICT: INSTRUCTOR CONSENT											
	Music C175, activity 2:		281-757-203	ACT	3		VAR		SMB	LYSY, A.	15	30		2.0
			RESTRICT: INSTRUCTOR CONSENT											
	Music C175, activity 3:		281-757-204	ACT	4		VAR		SMB	YATES, P.F.	15	30		2.0
			RESTRICT: INSTRUCTOR CONSENT											
	Music C175, activity 4:		281-757-205	ACT	5		T	6:00- 7:50P	SMB	1354 GRAY, G.G.	20	30		2.0
			RESTRICT: INSTRUCTOR CONSENT											
	Music C175, activity 5:		281-757-206	ACT	6		VAR		SMB	COKER, C.A.	15	30		2.0
			RESTRICT: INSTRUCTOR CONSENT											
	Music C175, activity 6:		281-757-207	ACT	7		W	7:00- 9:50P	SMB	1345 LINDEMANN, J.H.	15	30		2.0
			RESTRICT: INSTRUCTOR CONSENT											
	Music C175, activity 7:		281-757-208	ACT	8		M	5:00- 6:50P	SMB	B665A PETERS, M.T.	15	30		2.0
			RESTRICT: INSTRUCTOR CONSENT											
	Music C175, activity 8:		281-757-209	ACT	9		VAR		SMB	PONCE, W.	15	30		2.0
			RESTRICT: INSTRUCTOR CONSENT											
	Music C175, activity 9:		281-757-210	ACT	10		VAR		SMB	MARGULIS, V.	15	30		2.0
			RESTRICT: INSTRUCTOR CONSENT											
	Music C175, activity 10:		281-757-211	ACT	11		R	1:00- 2:50P	SMB	1151 HANSEN, J.I.	15	30		2.0
			RESTRICT: INSTRUCTOR CONSENT											
	Music C175, activity 11:		281-757-212	ACT	12		M	5:30- 7:15P	SMB	1325 NEUEN, D.	15	30		2.0
			RESTRICT: INSTRUCTOR CONSENT											
	Music C175, activity 12:		281-757-213	ACT	13		VAR		SMB	SNOW, J.L.	15	30		2.0
			RESTRICT: INSTRUCTOR CONSENT											
	Music C175, activity 13:		281-757-214	ACT	14		VAR		SMB	BOOTH, W.C.	15	30		2.0
			RESTRICT: INSTRUCTOR CONSENT											
	Music C175, activity 14:		281-757-215	ACT	15		VAR		SMB	MASEK, D.H.	15	30		2.0
			RESTRICT: INSTRUCTOR CONSENT											
	Music C175, activity 15:		281-757-216	ACT	16		VAR		SMB	GONDEK, J.K.	5	30		2.0
			RESTRICT: INSTRUCTOR CONSENT											
	Music C175, activity 16:		281-757-217	ACT	17		VAR		SMB	BULL, C.	5	30		2.0
			RESTRICT: INSTRUCTOR CONSENT											
	Music C175, activity 17:		281-757-218	ACT	18		VAR		SMB	LINDEMANN, J.H.	10	30		2.0
			RESTRICT: INSTRUCTOR CONSENT											
	Music C175, activity 18:		281-757-219	ACT	19		VAR		SMB	MIRANDA, R.	15	30		2.0
			RESTRICT: INSTRUCTOR CONSENT											
M201	REPERTORY&ANALYSIS	Y	681-007-200	SEM	1		W	1:00- 2:50P	SMB	1818 MORRIS, M.B.	5	30	SU	2.0
			SAME AS : MUSCLGY M201											
			RESTRICT: MUSIC GRADUATE STUDENTS											
202	ANALYSIS-PERFORMERS	N	681-024-200	LEC	1		R	10:00-12:50P	SMB	Spring, R.S.	15	30	G	4.0
			RESTRICT: MUSIC GRADUATE STUDENTS											
253	COMPOSITION&THEORY	N	681-326-200	SEM	1		TBA		SMB	CARLSON, M.C.	0	30		4.0
			RESTRICT: MUSIC GRADUATE STUDENTS											
260B	COMPOSITION-MP & TV	N	681-361-200	SEM	1		W	3:00- 5:50P	SMB	1420 FOX, C.	15	30	G	6.0
			RESTRICT: MUSIC GRADUATE STUDENTS											
261D	PRB PERFORMNC PRACT	N	681-378-200	SEM	1		T	10:00-12:50P	SMB	1151 STULBERG, N.H.	15	30	G	4.0
			RESTRICT: MUSIC GRADUATE STUDENTS											
CM282	MUSIC INDUSTRY	N	681-492-200	LEC	1		TBA		SMB		0	30	G	4.0
			SAME AS : ETHNOMU CM288, MUSCLGY CM288											
290	COMPOSITION FORUM	N	681-540-200	SEM	1		W	3:00- 5:50P	SMB	CHIHIRA, P.S.	15	30	G	2.0
460A	VIOLIN	N	681-644-200	STU	1		VAR		SMB	POGOSSIAN, M.	7	30	G	6.0
			RESTRICT: MUSIC GRADUATE STUDENTS											
460B	VIOLA	N	681-645-200	STU	1		VAR		SMB	O'NEILL, R.M.	8	30	G	6.0
			RESTRICT: MUSIC GRADUATE STUDENTS											
460C	CELLO	N	681-646-200	STU	1		VAR		SMB	LYSY, A.	5	30	G	6.0
			RESTRICT: MUSIC GRADUATE STUDENTS											

CATALOG NUMBER	COURSE TITLE	ENF REQ IM	ID NUMBER	CLS TYP	SEC	FEE	DAYS	TIME	BUILDING/ ROOM	INSTRUCTOR	ENRL CAP	XC	CR TP	UNITS
460D	STRING BASS	N	681-647-200	STU	1		VAR		SMB	HANULIK, C.	5	30	G	6.0
			RESTRICT: MUSIC GRADUATE STUDENTS											
460F	CLASSICAL GUITAR	N	681-649-200	STU	1		VAR		SMB	YATES, P.F.	5	30	G	6.0
			RESTRICT: MUSIC GRADUATE STUDENTS											
461A	FLUTE	N	681-664-200	STU	1		VAR		SMB	STOKES, S.	5	30	G	6.0
			RESTRICT: MUSIC GRADUATE STUDENTS											
461B	OBOE	N	681-665-200	STU	1		VAR		SMB	KUSZYK, M.A.	5	30	G	6.0
			RESTRICT: MUSIC GRADUATE STUDENTS											
461C	CLARINET	N	681-666-200	STU	1		VAR		SMB	GRAY, G.G.	5	30	G	6.0
			RESTRICT: MUSIC GRADUATE STUDENTS											
461D	BASSOON	N	681-667-200	STU	1		VAR		SMB	COKER, C.A.	5	30	G	6.0
			RESTRICT: MUSIC GRADUATE STUDENTS											
461E	SAXOPHONE	N	681-668-200	STU	1		VAR		SMB	MASEK, D.H.	5	30	G	6.0
			RESTRICT: MUSIC GRADUATE STUDENTS											
462A	TRUMPET	N	681-684-200	STU	1		VAR		SMB	LINDEMANN, J.H.	3	30	G	6.0
			RESTRICT: MUSIC GRADUATE STUDENTS											
462B	FRENCH HORN	N	681-685-200	STU	1		VAR		SMB	O'CONNOR, B.	5	30	G	6.0
			RESTRICT: MUSIC GRADUATE STUDENTS											
462C	TROMBONE	N	681-687-200	STU	1		VAR		SMB	BOOTH, W.C.	5	30	G	6.0
			RESTRICT: MUSIC GRADUATE STUDENTS											
462D	TUBA	N	681-688-200	STU	1		VAR		SMB	SHERIDAN, P.R.	5	30	G	6.0
			RESTRICT: MUSIC GRADUATE STUDENTS											
463	PERCUSSION	N	681-702-200	STU	1		VAR		SMB	PETERS, M.T.	5	30	G	6.0
			RESTRICT: MUSIC GRADUATE STUDENTS											
464A	PIANO	N	681-719-200	STU	1		VAR		SMB	PONCE, W.	8	30	G	6.0
			RESTRICT: MUSIC GRADUATE STUDENTS											
			681-719-201	STU	2		VAR		SMB	MARGULIS, V.	8	30	G	6.0
			RESTRICT: MUSIC GRADUATE STUDENTS											
464B	ORGAN	N	681-736-200	STU	1		VAR		SMB	BULL, C.	5	30	G	6.0
			RESTRICT: MUSIC GRADUATE STUDENTS											
465	VOICE	N	681-770-200	STU	1		VAR		SMB	GONDEK, J.K.	10	30	G	6.0
			RESTRICT: MUSIC GRADUATE STUDENTS											
			681-770-201	STU	2		VAR		SMB	DEAN, M.E.	5	30	G	6.0
			RESTRICT: MUSIC GRADUATE STUDENTS											
469	INSTRMNTAL PEDAGOGY	N	681-769-200	LEC	1		R	10:00-12:50P	SMB	1151	15	30	G	4.0
			RESTRICT: MUSIC GRADUATE STUDENTS											
470	OPERA STUDIO-GRADS	N	681-780-200	LAB	1		TBA		SMB	HAK, R.R.	15	30		4.0
			RESTRICT: MUSIC, MUSICOLOGY, MUSIC HIST MAJORS & GRADUATE STUDENTS											
471	VOCAL PEDAGOGY	N	681-781-200	LEC	1		W	1:00- 2:50P	SMB		15	06	G	4.0
			RESTRICT: MUSIC GRADUATE STUDENTS											
475	MSTR CLASS-CONDUCTNG	N	681-787-200	STU	1		VAR		SMB	LEE, D.T.	5	30		6.0
			RESTRICT: MUSIC GRADUATE STUDENTS											
			681-787-201	STU	2		VAR		SMB	NEUEN, D.	8	30		6.0
			RESTRICT: MUSIC GRADUATE STUDENTS											
			681-787-202	STU	3		VAR		SMB	STULBERG, N.H.	5	30		6.0
			RESTRICT: MUSIC GRADUATE STUDENTS											
C480	UCLA CHORALE	N	681-790-200	ACT	1		MW	3:00- 5:15P	SMB	1325	15	30	G	2.0
			RESTRICT: MUSIC GRADUATE STUDENTS											
C481	SYMPHONY ORCHESTRA	N	681-791-200	ACT	1		TBA		SMB	STULBERG, N.H.	30	30	G	2.0
			RESTRICT: MUSIC GRADUATE STUDENTS											
C482	WIND ENSEMBLE	N	681-792-200	ACT	1		MW	3:00- 4:50P	SMB	1345	20	30	G	2.0
			RESTRICT: MUSIC GRADUATE STUDENTS											
C485	CHAMBER ENSEMBLES	N	681-794-201	ACT	1		VAR		SMB	THE STAFF	5	30	G	2.0
			RESTRICT: MUSIC GRADUATE STUDENTS											
	Music C485, activity 1:		681-794-202	ACT	2		VAR		SMB	O'NEILL, R.M.	5	30	G	2.0
			RESTRICT: MUSIC GRADUATE STUDENTS											
	Music C485, activity 2:		681-794-203	ACT	3		VAR		SMB	LYSY, A.	5	30	G	2.0
			RESTRICT: MUSIC GRADUATE STUDENTS											
	Music C485, activity 3:		681-794-204	ACT	4		VAR		SMB	YATES, P.F.	5	30	G	2.0
			RESTRICT: MUSIC GRADUATE STUDENTS											
	Music C485, activity 4:		681-794-205	ACT	5		T	6:00- 7:50P	SMB	1354	15	30	G	2.0
			RESTRICT: MUSIC GRADUATE STUDENTS											
	Music C485, activity 5:		681-794-206	ACT	6		VAR		SMB	COKER, C.A.	5	30	G	2.0
			RESTRICT: MUSIC GRADUATE STUDENTS											
	Music C485, activity 6:		681-794-207	ACT	7		W	7:00- 9:50P	SMB	1345	15	30	G	2.0
			RESTRICT: MUSIC GRADUATE STUDENTS											
	Music C485, activity 7:		681-794-208	ACT	8		M	5:00- 6:50P	SMB	B665A	15	30	G	2.0
			RESTRICT: MUSIC GRADUATE STUDENTS											
	Music C485, activity 8:		681-794-209	ACT	9		VAR		SMB	PONCE, W.	5	30	G	2.0
			RESTRICT: MUSIC GRADUATE STUDENTS											
	Music C485, activity 9:		681-794-210	ACT	10		VAR		SMB	MARGULIS, V.	10	30	G	2.0
			RESTRICT: MUSIC GRADUATE STUDENTS											
	Music C485, activity 10:		681-794-211	ACT	11		R	1:00- 2:50P	SMB	1151	20	30	G	2.0
			RESTRICT: MUSIC GRADUATE STUDENTS											
	Music C485, activity 11:		681-794-212	ACT	12		M	5:30- 7:15P	SMB	1325	15	30	G	2.0
			RESTRICT: MUSIC GRADUATE STUDENTS											
	Music C485, activity 12:		681-794-213	ACT	13		VAR		SMB	SNOW, J.L.	15	30	G	2.0
			RESTRICT: MUSIC GRADUATE STUDENTS											
	Music C485, activity 13:		681-794-214	ACT	14		VAR		SMB	BOOTH, W.C.	15	30	G	2.0
			RESTRICT: MUSIC GRADUATE STUDENTS											
	Music C485, activity 14:													

CATALOG NUMBER	COURSE TITLE	ENF REQ IM	ID NUMBER	CLS TYP	SEC	FEE	DAYS	TIME	BUILDING/ ROOM	INSTRUCTOR	ENRL CAP	XC	CR TP	UNITS
			681-794-215	ACT	15		VAR		SMB	MASEK, D.H.	15	30	G	2.0
	Music C485, activity 15:		RESTRICT: MUSIC GRADUATE STUDENTS											
			681-794-216	ACT	16		VAR		SMB	GONDEK, J.K.	5	30	G	2.0
	Music C485, activity 16:		RESTRICT: MUSIC GRADUATE STUDENTS											
			681-794-217	ACT	17		VAR		SMB	BULL, C.	5	30	G	2.0
	Music C485, activity 17:		RESTRICT: MUSIC GRADUATE STUDENTS											
			681-794-218	ACT	18		VAR		SMB	LINDEMANN, J.H.	10	30	G	2.0
	Music C485, activity 18:		RESTRICT: MUSIC GRADUATE STUDENTS											
			681-794-219	ACT	19		VAR		SMB	MIRANDA, R.	5	30	G	2.0
			RESTRICT: INSTRUCTOR CONSENT											

MUSICOLOGY

Music History

A per-unit Instructional Enhancement Fee is assessed on most L&S undergraduate nontutorial classes. See the Miscellaneous Fees chart at <http://www.registrar.ucla.edu/fees/> for fee amounts.

26C	HIST&ANLY-MUSIC I	Y	-----	LEC	1		TBA		SMB	EYERLY, S.J.	60	20	G	5.0
			278-080-201	LAB	1A		F	11:00-11:50A	SMB	1421	30			0.0
			278-080-202	LAB	1B		F	12:00-12:50P	SMB	1421	30			0.0
66	GETTING MEDIEVAL	N	278-198-200	LEC	1		MW	1:00- 2:50P	SMB	1200	120	06	G	5.0
70	BEETHOVEN	N	278-210-200	LEC	1		TBA		SMB		350	20		5.0
98T	MUSIC AND WAR	N	278-292-200	SEM	1		TBA		SMB		20	30	G	5.0
126C	HIST&ANLY-MUSIC II	Y	-----	LEC	1		TR	11:00-12:50P	SMB	1440	60	13	G	5.0
			278-458-201	LAB	1A		TBA		SMB		30			0.0
			278-458-202	LAB	1B		TBA		SMB		30			0.0
135C	HISTORY OF OPERA	N	-----	LEC	1		TR	9:00-10:50A	SMB	1200	120	12		5.0
			278-512-201	LAB	1A		F	9:00- 9:50A	SMB		60			0.0
			278-512-202	LAB	1B		F	10:00-10:50A	SMB		60			0.0
M137	GAY&LSBN POP MUSIC	N	278-522-200	LEC	1		TR	11:00-12:50P	SMB	1200	120	13	G	5.0
			SAME AS : LGBTS M137											
191G	20TH-CENTURY MUSIC	Y	278-852-200	SEM	1		TBA		SMB		20	30		4.0
			RESTRICT: MUSIC HISTORY MAJORS											
			Music History 191G, seminar 1: Repetition and Subjectivity in 20th-Century Music											
193B	PERFORMANCE SEMINAR	N	278-861-200	SEM	1		R	3:00- 4:50P	SMB	1354	20	30	PN	2.0
193C	JOURNAL SEM-MAJORS	N	278-862-200	SEM	1		M	3:00- 4:50P	SMB	1354	20	30	PN	2.0
			RESTRICT: MUSIC HISTORY MAJORS OR MINORS & JUNIORS AND ABOVE											

Musicology

A per-unit Instructional Enhancement Fee is assessed on most L&S undergraduate nontutorial classes. See the Miscellaneous Fees chart at <http://www.registrar.ucla.edu/fees/> for fee amounts.

200C	ANALYSIS&CRITICISM	N	682-012-200	SEM	1		W	3:00- 5:50P	SMB	1818	10	30	G	6.0
			RESTRICT: MUSIC,MUSCLGY,ETHNO,MUSIC HIST GRADS											
M201	REPERTORY&ANALYSIS	Y	682-016-200	SEM	1		W	1:00- 2:50P	SMB	1818	10	30	SU	2.0
			SAME AS : MUSIC M201											
			RESTRICT: MUSICOLOGY GRADUATE STUDENTS											
260F	HIST MSCLG-20TH C	N	682-365-200	SEM	1		R	3:00- 5:50P	SMB	1818	10	30	G	4.0
			RESTRICT: MUSIC,MUSCLGY,ETHNO,MUSIC HIST GRADS											
			682-365-201	SEM	2		F	2:00- 4:50P	SMB	1818	10	30	G	4.0
			RESTRICT: MUSIC,MUSCLGY,ETHNO,MUSIC HIST GRADS											
265F	20-CENT MUSICOLOGY	Y	682-396-200	SEM	1		R	3:00- 5:50P	SMB		5	30	SU	2.0
			RESTRICT: MUSIC,MUSCLGY,ETHNO,MUSIC HIST GRADS											
			682-396-201	SEM	2		F	2:00- 4:50P	SMB		5	30	SU	2.0
			RESTRICT: MUSIC,MUSCLGY,ETHNO,MUSIC HIST GRADS											
CM288	MUSIC INDUSTRY	N	682-528-200	LEC	1		TR	11:00-12:50P	SMB	1439	10	30	G	4.0
			SAME AS : ETHNOMU CM288, MUSIC CM282											
			RESTRICT: MUSIC,MUSCLGY,ETHNO,MUSIC HIST GRADS											
299	DISRTTN RSCH COLLOQ	N	682-596-200	SEM	1		W	4:00- 5:50P	SMB	1354	20	30	SU	2.0
			RESTRICT: MUSIC,MUSCLGY,ETHNO,MUSIC HIST GRADS											
375	TCHNG APRNTC PRCTCM	N	682-620-201	SEM	1		UNSCHE				17	30	SU	1.0- 4.0
			RESTRICT: MUSIC,MUSCLGY,ETHNO,MUSIC HIST GRADS											
495	INTRO PRACTICUM	N	682-790-200	SEM	1		F	11:00-12:50P	SMB	1818	10	30	SU	2.0
			RESTRICT: MUSICOLOGY GRADUATE STUDENTS											

NAVAL SCIENCE

A per-unit Instructional Enhancement Fee is assessed on most L&S undergraduate nontutorial classes. See the Miscellaneous Fees chart at <http://www.registrar.ucla.edu/fees/> for fee amounts.

Z	LEADERSHIP LAB	N	283-003-200	LAB	1		T	7:00- 9:20A	BROAD	2100A	60	30		0.0
							T	7:00- 9:20A	HAINES	A25				
							T	7:00- 9:20A	GEOLOGY	3656				
							T	7:00- 9:20A	BOELTER	2760				
20A	NAVL SHIP SYSTEM II	N	283-116-200	LEC	1		MW	10:00-11:50A	SAC	B20B	30	03		4.0
101A	NAVIGATION I	N	283-310-200	LEC	1		MW	8:00- 9:50A	SAC	B20B	25	01		4.0
			ELMASRY, T.S.											
			ESQUIVEL, C.E.											

NEAR EASTERN LANGUAGES AND CULTURES

Ancient Near East

A per-unit Instructional Enhancement Fee is assessed on most L&S undergraduate nontutorial classes. See the Miscellaneous Fees chart at <http://www.registrar.ucla.edu/fees/> for fee amounts.

10W	JERUSALEM-HOLY CITY	Y	Y	-----	LEC	1	TR	12:30- 1:45P	HUMANTS	169	80	14	G	5.0
			Y	286-031-201	DIS	1A	R	2:00- 2:50P	PUB AFF	1284	20			0.0
			Y	286-031-202	DIS	1B	R	2:00- 2:50P	PUB AFF	1278	20			0.0
			Y	286-031-203	DIS	1C	R	3:00- 3:50P	PUB AFF	1284	20			0.0
			Y	286-031-204	DIS	1D	R	3:00- 3:50P	PUB AFF	1278	20			0.0
19	FIAT LUX FRSHMN SEM	N	286-057-200	SEM	1		T	1:00- 2:50P	MS	6201	20	30	PN	1.0
			RESTRICT: FIRST-YEAR FRESHMAN											
			Ancient Near East 19, seminar 1: Investigating Forgotten Port: Jaffa Cultural Heritage Project											
M101A	EGYPTIAN ART&ARCHEO	N	286-302-200	LEC	1		T	11:00-12:50P	GEOLOGY	4660	20	13		4.0
							R	11:00-12:50P	GEOLOGY	4645				
			SAME AS : ART HIS M101A											

CATALOG NUMBER	COURSE TITLE	ENF REQ IM	ID NUMBER	CLS TYP	SEC	FEE	DAYS	TIME	BUILDING/ ROOM	INSTRUCTOR	ENRL CAP	XC	CR TP	UNITS
Turkic Languages														
A per-unit Instructional Enhancement Fee is assessed on most L&S undergraduate nontutorial classes. See the Miscellaneous Fees chart at http://www.registrar.ucla.edu/fees/ for fee amounts.														
101C	ELEMENTARY TURKISH	Y	296-309-200	LEC	1		TWR	12:00- 1:50P	HUMANTS A26	KURUOGLU, G.	25	14		5.0
102C	ADVANCED TURKISH	Y	296-320-200	LEC	1		TR	2:00- 3:50P	BUNCHE 3170	KURUOGLU, G.	10	15		4.0
115A	ELEMENTARY AZERI	N	296-390-200	LEC	1		TWR	3:00- 4:50P	HAINES A28		15	16		4.0
NEUROBIOLOGY														
Medical History														
M169	HIST-NEUROSCIENCES	N	107-714-200	LEC	1		W	2:00- 4:50P	HLTHSCI 73240	FRANK JR, R.G.	5	30		4.0
SAME AS : NEURBIO M169														
19	FIAT LUX FRSHMN SEM	N	307-057-200	SEM	1		R	11:00-11:50A	HLTHSCI 63214	SCHEIBEL, A.B.	20	30	PN	1.0
RESTRIC: FIRST-YEAR FRESHMAN														
Neurobiology 19, seminar 1: Thinking and Feeling: Introduction to Your Brain														
106	FNCTNL NEUROANATOMY	N	-----	LEC	1		M	9:00-10:50A	HLTHSCI 23105A	TURMAN, J.E.	10	30		4.0
R														
RESTRIC: INSTRUCTOR CONSENT														
307-336-201 LAB 1A														
M169	HIST-NEUROSCIENCES	N	307-714-200	LEC	1		W	2:00- 4:50P	HLTHSCI 73240	FRANK JR, R.G.	15	30		4.0
SAME AS : MED HIS M169														
188SB	INDIV STD FOR USIE	Y	307-861-201	TUT	1		VAR			SCHEIBEL, A.B.	7	30	G	2.0
RESTRIC: PETITION OR CONTRACT REQUIRED														
M200G	BIO-LEARNING&MEMORY	N	707-009-200	LEC	1		TBA		HLTHSCI	MARTIN, K.C.	20	30	G	4.0
SAME AS : MC&IP M200G, NEUROSC M220, PSYCH M208														
RESTRIC: GRADUATE STUDENTS														
270	SEM IN NEUROSCIENCE	N	707-419-200	SEM	1		T	4:00- 4:50P	NEUROSC 132	BRECHA, N.C.	15	15	SU	1.0
RESTRIC: GRADUATE STUDENTS														
M287	NEURAL MICROCIRCUIT	N	707-522-200	LEC	1		TR	1:00- 2:50P	HLTHSCI 63214	FELDMAN, J.L.	15	15	G	4.0
SAME AS : NEUROSC M287														
RESTRIC: GRADUATE STUDENTS														
296	RSRCH SEM&JRNL CLUB	N	707-576-200	SEM	1		M	12:00-12:50P	HLTHSCI 73240	GORSKI, R.A.	15	30	SU	1.0
RESTRIC: NEUROBIOLOGY MAJORS														
298A	MOL&CELL&DEV BIOL	N	707-588-200	SEM	1		W	10:00-11:50A	HLTHSCI 63214	COOPER, E.L.	10	30	SU	2.0
RESTRIC: GRADUATE STUDENTS														
NEUROSCIENCE														
A per-unit Instructional Enhancement Fee is assessed on most L&S undergraduate nontutorial classes. See the Miscellaneous Fees chart at http://www.registrar.ucla.edu/fees/ for fee amounts.														
19	FIAT LUX FRSHMN SEM	N	298-057-200	SEM	1		T	9:00-10:50A	LAKRETZ 100	CHANDLER, S.H.	20	30	PN	1.0
RESTRIC: FIRST-YEAR FRESHMAN														
Neuroscience 19, seminar 1: Shall We Dance? How Brain Controls Movement in Health and Disease														
For Neuroscience M101C, there will be one evening midterm examination at a date and time to be determined.														
M101C	BHVR&CGNTV NEUROSCI	Y	-----	LEC	1		TR	2:00- 3:50P	DODD 121	KNOWLTON, B.	120	15		5.0
SAME AS : MCD BIO M175C, PHY SCI M180C, PSYCH M117C														
298-311-201 DIS 1A														
298-311-202 DIS 1B														
298-311-203 DIS 1C														
298-311-204 DIS 1D														
298-311-205 DIS 1E														
298-311-206 DIS 1F														
179	NEUROLGCL DISORDERS	Y	298-774-200	LEC	1		MW	4:00- 5:50P	BOELTER 4283	CEPEDA, C.	25	30	G	4.0
RESTRIC: NEUROSCIENCE MAJORS OR MINORS														
180	NEURL DVLP&DISEASE	Y	298-780-200	SEM	1		TR	11:00-12:15P	WGYOUNG 1044	CARPENTER, E.M.	35	30	G	4.0
RESTRIC: NEUROSCIENCE MAJORS OR MINORS														
181	LEARNING AND MEMORY	Y	298-786-200	SEM	1		W	1:00- 3:50P	LAKRETZ 101	XIE, C.	15	30	G	4.0
RESTRIC: NEUROSCIENCE MAJORS OR MINORS														
182	PHRM-DRUGS OF ABUSE	Y	298-792-200	SEM	1		MWF	11:00-11:50A	WGYOUNG 1044	HOWARD, S.G.	20	30	G	4.0
RESTRIC: NEUROSCIENCE MAJORS OR MINORS														
191C	NEURAL STEM CELLS	Y	298-849-200	SEM	1		TR	12:30- 1:45P	LAKRETZ 100	COSKUN, V.	20	30		4.0
RESTRIC: NEUROSCIENCE MAJORS OR MINORS & JUNIORS AND SENIORS														
Neuroscience 191C, seminar 1: Neural Stem Cells: Biology, Diseases, and Therapies														
205	SYSTEM NEUROSCIENCE	N	698-035-200	LEC	1		MW	10:00-11:50A	GEOLOGY 6704	BUONOMANO, D.	50	30	G	4.0
RESTRIC: GRADUATE STUDENTS														
M206	NEUROENGINEERING	Y	698-037-200	LEC	1		TR	2:00- 3:50P	BOELTER 7514	JUDY, J.W.	10	15	G	4.0
SAME AS : BIOMED M260, EL ENGR M255														
RESTRIC: GRADUATE STUDENTS														
207	INTEGRY-SCI INVSTGN	N	698-042-200	DIS	1		T	10:00-11:50A	SEMEL 18250	HOVDA, D.A.	20	30	SU	2.0
RESTRIC: NEUROSCIENCE GRADUATE STUDENTS														
698-042-201 DIS 2														
R														
RESTRIC: NEUROSCIENCE GRADUATE STUDENTS														
210C	CURRENT LIT-NEUROSC	N	698-062-200	DIS	1		TBA		GONDA	BALLEINE, B.W.	25	30	SU	2.0
RESTRIC: NEUROSCIENCE GRADUATE STUDENTS														
211C	EVAL-RESEARCH LIT	N	698-067-200	DIS	1		TBA		GONDA	HARRIS, N.G.	20	30	SU	2.0
RESTRIC: NEUROSCIENCE GRADUATE STUDENTS														
M212C	RSRCH LIT-NEUROENGR	N	698-073-200	DIS	1		R	11:00-12:50P	BOELTER 7514	JUDY, J.W.	5	30	SU	2.0
SAME AS : BIOMED M261C, EL ENGR M256C														
RESTRIC: GRADUATE STUDENTS														
M220	BIO-LEARNING&MEMORY	N	698-111-200	LEC	1		TBA		HLTHSCI	MARTIN, K.C.	20	30	G	4.0
SAME AS : MC&IP M200G, NEURBIO M200G, PSYCH M208														
RESTRIC: GRADUATE STUDENTS														
240	PHENOTYPIC TRAITS	N	698-215-200	LEC	1		TR	9:30-10:50A	GONDA	LOO, S.K.	20	30		4.0
RESTRIC: GRADUATE STUDENTS														
M287	NEURAL MICROCIRCUIT	N	698-522-200	LEC	1		TR	1:00- 2:50P	HLTHSCI 63214	FELDMAN, J.L.	5	15	G	4.0
SAME AS : NEURBIO M287														
M293	CULTURE&BRAIN&DEVL	N	698-563-200	SEM	1		TR	12:15- 1:50P	HAINES 352		0	30	SU	1.0
SAME AS : ANTHRO M293, AP&TESL M232, EDUC M285, PSYCH M248														
RESTRIC: GRADUATE STUDENTS														
375	TCHNG APRNTC PRCTCM	N	698-620-201	SEM	1		UNSCHE			GLANZMAN, D.L.	5	30	SU	1.0-4.0
RESTRIC: GRADUATE STUDENTS														

CATALOG NUMBER	COURSE TITLE	ENF REQ IM	ID NUMBER	CLS TYP	SEC	FEE	DAYS	TIME	BUILDING/ ROOM	INSTRUCTOR	ENRL CAP	XC	CR TP	UNITS
NURSING														
50	FUNDAMENTALS OF EPI	N	302-150-200	LEC	1		TR	9:30-10:50A	FACTOR 5255	ROBBINS, W.A.	65	12	G	4.0
			RESTRICT: NURSING MAJORS											
54A	PATHOPHYSIOLOGY I	N	302-162-200	LEC	1		TR	10:00-11:15A	FACTOR	BATES-JENSEN, B.M.	59	30	G	3.0
			RESTRICT: NURSING MAJORS											
115	PHARMACOL&THERAPEUT	Y	302-391-200	LEC	1		T	1:00- 2:50P	FACTOR 3648	GYLYS, K.H.	60	30	G	5.0
			RESTRICT: NURSING MAJORS											
162A	TER PRV MED-SG/G I	Y	302-673-200	LEC	1		R	9:00- 1:50P	FACTOR	VILLESENDA, A.M.	52	30	G	5.0
			RESTRICT: NURSING MAJORS											
162B	TER PRV-MATERNITY	Y	302-674-200	LEC	1		F	10:00-12:50P	FACTOR	HUDSON, A.L.	52	30	G	3.0
			RESTRICT: NURSING MAJORS											
163	CLIN-MED-SG/GER I	Y	302-679-201	CLI	1		TBA		FACTOR	ARTINIAN, L.	17	30	PN	4.0
			RESTRICT: NURSING MAJORS											
			302-679-202	CLI	2		TBA		FACTOR	GABSTER, C.M.	17	30	PN	4.0
			RESTRICT: NURSING MAJORS											
			302-679-203	CLI	3		TBA		FACTOR	VILLESENDA, A.M.	17	30	PN	4.0
			RESTRICT: NURSING MAJORS											
164	CLIN-MATERNITY	Y	302-684-200	CLI	1		TBA		FACTOR	HUDSON, A.L.	52	30	PN	2.0
			RESTRICT: NURSING MAJORS											
171C	PUB HEALTH NURSING	Y	302-628-200	LEC	1		MW	8:00- 9:15A	FACTOR	WILEY, D.J.	18	30	G	3.0
			RESTRICT: NURSING MAJORS											
171D	PUB HEALTH NURSING	Y	302-629-201	CLI	1		TBA		OFF CAM	FONGWA, M.N.	9	30	PN	3.0
			RESTRICT: NURSING MAJORS											
			302-629-202	CLI	2		TBA		FACTOR	VERZEMNIEKS, I.L.	9	30	PN	3.0
			RESTRICT: NURSING MAJORS											
204	RSRCH DSGN&CRITIQUE	N	702-029-200	LEC	1		F	9:00-11:50A	FACTOR	FONGWA, M.N.	60	30	G	4.0
			RESTRICT: NURSING GRADUATE STUDENTS											
205C	ADV QUAL RSC MTHD 2	Y	702-033-200	LEC	1		T	2:00- 5:50P	FACTOR 5242	HEILEMANN, M.V.	10	30	G	4.0
			RESTRICT: NURSING GRADUATE STUDENTS											
210C	NURSING INTERVENTN	N	702-066-200	LEC	1		R	1:00- 3:50P	FACTOR 3637	SARNA, L.P.	15	30	G	4.0
			RESTRICT: NURSING GRADUATE STUDENTS											
218A	NURSNG ADMIN THEORY	N	702-140-200	LEC	1		T	12:00- 3:50P	FACTOR		0	15	G	4.0
			RESTRICT: NURSING GRADUATE STUDENTS											
			702-140-201	LEC	2		T	12:00- 3:50P	FACTOR	UPENIEKS, V.V.	0	15	G	4.0
			RESTRICT: DEPARTMENT CONSENT											
218D	NURSNG ADMIN THEORY	N	702-143-200	LEC	1		R	10:00- 1:50P	FACTOR 4147A	BESWICK, M.D.	16	14	G	4.0
			RESTRICT: NURSING GRADUATE STUDENTS											
219B	OPERATNS PLAN&CNTRL	N	702-147-200	LEC	1		R	10:00- 1:50P	FACTOR	MCLAUGHLIN, E.J.	14	14	G	4.0
			RESTRICT: NURSING GRADUATE STUDENTS											
225B	ADV PHARM II	N	702-158-200	LEC	1		T	8:00- 9:50A	FACTOR	STREHLOW, A.J.	120	30	G	2.0
			RESTRICT: NURSING GRADUATE STUDENTS											
			Nursing 225B, lecture 2, is limited to MECN/prelicensure students.											
			702-158-201	LEC	2		M	1:00- 2:50P	FACTOR A660A	SOKOLOW, S.	60	30	G	2.0
			RESTRICT: NURSING GRADUATE STUDENTS											
230B	ADV PATHOPHYSIOL II	N	702-184-200	LEC	1		T	10:00-11:50A	FACTOR A660A	COMPTON, M.A.	120	30	G	2.0
			RESTRICT: NURSING GRADUATE STUDENTS											
236	PRIMARY CARE-CHILD	Y	702-230-200	LEC	1		W	8:00-11:50A	FACTOR A660A	WRIGHT, K.N.	60	02	G	4.0
			RESTRICT: NURSING GRADUATE STUDENTS											
238A	NURSING OF CHILDREN	N	702-256-200	LEC	1		T	1:00- 4:50P	FACTOR 5255	FREDRICKSON, J.M.	20	15	G	2.0/ 4.0
			RESTRICT: NURSING GRADUATE STUDENTS											
239A	ACUITY&CHRONCTY-ILL	N	702-260-200	LEC	1		T	1:00- 4:50P	FACTOR A660A	MACABASCO-O'CONNEL	140	15	G	4.0
			RESTRICT: NURSING GRADUATE STUDENTS											
			Nursing C255, lecture 1, is limited to MECN/prelicensure students.											
C255	MENTAL HLTH/ILLNESS	N	702-330-200	LEC	1		M	9:00-11:50A	FACTOR A660A	GRAVES, J.N.	60	01	G	3.0
			RESTRICT: NURSING GRADUATE STUDENTS											
			Nursing 267, lecture 1, is limited to MECN/prelicensure students.											
267	HEALTHCARE POLICY	Y	702-402-200	LEC	1		F	1:00- 3:50P	FACTOR A660A	LEACH, L.S.	0	30	G	3.0
			RESTRICT: NURSING GRADUATE STUDENTS											
269	QLTY IMPRV-POP PRAC	Y	702-414-200	LEC	1		F	1:00- 3:50P	FACTOR	LEACH, L.S.	56	30	G	4.0
			RESTRICT: NURSING GRADUATE STUDENTS											
M298	INFECT DISEASE EMER	N	702-586-200	LEC	1		M	12:00- 2:50P	HLTHSCI	DORIAN, A.	5	30	G	4.0
			SAME AS : COM HLT M256, MED M256, ORL BIO M256											
299A	NURSNG RESEARCH SEM	N	702-592-200	SEM	1		T	11:00-12:50P	FACTOR 4145	HODGE, F.S.	20	30	SU	2.0
			RESTRICT: NURSING GRADUATE STUDENTS											
299C	NURSNG RESEARCH-LAB	N	702-594-200	SEM	1		T	10:00-10:50A	FACTOR 3250	LEWIS, M.A.	10	30	SU	4.0
			RESTRICT: NURSING GRADUATE STUDENTS											
375	TCHNG APRNTC PRCTCM	N	702-601-200	SEM	1		UNSCHE			NYAMATHI, A.M.	50	30	SU	1.0- 4.0
			RESTRICT: NURSING GRADUATE STUDENTS											
418A	NURSNG ADMIN PRCTCM	N	702-653-200	CLI	1		R	9:00- 9:50A	FACTOR	COSTA, D.J.	10	30	G	3.0- 4.0
			RESTRICT: NURSING GRADUATE STUDENTS											
418D	NURSNG ADMIN RESDNC	N	702-656-200	CLI	1		R	9:00- 9:50A	FACTOR 4147A	BARNES, J.R.	10	30	G	12.0
			RESTRICT: NURSING GRADUATE STUDENTS											
438A	CHLDRN-WLLNSS CARE	N	702-752-200	CLI	1		W	1:00- 3:50P	FACTOR 5255	FREDRICKSON, J.M.	10	30	G	4.0
			RESTRICT: NURSING GRADUATE STUDENTS											
			702-752-201	CLI	2		W	1:00- 3:50P	FACTOR 5255	MCGRATH, N.E.	10	30	G	4.0
			RESTRICT: NURSING GRADUATE STUDENTS											
438D	PDTRC PRMY CARE-RES	N	702-743-200	CLI	1		W	9:00-11:50A	FACTOR 5255	FREDRICKSON, J.M.	10	30	G	8.0
			RESTRICT: NURSING GRADUATE STUDENTS											
			702-743-201	CLI	2		W	9:00-11:50A	FACTOR 5255	MCGRATH, N.E.	10	30	G	8.0
			RESTRICT: NURSING GRADUATE STUDENTS											
441	NEURPSYCH SUBSPCLTY	N	702-749-200	SEM	1		TBA		FACTOR	NAVA, I.S.	5	30	SU	1.0- 2.0
			RESTRICT: NURSING GRADUATE STUDENTS											
450	ADV PRACTICE NURSNG	N	702-691-200	CLI	1		TBA		FACTOR	LEWIS, M.A.	5	30	SU	2.0- 8.0
			RESTRICT: DEPARTMENT CONSENT											
461	CLNC INTRNSHP	Y	702-759-200	CLI	1		TBA		FACTOR	GRAVES, J.N.	28	30	SU	2.0
			RESTRICT: DEPARTMENT CONSENT											
			Nursing 461, lecture 2, is limited to MECN/prelicensure students.											
			702-759-201	CLI	2		TBA		FACTOR	WOODS, D.L.	28	30	SU	2.0
			RESTRICT: DEPARTMENT CONSENT											
467	CLNC INTRNSHP	Y	702-764-201	CLI	1		TBA		OFF CAM	BATES-JENSEN, B.M.	15	30	SU	12.0
			RESTRICT: DEPARTMENT CONSENT											
			702-764-202	CLI	2		TBA		OFF CAM	BESWICK, M.D.	15	30	SU	12.0
			RESTRICT: DEPARTMENT CONSENT											

CATALOG NUMBER	COURSE TITLE	ENF REQ IM	ID NUMBER	CLS TYP	SEC	FEE	DAYS	TIME	BUILDING/ ROOM	INSTRUCTOR	ENRL CAP	XC	CR TP	UNITS
			702-764-203	CLI	3		TBA		OFF CAM	ARTINIAN, L.	15	30	SU	12.0
			RESTRICT: DEPARTMENT CONSENT											
			702-764-204	CLI	4		TBA		OFF CAM	JACOB, E.	15	30	SU	12.0
			RESTRICT: DEPARTMENT CONSENT											
			702-764-205	CLI	5		TBA		OFF CAM	TOKUNOW, J.T.	15	30	SU	12.0
			RESTRICT: DEPARTMENT CONSENT											
			702-764-206	CLI	6		TBA		OFF CAM		0	30	SU	12.0
			RESTRICT: DEPARTMENT CONSENT											
			702-764-207	CLI	7		TBA		OFF CAM	THE STAFF	0	30	SU	12.0
			RESTRICT: DEPARTMENT CONSENT											
495	NURSING ED PRACTICM		702-798-200	SEM	1		TBA		FACTOR	KONIAK-GRIFFIN, D.	5	30		2.0
			RESTRICT: NURSING GRADUATE STUDENTS											

PATHOLOGY AND LABORATORY MEDICINE

M229	HOST/PATHGN INTERAC	Y	706-174-200	LEC	1		TR	12:00- 1:50P	GEOLOGY 3656	KELLY, K.A.	35	30	G	4.0
			SAME AS : MIMG M229											
M237	CELL&MOLEC-DISEASE	N	706-170-200	LEC	1		M	10:00-11:50A	HLTHSCI 13265	TONONOZ, P.J.	18	30		4.0
							W	10:00-11:50A	HLTHSCI IP171					
			SAME AS : BIOL CH M237											
			RESTRICT: GRADUATE STUDENTS											
240	TRNSPLNTN IMMUNOLGY	N	706-241-200	LEC	1		MW	5:00- 6:30P	HLTHSCI 43130	REED, E.F.	15	30	G	4.0
M272	STEM CELL BIOLOGY	N	706-432-200	LEC	1		MWF	1:30- 2:50P	WG YOUNG 1044	DORSHKIND, K.A.	25	06		4.0
			SAME AS : MCD BIO M272											
			RESTRICT: INSTRUCTOR CONSENT											
294	BASIC CONCEPTS-ONC	N	706-565-200	LEC	1		MWF	4:00- 4:50P	WG YOUNG 4216	THE STAFF	50	30	G	4.0
			RESTRICT: GRADUATE STUDENTS											

PHILOSOPHY

A per-unit Instructional Enhancement Fee is assessed on most L&S undergraduate nontutorial classes. See the Miscellaneous Fees chart at <http://www.registrar.ucla.edu/fees/> for fee amounts.

8	INTRO-PHILOS OF SCI	N	-----	LEC	1		MW	11:00-12:50P	ROLFE 1200	SMITH, S.R.	210	04		5.0
			312-049-201	DIS	1A		M	9:00- 9:50A	DODD 178		15			0.0
			312-049-202	DIS	1B		M	10:00-10:50A	DODD 178		15			0.0
			312-049-203	DIS	1C		T	9:00- 9:50A	DODD 178		15			0.0
			312-049-204	DIS	1D		T	10:00-10:50A	DODD 178		15			0.0
			312-049-205	DIS	1E		T	11:00-11:50A	DODD 178		15			0.0
			312-049-206	DIS	1F		T	12:00-12:50P	DODD 178		15			0.0
			312-049-207	DIS	1G		R	9:00- 9:50A	DODD 178		15			0.0
			312-049-208	DIS	1H		R	10:00-10:50A	DODD 178		15			0.0
			312-049-209	DIS	1I		R	11:00-11:50A	DODD 178		15			0.0
			312-049-210	DIS	1J		R	12:00-12:50P	DODD 178		15			0.0
			312-049-211	DIS	1K		F	9:00- 9:50A	DODD 178		15			0.0
			312-049-212	DIS	1L		F	10:00-10:50A	DODD 178		15			0.0
			312-049-213	DIS	1M		F	11:00-11:50A	PUB AFF 2292		15			0.0
			312-049-214	DIS	1N		F	12:00-12:50P	DODD 154		15			0.0
21	SKEPTICISM&RATNALTY	N	-----	LEC	1		TR	9:00-10:50A	ROYCE 362	PEDERSEN, N.	120	12		4.0
			312-076-201	DIS	1A		M	12:00-12:50P	BUNCHE 3143		15			0.0
			312-076-202	DIS	1B		T	1:00- 1:50P	BUNCHE 3143		15			0.0
			312-076-203	DIS	1C		W	12:00-12:50P	FOWLER A139		15			0.0
			312-076-204	DIS	1D		T	1:00- 1:50P	FOWLER A139		15			0.0
			312-076-205	DIS	1E		W	1:00- 1:50P	PUB AFF 1234		15			0.0
			312-076-206	DIS	1F		W	2:00- 2:50P	PUB AFF 1234		15			0.0
			312-076-207	DIS	1G		F	9:00- 9:50A	BUNCHE 1221A		15			0.0
			312-076-208	DIS	1H		F	10:00-10:50A	BUNCHE 1221A		15			0.0
22	INTRO-ETHICAL THRY	N	-----	LEC	1		TR	11:00-12:15P	HUMANTS A51	LAWRENCE, G.	210	13		5.0
			312-079-201	DIS	1A		M	11:00-11:50A	DODD 178		15			0.0
			312-079-202	DIS	1B		M	12:00-12:50P	DODD 178		15			0.0
			312-079-203	DIS	1C		M	1:00- 1:50P	DODD 178		15			0.0
			312-079-204	DIS	1D		M	2:00- 2:50P	DODD 178		15			0.0
			312-079-205	DIS	1E		W	9:00- 9:50A	DODD 178		15			0.0
			312-079-206	DIS	1F		W	10:00-10:50A	DODD 178		15			0.0
			312-079-207	DIS	1G		W	11:00-11:50A	DODD 178		15			0.0
			312-079-208	DIS	1H		W	12:00-12:50P	DODD 178		15			0.0
			312-079-209	DIS	1I		F	11:00-11:50A	DODD 178		15			0.0
			312-079-210	DIS	1J		F	12:00-12:50P	DODD 178		15			0.0
			312-079-211	DIS	1K		F	1:00- 1:50P	DODD 154		15			0.0
			312-079-212	DIS	1L		F	2:00- 2:50P	DODD 154		15			0.0
			312-079-213	DIS	1M		F	9:00- 9:50A	DODD 154		15			0.0
			312-079-214	DIS	1N		F	10:00-10:50A	PUB AFF 2292		15			0.0
32	LOGIC-2ND CRSE	Y	-----	LEC	1		WF	9:00-10:50A	DODD 161	PARSONS, T.D.	80	02		4.0
			312-085-201	DIS	1A		T	9:00- 9:50A	DODD 154		20			0.0
			312-085-202	DIS	1B		T	10:00-10:50A	MS 7608		20			0.0
			312-085-203	DIS	1C		W	1:00- 1:50P	DODD 178		20			0.0
			312-085-204	DIS	1D		W	2:00- 2:50P	DODD 178		20			0.0
98T	NEED GOVERNMENT?	N	312-288-201	SEM	1		MW	12:00- 1:20P	BUNCHE 2160	HUGHES, R.	15	30	G	5.0
100C	MDRN PHIL-1650-1800	N	-----	LEC	1		MW	10:00-11:50A	HAINES 220	CARRIERO, J.P.	150	03		4.0
			RESTRICT: PHILOSOPHY MAJORS OR MINORS											
			312-307-201	DIS	1A		TBA				15			0.0
			312-307-202	DIS	1B		T	12:00-12:50P	PUB AFF 2292		15			0.0
			312-307-203	DIS	1C		T	1:00- 1:50P	DODD 178		15			0.0
			312-307-204	DIS	1D		T	2:00- 2:50P	DODD 178		15			0.0
			312-307-205	DIS	1E		R	1:00- 1:50P	DODD 178		15			0.0
			312-307-206	DIS	1F		R	2:00- 2:50P	DODD 178		15			0.0
			312-307-207	DIS	1G		F	1:00- 1:50P	DODD 178		15			0.0
			312-307-208	DIS	1H		F	2:00- 2:50P	DODD 178		15			0.0
			312-307-209	DIS	1I		W	1:00- 1:50P	BUNCHE 1265		15			0.0
			312-307-210	DIS	1J		W	2:00- 2:50P	BUNCHE 2178		15			0.0
C115	KANT	Y	-----	LEC	1		TR	10:00-11:50A	DODD 78	BURGE, C.T.	40	13		4.0
			312-426-201	DIS	1A		M	1:00- 1:50P	HAINES A28		20			0.0
			312-426-202	DIS	1B		M	2:00- 2:50P	HAINES A6		20			0.0

CATALOG NUMBER	COURSE TITLE	ENF REQ IM	ID NUMBER	CLS TYP	SEC	FEE	DAYS	TIME	BUILDING/ ROOM	INSTRUCTOR	ENRL CAP	XC	CR TP	UNITS	
124	PHILOS OF SCI-HIST	N	-----	LEC 1			MW	1:00- 2:50P	ROYCE 362	SMITH, S.R.	40	06		4.0	
			312-467-201	DIS 1A				TBA				20			0.0
			312-467-202	DIS 1B				W	12:00-12:50P	LAKRETTZ 101		20			0.0
127B	PHILOS OF LANGUAGE	Y	-----	LEC 1			WF	10:00-11:50A	DODD 175	KAPLAN, D.B.	80	03		4.0	
			312-492-201	DIS 1A			M	9:00- 9:50A	DODD 154		20			0.0	
			312-492-202	DIS 1B			M	10:00-10:50A	HAINES A6		20			0.0	
			312-492-203	DIS 1C			T	1:00- 1:50P	BUNCHE A152		20			0.0	
			312-492-204	DIS 1D				TBA			20			0.0	
151A	HISTORY OF ETHICS	N	-----	LEC 1			TR	8:00- 9:50A	HUMANTS A65	LAWRENCE, G.	60	11		4.0	
			312-573-201	DIS 1A				TBA			15			0.0	
			312-573-202	DIS 1B				TBA			15			0.0	
			312-573-203	DIS 1C			W	9:00- 9:50A	BUNCHE 2150		15			0.0	
			312-573-204	DIS 1D				TBA			15			0.0	
174 200C	TPCS-THRY OF KNOWLGM SEM-FIRST YR GRADS	Y N	312-745-200	LEC 1			MW	10:00-11:50A	DODD 170	PEDERSEN, N.	40	03		4.0	
			712-012-200	SEM 1			W	3:00- 5:50P	DODD 325	HSU, A.	15	30		4.0	
201	PLATO	N	RESTRICT: PHILOSOPHY GRADUATE STUDENTS												
			712-021-200	SEM 1			R	3:30- 6:20P	DODD 325	KELSEY, S.A.	15	30		4.0	
259	ETHICS&VALUE THEORY	N	RESTRICT: PHILOSOPHY GRADUATE STUDENTS												
			712-354-200	SEM 1			T	1:00- 2:50P	DODD 325	HIERONYMI, P.	15	30	SU	2.0- 4.0	
271	METAPHYSICS&EPSTMLG	N	RESTRICT: PHILOSOPHY GRADUATE STUDENTS												
			712-433-200	SEM 1			T	3:00- 5:50P	DODD 78	BURGE, C.T.	15	30		4.0	
275 287	HUMAN ACTION SEM-PHILOS OF LANG	N N	712-471-200	SEM 1			M	3:00- 5:50P	BUNCHE 2174	HIERONYMI, P.	15	08		4.0	
			712-568-200	SEM 1			R	3:00- 5:50P	DODD 399	PARSONS, T.D.	15	30		4.0	
288	SEM-WITTGENSTEIN	N	RESTRICT: PHILOSOPHY GRADUATE STUDENTS												
			712-577-200	SEM 1			T	3:00- 5:50P	DODD 399	HSU, A.	15	30		4.0	

PHYSICS AND ASTRONOMY

Astronomy

A per-unit Instructional Enhancement Fee is assessed on most L&S undergraduate nontutorial classes. See the Miscellaneous Fees chart at <http://www.registrar.ucla.edu/fees/> for fee amounts.

3	NATURE OF UNIVERSE	N	-----	LEC 1			MWF	11:00-11:50A	MS 4000A	CORONITI, F.	180	04		5.0
			123-009-201	DIS 1A			T	11:00-12:50P	KNUDSEN 1116		30			0.0
			123-009-202	DIS 1B			T	1:00- 2:50P	KNUDSEN 1116		30			0.0
			123-009-203	DIS 1C			W	1:00- 2:50P	KNUDSEN 1116		30			0.0
			123-009-204	DIS 1D			W	3:00- 4:50P	KNUDSEN 1116		30			0.0
			123-009-205	DIS 1E			R	9:00-10:50A	KNUDSEN 1116		30			0.0
			123-009-206	DIS 1F			R	11:00-12:50P	KNUDSEN 1116		30			0.0
			-----	LEC 2			TR	11:00-12:15P	MS 4000A	SALTZBERG, D.	180	13		5.0
			123-009-211	DIS 2A			T	9:00-10:50A	KNUDSEN 1116		30			0.0
			123-009-212	DIS 2B			T	3:00- 4:50P	KNUDSEN 1116		30			0.0
			123-009-213	DIS 2C			W	9:00-10:50A	KNUDSEN 1116		30			0.0
			123-009-214	DIS 2D			W	11:00-12:50P	KNUDSEN 1116		30			0.0
			4	BLACK HOLES	N	-----	LEC 1			TR	11:00-12:15P	KNSY PV 1240B	MCLEAN, I.S.	117
123-012-201	DIS 1A						R	1:00- 1:50P	KNSY PV 1240B		59			0.0
123-012-202	DIS 1B						R	2:00- 2:50P	KNSY PV 1240B		58			0.0
-----	LEC 1						MW	10:00-11:15A	KNSY PV 1240B	CLINE, D.B.	117	03		4.0
123-054-201	DIS 1A						R	1:00- 1:50P	WGYOUNG 2200		59			0.0
123-054-202	DIS 1B						R	2:00- 2:50P	WGYOUNG 2200		58			0.0
-----	LEC 1						MWF	11:00-11:50A	PAB 1749	HANSEN, B.M.	30	04		4.0
123-200-201	DIS 1A						R	1:00- 1:50P	DODD 78		30			0.0
117 140	RADTN&FLUIDS-ASTRPH STELR SYSTMS&CSMLGY	Y N	123-421-200	LEC 1			MWF	12:00-12:50P	PAB 1749	JURA, M.A.	25	05		4.0
			123-482-200	LEC 1			TR	9:30-10:45A	PAB 1749	FURLANETTO, S.R.	25	12		4.0
275	COSMOLOGY	N	523-422-200	LEC 1			MW	9:00-10:50A	PAB 3735	WRIGHT, E.L.	10	30	G	4.0
			RESTRICT: ASTR, ASTRPHYS OR PHYSICS GRAD											
278	SPECIAL TOPIC-ASTRO	N	523-444-200	SEM 1			TR	11:00-12:50P	PAB 3735	TURNER, J.L.	15	30		2.0- 4.0
			RESTRICT: ASTR, ASTRPHYS OR PHYSICS GRAD											
279	CURRENT ASTRO RSRCH	N	523-452-200	SEM 1			W	3:30- 4:50P	PAB 1434A	MALKAN, M.A.	50	30	SU	2.0
			RESTRICT: ASTR, ASTRPHYS OR PHYSICS GRAD											
281	QUANTM MECH-ASTRPHY	N	523-486-200	LEC 1			TR	9:00-10:50A	PAB 3735	VASSILIEV, V.V.	16	12	G	4.0
			RESTRICT: GRAD PHYSICS OR ASTRONOMY											
M285	ORIGIN SOLAR SYSTEM	N	523-506-200	LEC 1			TBA	GEOLOGY		MCKEEGAN, K.D.	5	30	SU	4.0
M297	RSCH-ASTRPRCTL PHYS	N	523-576-200	TUT 1			T	1:00- 1:50P	PAB 2434	THE STAFF	40	30	SU	2.0- 4.0
			SAME AS : PHYSICS M297											
375	TCHNG APRNTC PRCTCM	N	523-620-201	SEM 1			UNSCHE			HANSEN, B.M.	3	30	SU	1.0- 4.0
			RESTRICT: GRADUATE STUDENTS											

Physics

A per-unit Instructional Enhancement Fee is assessed on most L&S undergraduate nontutorial classes. See the Miscellaneous Fees chart at <http://www.registrar.ucla.edu/fees/> for fee amounts.

1A	MECHANICS	Y	-----	LEC 1			MTWF	2:00- 2:50P	KNSY PV 1220B	GELMINI, G.B.	171	07		5.0			
			318-001-201	DIS 1A			F	10:00-10:50A	ROYCE 162		28			0.0			
			318-001-202	DIS 1B			F	11:00-11:50A	ROYCE 162		28			0.0			
			318-001-203	DIS 1C			F	1:00- 1:50P	MS 5233		28			0.0			
			318-001-204	DIS 1D			F	10:00-10:50A	BOELTER 5419		29			0.0			
			318-001-205	DIS 1E			F	12:00-12:50P	HUMANTS A26		29			0.0			
			318-001-206	DIS 1F			F	1:00- 1:50P	BOELTER 4283		29			0.0			
			1B	OSCILTNS&WAVES&FLDS	Y	-----	LEC 1			MTWF	11:00-11:50A	PAB 1425	WHITTEN JR, C.A.	193	04		5.0
						318-007-201	DIS 1A			F	9:00- 9:50A	BOELTER 5252		32			0.0
						318-007-202	DIS 1B			F	10:00-10:50A	BOELTER 5252		32			0.0
						318-007-203	DIS 1C			F	1:00- 1:50P	HUMANTS A26		32			0.0
						318-007-204	DIS 1D			F	10:00-10:50A	BOELTER 5422		32			0.0
						318-007-205	DIS 1E			F	12:00-12:50P	GEOLOGY 4660		32			0.0
318-007-206	DIS 1F						F	1:00- 1:50P	GEOLOGY 4660		33			0.0			
-----	LEC 2						MTWF	2:00- 2:50P	PAB 1425	MALKAN, M.A.	193	07		5.0			
318-007-221	DIS 2A						F	9:00- 9:50A	GEOLOGY 4660		32			0.0			
318-007-222	DIS 2B						F	10:00-10:50A	PUB AFF 1234		32			0.0			
318-007-223	DIS 2C						F	3:00- 3:50P	GEOLOGY 4660		32			0.0			

CATALOG NUMBER	COURSE TITLE	ENF REQ IM	ID NUMBER	CLS TYP	SEC	FEE	DAYS	TIME	BUILDING/ ROOM	INSTRUCTOR	ENRL CAP	XC	CR TP	UNITS
			318-007-224	DIS	2D		F	1:00-1:50P	BOELTER 5252		32			0.0
			318-007-225	DIS	2E		F	11:00-11:50A	BOELTER 5419		32			0.0
			318-007-226	DIS	2F		F	1:00-1:50P	GEOLOGY 6704		33			0.0
			-----	LEC	3		MTWF	1:00-1:50P	PAB 1425	GEKELMAN, W.N.	192	06		5.0
			318-007-241	DIS	3A		F	10:00-10:50A	PAB 1749		32			0.0
			318-007-242	DIS	3B		F	12:00-12:50P	DODD 78		32			0.0
			318-007-243	DIS	3C		F	1:00-1:50P	PAB 2748		32			0.0
			318-007-244	DIS	3D		F	11:00-11:50A	PUB AFF 1337		32			0.0
			318-007-245	DIS	3E		F	12:00-12:50P	HAINES A44		32			0.0
			318-007-246	DIS	3F		F	2:00-2:50P	HUMANTS A26		32			0.0
1C	ELECTRODYNMC&OPTICS	Y	-----	LEC	1		MTWF	1:00-1:50P	KNSY PV 1220B	KRAUS, P.J.	171	06		5.0
			318-008-201	DIS	1A		F	9:00-9:50A	MS 5148		28			0.0
			318-008-202	DIS	1B		F	10:00-10:50A	HAINES A44		28			0.0
			318-008-203	DIS	1C		F	12:00-12:50P	ROYCE 164		28			0.0
			318-008-204	DIS	1D		F	11:00-11:50A	PAB 2434		29			0.0
			318-008-205	DIS	1E		F	12:00-12:50P	ROYCE 154		29			0.0
			318-008-206	DIS	1F		F	2:00-2:50P	MS 5203		29			0.0
4AL	LAB-MECHANICS	Y	318-016-201	LAB	1		T	8:00-10:50A	GNUDSEN 1238	SLATER, W.E.	21	30	G	2.0
			318-016-202	LAB	2		T	11:00-1:50P	GNUDSEN 1238	SLATER, W.E.	21	30	G	2.0
			318-016-203	LAB	3		T	2:00-4:50P	GNUDSEN 1238	SLATER, W.E.	21	30	G	2.0
			318-016-204	LAB	4		T	5:00-7:50P	GNUDSEN 1238	SLATER, W.E.	21	30	G	2.0
			318-016-205	LAB	5		W	8:00-10:50A	GNUDSEN 1238	SLATER, W.E.	21	02	G	2.0
			318-016-206	LAB	6		W	11:00-1:50P	GNUDSEN 1238	SLATER, W.E.	21	30	G	2.0
			318-016-207	LAB	7		W	2:00-4:50P	GNUDSEN 1238	SLATER, W.E.	21	30	G	2.0
			318-016-208	LAB	8		W	5:00-7:50P	GNUDSEN 1238	SLATER, W.E.	21	30	G	2.0
			318-016-209	LAB	9		R	8:00-10:50A	GNUDSEN 1238	SLATER, W.E.	21	30	G	2.0
			318-016-210	LAB	10		R	11:00-1:50P	GNUDSEN 1238	SLATER, W.E.	21	30	G	2.0
			318-016-211	LAB	11		R	2:00-4:50P	GNUDSEN 1238	SLATER, W.E.	21	30	G	2.0
			318-016-212	LAB	12		R	5:00-7:50P	GNUDSEN 1238	SLATER, W.E.	21	30	G	2.0
			318-016-213	LAB	13		F	8:00-10:50A	GNUDSEN 1238	SLATER, W.E.	21	30	G	2.0
			318-016-214	LAB	14		F	11:00-1:50P	GNUDSEN 1238	SLATER, W.E.	21	30	G	2.0
			318-016-215	LAB	15		F	2:00-4:50P	GNUDSEN 1238	SLATER, W.E.	21	30	G	2.0
4BL	LAB-ELCTRCTY&MGNTSM	Y	318-017-201	LAB	1		T	8:00-10:50A	GNUDSEN 2115	BROWN, S.	16	30	G	2.0
			318-017-202	LAB	2		T	2:00-4:50P	GNUDSEN 2115	BROWN, S.	16	30	G	2.0
			318-017-203	LAB	3		W	8:00-10:50A	GNUDSEN 2115	BROWN, S.	16	30	G	2.0
			318-017-204	LAB	4		W	2:00-4:50P	GNUDSEN 2115	BROWN, S.	16	09	G	2.0
			318-017-205	LAB	5		R	8:00-10:50A	GNUDSEN 2115	BROWN, S.	16	30	G	2.0
			318-017-206	LAB	6		R	11:00-1:50P	GNUDSEN 2115	BROWN, S.	16	30	G	2.0
			318-017-207	LAB	7		R	2:00-4:50P	GNUDSEN 2115	BROWN, S.	16	16	G	2.0
			318-017-208	LAB	8		R	5:00-7:50P	GNUDSEN 2115	BROWN, S.	16	30	G	2.0
			-----	LEC	1		MWF	10:00-10:50A	PAB 1425	HUANG, H.Z.	195	03		5.0
6A	PHYSIC-LIFE SCI MAJ	Y	318-034-201	DIS	1A		F	9:00-9:50A	PAB 2434		48			0.0
			318-034-202	DIS	1B		F	11:00-11:50A	ROYCE 154		49			0.0
			318-034-203	DIS	1C		F	12:00-12:50P	PAB 2434		49			0.0
			318-034-204	DIS	1D		R	4:00-4:50P	DODD 78		49			0.0
			-----	LEC	2		MWF	12:00-12:50P	KNSY PV 1220B	BUCHANAN, C.D.	195	05		5.0
			318-034-211	DIS	2A		F	10:00-10:50A	ROYCE 164		48			0.0
			318-034-212	DIS	2B		F	1:00-1:50P	ROYCE 154		49			0.0
			318-034-213	DIS	2C		F	2:00-2:50P	PAB 2434		49			0.0
			318-034-214	DIS	2D		R	3:00-3:50P	DODD 78		49			0.0
			318-034-251	LAB	M1		T	10:00-11:50A	GNUDSEN 1152		30			0.0
			318-034-252	LAB	M2		T	12:00-1:50P	GNUDSEN 1152		30			0.0
			318-034-253	LAB	M3		T	2:00-3:50P	GNUDSEN 1152		30			0.0
			318-034-254	LAB	M4		T	4:00-5:50P	GNUDSEN 1152		30			0.0
			318-034-255	LAB	M5		T	6:00-7:50P	GNUDSEN 1152		30			0.0
			318-034-256	LAB	M6		W	10:00-11:50A	GNUDSEN 1152		30			0.0
			318-034-257	LAB	M7		W	12:00-1:50P	GNUDSEN 1152		30			0.0
			318-034-258	LAB	M8		W	2:00-3:50P	GNUDSEN 1152		30			0.0
			318-034-259	LAB	M9		W	4:00-5:50P	GNUDSEN 1152		30			0.0
			318-034-260	LAB	M10		W	6:00-7:50P	GNUDSEN 1152		30			0.0
			318-034-261	LAB	M11		R	8:00-9:50A	GNUDSEN 1152		30			0.0
			318-034-262	LAB	M12		R	10:00-11:50A	GNUDSEN 1152		30			0.0
			318-034-263	LAB	M13		R	12:00-1:50P	GNUDSEN 1152		30			0.0
			318-034-299	LAB	M99			UNSCHE			50			0.0
			RESTRICT: DEPARTMENT CONSENT											
			For Physics 6B, the enrollment section is the discussion section (refer to "Compound Classes" instructions listed under URSA). Enrollment cannot be completed unless you are also able to enroll in a laboratory section. For Physics 6B, wait lists are not possible because of the three-part structure (lecture, discussion, and laboratory). For Physics 6B, laboratory M99 is for students who are repeating the lecture but who have completed the laboratory.											
6B	PHYSIC-LIFE SCI MAJ	Y	-----	LEC	1		MWF	9:00-9:50A	KNSY PV 1220B	WALLNY, R.S.	171	02		5.0
			318-036-201	DIS	1A		F	10:00-10:50A	GEOLOGY 3656		57			0.0
			318-036-202	DIS	1B		F	11:00-11:50A	GEOLOGY 3656		57			0.0
			318-036-203	DIS	1C		F	1:00-1:50P	GEOLOGY 3656		57			0.0
			-----	LEC	2		MWF	10:00-10:50A	KNSY PV 1220B	WALLNY, R.S.	171	03		5.0
			318-036-211	DIS	2A		F	11:00-11:50A	HUMANTS 135		57			0.0
			318-036-212	DIS	2B		F	1:00-1:50P	HUMANTS 135		57			0.0
			318-036-213	DIS	2C		F	2:00-2:50P	HUMANTS 135		57			0.0
			318-036-251	LAB	M1		T	8:00-9:50A	GNUDSEN 1134		30			0.0
			318-036-252	LAB	M2		T	10:00-11:50A	GNUDSEN 1134		30			0.0
			318-036-253	LAB	M3		T	12:00-1:50P	GNUDSEN 1134		30			0.0
			318-036-254	LAB	M4		T	2:00-3:50P	GNUDSEN 1134		30			0.0
			318-036-255	LAB	M5		T	4:00-5:50P	GNUDSEN 1134		30			0.0
			318-036-256	LAB	M6		T	6:00-7:50P	GNUDSEN 1134		30			0.0
			318-036-257	LAB	M7		W	8:00-9:50A	GNUDSEN 1134		30			0.0
			318-036-258	LAB	M8		W	10:00-11:50A	GNUDSEN 1134		30			0.0
			318-036-259	LAB	M9		W	12:00-1:50P	GNUDSEN 1134		30			0.0
			318-036-260	LAB	M10		W	2:00-3:50P	GNUDSEN 1134		30			0.0
			318-036-261	LAB	M11		W	4:00-5:50P	GNUDSEN 1134		30			0.0
			318-036-262	LAB	M12		W	6:00-7:50P	GNUDSEN 1134		0			0.0
			318-036-299	LAB	M99			UNSCHE			50			0.0
			RESTRICT: DEPARTMENT CONSENT											

CATALOG NUMBER	COURSE TITLE	ENF REQ IM	ID NUMBER	CLS TYP	SEC	FEE	DAYS	TIME	BUILDING/ ROOM	INSTRUCTOR	ENRL CAP	XC	CR TP	UNITS
For Physics 6C, the enrollment section is the discussion section (refer to "Compound Classes" instructions listed under URSA). Enrollment cannot be completed unless you are also able to enroll in a laboratory section. For Physics 6C, wait lists are not possible because of the three-part structure (lecture, discussion, and laboratory). For Physics 6C, laboratory M99 is for students who are repeating the lecture but who have completed the laboratory.														
6C	PHYSIC-LIFE SCI MAJ	Y	-----	LEC 1			MWF	8:00- 8:50A	PAB 1425	CORONITI, F.	188	01		5.0
			318-038-201	DIS 1A			F	9:00- 9:50A	BOELTER 5440		47			0.0
			318-038-202	DIS 1B			F	10:00-10:50A	BOELTER 5436		47			0.0
			318-038-203	DIS 1C			R	1:00- 1:50P	GEOLOGY 4660		47			0.0
			318-038-204	DIS 1D			R	2:00- 2:50P	BOELTER 9436		47			0.0
			-----	LEC 2			MWF	12:00-12:50P	PAB 1425	CORBIN, B.	188	05		5.0
			318-038-221	DIS 2A			F	10:00-10:50A	DODD 78		47			0.0
			318-038-222	DIS 2B			F	11:00-11:50A	HUMANTS 169		47			0.0
			318-038-223	DIS 2C			R	2:00- 2:50P	ROYCE 154		47			0.0
			318-038-224	DIS 2D			R	4:00- 4:50P	ROYCE 154		47			0.0
			-----	LEC 3			MWF	3:00- 3:50P	PAB 1425	JIANG, H.	188	08		5.0
			318-038-231	DIS 3A			F	10:00-10:50A	PUB AFF 2214		47			0.0
			318-038-232	DIS 3B			F	11:00-11:50A	PUB AFF 2238		47			0.0
			318-038-233	DIS 3C			R	5:00- 5:50P	GEOLOGY 4660		47			0.0
			318-038-234	DIS 3D			R	4:00- 4:50P	GEOLOGY 4660		47			0.0
			318-038-251	LAB M1			T	8:00- 9:50A	GNUDSEN 2122		30			0.0
			318-038-252	LAB M2			T	10:00-11:50A	GNUDSEN 2122		30			0.0
			318-038-253	LAB M3			T	12:00- 1:50P	GNUDSEN 2122		30			0.0
			318-038-254	LAB M4			T	2:00- 3:50P	GNUDSEN 2122		30			0.0
			318-038-255	LAB M5			T	4:00- 5:50P	GNUDSEN 2122		30			0.0
			318-038-256	LAB M6			T	6:00- 7:50P	GNUDSEN 2122		30			0.0
			318-038-257	LAB M7			W	8:00- 9:50A	GNUDSEN 2122		30			0.0
			318-038-258	LAB M8			W	10:00-11:50A	GNUDSEN 2122		30			0.0
			318-038-259	LAB M9			W	12:00- 1:50P	GNUDSEN 2122		30			0.0
			318-038-260	LAB M10			W	2:00- 3:50P	GNUDSEN 2122		30			0.0
			318-038-261	LAB M11			W	4:00- 5:50P	GNUDSEN 2122		30			0.0
			318-038-262	LAB M12			W	6:00- 7:50P	GNUDSEN 2122		30			0.0
			318-038-263	LAB M13			R	8:00- 9:50A	GNUDSEN 2122		30			0.0
			318-038-264	LAB M14			R	10:00-11:50A	GNUDSEN 2122		30			0.0
			318-038-265	LAB M15			R	12:00- 1:50P	GNUDSEN 2122		30			0.0
			318-038-266	LAB M16			R	2:00- 3:50P	GNUDSEN 2122		30			0.0
			318-038-267	LAB M17			R	4:00- 5:50P	GNUDSEN 2122		30			0.0
			318-038-268	LAB M18			R	6:00- 7:50P	GNUDSEN 2122		30			0.0
			318-038-269	LAB M19			F	8:00- 9:50A	GNUDSEN 2122		30			0.0
			318-038-299	LAB M99				UNSCHE			50			0.0
			RESTRICT: DEPARTMENT CONSENT											
18L	MODERN PHYSICS LAB	Y	318-094-200	LAB 1			M	3:00- 3:50P	PAB 2434	REGAN, B.C.	16	30	G	4.0
							TW	3:00- 5:50P	GNUDSEN 2136					
			RESTRICT: DEPARTMENT CONSENT											
			318-094-202	LAB 2			M	3:00- 3:50P	PAB 2434	REGAN, B.C.	16	30	G	4.0
							RF	3:00- 5:50P	GNUDSEN 2136					
			RESTRICT: DEPARTMENT CONSENT											
19	FIAT LUX FRSHMN SEM	N	318-097-200	SEM 1			R	4:00- 4:50P	PAB 2434	JURA, M.A.	20	30	PN	1.0
	Physics 19, seminar 1: Energy in Modern Economy													
87	INTRO TO BIOPHYSICS	Y	318-261-200	SEM 1			TR	11:00-12:15P	PAB 1749	MIAO, J.	20	13		4.0
98XA	LEARNING WORKSHOPS	N	318-291-200	LAB 1			MW	3:00- 4:20P	PAB 2748	CORBIN, B.	22	30	PN	1.0
			318-291-201	LAB 2			MW	3:00- 4:30P	PAB 1749	CORBIN, B.	22	30	PN	1.0
			318-291-202	LAB 3			TR	3:00- 4:30P	CAMPBEL 1224	CORBIN, B.	22	30	PN	1.0
98XB	LEARNING WORKSHOPS	N	318-292-200	LAB 1			MW	3:00- 4:20P	PAB 2748	CORBIN, B.	22	30	PN	1.0
			318-292-201	LAB 2			TR	3:00- 4:30P	PAB 2748	CORBIN, B.	22	30	PN	1.0
			318-292-202	LAB 3			MW	3:00- 4:30P	CAMPBEL 1224	CORBIN, B.	22	30	PN	1.0
105A	ANALYTIC MECHANICS	Y	-----	LEC 1			MWF	1:00- 1:50P	PAB 2434	ONG, R.A.	50	06		4.0
			318-310-201	DIS 1A			T	2:00- 2:50P	PAB 2748		50			0.0
105B	ANALYTIC MECHANICS	Y	-----	LEC 1			MWF	1:00- 1:50P	KNSY PV 1240B	FRONSDAL, C.	60	06		4.0
			318-311-201	DIS 1A			T	2:00- 2:50P	KNSY PV 1240B		60			0.0
108	OPTICAL PHYSICS	Y	-----	LEC 1			RF	8:00- 9:15A	PAB 2748	PATEL, C.K.	25	11		4.0
			318-326-201	DIS 1A			W	11:00-11:50A	GNUDSEN 6107		25			0.0
110A	ELECTRICITY&MAGNET	Y	-----	LEC 1			MWF	9:00- 9:50A	PAB 1434A	MUSUMECI, P.	35	02		4.0
			318-338-201	DIS 1A			F	2:00- 2:50P	PAB 1434A		35			0.0
110B	ELECTRICITY&MAGNET	Y	-----	LEC 1			MWF	9:00- 9:50A	KNSY PV 1240B	STENZEL, R.L.	60	02		4.0
			318-339-201	DIS 1A			F	2:00- 2:50P	KNSY PV 1240B		60			0.0
112	THERMODYNAMICS	Y	-----	LEC 1			TR	9:30-10:45A	PAB 2748	TSERKOVNYAK, Y.	45	12		4.0
			318-350-201	DIS 1A			F	12:00-12:50P	PAB 2748		45			0.0
115A	QUANTUM MECHANICS	Y	-----	LEC 1			MWF	10:00-10:50A	PAB 2748	PUTTERMAN, S.J.	35	03	G	4.0
			318-373-201	DIS 1A			W	2:00- 2:50P	PAB 2748		35			0.0
115C	QUANTUM MECHANICS	Y	-----	LEC 1			MWF	10:00-10:50A	PAB 1434A	CHAKRAVARTY, S.	50	03	G	4.0
			318-375-201	DIS 1A			T	4:00- 4:50P	PAB 1434A		50			0.0
117	ELECTRONCS-MEASRMNT	Y	-----	LEC 1			TR	12:30- 1:45P	PAB 2748	SALTZBERG, D.	16	14		4.0
			RESTRICT: DEPARTMENT CONSENT											
			318-382-201	LAB 1A			VAR		GNUDSEN		16			0.0
			RESTRICT: DEPARTMENT CONSENT											
150	PARTICLE&LASR BEAMS	Y	-----	LEC 1			TR	11:00-12:15P	PAB 2748	ROSENZWEIG, J.	20	13		4.0
			318-600-201	DIS 1A			F	11:00-11:50A	PAB 2748		20			0.0
180D	ACOUSTICS LAB	N	318-753-200	LAB 1			R	2:00- 3:50P	GNUDSEN 6107	WILLIAMS, G.A.	9	16		4.0
			RESTRICT: DEPARTMENT CONSENT											
180F	ELEM PARTICLE LAB	N	318-757-201	LAB 1			T	2:00- 3:50P	GNUDSEN 6107	SLATER, W.E.	9	15		4.0
			RESTRICT: DEPARTMENT CONSENT											
M180G	SOFT MATTER LAB	N	318-758-200	LAB 1			M	2:00- 3:50P	GNUDSEN 6107	BOZOVIC, D.	15	30		4.0
			SAME AS : CHEM M120											
			RESTRICT: DEPARTMENT CONSENT											
215A	STATISTICAL PHYSICS	N	718-033-200	LEC 1			TR	9:00-10:50A	PAB 2434	ZOCCHI, G.	40	12		4.0
			RESTRICT: GRADUATE STUDENTS											
221C	QUANTUM MECHANICS	N	718-075-200	LEC 1			MW	11:00-12:50P	PAB 2434	D'HOKER, E.	35	04		4.0
			RESTRICT: GRADUATE STUDENTS											
222C	PLASMA PHYSICS	N	718-087-200	LEC 1			TR	2:00- 3:30P	PAB 2434	MORALES, G.J.	20	15		4.0
			RESTRICT: GRADUATE STUDENTS											
226C	ELEM PARTICLE PHYS	N	718-110-200	LEC 1			TR	11:00-12:50P	GNUDSEN 6107	BERN, Z.	20	13		6.0
			RESTRICT: GRADUATE STUDENTS											

CATALOG NUMBER	COURSE TITLE	ENF REQ IM	ID NUMBER	CLS TYP	SEC	FEE	DAYS	TIME	BUILDING/ ROOM	INSTRUCTOR	ENRL CAP	XC	CR TP	UNITS
226D	BEYOND STNDRD MODEL	N	718-111-200	LEC	1		TR	1:30-3:30P	PAB 4330	KUSENKO, A.	20	30	SU	4.0
			RESTRICT: GRADUATE STUDENTS											
230C	REL QUANTUM THEORY	N	718-211-200	LEC	1		MW	1:00-2:50P	MS 5148	TOMBOULIS, E.T.	25	06		6.0
			RESTRICT: GRADUATE STUDENTS											
241C	SOLID STATE PHYSICS	N	718-287-200	LEC	1		MW	11:00-12:50P	PAB 2748	HOLCZER, K.	20	04		4.0
			RESTRICT: GRADUATE STUDENTS											
243F	SPCL TPC-SLD ST PHY	N	718-309-200	LEC	1		TR	1:00-2:50P	PAB 1749	BRUINSMA, R.F.	20	30		4.0
			RESTRICT: GRADUATE STUDENTS											
261	SEM-THEORETCL PHYS	N	718-355-200	SEM	1		TR	9:00-10:50A	PAB 4330	FERRARA, S.	15	30		4.0
			RESTRICT: GRADUATE STUDENTS											
291	RSRCH TUTRL-PARTCL	N	718-562-202	TUT	2		TR	10:00-11:50A	PAB	D'HOKER, E.	20	30	SU	2.0/4.0
			RESTRICT: PHYSICS GRADUATE STUDENTS											
292	RSRCH-SPECTROSCOPY	N	718-567-200	TUT	1		W	4:00-5:50P	PAB 2434	CHAKRAVARTY, S.	20	30	SU	2.0/4.0
			RESTRICT: PHYSICS GRADUATE STUDENTS											
293	RSRCH-CURRNT TOPICS	N	718-569-200	TUT	1		R	3:30-5:30P	PAB 1425	THE STAFF	50	30	SU	2.0
			RESTRICT: PHYSICS GRADUATE STUDENTS											
M297	RSCH-ASTRPTCL PHY	N	718-578-200	TUT	1		T	1:00-1:50P	PAB 2434	JURA, M.A.	20	30	SU	2.0-4.0
			SAME AS : ASTR M297											
			RESTRICT: PHYSICS GRADUATE STUDENTS											
298	RSRCH-EXPR PARTICLE	N	718-580-200	TUT	1		W	4:00-5:50P	MS 5225	HAUSER, J.	20	30	SU	2.0/4.0
			RESTRICT: PHYSICS GRADUATE STUDENTS											
299	RSRCH-NUCLEAR PHYS	N	718-590-200	TUT	1		TBA			HUANG, H.Z.	20	30	SU	2.0/4.0
			RESTRICT: PHYSICS GRADUATE STUDENTS											

PHYSIOLOGICAL SCIENCE

A per-unit Instructional Enhancement Fee is assessed on most L&S undergraduate nontutorial classes. See the Miscellaneous Fees chart at <http://www.registrar.ucla.edu/fees/> for fee amounts. Physiological Science 5, sections 1A, 1B, and 1C meet on March 30, April 13, 27, and May 11, 2009; section 1D meets on March 31, April 14, 28, May 12, and 26; sections 1E, 1F, and 1G meet on April 1, 15, 29, May 13, and 27; sections 1H, 1I, and 1J meet on April 6, 20, May 4, 18, and June 1; section 1K meets on April 7, 21, May 5, 19, and June 2; sections 1L, 1M, and 1N meet on April 8, 22, May 6, 20, and June 3.

5	HMN PHYS-DIET&EXRCS	N	-----	LEC	1		TR	3:30-4:45P	MOORE 100	ROBERTS, C.	420	16		5.0
			321-015-201	DIS	1A		M	8:00-8:50A	BOTANY 133		24			0.0
			321-015-202	DIS	1B		M	9:00-9:50A	BOTANY 133		35			0.0
			321-015-203	DIS	1C		M	10:00-10:50A	BOTANY 133		35			0.0
			321-015-204	DIS	1D		T	8:00-8:50A	BOTANY 133		35			0.0
			321-015-205	DIS	1E		W	8:00-8:50A	BOTANY 133		35			0.0
			321-015-206	DIS	1F		W	9:00-9:50A	BOTANY 133		35			0.0
			321-015-207	DIS	1G		W	10:00-10:50A	BOTANY 133		21			0.0
			321-015-208	DIS	1H		M	8:00-8:50A	BOTANY 133		24			0.0
			321-015-209	DIS	1I		M	9:00-9:50A	BOTANY 133		35			0.0
			321-015-210	DIS	1J		M	10:00-10:50A	BOTANY 133		35			0.0
			321-015-211	DIS	1K		T	8:00-8:50A	BOTANY 133		35			0.0
			321-015-212	DIS	1L		W	8:00-8:50A	BOTANY 133		35			0.0
			321-015-213	DIS	1M		W	9:00-9:50A	BOTANY 133		35			0.0
			321-015-214	DIS	1N		W	10:00-10:50A	BOTANY 133		21			0.0
19	FIAT LUX FRSHMN SEM	N	321-057-201	SEM	1		T	3:00-3:50P	MS 5233	FRYE, M.A.	20	30	PN	1.0
			Physiological Science 19, seminar 1: Bug's Brain: What We Can Learn from Insects about Our World and Ourselves											
111B	FOUNDTNS-PHYSIO SCI	Y	-----	LEC	1		MW	12:00-1:50P	LAKRETZ 110	METZNER, W.H.	228	05	G	6.0
			321-367-201	LAB	1A		M	2:00-3:50P	LS 2226		19			0.0
			321-367-202	LAB	1B		T	8:00-9:50A	LS 2226		19			0.0
			321-367-203	LAB	1C		T	10:00-11:50A	LS 2226		19			0.0
			321-367-204	LAB	1D		T	2:00-3:50P	LS 2226		19			0.0
			321-367-205	LAB	1E		W	10:00-11:50A	LS 2226		19			0.0
			321-367-206	LAB	1F		W	2:00-3:50P	LS 2226		19			0.0
			321-367-207	LAB	1G		W	4:00-5:50P	LS 2226		19			0.0
			321-367-208	LAB	1H		R	8:00-9:50A	LS 2226		19			0.0
			321-367-209	LAB	1I		R	10:00-11:50A	LS 2226		19			0.0
			321-367-210	LAB	1J		R	2:00-3:50P	LS 2226		19			0.0
			321-367-211	LAB	1K		F	10:00-11:50A	LS 2226		19			0.0
			321-367-212	LAB	1L		F	2:00-3:50P	LS 2226		19			0.0
111L	PHYSIOL SCIENCE LAB	Y	321-377-201	LAB	1	\$ 45	T	1:00-4:50P	LS 5323	COOPER, R.H.	18	30	G	3.0
			321-377-202	LAB	2	\$ 45	W	9:00-12:50P	LS 5323	COOPER, R.H.	18	30	G	3.0
			321-377-203	LAB	3	\$ 45	R	1:00-4:50P	LS 5323	COOPER, R.H.	18	30	G	3.0
124	MOL BIO OF AGING	Y	321-444-200	LEC	1		WF	12:00-1:50P	BOTANY 325	WALKER, D.W.	50	05	G	4.0
146	NERVOUS SYS DEVLPT	Y	321-576-200	LEC	1		TR	2:00-3:50P	LAKRETZ 120	PHELPS, P.E.	30	15	G	4.0
149	MECH-HUMAN DISEASE	Y	321-594-200	LEC	1		TR	2:00-3:15P	GEOLOGY 4660	BALDWIN, G.C.	60	15	G	4.0
165	COMP ANIMAL PHYSIOL	Y	-----	LEC	1		MWF	12:00-12:50P	LAKRETZ 120	FRYE, M.A.	50	05	G	4.0
			321-690-201	DIS	1A		W	2:00-2:50P	FRANZ 2288		25			0.0
			321-690-202	DIS	1B		F	2:00-2:50P	FRANZ 2288		25			0.0
173	ANA&PHYSI-SENSE ORG	Y	-----	LEC	1		TR	9:30-10:45A	GEOLOGY 4660	NARINS, P.M.	30	12	G	4.0
			321-738-201	DIS	1A		R	2:00-2:50P	LAKRETZ 101		15			0.0
			321-738-202	DIS	1B		R	3:00-3:50P	LAKRETZ 101		15			0.0
			For Physiological Science M180C, there will be one evening midterm examination at a date and time to be determined.											
M180C	BHVR&CGNTV NEUROSCI	Y	-----	LEC	1		TR	2:00-3:50P	DODD 121	ZAIDEL, E.	12	15		5.0
			SAME AS : MCD BIO M175C, NEUROSC M101C, PSYCH M117C											
			RESTRICT: PHYSIOLOGICAL SCIENCE MAJORS											
			321-785-201	DIS	1A		F	8:00-9:20A	GEOLOGY 4645		2			0.0
			321-785-202	DIS	1B		F	9:30-10:50A	GEOLOGY 4645		2			0.0
			321-785-203	DIS	1C		F	11:00-12:20P	GEOLOGY 4645		2			0.0
			321-785-204	DIS	1D		F	12:30-1:50P	GEOLOGY 4645		2			0.0
			321-785-205	DIS	1E		F	2:00-3:20P	GEOLOGY 4645		2			0.0
			321-785-206	DIS	1F		F	3:30-4:50P	GEOLOGY 4645		2			0.0
194	RESEARCH GROUP SEM	N	321-860-200	SEM	1		W	4:00-5:20P	BOTANY 328	SIMMONS, D.D.	20	30	G	2.0
			RESTRICT: INSTRUCTOR CONSENT											
M200	EXPERMNTL STATISTICS	N	721-001-200	LEC	1		MW	3:00-4:50P	LAKRETZ 120	GARFINKEL, A.	30	08		4.0
			SAME AS : BIostat M220											
M215	MOLEC&CELL FOUNDTNS	N	721-090-200	LEC	1		MWF	3:30-4:50P	HLTHSCI 52087	PHILIPSON, K.D.	5	30	G	5.0
			SAME AS : MC&IP M215											
270B	MOD CONCEPT-PHYSIOL	Y	721-421-200	LEC	1		F	3:00-4:50P	LAKRETZ 120	CROSBIE, R.H.	20	30	G	4.0
			RESTRICT: GRADUATE STUDENTS											

CATALOG NUMBER	COURSE TITLE	ENF REQ IM	ID NUMBER	CLS TYP	SEC	FEE	DAYS	TIME	BUILDING/ ROOM	INSTRUCTOR	ENRL CAP	XC	CR TP	UNITS
POLITICAL SCIENCE														
A per-unit Instructional Enhancement Fee is assessed on most L&S undergraduate nontutorial classes. See the Miscellaneous Fees chart at http://www.registrar.ucla.edu/fees/ for fee amounts. Political Science undergraduate class discussion sections will NOT meet prior to the first lecture meeting.														
6	INTRO-DATA ANALYSIS	N	-----	LEC	1		M	11:00-12:50P	HAINES A18	HONAKER, J.A.	36	05		5.0
			324-018-201	DIS	1A		W	11:00-12:50P	PUB AFF 2035B					
			324-018-202	DIS	1B		R	9:00- 9:50A	ROLFE 3127		12			0.0
			324-018-203	DIS	1C		F	9:00- 9:50A	BUNCHE 1265		12			0.0
			-----	DIS	1C		F	10:00-10:50A	ROLFE 3127		12			0.0
			-----	LEC	2		M	2:00- 3:50P	BUNCHE 3157	HONAKER, J.A.	36	08		5.0
			-----	DIS	2A		W	2:00- 3:50P	PUB AFF 2035B					
			324-018-221	DIS	2A		R	10:00-10:50A	ROLFE 3115		12			0.0
			324-018-222	DIS	2B		F	11:00-11:50A	BUNCHE 2150		12			0.0
			324-018-223	DIS	2C		F	12:00-12:50P	BUNCHE 1265		12			0.0
10	INTR-POLITCL THEORY	N	-----	LEC	1		MW	3:00- 4:15P	BUNCHE 1209B	DIENSTAG, J.F.	180	08		5.0
			324-070-201	DIS	1A		R	9:00- 9:50A	ROLFE 3131		12			0.0
			324-070-202	DIS	1B		R	9:00- 9:50A	BUNCHE 2121		12			0.0
			324-070-203	DIS	1C		R	10:00-10:50A	ROLFE 3112		12			0.0
			324-070-204	DIS	1D		R	10:00-10:50A	BUNCHE 2121		12			0.0
			324-070-205	DIS	1E		R	10:00-10:50A	BUNCHE 2173		12			0.0
			324-070-206	DIS	1F		R	9:00- 9:50A	BUNCHE 2150		12			0.0
			324-070-207	DIS	1G		R	9:00- 9:50A	BUNCHE 2173		12			0.0
			324-070-208	DIS	1H		R	9:00- 9:50A	ROLFE 3115		12			0.0
			324-070-209	DIS	1I		R	1:00- 1:50P	PUB AFF 2292		12			0.0
			324-070-210	DIS	1J		R	1:00- 1:50P	ROLFE 3114		12			0.0
			324-070-211	DIS	1K		R	2:00- 2:50P	ROLFE 3123		12			0.0
			324-070-212	DIS	1L		R	2:00- 2:50P	PUB AFF 1264		12			0.0
			324-070-213	DIS	1M		R	3:00- 3:50P	HUMANTS A30		12			0.0
			324-070-214	DIS	1N		R	3:00- 3:50P	BUNCHE 2173		12			0.0
			324-070-215	DIS	1O		F	9:00- 9:50A	BUNCHE 2150		12			0.0
19	FIAT LUX FRSHMN SEM	N	324-057-201	SEM	1		W	4:00- 4:50P	BUNCHE A152	LOHMANN, S.	20	30	PN	1.0
	Political Science 19, seminar 1: Can't We Make Moral Judgments?													
20	WORLD POLITICS	N	324-094-200	LEC	1		TR	2:00- 3:50P	ROLFE 1200	ANDERSON, R.D.	240	15		5.0
50	INTRO-COMPRTV PLTCS	N	-----	LEC	1		TR	12:30- 1:45P	BUNCHE 1209B	POSNER, D.N.	180	14		5.0
			324-141-201	DIS	1A		R	2:00- 2:50P	ROLFE 3119		12			0.0
			324-141-202	DIS	1B		R	3:00- 3:50P	HAINES 110		12			0.0
			324-141-203	DIS	1C		R	4:00- 4:50P	BUNCHE 2121		12			0.0
			324-141-204	DIS	1D		F	9:00- 9:50A	BUNCHE 2174		12			0.0
			324-141-205	DIS	1E		F	10:00-10:50A	BUNCHE 2174		12			0.0
			324-141-206	DIS	1F		F	11:00-11:50A	BUNCHE 2174		12			0.0
			324-141-207	DIS	1G		TBA				12			0.0
			324-141-208	DIS	1H		TBA				12			0.0
			324-141-209	DIS	1I		TBA				12			0.0
			324-141-210	DIS	1J		TBA				12			0.0
			324-141-211	DIS	1K		TBA				12			0.0
			324-141-212	DIS	1L		TBA				12			0.0
			324-141-213	DIS	1M		TBA				12			0.0
			324-141-214	DIS	1N		TBA				12			0.0
			324-141-215	DIS	1O		TBA				12			0.0
89	HONORS SEMINARS	N	324-267-201	SEM	1		T	4:00- 4:50P	HUMANTS A48	ANDERSON, R.D.	15	15		1.0
	RESTRICT: INSTRUCTOR CONSENT													
112A	DEMOCRATIC THEORY	N	324-357-200	LEC	1		TR	9:00-10:50A	BUNCHE 3143	PATEMAN, C.	35	12	G	4.0
113B	POLITICS&THRY&FILM	N	324-356-200	SEM	1		MW	5:00- 8:50P	BROAD 2100A	WILKINSON, D.O.	60	09		4.0
	RESTRICT: POLI SCI OR PRE-POLI SCI & JUNIORS AND SENIORS													
114B	AMER POL THOUGHT	N	-----	LEC	1		TR	2:00- 3:50P	PUB AFF 2270	WALKER, B.D.	60	15		4.0
	RESTRICT: POLI SCI OR PRE-POLI SCI													
M114D	AFR AM FREEDOM NARR	N	324-372-200	LEC	1		MW	3:00- 4:50P	BUNCHE 2178	WOLFENSTEIN, E.V.	35	08		4.0
	SAME AS : AFRO-AM M114D													
	RESTRICT: POLI SCI OR PRE-POLI SCI													
M115B	POLITICAL ETHICS	N	-----	LEC	1		TR	2:00- 3:15P	HUMANTS 135	SABL, A.	48	15	G	4.0
	SAME AS : PUB PLC CM126													
			324-376-201	DIS	1A		R	3:30- 4:20P	FRANZ 2288		8			0.0
			324-376-202	DIS	1B		R	4:30- 5:20P	PUB AFF 2319		8			0.0
			324-376-203	DIS	1C		R	5:30- 6:20P	BUNCHE A152		8			0.0
			324-376-204	DIS	1D		TBA				8			0.0
			324-376-205	DIS	1E		TBA				8			0.0
			324-376-206	DIS	1F		TBA				8			0.0
M115D	DIVERSITY&DEMOCRACY	N	324-377-200	LEC	1		MW	2:00- 3:50P	DODD 170	LOHMANN, S.	60	07	G	4.0
	SAME AS : HUM CS M140D													
118	POLITICAL VIOLENCE	N	324-386-200	LEC	1		MW	10:00-11:50A	PUB AFF 2214	TONG, J.	60	03		4.0
	RESTRICT: POLI SCI OR PRE-POLI SCI													
119	HUMAN RIGHTS-ISRAEL	Y	324-390-200	LEC	1		TR	8:00- 9:50A	HUMANTS 135	PEREZ, N.	100	11		4.0
	RESTRICT: POLI SCI OR PRE-POLI SCI													
	Political Science 119, lecture 1: Democracy and Human Rights in Israel													
	SPECL STDS POL THRY	Y	324-390-230	LEC	3		MW	10:00-11:50A	PUB AFF 1222	PAGDEN, A.R.	70	03		4.0
120B	FRGN PLCY AFTR 9/11	N	324-423-200	LEC	1		TR	5:00- 6:50P	HUMANTS A65	HAGER, R.P.	100	16		4.0
M121B	CRISIS-US FORGN POL	N	324-428-200	LEC	1		MWF	1:00- 1:50P	DODD 161	FAVRETTO, K.I.	100	06	G	4.0
	SAME AS : PUB PLC CM117													
M122B	GLOBL ENV&WORLD POL	N	324-416-200	LEC	1		MWF	8:00- 8:50A	PERLOFF 1102	LILJEBLAD, J.N.	100	01		4.0
	SAME AS : ENVIRON M161													
126	PEACE AND WAR	Y	-----	LEC	1		TR	11:00-12:15P	HAINES A2	LARSON, D.W.	102	13		4.0
	RESTRICT: POLI SCI OR PRE-POLI SCI													
			324-430-201	DIS	1A		R	1:00- 1:50P	BUNCHE 2160		17			0.0
			324-430-202	DIS	1B		R	2:00- 2:50P	BUNCHE 3164		17			0.0
			324-430-203	DIS	1C		R	3:00- 3:50P	BUNCHE 3164		17			0.0
			324-430-204	DIS	1D		F	12:00-12:50P	BUNCHE 3157		17			0.0
			324-430-205	DIS	1E		F	1:00- 1:50P	BUNCHE 3157		17			0.0
			324-430-206	DIS	1F		F	2:00- 2:50P	BUNCHE 3164		17			0.0
			324-430-220	LEC	2		MWF	11:00-11:50A	PUB AFF 1246	FAVRETTO, K.I.	100	04		4.0

CATALOG NUMBER	COURSE TITLE	ENF REQ IM	ID NUMBER	CLS TYP	SEC	FEE	DAYS	TIME	BUILDING/ ROOM	INSTRUCTOR	ENRL CAP	XC	CR TP	UNITS
M132B	INTRNTL REL-MIDEAST	N	-----	LEC	1		TR	2:00- 3:15P	HUMANTS A51	SPIEGEL, S.L.	108	15		4.0
			SAME AS : HNRS M157											
			RESTRICT: POLI SCI OR PRE-POLI SCI											
			324-452-201	DIS	1A		W	3:00- 3:50P	BUNCHE 3153		9			0.0
			324-452-202	DIS	1B		W	4:00- 4:50P	MS 5128		9			0.0
			324-452-203	DIS	1C		W	5:00- 5:50P	BUNCHE 3157		9			0.0
			324-452-204	DIS	1D		R	3:00- 3:50P	BOELTER 5422		9			0.0
			324-452-205	DIS	1E		R	4:30- 5:20P	HAINES A76		9			0.0
			324-452-206	DIS	1F		R	5:30- 6:20P	BUNCHE 2160		9			0.0
			324-452-207	DIS	1G		F	9:00- 9:50A	HUMANTS A48		9			0.0
			324-452-208	DIS	1H		F	12:00-12:50P	LAKRETZ 101		9			0.0
			324-452-209	DIS	1I		F	1:00- 1:50P	BUNCHE 3164		9			0.0
			324-452-210	DIS	1J		F	11:00-11:50A	ROLFE 3135		9			0.0
			324-452-211	DIS	1K		F	1:00- 1:50P	DODD 162		9			0.0
			324-452-212	DIS	1L		F	2:00- 2:50P	BUNCHE 3143		9			0.0
135	INTL RL TNS-CHINA	Y	-----	LEC	1		TR	11:00-12:15P	HAINES 220	BAUM, R.D.	102	13		4.0
			RESTRICT: POLI SCI OR PRE-POLI SCI											
			324-468-201	DIS	1A		R	2:00- 2:50P	HAINES 110		17			0.0
			324-468-202	DIS	1B		R	4:00- 4:50P	ROYCE 166		17			0.0
			324-468-203	DIS	1C		R	5:00- 5:50P	ROYCE 166		17			0.0
			324-468-204	DIS	1D		F	9:00- 9:50A	PUB AFF 1256		17			0.0
			324-468-205	DIS	1E		F	11:00-11:50A	HUMANTS A68		17			0.0
			324-468-206	DIS	1F		F	12:00-12:50P	ROYCE 166		17			0.0
139	SPC STDS-INTNTL REL	N	-----	LEC	1		TR	9:30-10:45A	PUB AFF 1246	JOHNS, L.N.	102	12		4.0
			RESTRICT: POLI SCI OR PRE-POLI SCI											
	Political Science 139, lecture 1:													
			324-499-201	DIS	1A		R	12:00-12:50P	BUNCHE A152		17			0.0
			324-499-202	DIS	1B		R	1:00- 1:50P	BUNCHE 2168		17			0.0
			324-499-203	DIS	1C		F	9:00- 9:50A	BUNCHE 3157		17			0.0
			324-499-204	DIS	1D		F	10:00-10:50A	BUNCHE 3170		17			0.0
			324-499-205	DIS	1E		F	11:00-11:50A	HUMANTS A66		17			0.0
			324-499-206	DIS	1F		F	1:00- 1:50P	FRANZ 2288		17			0.0
140B	THE PRESIDENCY	Y	-----	LEC	1		TR	2:00- 3:15P	BUNCHE 2209A	JAMES, S.C.	153	15		4.0
			RESTRICT: POLI SCI OR PRE-POLI SCI											
			324-534-201	DIS	1A		R	4:00- 4:50P	DODD 162		17			0.0
			324-534-202	DIS	1B		R	5:00- 5:50P	PUB AFF 1256		17			0.0
			324-534-203	DIS	1C		R	6:00- 6:50P	HAINES 110		17			0.0
			324-534-204	DIS	1D		F	9:00- 9:50A	PUB AFF 1278		17			0.0
			324-534-205	DIS	1E		F	11:00-11:50A	PUB AFF 1270		17			0.0
			324-534-206	DIS	1F		F	1:00- 1:50P	HAINES 110		17			0.0
			324-534-207	DIS	1G		F	2:00- 2:50P	HAINES 110		17			0.0
			324-534-208	DIS	1H		F	3:00- 3:50P	HAINES A6		17			0.0
			324-534-209	DIS	1I		F	4:00- 4:50P	HAINES 110		17			0.0
M144B	AFRICAN-AMER POLTCS	Y	324-558-200	LEC	1		TR	3:30- 5:20P	BUNCHE 2160	WINTON, S.D.	20	16		4.0
			SAME AS : AFRO-AM M144											
149	AMRCN SUBURBANIZATN	Y	324-575-200	LEC	1		MW	1:00- 2:15P	PUB AFF 1246	FRASURE, L.A.	102	30		4.0
			RESTRICT: POLI SCI OR PRE-POLI SCI											
	Political Science 149, lecture 1: Politics of American Suburbanization													
	AMRCN GOVT&POLITICS	Y	324-575-201	DIS	1A		W	3:00- 3:50P	PUB AFF 2319		17			0.0
			324-575-202	DIS	1B		W	4:00- 4:50P	HUMANTS A68		17			0.0
			324-575-203	DIS	1C		W	5:00- 5:50P	BUNCHE A152		17			0.0
			324-575-204	DIS	1D		R	9:00- 9:50A	LAKRETZ 101		17			0.0
			324-575-205	DIS	1E		R	12:00-12:50P	DODD 154		17			0.0
			324-575-206	DIS	1F		R	5:00- 5:50P	HAINES 110		17			0.0
			324-575-220	LEC	2		TR	12:30- 1:45P	HAINES A2	LEWIS, J.B.	102	14		4.0
	Political Science 149, lecture 2:													
			324-575-221	DIS	2A		R	3:00- 3:50P	HUMANTS A56		17			0.0
			324-575-222	DIS	2B		R	4:00- 4:50P	HUMANTS A56		17			0.0
			324-575-223	DIS	2C		R	5:00- 5:50P	HUMANTS A56		17			0.0
			324-575-224	DIS	2D		F	9:00- 9:50A	PUB AFF 2278		17			0.0
			324-575-225	DIS	2E		F	11:00-11:50A	LAKRETZ 100		17			0.0
			324-575-226	DIS	2F		F	1:00- 1:50P	PUB AFF 2278		17			0.0
156A	POST-COMUNST RUSSIA	N	-----	LEC	1		TR	9:30-10:45A	DODD 161	TREISMAN, D.S.	102	12		4.0
			RESTRICT: POLI SCI OR PRE-POLI SCI											
			324-617-201	DIS	1A		R	1:00- 1:50P	BUNCHE 3164		17			0.0
			324-617-202	DIS	1B		R	5:00- 5:50P	PUB AFF 1278		17			0.0
			324-617-203	DIS	1C		R	6:00- 6:50P	PUB AFF 1278		17			0.0
			324-617-204	DIS	1D		F	10:00-10:50A	BUNCHE 3117		17			0.0
			324-617-205	DIS	1E		F	1:00- 1:50P	BUNCHE 2178		17			0.0
			324-617-206	DIS	1F		F	2:00- 2:50P	BUNCHE 2178		17			0.0
165	ISLAM AND POLITICS	N	324-650-200	LEC	1		TR	9:00-10:50A	PERLOFF 1102	BINDER, L.	100	12		4.0
			RESTRICT: POLI SCI OR PRE-POLI SCI											
M167C	PLTCL ECON-DEVLPMNT	Y	-----	LEC	1		MW	3:30- 4:45P	HAINES 39	ROSS, M.L.	204	08	G	4.0
			SAME AS : INTL DV M100B											
			RESTRICT: POLI SCI OR PRE-POLI SCI											
			324-672-201	DIS	1A		W	5:00- 5:50P	HAINES A6		9			0.0
			324-672-202	DIS	1B		W	5:00- 5:50P	HAINES A28		9			0.0
			324-672-203	DIS	1C		W	6:00- 6:50P	HAINES A28		9			0.0
			324-672-204	DIS	1D		W	6:00- 6:50P	HAINES A20		9			0.0
			324-672-205	DIS	1E		R	9:00- 9:50A	HAINES A28		9			0.0
			324-672-206	DIS	1F		R	9:00- 9:50A	LAKRETZ 100		9			0.0
			324-672-207	DIS	1G		R	10:00-10:50A	LAKRETZ 100		9			0.0
			324-672-208	DIS	1H		R	2:00- 2:50P	BUNCHE 2168		9			0.0
			324-672-209	DIS	1I		R	2:00- 2:50P	BUNCHE 3123		9			0.0
			324-672-210	DIS	1J		R	3:00- 3:50P	BUNCHE 3123		9			0.0
			324-672-211	DIS	1K		R	4:00- 4:50P	MOORE 1003		9			0.0
			324-672-212	DIS	1L		R	4:00- 4:50P	BUNCHE 2173		9			0.0
			324-672-213	DIS	1M		R	5:00- 5:50P	MOORE 1003		9			0.0
			324-672-214	DIS	1N		R	5:00- 5:50P	BUNCHE 2173		9			0.0
			324-672-215	DIS	1O		F	9:00- 9:50A	HUMANTS A66		9			0.0
			324-672-216	DIS	1P		F	9:00- 9:50A	HUMANTS A68		9			0.0

CATALOG NUMBER	COURSE TITLE	ENF REQ IM	ID NUMBER	CLS TYP	SEC	FEE	DAYS	TIME	BUILDING/ ROOM	INSTRUCTOR	ENRL CAP	XC	CR TP	UNITS
			324-672-217	DIS	1Q		F	12:00-12:50P	LAKRETZ 100		9			0.0
			324-672-218	DIS	1R		F	1:00- 1:50P	LAKRETZ 101		9			0.0
			324-672-219	DIS	1S		F	1:00- 1:50P	LAKRETZ 100		9			0.0
			324-672-220	DIS	1T		F	2:00- 2:50P	HAINES 122		9			0.0
			324-672-221	DIS	1U		F	2:00- 2:50P	HAINES A24		9			0.0
167D	PLTC INST&ECON DVLP	N	-----	LEC	1		TR	9:30-10:45A	PUB AFF 2214	GOLDEN, M.A.	60	12	G	4.0
				RESTRICT: POLI SCI OR PRE-POLI SCI										
			324-703-201	DIS	1A		R	11:00-11:50A	PUB AFF 2035H		20			0.0
			324-703-202	DIS	1B		R	12:00-12:50P	PUB AFF 2035H		20			0.0
			324-703-203	DIS	1C		F	1:00- 1:50P	PUB AFF 2035H		20			0.0
168	COMPRTV POLTCL ANLY	N	324-674-200	LEC	1		MW	10:00-11:50A	PUB AFF 2270	ROGOWSKI, R.L.	60	03	G	4.0
169	TURKEY EAST AND WST	N	324-699-200	LEC	1		MWF	12:00-12:50P	PUB AFF 1246	THE STAFF	100	05		4.0
				Political Science 169, lecture 1: Turkey Looking East and West										
				ISRAEL'S IDENTITY										
			N 324-699-220	LEC	2		TR	2:00- 3:50P	HUMANTS 169	PEREZ, N.	100	15		4.0
				Political Science 169, lecture 2: Israel's Identity: Conflict, Peace, and Neo-Liberalism										
171B	COLL CHCE&MJRTY RUL	Y	324-728-200	LEC	1		TR	11:00-12:15P	PUB AFF 2214	BAWN, K.	60	13		4.0
				RESTRICT: POLITICAL SCI PRE-MAJOR/MAJOR/MINORS										
171C	LEGISLATIV STRATEGY	Y	-----	LEC	1		TR	2:00- 3:50P	PUB AFF 2214	GROSECLOSE, T.J.	60	15		4.0
				RESTRICT: POLI SCI OR PRE-POLI SCI										
			324-729-201	DIS	1A		R	4:00- 4:50P	BUNCHE 3143		20			0.0
			324-729-202	DIS	1B		R	5:00- 5:50P	BUNCHE 2168		20			0.0
			324-729-203	DIS	1C		F	10:00-10:50A	BUNCHE 2181		20			0.0
172	STRATEGY&CONFLICT	Y	324-732-200	LEC	1		TR	2:00- 3:50P	HAINES A25	HONAKER, J.A.	60	15		4.0
				RESTRICT: POLI SCI OR PRE-POLI SCI										
191D	COMPARATIV GOVRNMNT	N	324-851-200	SEM	1		W	2:00- 4:50P	BUNCHE 3178	BAUM, R.D.	20	30		4.0
				Political Science 191D, seminar 1:										
				324-851-202 SEM 2										
				Political Science 191D, seminar 2:										
M191DC	CAPPP WASHINGTN SEM	N	324-857-200	SEM	1		R	10:00-12:50P	OFF CAM	DESVEAUX, J.A.	35	30	G	8.0
				SAME AS : HIST M191DC, SOCIOL M191DC										
				RESTRICT: INSTRUCTOR CONSENT										
200C	STTSTCL METHODS III	N	724-003-200	LEC	1		T	9:00-11:50A	HAINES 122	DENARDO, J.D.	20	11		4.0
				RESTRICT: GRADUATE STUDENTS										
200E	ADV QUANT METHODS	N	724-010-200	SEM	1		M	2:00- 4:50P	BUNCHE 4276	LEWIS, J.B.	15	08		4.0
				RESTRICT: GRADUATE STUDENTS										
201B	COLLECTIVE CHOICE	N	724-006-200	SEM	1		M	10:00-12:50P	BUNCHE 2121	SCHWARTZ, T.	15	01		4.0
				RESTRICT: GRADUATE STUDENTS										
204	GAME THEORY-POLITCS	N	724-025-200	SEM	1		TR	11:00-12:15P	BUNCHE 2121	TRAGER, R.	15	13		4.0
209	FRML THRY&QUANT MTD	N	724-048-200	SEM	1		W	12:00- 2:50P	BUNCHE 4357	GROSECLOSE, T.J.	15	30		4.0
				RESTRICT: GRADUATE STUDENTS										
				Political Science 209, seminar 1: Applications and Tests of Formal Models of Politics										
M216	TOLRTN&PLURL&DIVRST	N	724-092-200	SEM	1		W	2:00- 4:50P	PUB AFF 4357B	SABL, A.	0	30		4.0
				SAME AS : PUB PLC M248										
217	SEL TEXTS POL THRY	N	724-095-201	SEM	1		T	3:00- 5:50P	BUNCHE 4276	WOLFENSTEIN, E.V.	15	30		4.0
				RESTRICT: POLITICAL SCIENCE GRADUATE STUDENTS										
				Political Science 217, seminar 1: Pathways to Critical Theory: Hegel, Marx, Nietzsche, Freud, and Weber										
218	SEL TOPICS POL THRY	N	724-101-201	SEM	1		W	9:00-11:50A	BUNCHE 4276	WALKER, B.D.	15	02		4.0
				Political Science 218, seminar 1: Frankfurt School as Readers of Max Weber										
220B	INTL RELATN CORE II	Y	724-120-200	SEM	1		T	3:00- 5:50P	BUNCHE 2150	TRACHTENBERG, M.	15	15	G	4.0
				RESTRICT: GRADUATE STUDENTS										
239	INTERNTNL RELATIONS	N	724-256-200	SEM	1		R	12:00- 2:50P	BUNCHE 2150	JOHNS, L.N.	20	30		4.0
				RESTRICT: GRADUATE STUDENTS										
				Political Science 239, seminar 1:										
				724-256-201 SEM 2										
				RESTRICT: GRADUATE STUDENTS										
				Political Science 239, seminar 2:										
241	AFRICAN POLITICS	N	724-265-200	SEM	1		T	10:00-12:50P	BUNCHE 4276	KELLER, E.	15	13		4.0
242	CHINA&E ASIAN PLTCS	N	724-271-200	SEM	1		W	5:00- 7:50P	BUNCHE 1265	TONG, J.	15	30		4.0
				RESTRICT: GRADUATE STUDENTS										
245	MIDDLE EASTRN PLTCS	N	724-280-200	SEM	1		W	2:00- 4:50P	BUNCHE 2150	BINDER, L.	15	09		4.0
				RESTRICT: GRADUATE STUDENTS										
259	SEL TOPC-COMPAR POL	N	724-365-200	DIS	1		M	1:00- 3:50P	BUNCHE 2121	ROGOWSKI, R.L.	15	30		4.0
				RESTRICT: GRADUATE STUDENTS										
				Political Science 259, discussion 1:										
				724-365-220 DIS 2										
269	SEM-POLITICL BEHAVR	N	724-422-200	SEM	1		M	11:00- 1:50P	BUNCHE 4276	ZALLER, J.R.	15	05		4.0
289A	RACE ETHNCTY PLTCS	N	724-586-200	SEM	1		T	4:00- 6:50P	BUNCHE 2121	FRASURE, L.A.	12	15		4.0
				RESTRICT: INSTRUCTOR CONSENT										
289B	RES RCE ETHNCTY POL	N	724-587-201	SEM	1		W	4:00- 6:50P	BUNCHE 4276	PAGDEN, A.R.	15	09		4.0
				RESTRICT: GRADUATE STUDENTS										
				Political Science 289B, seminar 1:										
M291B	SOCL THRY&CMPR HIST	N	724-563-200	SEM	1		M	2:00- 5:30P	PUB AFF 1256	BRENNER, R.P.	5	30		4.0
				SAME AS : HIST M203B, SOCIOL M296B										
				RESTRICT: POLITICAL SCIENCE GRADUATE STUDENTS										
PSYCHIATRY AND BIOBEHAVIORAL SCIENCES														
207C	HYPNOSIS SEMINAR	N	726-034-200	SEM	1		R	12:00- 1:50P	SEMEL	RAPKIN, D.A.	25	30	SU	2.0
				RESTRICT: INSTRUCTOR CONSENT										
M210	EDIT BOARD APPRENTC	N	726-070-200	SEM	1		W	1:00- 1:50P	PUB HLT	KAPLAN, R.M.	5	30		2.0
				SAME AS : HLT SER M249Q										
M231	HISPAN MNTL HLT ISS	N	726-136-200	SEM	1		R	1:00- 2:50P	SEMEL C8550	MORALES, A.	5	30	G	2.0
				SAME AS : SOC WLF M203E										
				RESTRICT: INSTRUCTOR CONSENT										
M232	CAUSAL INFERENCE	N	726-147-200	LEC	1		TR	10:00-11:50A	PUB HLT	BELIN, T.R.	5	30	G	4.0
				SAME AS : BIOSTAT M235										
236C	PSYCH INTERN SEMINR	N	726-190-200	SEM	1		F	12:00- 1:50P	SEMEL	SENA, R.E.	25	30	SU	1.0
				RESTRICT: INSTRUCTOR CONSENT										
243C	MENTAL RETARDATION	N	726-294-200	LEC	1		TBA		SEMEL	O'CONNOR, M.J.	25	30	SU	1.0
				RESTRICT: INSTRUCTOR CONSENT										
281C	BHVRL THRPY-ED STNG	N	726-501-200	LEC	1		MTWF	9:00-10:50A	SEMEL 78222	BEST, K.M.	25	30		4.0
405	TRAUMA&SEX ABUSE	N	726-615-200	SEM	1		W	9:00-11:30A	SEMEL C8671	WILLIAMS, J.K.	25	30		3.0
				RESTRICT: INSTRUCTOR CONSENT										

CATALOG NUMBER	COURSE TITLE	ENF REQ IM	ID NUMBER	CLS TYP	SEC	FEE	DAYS	TIME	BUILDING/ ROOM	INSTRUCTOR	ENRL CAP	XC	CR TP	UNITS
434	ADDICTION PSYCHTRY	N	726-702-200	SEM 1			R	11:00-11:50A	MACDNLD 1441	ZORICK, T.S.	20	30	SU	1.0
			RESTRICT: INSTRUCTOR CONSENT											
468	DRUG ADDICTION	N	726-745-200	LEC 1			M	10:00-10:50A	SEMEL 68236	JENTSCH, J.D.	25	30	SU	1.0
482	CHLD ANXIETY&DISORD	N	726-779-200	CLI 1			M	2:00- 5:50P	MP 300 1208	PIACENTINI, J.C.	25	30	G	3.0
			RESTRICT: INSTRUCTOR CONSENT											
PSYCHOLOGY														
A per-unit Instructional Enhancement Fee is assessed on most L&S undergraduate nontutorial classes. See the Miscellaneous Fees chart at http://www.registrar.ucla.edu/fees/ for fee amounts.														
10	INTRODUCTORY PSYCH	N	328-056-200	LEC 1			WF	1:00- 2:50P	MOORE 100	SMURDA, J.D.	290	06		4.0
98TB	MED&MIND VS W PSYCH	N	328-281-200	SEM 1			MW	10:30-11:50A	FRANZ 1571	ARCH, J.J.	20	30	G	5.0
			Psychology 100A is limited to sophomore/junior/senior premajors.											
100A	PSYCHOLOGICAL STATS	Y Y	328-304-200	LEC 1			MW	2:00- 3:15P	FRANZ 1178	SHAMS, L.	225	07	G	4.0
							F	2:00- 2:50P	FRANZ 1178					
			RESTRICT: SOPHOMORES AND ABOVE & PREPSY,PRECOG,PREPSYBIO,LIN&PSY,AFRO											
			For Psychology 100B, priority enrollment is not available. Psychology 100B is limited to sophomore/junior/senior premajors. For Psychology 100B, the Psychology Department will cancel your enrollment in the class and from the wait list if you do not attend the first week of your ASSIGNED laboratory section.											
100B	RESEARCH METH-PSYCH	Y Y	-----	LEC 1			M	1:00- 2:50P	MOORE 100	FIRSTENBERG, I.	0	30		6.0
			RESTRICT: SOPHOMORES AND ABOVE & PREPSY,PRECOG,PREPSYBIO,LIN&PSY,AFRO											
		Y	328-305-201	LAB 1A			TR	8:00- 9:50A	FRANZ 3435		0			0.0
		Y	328-305-202	LAB 1B			TR	10:00-11:50A	FRANZ 3435		0			0.0
		Y	328-305-203	LAB 1C			TR	12:00- 1:50P	FRANZ 3435		0			0.0
		Y	328-305-204	LAB 1D			TR	2:00- 3:50P	FRANZ 3435		0			0.0
		Y	328-305-205	LAB 1E			WF	10:00-11:50A	FRANZ 3435		0			0.0
		Y	328-305-206	LAB 1F			WF	12:00- 1:50P	FRANZ 3435		0			0.0
		Y	328-305-207	LAB 1G			WF	2:00- 3:50P	FRANZ 3435		0			0.0
		Y	328-305-208	LAB 1H			TR	9:00-10:50A	FRANZ 2527		0			0.0
		Y	328-305-209	LAB 1I			TR	11:00-12:50P	FRANZ 2527		0			0.0
		Y	328-305-210	LAB 1J			TR	1:00- 2:50P	FRANZ 2527		0			0.0
		Y	328-305-211	LAB 1K			TR	3:00- 4:50P	FRANZ 2527		0			0.0
		Y	328-305-212	LAB 1L			WF	9:00-10:50A	FRANZ 2527		0			0.0
		Y	328-305-213	LAB 1M			WF	11:00-12:50P	FRANZ 2527		0			0.0
		Y	328-305-214	LAB 1N			WF	1:00- 2:50P	FRANZ 2527		0			0.0
		Y	328-305-215	LAB 1O			WF	3:00- 4:50P	FRANZ 2527		0			0.0
			For Psychology 101, priority enrollment is not available. Psychology 101 is limited to senior departmental majors on the first enrollment pass beginning at 8 a.m. Junior departmental majors may enroll on the second pass, space permitting.											
101	GENERAL PSYCH LAB	Y Y	-----	LEC 1			T	11:00-11:50A	WGyoung CS76	MCAULIFFE, S.P.	0	30	G	4.0
			RESTRICT: SENIORS AND ABOVE & PSYCH, PSYCHOBIOLOGY, COGNITIVE SCI											
		Y	328-307-201	LAB 1A			T	1:00- 3:50P	FRANZ 3290	MCAULIFFE, S.P.	0			0.0
		Y	328-307-202	LAB 1B			W	9:00-11:50A	FRANZ 3290	MCAULIFFE, S.P.	0			0.0
		Y	328-307-203	LAB 1C			R	1:00- 3:50P	FRANZ 3290	MCAULIFFE, S.P.	0			0.0
			Psychology 110 is limited to junior/senior departmental majors on the priority and first enrollment passes. Junior/senior premajors may enroll on the second pass. Junior/senior nonmajors may enroll beginning March 2, 2009, space permitting. For Psychology 110, you must attend the discussion section in which you are enrolled. Discussion sections do not meet every week. Check your course syllabus for details.											
110	FUND OF LEARNING	Y Y	-----	LEC 1			TR	12:30- 1:45P	FRANZ 1178	BALLEINE, B.W.	240	14		4.0
			RESTRICT: JUNIORS AND ABOVE & PSYCH, PSYCHOBIOLOGY, COGNITIVE SCI											
		Y	328-336-201	DIS 1A			M	12:00-12:50P	FRANZ A279		20			0.0
		Y	328-336-202	DIS 1B			M	1:00- 1:50P	FRANZ A279		20			0.0
		Y	328-336-203	DIS 1C			M	3:00- 3:50P	MS 5127		20			0.0
		Y	328-336-204	DIS 1D			M	4:00- 4:50P	MS 5127		20			0.0
		Y	328-336-205	DIS 1E			T	8:00- 8:50A	FRANZ 1571		20			0.0
		Y	328-336-206	DIS 1F			T	9:00- 9:50A	FRANZ 1571		20			0.0
		Y	328-336-207	DIS 1G			W	11:00-11:50A	FRANZ A279		20			0.0
		Y	328-336-208	DIS 1H			W	12:00-12:50P	FRANZ A279		20			0.0
		Y	328-336-209	DIS 1I			R	9:00- 9:50A	FRANZ 1571		20			0.0
		Y	328-336-210	DIS 1J			R	10:00-10:50A	FRANZ 1571		20			0.0
		Y	328-336-211	DIS 1K			F	10:00-10:50A	FRANZ 1571		20			0.0
		Y	328-336-212	DIS 1L			F	11:00-11:50A	FRANZ 1571		20			0.0
			For Psychology 111, priority enrollment is not available. Psychology 111 is limited to senior departmental majors on the first enrollment pass beginning at 8 a.m. Junior departmental majors may enroll on the second pass, space permitting.											
111	LEARNING LAB	Y Y	-----	LEC 1			T	10:00-11:50A	FRANZ A461	BLAISDELL, A.P.	0	30	G	4.0
			RESTRICT: SENIORS AND ABOVE & PSYCH, PSYCHOBIOLOGY, COGNITIVE SCI											
		Y	328-339-201	LAB 1A			R	10:00-12:50P	FRANZ A461		0			0.0
			Psychology 115 is limited to junior/senior departmental majors on the priority and first enrollment passes. Junior/senior premajors, Linguistics and Psychology and Neuroscience majors, and Cognitive Science minors may enroll on the second pass. Junior/senior nonmajors may enroll beginning March 2, 2009, space permitting. For Psychology 115, you must attend the discussion section in which you are enrolled. Discussion sections do not meet every week. Check your course syllabus for details.											
115	BEHAVIORAL NEUROSCI	Y Y	-----	LEC 1			TR	9:30-10:45A	MOORE 100	JENTSCH, J.D.	240	12		4.0
			RESTRICT: JUNIORS AND ABOVE & PSYCH, PSYCHOBIOLOGY, COGNITIVE SCI											
		Y	328-350-201	DIS 1A			M	9:00- 9:50A	FRANZ 3435		20			0.0
		Y	328-350-202	DIS 1B			M	10:00-10:50A	FRANZ 3435		20			0.0
		Y	328-350-203	DIS 1C			M	3:00- 3:50P	MS 5147		20			0.0
		Y	328-350-204	DIS 1D			M	4:00- 4:50P	MS 5147		20			0.0
		Y	328-350-205	DIS 1E			T	2:00- 2:50P	FRANZ 1571		20			0.0
		Y	328-350-206	DIS 1F			T	3:00- 3:50P	FRANZ 1571		20			0.0
		Y	328-350-207	DIS 1G			R	1:00- 1:50P	FRANZ 1571		20			0.0
		Y	328-350-208	DIS 1H			R	2:00- 2:50P	FRANZ 1571		20			0.0
		Y	328-350-209	DIS 1I			F	8:00- 8:50A	FRANZ 1571		20			0.0
		Y	328-350-210	DIS 1J			F	9:00- 9:50A	FRANZ 1571		20			0.0
		Y	328-350-211	DIS 1K			F	12:00-12:50P	FRANZ 1571		20			0.0
		Y	328-350-212	DIS 1L			F	1:00- 1:50P	FRANZ 1571		20			0.0
			For Psychology 116, priority enrollment is not available. Psychology 116 is limited to senior Psychology majors on the first enrollment pass beginning at 8 a.m. Junior/senior Psychology and Neuroscience majors may enroll on the second pass. Junior/senior Psychology and Prepsychobiology majors may inquire in 1531 Franz Hall about enrollment beginning March 2, 2009, space permitting.											
116	BEHAVR NEUROSCI LAB	Y Y	-----	LEC 1	\$ 22		M	10:00-10:50A	DODD 161	GRISHAM, W.E.	0	01		4.0
			RESTRICT: SENIORS AND ABOVE & PSYCHOBIOLOGY MAJORS											
		Y	328-357-201	LAB 1A			T	9:00-11:50A	FRANZ A456	GRISHAM, W.E.	0			0.0
		Y	328-357-202	LAB 1B			T	1:00- 3:50P	FRANZ A456	GRISHAM, W.E.	0			0.0
		Y	328-357-203	LAB 1C			W	9:00-11:50A	FRANZ A456	GRISHAM, W.E.	0			0.0
		Y	328-357-204	LAB 1D			W	1:00- 3:50P	FRANZ A456	GRISHAM, W.E.	0			0.0
		Y	328-357-205	LAB 1E			R	9:00-11:50A	FRANZ A456	GRISHAM, W.E.	0			0.0
		Y	328-357-206	LAB 1F			R	1:00- 3:50P	FRANZ A456	GRISHAM, W.E.	0			0.0
			For Psychology M117C, there will be one evening midterm examination at a date and time to be determined.											
M117C	BHVR&CGNTV NEUROSCI	Y	-----	LEC 1			TR	2:00- 3:50P	DODD 121	KNOWLTON, B.	12	15		5.0
			SAME AS : MCD BIO M175C, NEUROSC M101C, PHY SCI M180C											
			RESTRICT: JUNIORS AND ABOVE & PSYCHOBIOLOGY MAJORS											
			328-328-201	DIS 1A			F	8:00- 9:20A	GEOLOGY 4645		2			0.0
			328-328-202	DIS 1B			F	9:30-10:50A	GEOLOGY 4645		2			0.0

CATALOG NUMBER	COURSE TITLE	ENF REQ IM	ID NUMBER	CLS TYP	SEC	FEE	DAYS	TIME	BUILDING/ ROOM	INSTRUCTOR	ENRL CAP	XC	CR TP	UNITS
			328-328-203	DIS	1C		F	11:00-12:20P	GEOLOGY 4645		2			0.0
			328-328-204	DIS	1D		F	12:30- 1:50P	GEOLOGY 4645		2			0.0
			328-328-205	DIS	1E		F	2:00- 3:20P	GEOLOGY 4645		2			0.0
			328-328-206	DIS	1F		F	3:30- 4:50P	GEOLOGY 4645		2			0.0
For Psychology 118, priority enrollment is not available. Psychology 118 is limited to senior Psychobiology majors on the first enrollment pass beginning at 8 a.m. Junior/senior Psychology, Neuroscience, and Prepsychobiology majors may enroll on the second pass, space permitting.														
118	COMPARTV PSYCHOBIO	Y	328-360-200	LEC	1		TR	11:00-12:15P	FRANZ 1260	MINOR, T.R.	0	13		4.0
RESTRICT: SENIORS AND ABOVE & PSYCHOBIOLOGY MAJORS														
119E	STRESS&BODILY DSEAS	Y	328-376-200	LEC	1		TR	12:30- 1:45P	FRANZ 1260	GRIJALVA, C.V.	0	14		4.0
RESTRICT: SENIORS AND ABOVE & PSYCHOBIOLOGY, COGNITIVE SCIENCE														
For Psychology 119P, priority enrollment is not available. Psychology 119P is limited to senior Psychobiology and Cognitive Science majors on the first enrollment pass beginning at 8 a.m. Junior/senior Psychology, Neuroscience, Precognitive Science, and Prepsychobiology majors may enroll on the second pass, space permitting.														
119P	MAP MIND-MOLECULES	Y	328-325-200	LEC	1		W	8:00- 8:50A	FRANZ 3534	WOOLF, N.J.	0	30		4.0
							F	8:00- 9:50A	FRANZ 3534					
RESTRICT: SENIORS AND ABOVE & PSYCHOBIOLOGY, COGNITIVE SCIENCE														
For Psychology M119X, priority enrollment is not available. Psychology M119X is limited to senior Psychobiology and Cognitive Science majors on the first enrollment pass beginning at 8 a.m. Any junior/senior may enroll on the second pass, space permitting.														
M119X	BIO&BEH NEURO-AGING	N	328-324-200	LEC	1		TR	11:00-12:15P	DODD 175	BUTCHER, L.L.	0	13		4.0
SAME AS : GRNTLGY M119X														
RESTRICT: SENIORS AND ABOVE & PSYCHOBIOLOGY, COGNITIVE SCIENCE														
Psychology 120A is limited to junior/senior departmental majors, Linguistics and Psychology majors, and Cognitive Science minors on the priority and first enrollment passes. Junior/senior premajors may enroll on the second pass. Junior/senior nonmajors may enroll beginning March 2, 2009, space permitting. For Psychology 120A, you must attend the discussion section in which you are enrolled. Discussion sections do not meet every week. Check your course syllabus for details.														
120A	COGNITIVE PSYCH	Y	Y -----	LEC	1		TR	2:00- 3:15P	FRANZ 1178	GHOSE, T.	240	30		4.0
RESTRICT: JUNIORS AND ABOVE & PSYC, PSYCBIO, LNG&PSY, COG SCI MNR&MJR														
		Y	328-449-201	DIS	1A		M	9:00- 9:50A	FRANZ A279		20			0.0
		Y	328-449-202	DIS	1B		M	10:00-10:50A	FRANZ A279		20			0.0
		Y	328-449-203	DIS	1C		M	1:00- 1:50P	FRANZ 3435		20			0.0
		Y	328-449-204	DIS	1D		M	2:00- 2:50P	FRANZ 3435		20			0.0
		Y	328-449-205	DIS	1E		T	10:00-10:50A	FRANZ 1571		20			0.0
		Y	328-449-206	DIS	1F		T	11:00-11:50A	FRANZ 1571		20			0.0
		Y	328-449-207	DIS	1G		W	8:00- 8:50A	FRANZ 1571		20			0.0
		Y	328-449-208	DIS	1H		W	9:00- 9:50A	FRANZ 1571		20			0.0
		Y	328-449-209	DIS	1I		R	11:00-11:50A	FRANZ 1571		20			0.0
		Y	328-449-210	DIS	1J		R	12:00-12:50P	FRANZ 1571		20			0.0
		Y	328-449-211	DIS	1K		F	12:00-12:50P	FRANZ A279		20			0.0
		Y	328-449-212	DIS	1L		F	1:00- 1:50P	FRANZ A279		20			0.0
For Psychology 121, priority enrollment is not available. Psychology 121 is limited to senior departmental majors, Linguistics and Psychology majors, and Cognitive Science minors on the first enrollment pass beginning at 8 a.m. Junior departmental majors, Linguistics and Psychology majors, and Cognitive Science minors may enroll on the second pass, space permitting.														
121	LAB-COGNITIVE PSYCH	Y	Y 328-397-200	LAB	1		MW	2:00- 3:50P	FRANZ A258	CHENG, P.	0	30		4.0
RESTRICT: SENIORS AND ABOVE & PSYC, PSYCBIO, LNG&PSY, COG SCI MNR&MJR														
Psychology 124B is limited to senior Cognitive Science and Precognitive Science majors and Cognitive Science minors on the priority and first enrollment passes. Junior/senior departmental premajors and majors and Neuroscience and Linguistics and Psychology majors may enroll on the second pass, space permitting.														
124B	VISUAL INFO PRCSNG	Y	328-401-200	LEC	1		M	10:00-12:50P	FRANZ 2288	LIU, Z.	25	01		4.0
RESTRICT: SENIORS AND ABOVE & PRE-COG SCI OR COG SCI MAJOR/MINOR														
Psychology 124E is limited to senior Cognitive Science and Precognitive Science majors and Cognitive Science minors on the priority and first enrollment passes. Junior/senior departmental premajors and majors and Neuroscience and Linguistics and Psychology majors may enroll on the second pass, space permitting.														
124E	LANGUAGE&COGNITION	Y	328-404-200	SEM	1		TR	2:00- 3:15P	FRANZ 2288	MACKAY, D.G.	20	15		4.0
RESTRICT: SENIORS AND ABOVE & PRE-COG SCI OR COG SCI MAJOR/MINOR														
Psychology 125C is limited to students in Fernald Internship Program.														
125C	ADV DEVL P PSYCHPATH	Y	328-459-200	LAB	1		TR	3:30- 4:45P	FERNALD 100	BAKER, B.L.	20	30	G	4.0
RESTRICT: INSTRUCTOR CONSENT														
For Psychology 126, priority enrollment is not available. Psychology 126 is limited to senior departmental majors on the first enrollment pass beginning at 8 a.m. Junior departmental majors may enroll on the second pass, space permitting.														
126	CLINICAL PSYCH LAB	Y	Y 328-432-200	LAB	1		MW	1:30- 3:20P	FRANZ 3312	CRASKE, M.	0	30	G	4.0
RESTRICT: SENIORS AND ABOVE & PSYCH, PSYCHOBIOLOGY, COGNITIVE SCI														
Psychology 127 is limited to junior/senior departmental premajors and majors on the priority and first enrollment passes. Sophomore/junior/senior nonmajors may enroll on the second pass, space permitting.														
127	ABNORMAL PSYCHOLOGY	Y	Y 328-408-200	LEC	1		TR	9:30-10:45A	FRANZ 1178	CHUNG, A.S.	200	12		4.0
RESTRICT: JUNIORS AND ABOVE & DEPT PREMAJORS & MAJORS														
		Y	328-408-201	LEC	2		MW	8:00- 9:50A	FRANZ 1178	MAYS, V.M.	200	01		4.0
RESTRICT: JUNIORS AND ABOVE & DEPT PREMAJORS & MAJORS														
For Psychology 131, priority enrollment is not available. Psychology 131 is limited to senior departmental majors on the first enrollment pass beginning at 8 a.m. Junior departmental majors may enroll on the second pass, space permitting.														
131	RSRCH-DVLPMT PSYCH	Y	Y 328-431-200	LAB	1		MW	2:00- 3:50P	FRANZ 1571	SANDHOFFER, C.M.	0	30	G	4.0
RESTRICT: SENIORS AND ABOVE & PSYCH, PSYCHOBIOLOGY, COGNITIVE SCI														
Psychology 132A is limited to junior/senior departmental premajors and majors and Applied Developmental Psychology minors on the priority and first enrollment passes. Sophomore/junior/senior nonmajors may enroll on the second pass, space permitting.														
132A	LEARNG DISABILITIES	N	328-437-200	LEC	1		WF	8:30- 9:45A	HUMANTS A51	ADELMAN, H.S.	200	01		4.0
RESTRICT: JUNIORS AND ABOVE & PSYCH MAJORS&PRE-MAJORS&ADP MINORS														
Psychology 133F is limited to junior/senior departmental premajors and majors and Applied Developmental Psychology minors on the priority and first enrollment passes. Sophomore/junior/senior nonmajors may enroll on the second pass, space permitting.														
133F	PSYCH AND EDUCATION	Y	328-471-200	LEC	1		WF	3:30- 4:45P	FRANZ 1178	STIGLER, J.W.	200	08		4.0
RESTRICT: SENIORS AND ABOVE & PSYCH MAJORS&PRE-MAJORS&ADP MINORS														
Psychology 133G is limited to junior/senior departmental premajors and majors and Applied Developmental Psychology minors on the priority and first enrollment passes. Sophomore/junior/senior nonmajors may enroll on the second pass, space permitting.														
133G	CULTURE&HUMAN DEVL P	Y	-----	LEC	1		TR	12:30- 1:45P	HUMANTS A51	GREENFIELD, P.M.	160	14		4.0
RESTRICT: SENIORS AND ABOVE & PSYCH MAJORS&PRE-MAJORS&ADP MINORS														
			328-468-201	DIS	1A		M	2:00- 2:50P	FRANZ 2288		20			0.0
			328-468-202	DIS	1B		M	3:00- 3:50P	FRANZ 2288		20			0.0
			328-468-203	DIS	1C		T	3:00- 3:50P	MS 5117		20			0.0
			328-468-204	DIS	1D		T	4:00- 4:50P	MS 5117		20			0.0
			328-468-205	DIS	1E		R	8:00- 8:50A	FRANZ A279		20			0.0
			328-468-206	DIS	1F		R	9:00- 9:50A	FRANZ A279		20			0.0
			328-468-207	DIS	1G		F	1:00- 1:50P	MS 5148		20			0.0
			328-468-208	DIS	1H		F	2:00- 2:50P	MS 5148		20			0.0
Psychology 134A is limited to students in the Applied Developmental Psychology minor.														
134A	INFNT&TODLR CARE&ED	Y	328-477-200	LEC	1		MW	2:00- 3:20P	FRANZ A279		0	30	G	4.0
RESTRICT: DEPARTMENT CONSENT														
Psychology 134C is limited to students in the Applied Developmental Psychology minor.														
134C	ADV APPLD DEV PSYCH	Y	328-479-200	SEM	1		TBA		FRANZ	DAVIS, H.M.	35	20	PN	4.0
RESTRICT: DEPARTMENT CONSENT														
Psychology 134D is limited to students in the Applied Developmental Psychology minor.														
134D	FLD-APLD DVLP PSYCH	Y	328-480-200	FLD	1		VAR				0	30	PN	2.0
RESTRICT: DEPARTMENT CONSENT														

CATALOG NUMBER	COURSE TITLE	ENF REQ IM	ID NUMBER	CLS TYP	SEC	FEE	DAYS	TIME	BUILDING/ ROOM	INSTRUCTOR	ENRL CAP	XC	CR TP	UNITS
Psychology 135 is limited to junior/senior departmental majors on the priority and first enrollment passes. Junior/senior premajors and Communication Studies majors may enroll on the second pass. Junior/senior nonmajors may enroll beginning March 2, 2009, space permitting. For Psychology 135, you must attend the discussion section in which you are enrolled. Discussion sections do not meet every week. Check your course syllabus for details.														
135	SOCIAL PSYCHOLOGY	Y Y	-----	LEC 1			TR	2:00-3:15P	WG YOUNG CS50	LIEBERMAN, M.D.	240	15		4.0
RESTRICT: JUNIORS AND ABOVE & PSYCH, PSYCHOBIOLOGY, COGNITIVE SCI														
	Y 328-466-201			DIS 1A			M	8:00-8:50A	FRANZ 1571		20			0.0
	Y 328-466-202			DIS 1B			M	9:00-9:50A	FRANZ 1571		20			0.0
	Y 328-466-203			DIS 1C			M	11:00-11:50A	FRANZ 3435		20			0.0
	Y 328-466-204			DIS 1D			M	12:00-12:50P	FRANZ 3435		20			0.0
	Y 328-466-205			DIS 1E			T	12:00-12:50P	FRANZ 1571		20			0.0
	Y 328-466-206			DIS 1F			T	1:00-1:50P	FRANZ 1571		20			0.0
	Y 328-466-207			DIS 1G			W	9:00-9:50A	FRANZ A279		20			0.0
	Y 328-466-208			DIS 1H			W	10:00-10:50A	FRANZ A279		20			0.0
	Y 328-466-209			DIS 1I			R	3:30-4:20P	FRANZ 1571		20			0.0
	Y 328-466-210			DIS 1J			R	4:30-5:20P	FRANZ 1571		20			0.0
	Y 328-466-211			DIS 1K			F	10:00-10:50A	FRANZ A279		20			0.0
	Y 328-466-212			DIS 1L			F	11:00-11:50A	FRANZ A279		20			0.0
For Psychology 136B, priority enrollment is not available. Psychology 136B is limited to senior departmental majors on the first enrollment pass beginning at 8 a.m. Junior departmental majors may enroll on the second pass, space permitting.														
136B	NONEXPER SOCL PSYC	Y Y	328-483-200	LAB 1			TR	10:00-11:50A	FRANZ A279	HUO, Y.J.	0	30		4.0
RESTRICT: SENIORS AND ABOVE & PSYCH, PSYCHOBIOLOGY, COGNITIVE SCI														
	Y 328-483-201			LAB 2			TR	2:00-3:50P	FRANZ A279	HUO, Y.J.	0	30		4.0
RESTRICT: SENIORS AND ABOVE & PSYCH, PSYCHOBIOLOGY, COGNITIVE SCI														
Psychology 137F is limited to junior/senior departmental premajors and majors on the priority and first enrollment passes. Sophomore/junior/senior nonmajors may enroll on the second pass, space permitting.														
137F	INTRO-SPORT PSYCH	N	328-501-200	LEC 1			TR	11:00-12:15P	FRANZ 1178	SCANLAN, T.K.	200	13		4.0
RESTRICT: JUNIORS AND ABOVE & DEPT PREMAJORS & MAJORS														
Psychology 150 is limited to junior/senior departmental premajors and majors on the priority and first enrollment passes. Sophomore/junior/senior nonmajors may enroll on the second pass, space permitting.														
150	INTR-HEALTH PSYCHLG	Y	328-600-200	LEC 1			TR	9:30-10:45A	ROLFE 1200	ROBLES, T.F.	200	12		4.0
RESTRICT: JUNIORS AND ABOVE & DEPT PREMAJORS & MAJORS														
M176	COMUNCTN-CPLS&FMLYS	Y	328-629-200	LEC 1			WF	3:00-4:15P	MOORE 100	KARNEY, B.R.	300	08		4.0
SAME AS: COMM ST M116														
RESTRICT: JUNIORS AND ABOVE & DEPT PREMAJORS & MAJORS														
Psychology 184B is limited to students who have been accepted into the Psychology Research Opportunity Program (PROPS).														
184B	PSYCH RSRCH OPRTINTY	N	328-802-200	SEM 1			W	9:00-10:30A	FRANZ 3534	MYERS, H.F.	25	30	PN	2.0
RESTRICT: DEPARTMENT CONSENT														
For Psychology 186C, priority enrollment is not available. Psychology 186C is limited to senior departmental majors on the first enrollment pass beginning at 8 a.m. Junior departmental majors may enroll on the second pass, space permitting.														
186C	COG SCI-PSYCHOPHYSC	Y Y	328-689-201	LAB 1			MWF	3:00-4:20P	FRANZ 3290	LIU, Z.	0	30	G	4.0
RESTRICT: SENIORS AND ABOVE & PSYCH, PSYCHOBIOLOGY, COGNITIVE SCI														
Psychology 188A is limited to junior/senior departmental premajors and majors on the priority and first enrollment passes. Sophomore/junior/senior nonmajors may enroll on the second pass, space permitting.														
188A	EMOTION	N	328-829-200	SEM 1			R	1:10-4:00P	FRANZ 5461	EISENBERGER, N.I.	20	30		4.0
RESTRICT: JUNIORS AND ABOVE & DEPT PREMAJORS & MAJORS														
Psychology 188A, seminar 1: Emotion														
Psychology 188B, lecture 1, is limited to junior/senior Psychology and Neuroscience majors on the priority and first enrollment passes. Sophomore/junior/senior nonmajors may enroll on the second pass, space permitting. Psychology 188B, lecture 2, is limited to junior/senior departmental premajors and majors on the priority and first enrollment passes. Sophomore/junior/senior nonmajors may enroll on the second pass, space permitting.														
188B	BEHAVR&BRAIN DVLPMNT	N	328-830-200	LEC 1			TR	11:00-12:15P	PAB 2434	GALVAN, A.	40	30		4.0
RESTRICT: JUNIORS AND ABOVE & DEPT PREMAJORS & MAJORS														
Psychology 188B, lecture 1: Behavior and Brain Development														
	PSYCH OF ADDICTIONS	N	328-830-201	LEC 2			TR	2:00-3:15P	WG YOUNG CS24	RAY, L.A.	200	30		4.0
RESTRICT: JUNIORS AND ABOVE & DEPT PREMAJORS & MAJORS														
Psychology 188B, lecture 2: Psychology of Addictions														
188SB	INDIV STD FOR USIE	Y	328-832-201	TUT 1			VAR			JOHNSON, S.A.	7	30	G	2.0
RESTRICT: PETITION OR CONTRACT REQUIRED														
	328-832-202			TUT 2			VAR			KARNEY, B.R.	7	30	G	2.0
RESTRICT: PETITION OR CONTRACT REQUIRED														
189	ADV HONORS SEMINARS	N	328-833-201	SEM 1			M	4:00-4:50P	FRANZ 3435	MAYS, V.M.	20	30		1.0
RESTRICT: INSTRUCTOR CONSENT														
	328-833-202			SEM 2			R	2:00-2:50P	FRANZ 3621C	ROBLES, T.F.	12	30		1.0
RESTRICT: INSTRUCTOR CONSENT														
Psychology 191CH is limited to students who have been accepted into the departmental honors program.														
191CH	DEPT HONORS SEMINAR	Y	328-849-200	SEM 1			W	3:00-4:50P	FRANZ 2288	LIEBERMAN, M.D.	30	30	G	2.0
RESTRICT: DEPARTMENT CONSENT														
192	EDUCATION PRACTICES	N	328-690-201	SEM 1			VAR			THE STAFF	0	30	PN	4.0
RESTRICT: DEPARTMENT CONSENT														
	328-690-202			SEM 2			VAR			THE STAFF	0	30	PN	4.0
RESTRICT: DEPARTMENT CONSENT														
	328-690-203			SEM 3			VAR			THE STAFF	0	30	PN	4.0
RESTRICT: DEPARTMENT CONSENT														
	328-690-204			SEM 4			VAR			THE STAFF	0	30	PN	4.0
RESTRICT: DEPARTMENT CONSENT														
194A	INTERNSHIP SEMINAR	Y	328-864-201	SEM 1			F	9:00-10:50A	FRANZ 2288	KNOWLTON, B.	20	30	PN	2.0
RESTRICT: DEPARTMENT CONSENT														
198	HONORS RESEARCH	N	328-888-201	TUT 1			VAR			BAKER, B.L.	1	30	G	2.0
RESTRICT: PETITION OR CONTRACT REQUIRED														
	328-888-202			TUT 2			VAR			BJORK, E.L.	1	30	G	2.0
RESTRICT: PETITION OR CONTRACT REQUIRED														
	328-888-203			TUT 3			VAR			BJORK, R.A.	1	30	G	2.0
RESTRICT: PETITION OR CONTRACT REQUIRED														
	328-888-204			TUT 4			VAR			CASTEL, A.D.	1	30	G	2.0
RESTRICT: PETITION OR CONTRACT REQUIRED														
	328-888-205			TUT 5			VAR			CRASKE, M.	1	30	G	2.0
RESTRICT: PETITION OR CONTRACT REQUIRED														
	328-888-206			TUT 6			VAR			EISENBERGER, N.I.	1	30	G	2.0
RESTRICT: PETITION OR CONTRACT REQUIRED														
	328-888-207			TUT 7			VAR			FANSELOW, M.S.	1	30	G	2.0
RESTRICT: PETITION OR CONTRACT REQUIRED														
	328-888-208			TUT 8			VAR			FULIGNI, A.J.	2	30	G	2.0
RESTRICT: PETITION OR CONTRACT REQUIRED														
	328-888-209			TUT 9			VAR			GREENFIELD, P.M.	1	30	G	2.0
RESTRICT: PETITION OR CONTRACT REQUIRED														
	328-888-210			TUT 10			VAR			HUO, Y.J.	1	30	G	2.0
RESTRICT: PETITION OR CONTRACT REQUIRED														
	328-888-211			TUT 11			VAR			CHUNG, A.S.	1	30	G	2.0
RESTRICT: PETITION OR CONTRACT REQUIRED														
	328-888-212			TUT 12			VAR			LEE, S.S.	1	30	G	2.0
RESTRICT: PETITION OR CONTRACT REQUIRED														

CATALOG NUMBER	COURSE TITLE	ENF REQ IM	ID NUMBER	CLS TYP	SEC	FEE	DAYS	TIME	BUILDING/ ROOM	INSTRUCTOR	ENRL CAP	XC	CR TP	UNITS
			328-888-213	TUT	13			VAR		PEPLAU, L.A.	2	30	G	2.0
			RESTRICT: PETITION OR CONTRACT REQUIRED											
			328-888-214	TUT	14			VAR		ROBLES, T.F.	1	30	G	2.0
			RESTRICT: PETITION OR CONTRACT REQUIRED											
			328-888-215	TUT	15			VAR		SHAPIRO, D.	1	30	G	2.0
			RESTRICT: PETITION OR CONTRACT REQUIRED											
			328-888-216	TUT	16			VAR		STANTON, A.L.	1	30	G	2.0
			RESTRICT: PETITION OR CONTRACT REQUIRED											
			328-888-217	TUT	17			VAR		TAYLOR, S.E.	1	30	G	2.0
			RESTRICT: PETITION OR CONTRACT REQUIRED											
			328-888-218	TUT	18			VAR		SEARS, D.O.	1	30	G	2.0
			RESTRICT: PETITION OR CONTRACT REQUIRED											
201	LEARNING AND BEHAVR	N	728-008-200	DIS	1		F	12:30- 1:50P	FRANZ 6461	FANSELOW, M.S.	10	30	SU	1.0
			RESTRICT: GRADUATE STUDENTS											
204A	BASIC MVTNL PROCSS	N	728-014-200	LEC	1			TBA	FRANZ	BALLEINE, B.W.	15	30		4.0
			RESTRICT: GRADUATE STUDENTS											
207C	SEM-PHYSIO PSYCH	N	728-045-200	SEM	1			TBA	FRANZ	SILVA, A.J.	10	30		4.0
			RESTRICT: GRADUATE STUDENTS											
	Psychology 207C, seminar 1:													
M208	BIO-LEARNING&MEMORY	N	728-061-200	LEC	1			TBA	HLTHSCI	MARTIN, K.C.	5	30	G	4.0
			SAME AS : MC&IP M200G, NEURBIO M200G, NEUROSC M220											
			RESTRICT: GRADUATE STUDENTS											
212	RSCH LIT-PHYSL PSYC	N	728-073-200	LEC	1		T	12:00- 1:20P	FRANZ 8461C	KRASNE, F.	15	30	SU	1.0
			RESTRICT: GRADUATE STUDENTS											
226C	CRNT LIT-SOCL PSYCH	N	728-159-200	DIS	1		R	12:00-12:50P	FRANZ 5461	SHAPIRO, J.R.	25	30	SU	2.0
			RESTRICT: PSYCHOLOGY GRADUATE STUDENTS											
M239	PRSNLT&MTVTN&ATTRBT	N	728-219-200	DIS	1		T	10:00-12:50P	FRANZ 5461	WEINER, B.	20	13		4.0
			SAME AS : EDUC M215											
			RESTRICT: GRADUATE STUDENTS											
240B	SOC&EMOTNL DEVLPMNT	N	728-229-200	LEC	1		W	2:00- 4:50P	FRANZ 5461	DELAFIELD, N.L.	20	09		4.0
			RESTRICT: PSYCHOLOGY GRADUATE STUDENTS											
241	DEVELOPMENTAL PSYCH	N	728-231-200	DIS	1		M	11:45- 1:15P	FRANZ 3534	JUVONEN, J.H.	20	30	SU	1.0
			RESTRICT: GRADUATE STUDENTS											
M242D	SOCIAL DVLPMNT&EDUC	N	728-237-200	SEM	1		R	9:00-12:50P	MOORE 3021	MISTRY, R.S.	5	30		4.0
			SAME AS : EDUC M217A											
			RESTRICT: GRADUATE STUDENTS											
M242G	ADOLESCENT DEVLPMNT	N	728-242-200	SEM	1		W	10:00-12:50P	FRANZ 5461	FULIGNI, A.J.	15	02	G	4.0
			SAME AS : EDUC M217F											
			RESTRICT: GRADUATE STUDENTS											
M245	PRSNLTY DVLPMNT&ED	N	728-267-200	LEC	1			TBA	FRANZ		10	30		4.0
			SAME AS : EDUC M217C											
			RESTRICT: GRADUATE STUDENTS											
255B	ITEM RESPONSE THRY	N	728-332-200	LEC	1		MW	3:00- 4:15P	FRANZ 3534	REISE, S.P.	15	08		4.0
			RESTRICT: PSYCHOLOGY GRADUATE STUDENTS											
256	ADV REGRESSION ONLY	Y	728-337-201	SEM	1		TR	11:00-12:15P	FRANZ 3534	KRULL, J.L.	25	13		4.0
			RESTRICT: PSYCHOLOGY GRADUATE STUDENTS											
258	SPCL PROB PSYC STAT	N	728-348-200	LEC	1		MW	1:30- 2:45P	FRANZ 3534	NANDY, R.R.	15	30		4.0
			RESTRICT: PSYCHOLOGY GRADUATE STUDENTS											
	Psychology 258, lecture 1:													
263	PSYCHOLINGUISTICS	N	728-378-200	LEC	1		TR	11:00-12:15P	FRANZ 6461	MACKAY, D.G.	15	13		4.0
			RESTRICT: GRADUATE STUDENTS											
	Psychology 270C is limited to graduate students in clinical psychology.													
270C	FOUNDATN-CLIN PSYCH	N	728-423-200	LEC	1		TR	9:00-11:30A	FRANZ 2220	CHRISTENSEN, A.	15	30		4.0
			RESTRICT: PSYCHOLOGY GRADUATE STUDENTS											
	Psychology 271C is limited to graduate students in clinical psychology.													
271C	CLNCL PSYCHO MTHDS	N	728-428-200	LAB	1		T	12:30- 1:50P	FRANZ 2220	CHRISTENSEN, A.	15	30	SU	2.0
			RESTRICT: PSYCHOLOGY GRADUATE STUDENTS											
	Psychology 273C is limited to graduate students in clinical psychology.													
273C	PROFÐC-CLNC PSYC	N	728-448-200	LEC	1		T	1:00- 2:50P	FRANZ 2227	WATERMAN, J.M.	13	30		2.0
			RESTRICT: PSYCHOLOGY GRADUATE STUDENTS											
	Psychology 277 is limited to graduate students in clinical psychology.													
277	ADV CLINICL ASEMNT	N	728-462-200	LEC	1		W	9:00-10:50A	FRANZ 2220	CHUNG, A.S.	15	30		4.0
			RESTRICT: PSYCHOLOGY GRADUATE STUDENTS											
M280	AFFECTIVE DISORDERS	N	728-483-200	SEM	1		W	2:00- 4:50P	FRANZ 2220	HAMMEN, C.L.	15	09		2.0/ 4.0
			SAME AS : PSYCTRY M234											
			RESTRICT: GRADUATE STUDENTS											
287	CR PRB-CLIN RSH MTH	N	728-519-200	LEC	1		F	9:00-11:50A	FRANZ 2227	CANNON, T.D.	15	30		4.0
			RESTRICT: PSYCHOLOGY GRADUATE STUDENTS											
289C	CUR ISS-CLNCL PSYCH	N	728-536-200	DIS	1		R	3:30- 4:30P	FRANZ 2227	LEE, S.S.	10	30	TS	1.0
			RESTRICT: PSYCHOLOGY GRADUATE STUDENTS											
292	STRESS AND DISEASE	N	728-551-200	LEC	1		R	9:00-11:50A	FRANZ 5461	MYERS, H.F.	15	12		4.0
			RESTRICT: GRADUATE STUDENTS											
	Psychology 401 is limited to graduate students in clinical psychology.													
401	FLDWRK-CLINCL PSYCH	N	728-601-201	FLD	1			UNSCHED	NO FAC	MYERS, H.F.	75	30		1.0-12.0
			RESTRICT: PSYCHOLOGY GRADUATE STUDENTS											
403	SPC TPC STDY COURSE	N	728-606-200	DIS	1		W	8:30-10:20A	FRANZ 2227	MILLER, E.N.	10	30	SU	1.0- 4.0
			RESTRICT: INSTRUCTOR CONSENT											
	Psychology 410C is limited to graduate students in clinical psychology.													
410C	CLIN TCHNG&SUPRVSN	N	728-662-200	CLI	1		R	1:00- 2:30P	FRANZ 2227	WATERMAN, J.M.	10	30		4.0
			RESTRICT: INSTRUCTOR CONSENT											
410F	CLNCL ASSESS SPRVSN	N	728-665-200	CLI	1		W	11:00-12:50P	FRANZ 3175	MILLER, E.N.	10	30	G	2.0
			RESTRICT: INSTRUCTOR CONSENT											
	Psychology 451 is limited to graduate students in clinical psychology.													
451	INTERNSHP-CLIN PSYC	N	728-700-200	FLD	1			UNSCHED		MYERS, H.F.	20	30	SU	6.0-12.0
			RESTRICT: PSYCHOLOGY GRADUATE STUDENTS											
495	PRESEN-PSYCH MATERL	N	728-793-200	SEM	1		T	4:00- 5:15P	FRANZ 3435	BJORK, E.L.	45	30	SU	4.0
			RESTRICT: GRADUATE STUDENTS											
PUBLIC HEALTH														
M160B	AT-RISK POPULATIONS	Y	330-660-200	LEC	1		W	2:00- 3:50P	HLTHSCI	EZZEDDINE, Y.M.	5	30		4.0
			SAME AS : MED M160B											
			RESTRICT: INSTRUCTOR CONSENT											

CATALOG NUMBER	COURSE TITLE	ENF REQ IM	ID NUMBER	CLS TYP	SEC	FEE	DAYS	TIME	BUILDING/ ROOM	INSTRUCTOR	ENRL CAP	XC	CR TP	UNITS
PUBLIC POLICY														
CM126	POLITICAL ETHICS	N	-----	LEC	1		TR	2:00- 3:15P	HUMANTS 135	SABL, A.	48	15	G	4.0
			SAME AS : POL SCI M115B											
			317-456-201	DIS	1A		R	3:30- 4:20P	FRANZ 2288		8			0.0
			317-456-202	DIS	1B		R	4:30- 5:20P	PUB AFF 2319		8			0.0
			317-456-203	DIS	1C		R	5:30- 6:20P	BUNCHE A152		8			0.0
			317-456-204	DIS	1D		TBA				8			0.0
			317-456-205	DIS	1E		TBA				8			0.0
			317-456-206	DIS	1F		TBA				8			0.0
M149	CALIF SSTNBL DVLPMNT	N	317-594-200	LEC	1		MW	9:30-10:45A	PUB AFF 4357B	KAHN, M.E.	7	02	G	4.0
			SAME AS : ENVIRON M135, URBN PL M163											
187	RESEARCH SEMINAR	Y	317-822-201	SEM	1		W	2:00- 4:50P	PUB AFF 4320B	TUTTLE, R.	25	30	G	4.0
			RESTRIC: SENIORS ONLY											
191A	PUBLIC DIPLOMACY	N	317-846-200	SEM	1		M	2:00- 4:40P	PUB AFF 2343	KULAKOWSKI, E.J.	15	30	G	4.0
			Public Policy 191A, seminar 1: Public Diplomacy											
206	PLCY ADOPTN&IMPLMNT	N	717-036-200	LEC	1		MW	10:30-11:50A	PUB AFF 2343	DE SHAZO, G.M.	45	03	G	4.0
			RESTRIC: PUBLIC POLICY GRADUATE STUDENTS											
M216	PUB POL-CHLRN&YOUTH	N	717-096-200	LEC	1		R	2:00- 4:50P	PUB AFF 3343C	LINDSEY, D.	10	30		4.0
			SAME AS : SOC WLF M290N											
			RESTRIC: PUBLIC POLICY GRADUATE STUDENTS											
M224B	ADV GEOG INFO SYSTM	N	717-145-200	LEC	1		M	2:00- 4:50P	PUB AFF 1015A	WANG, R.	5	30	G	4.0
			SAME AS : URBN PL M206B											
			RESTRIC: PUBLIC POLICY GRADUATE STUDENTS											
M227	NONPROFT-ST&CIV SOC	N	717-162-200	LEC	1		R	2:00- 4:50P	PUB AFF 2238	RAMAN, S.	5	16		4.0
			SAME AS : SOC WLF M290S, URBN PL M287											
M241	INTRO-REGION PLANNG	N	717-246-200	LEC	1		W	2:00- 4:50P	PUB AFF 2242	SOJA, E.W.	10	30	G	4.0
			SAME AS : URBN PL M230											
			RESTRIC: PUBLIC POLICY GRADUATE STUDENTS											
M243	COMM DEV&HOUSNG POL	N	717-258-200	LEC	1		W	2:00- 4:50P	PUB AFF 3343C	LEAVITT, J.	10	30	G	4.0
			SAME AS : SOC WLF M290U, URBN PL M275											
			RESTRIC: PUBLIC POLICY GRADUATE STUDENTS											
M248	TOLRTN&PLURL&DIVRST	N	717-288-200	SEM	1		W	2:00- 4:50P	PUB AFF 4357B	SABL, A.	20	30		4.0
			SAME AS : POL SCI M216											
			RESTRIC: PUBLIC POLICY GRADUATE STUDENTS											
251	PUB BUDGET&FINANCE	N	717-306-200	LEC	1		MW	9:00-10:20A	PUB AFF 2343	DENNIS, C.M.	20	30	G	4.0
			RESTRIC: GRADUATE STUDENTS											
M261	AGNG PLCY&ELDER&FAM	N	717-366-200	LEC	1		R	2:00- 4:50P	PUB AFF 4357B	MOON, A.	5	30	G	4.0
			SAME AS : SOC WLF M290P											
			RESTRIC: GRADUATE STUDENTS											
M267	MEDICARE REFORM	N	717-402-200	LEC	1		M	2:00- 4:50P	PUB AFF 2292	PETERSON, M.A.	12	30	G	4.0
			SAME AS : HLT SER M252											
			RESTRIC: GRADUATE STUDENTS											
M280A	RSRCH&DEVEL POLICY	N	717-480-200	LEC	1		W	1:00- 3:50P	COLLINS	SAKAKIBARA, M.	10	30		4.0
			SAME AS : MGMT M292A											
			RESTRIC: GRADUATE STUDENTS											
290	TOPCS-PUBLIC POLICY	N	717-540-200	DIS	1		M	2:00- 4:50P	PUB AFF 2343	KULAKOWSKI, E.J.	15	30	G	4.0
			RESTRIC: GRADUATE STUDENTS											
			Public Policy 290, discussion 1: Public Diplomacy											
			717-540-201	DIS	2		T	9:00-11:50A	PUB AFF 4357B	SCOTT, A.J.	20	30	G	4.0
			RESTRIC: GRADUATE STUDENTS											
			Public Policy 290, discussion 2: Political Economy of Globalization											
			717-540-202	DIS	3		UNSCHE			SPAIN BRADLEY, A.K	20	30	G	4.0
			RESTRIC: INSTRUCTOR CONSENT											
			Public Policy 290, discussion 3: Learning to Resolve Disputes: Mediation, Negotiation, and Facilitation in Theory and Practice											
298C	APPLD PLCY ANLY III	N	717-590-201	SEM	1		UNSCHE			LEIBOWITZ, A.	20	30	G	2.0
			RESTRIC: DEPARTMENT CONSENT											
			717-590-202	SEM	2		UNSCHE			PANOFSKY, A.I.	20	30	G	2.0
			RESTRIC: DEPARTMENT CONSENT											
			717-590-203	SEM	3		UNSCHE			PETERSON, M.A.	20	30	G	2.0
			RESTRIC: DEPARTMENT CONSENT											
			717-590-204	SEM	4		UNSCHE			SABL, A.	20	30	G	2.0
			RESTRIC: DEPARTMENT CONSENT											
375	TCHNG APRNTC PRCTCM	N	717-620-201	SEM	1		UNSCHE			DE SHAZO, G.M.	1	30	SU	1.0- 4.0
			RESTRIC: GRADUATE STUDENTS											
RELIGION, STUDY OF														
			A per-unit Instructional Enhancement Fee is assessed on most L&S undergraduate nontutorial classes. See the Miscellaneous Fees chart at http://www.registrar.ucla.edu/fees/ for fee amounts.											
100	BIOG&AUTOBIO-RELIGN	N	327-301-200	SEM	1		T	2:00- 4:50P	BUNCHE 3117	BARTCHY, S.S.	20	15	G	4.0
			RESTRIC: INSTRUCTOR CONSENT											
120	ABRAHAMIC RELIGIONS	N	327-420-200	LEC	1		T	4:00- 6:50P	DODD 154		29	15	G	4.0
			RESTRIC: JUNIORS AND ABOVE											
SCANDINAVIAN SECTION														
Old Norse Studies														
			A per-unit Instructional Enhancement Fee is assessed on most L&S undergraduate nontutorial classes. See the Miscellaneous Fees chart at http://www.registrar.ucla.edu/fees/ for fee amounts.											
132B	INTERMEDT OLD NORSE	Y	220-493-200	LEC	1		MW	1:00- 2:15P	ROYCE 148	WILLSON, K.J.	25	06		4.0
Scandinavian														
			A per-unit Instructional Enhancement Fee is assessed on most L&S undergraduate nontutorial classes. See the Miscellaneous Fees chart at http://www.registrar.ucla.edu/fees/ for fee amounts.											
3	ELEMENTARY SWEDISH	Y	218-009-200	DIS	1		MTWR	9:00- 9:50A	ROLFE 3114	TANGHERLINI, T.R.	15	02		4.0
13	ELEM NORWEGIAN	Y	218-039-200	DIS	1		TR	2:00- 3:15P	ROLFE 3112	WEN, P.J.	15	15		4.0
			For Scandinavian 50W, the department will cancel your enrollment if you do not attend at least one of the first two class meetings. After the first week of classes, wait-listed students may enroll only with permission to enroll obtained from the instructor.											
50W	INTRO-SCAN LIT&CLTR	Y	Y -----	LEC	1		TR	11:00-11:50A	PUB AFF 2238	WEN, P.J.	40	13	G	5.0
			Y 218-152-201	DIS	1A		TR	1:00- 1:50P	ROYCE 160		20			0.0
			Y 218-152-202	DIS	1B		TR	2:00- 2:50P	BUNCHE 2178		20			0.0
			Y 218-330-200	DIS	1		MTWR	10:00-10:50A	ROLFE 3114	LINDQVIST, U.A.	15	03		4.0
CM144A	ADVANCED SWEDISH	Y	218-566-200	SEM	1		MW	12:00- 1:50P	ROYCE 150	LINDQVIST, U.A.	25	05		4.0
			WOMEN IN NORDIC LIT											
			SAME AS : WOM STD M186											
C145B	KNUT HAMSUN	N	218-573-200	SEM	1		TR	11:00-12:15P	PUB AFF 1256	LUNDE, A.O.	25	13		4.0

CATALOG NUMBER	COURSE TITLE	ENF REQ IM	ID NUMBER	CLS TYP	SEC	FEE	DAYS	TIME	BUILDING/ ROOM	INSTRUCTOR	ENRL CAP	XC	CR TP	UNITS	
C146A	AUGUST STRINDBERG	N	218-578-200	SEM	1		MW	10:00-11:15A	BUNCHE 3153	SHIDELER, R.P.	25	03		4.0	
166C	CARL DREYER	N	218-698-200	SEM	1		M	2:00- 4:50P	ROLFE 3134	LUNDE, A.O.	30	08		4.0	
							W	2:00- 3:30P	ROLFE 3134						
C180	LIT&SCANDVN SOCIETY	N	218-780-200	SEM	1		M	2:00- 4:50P	ROYCE 150	THE STAFF	25	08		4.0	
			218-780-201	SEM	2		W	2:00- 4:50P	ROYCE 150	THE STAFF	25	09		4.0	
M270	LITERARY THEORY	N	618-421-200	SEM	1		W	2:00- 4:50P	BUNCHE 2173		0	30		5.0	
			SAME AS : ASIAN M251, COM LIT M294, ENGL M270, FRNCH M270, GERMAN M270, ITALIAN M270, SPAN M294												
375	TCHNG APRNTC PRCTCM	N	618-620-200	SEM	1		UNSCHE			TANGHERLINI, T.R.	5	30	SU	1.0- 4.0	
			RESTRICT: GRADUATE STUDENTS												

SLAVIC LANGUAGES AND LITERATURES

A per-unit Instructional Enhancement Fee is assessed on most L&S undergraduate nontutorial classes. See the Miscellaneous Fees chart at <http://www.registrar.ucla.edu/fees/> for fee amounts.

91	CLTR&SOC-CNTR&E EUR	N	372-273-200	LEC	1		TR	2:15- 3:30P	HUMANTS A32	GALATEANU, G.	40	15		5.0
----	---------------------	---	-------------	-----	---	--	----	-------------	-------------	---------------	----	----	--	-----

Czech

A per-unit Instructional Enhancement Fee is assessed on most L&S undergraduate nontutorial classes. See the Miscellaneous Fees chart at <http://www.registrar.ucla.edu/fees/> for fee amounts.

102C	ADVANCED CZECH	N	336-318-200	LEC	1		MW	11:00-11:50A	HUMANTS 311	KRESIN, S.C.	12	04		4.0
							F	10:00-11:50A	HUMANTS 311					

Hungarian

A per-unit Instructional Enhancement Fee is assessed on most L&S undergraduate nontutorial classes. See the Miscellaneous Fees chart at <http://www.registrar.ucla.edu/fees/> for fee amounts.

187C	ADV TUTORIAL INSTR	Y	366-824-200	TUT	1		TBA			BORBELY, M.	10	30		2.0
187D	ADV TUTORIAL INSTR	Y	366-825-200	TUT	1		TBA			BORBELY, M.	10	30		2.0
187E	ADV TUTORIAL INSTR	Y	366-826-200	TUT	1		TBA			BORBELY, M.	10	30		2.0
187F	ADV TUTORIAL INSTR	Y	366-827-200	TUT	1		TBA			BORBELY, M.	10	30		2.0

Polish

A per-unit Instructional Enhancement Fee is assessed on most L&S undergraduate nontutorial classes. See the Miscellaneous Fees chart at <http://www.registrar.ucla.edu/fees/> for fee amounts.

102C	ADVANCED POLISH	Y	339-314-200	LEC	1		MWF	9:00- 9:50A	HUMANTS 311	KOROPECKYJ, R.	10	02		4.0
187E	ADV TUTORIAL INSTR	Y	339-826-200	TUT	1		R	3:00- 4:50P	HUMANTS A46	CHODOROWSKA-PILCH,	5	30		2.0
187F	ADV TUTORIAL INSTR	Y	339-827-200	TUT	1		R	5:00- 6:50P	HUMANTS 311	CHODOROWSKA-PILCH,	5	30		2.0

Romanian

A per-unit Instructional Enhancement Fee is assessed on most L&S undergraduate nontutorial classes. See the Miscellaneous Fees chart at <http://www.registrar.ucla.edu/fees/> for fee amounts.

152	SURVEY-ROMANIAN LIT	N	340-600-200	LEC	1		TR	12:30- 1:45P	ROLFE 3126	GALATEANU, G.	25	14		4.0
187E	ADV TUTORIAL INSTR	Y	340-826-200	TUT	1		T	4:00- 5:30P	HUMANTS 343	GALATEANU, G.	10	30		2.0
187F	ADV TUTORIAL INSTR	Y	340-827-200	TUT	1		R	4:00- 5:30P	HUMANTS 343	GALATEANU, G.	10	30		2.0

Russian

A per-unit Instructional Enhancement Fee is assessed on most L&S undergraduate nontutorial classes. See the Miscellaneous Fees chart at <http://www.registrar.ucla.edu/fees/> for fee amounts. The Language Laboratory, 270 Powell Library Building, is open Monday thru Thursday, 9 a.m. to 9 p.m.; Friday, 9 a.m. to 5 p.m.; Saturday, noon to 5 p.m.; Sunday, 1 to 5 p.m. The Russian Room, 343 Humanities Building, is available for additional help.

3	ELEMENTARY RUSSIAN	Y	341-025-200	LEC	1		MWF	10:00-11:30A	HUMANTS A32	LEKHT, N.	25	09		5.0
			341-025-201	LEC	2		WF	12:00- 1:50P	HAINES A2	DENIS, R.	25	09		5.0
							M	12:00- 1:50P	PUB AFF 1256					
6	INTERMEDIATE RUSSIA	Y	341-046-201	LEC	1		MWF	12:00- 1:30P	HUMANTS A32	SERGIEFF, A.P.	25	09		5.0
25	RUSSIAN NOVEL-TRNSL	N	341-125-200	LEC	1		TR	11:00-12:15P	HAINES A44	HEIM, M.H.	40	13		5.0
100C	LITERACY IN RUSSIAN	Y	341-304-200	LEC	1		TR	12:30- 1:50P	HUMANTS A32	KARKAFI, L.A.	25	09		4.0
101C	THIRD-YEAR RUSSIAN	Y	341-315-200	REC	1		MF	12:00- 1:50P	HAINES A78	KRESIN, S.C.	10	09		5.0
							W	12:00-12:50P	ROLFE 3127					
102C	TOPICS-ADV RUSSIAN	Y	341-330-200	LEC	1		MWF	12:30- 1:50P	HUMANTS 311	KUDYMA, G.	8	09		4.0
103C	SPECIAL TOPICS	N	341-335-200	LEC	1		MW	10:00-10:50A	HUMANTS A30	KUDYMA, G.	15	03		4.0
107B	RUSSN-SOC&CLTRL STD	N	341-345-200	LEC	1		TR	11:00-12:30P	HUMANTS 311	KAGAN, O.	10	13		4.0
122	SIBERIA	N	341-432-200	LEC	1		TR	10:00-11:50A	HUMANTS A32	KLENIN, E.R.	24	13	G	5.0
128	RUSSN SCIENCE FICTN	N	341-470-200	LEC	1		MW	12:45- 2:00P	DODD 248	IVANOV, V.	15	06		4.0
211B	18TH CENT RUSS LIT	N	741-049-200	LEC	1		T	2:00- 4:50P	HUMANTS 311	HEIM, M.H.	10	30	G	4.0
212B	THE AGE OF REALISM	N	741-052-200	LEC	1		R	2:00- 4:50P	HUMANTS 311	OSPOVAT, A.	10	30		4.0
214	CONTEMP RUSSIAN LIT	N	741-091-200	LEC	1		W	12:00- 2:50P	HUMANTS 343	MACFADYEN, D.W.	10	30	G	4.0
293	SEM-20 CEN RUSS LIT	Y	741-565-200	SEM	1		M	1:00- 3:50P	HUMANTS		10	30		4.0
			RESTRICT: GRADUATE STUDENTS											

Serbian/Croatian

A per-unit Instructional Enhancement Fee is assessed on most L&S undergraduate nontutorial classes. See the Miscellaneous Fees chart at <http://www.registrar.ucla.edu/fees/> for fee amounts.

102C	ADV SERBN/CROATIAN	Y	333-314-200	LEC	1		MW	4:00- 5:30P	HUMANTS A32		10	09		4.0
187E	ADV TUTORIAL INSTR	N	333-826-200	TUT	1		M	5:30- 6:55P	HUMANTS 311	LEJKO-LACAN, V.	5	30		2.0
187F	ADV TUTORIAL INSTR	N	333-827-200	TUT	1		W	5:30- 6:55P	HUMANTS 311	LEJKO-LACAN, V.	5	30		2.0

Slavic

A per-unit Instructional Enhancement Fee is assessed on most L&S undergraduate nontutorial classes. See the Miscellaneous Fees chart at <http://www.registrar.ucla.edu/fees/> for fee amounts.

90	INTRO-SLAVIC CVLZTN	N	-----	LEC	1		WF	1:00- 2:50P	PAB 1749		40	06		5.0
			334-270-201	DIS	1A		TBA			DRALYUK, B.	20			0.0
			334-270-202	DIS	1B		R	2:00- 2:50P	HUMANTS A46	DRALYUK, B.	20			0.0
375	TCHNG APRNTC PRCTCM	N	734-620-200	SEM	1		W	4:00- 5:30P	HUMANTS 343	KAGAN, O.	10	30	SU	1.0- 4.0
			RESTRICT: GRADUATE STUDENTS											

SOCIAL WELFARE

100A	INTR-SOCIAL WELFARE	N	319-300-201	LEC	1		M	3:00- 5:50P	MOORE 100		200	08		4.0
151	AMER CHILD WLF PLCY	N	319-606-201	LEC	1		W	9:00-11:50A	PUB AFF 2355	LINDSEY, D.	20	02		4.0
195	INTERNSHIP	N	319-870-200	TUT	1		UNSCHE		OFF CAM	FRANKE, T.M.	10	30	G	2.0
			RESTRICT: PETITION OR CONTRACT REQUIRED											
202A	DYNAMIC-HUMAN BEHAVR	N	719-012-200	DIS	1		R	2:00- 3:50P	PUB AFF 1246	MORRISON, T.P.	100	30		2.0
			RESTRICT: GRADUATE STUDENTS											
203C	INTEGRATIVE SEM	N	719-020-200	SEM	1		R	5:00- 6:50P	HUMANTS A26	LUBY, J.A.	30	30		2.0
			RESTRICT: GRADUATE STUDENTS											
	Social Welfare 203C, seminar 1:													
M203E	HISPAN MNLT HLT ISS	N	719-022-200	SEM	1		R	1:00- 2:50P	SEMEL C8550	MORALES, A.	5	30	G	2.0
			SAME AS : PSYCTRY M231											
			RESTRICT: INSTRUCTOR CONSENT											
M206A	HOMELESSNESS	N	719-036-200	LEC	1		M	2:00- 4:50P	PUB AFF 2238	TAKAHASHI, L.M.	5	08	G	4.0
			SAME AS : URBN PL M270											
221B	SOC WEL POL&SERV II	N	719-127-201	LEC	1		R	2:00- 3:50P	PUB AFF 1323	HASENFELD, Y.	30	16		4.0

CATALOG NUMBER	COURSE TITLE	ENF REQ IM	ID NUMBER	CLS TYP	SEC	FEE	DAYS	TIME	BUILDING/ ROOM	INSTRUCTOR	ENRL CAP	XC	CR TP	UNITS
225B	POLICY-IMPLMNT&EVAL	N	719-151-200	SEM	1		R	2:00- 4:50P	PUB AFF 6223	IGLEHART, A.P.	12	30	G	4.0
			RESTRICT: GRADUATE STUDENTS											
230C	THRY-SOC WEL PRAC 3	N	719-182-201	LEC	1		T	8:00- 9:50A	PUB AFF 2355	BRINDERSON, L.A.	24	30		2.0
			RESTRICT: GRADUATE STUDENTS											
			719-182-202	LEC	2		T	8:00- 9:50A	PUB AFF 2343	TALLEY, M.D.	25	30		2.0
			RESTRICT: GRADUATE STUDENTS											
			719-182-203	LEC	3		T	10:00-11:50A	PUB AFF 2355	BRINDERSON, L.A.	25	30		2.0
			RESTRICT: GRADUATE STUDENTS											
			719-182-204	LEC	4		T	10:00-11:50A	PUB AFF 2343		25	30		2.0
			RESTRICT: GRADUATE STUDENTS											
231C	ADV-SOC WELF PRAC 6	N	719-188-201	LEC	1		R	9:00-11:50A	GEOLOGY 6704	NAGAMOTO, A.	20	30		4.0
	Social Welfare 231C, lecture 1: Cognitive Behavior													
			719-188-202	LEC	2		R	9:00-11:50A	PUB AFF 4357B	CRUMPTON, J.M.	20	30		4.0
			RESTRICT: GRADUATE STUDENTS											
	Social Welfare 231C, lecture 2: Child Welfare													
			719-188-203	LEC	3		T	9:00-11:50A	PUB AFF 4371B	OLIVERI, M.K.	30	30		4.0
			RESTRICT: GRADUATE STUDENTS											
	Social Welfare 231C, lecture 3: Children and Adolescence													
			719-188-204	LEC	4		T	9:00-11:50A	PUB AFF 6223	ABRAMS, L.S.	30	30		4.0
			RESTRICT: GRADUATE STUDENTS											
	Social Welfare 231C, lecture 4: Diverse Populations													
			719-188-205	LEC	5		R	9:00-11:50A	PUB AFF 6223	LEE, K.L.	30	30		4.0
			RESTRICT: GRADUATE STUDENTS											
240B	ORGS&COMNTYS&PLCY 2	N	719-241-201	LEC	1		R	9:00-11:50A	BUNCHE 2181	JOHNSON, M.	23	30	G	3.0
			RESTRICT: SOCIAL WELFARE MAJORS											
			719-241-202	LEC	2		R	9:00-11:50A	PUB AFF 2343	HUR, W.K.	23	30	G	3.0
			RESTRICT: SOCIAL WELFARE MAJORS											
			719-241-203	LEC	3		R	9:00-11:50A	PUB AFF 2355	HALLADAY, J.A.	23	30	G	3.0
			RESTRICT: SOCIAL WELFARE MAJORS											
			719-241-204	LEC	4		R	9:00-11:50A	PUB AFF 4320B	MURRAY, S.B.	23	30	G	3.0
			RESTRICT: SOCIAL WELFARE MAJORS											
241C	ADV SOCL WLFR PRCTC	N	719-248-201	LEC	1		R	9:00-11:50A	PUB AFF 4371B	IGLEHART, A.P.	30	30		4.0
	Social Welfare 241C, lecture 1: Policy													
			719-248-202	LEC	2		TBA			CRUMPTON, J.M.	15	30		4.0
			RESTRICT: SOCIAL WELFARE MAJORS											
	Social Welfare 241C, lecture 2:													
			719-248-203	LEC	3		TBA			JOHNSON, M.	25	30		4.0
			RESTRICT: SOCIAL WELFARE MAJORS											
258	CRITCL PROB-SOC WEL	N	719-348-200	DIS	1		W	2:00- 3:50P	PUB AFF 6362	ABRAMS, L.S.	10	30	SU	2.0
280	SOC WELFARE RSRCH	N	719-480-200	LEC	1		T	2:00- 5:50P	PUB AFF 1246	MOON, A.	100	30		3.0
			RESTRICT: SOCIAL WELFARE MAJORS											
285E	RSRCH-GERONTOLOGY	N	719-505-200	LEC	1		R	2:00- 4:50P	PUB AFF 1256	LEVY-STORMS, L.F.	30	30	G	4.0
			RESTRICT: GRADUATE STUDENTS											
285G	RSRCH-MENTAL HEALTH	N	719-507-200	LEC	1		R	2:00- 4:50P	PUB AFF 1270	KIRK, S.A.	30	16	G	4.0
			RESTRICT: SOCIAL WELFARE MAJORS											
M290D	WOMEN&HEALTH&AGING	N	719-543-200	LEC	1		W	1:00- 3:50P	PUB HLT 31262	ABEL, E.	5	06	G	4.0
			SAME AS : HLT SER CM241											
			RESTRICT: JUNIORS AND ABOVE											
M290N	PUB POL-CHLRN&YOUTH	N	719-553-201	LEC	1		R	2:00- 4:50P	PUB AFF 3343C	LINDSEY, D.	15	30		4.0
			SAME AS : PUB PLC M216											
			RESTRICT: SOCIAL WELFARE MAJORS											
M290P	AGNG PLCY&ELDER&FAM	N	719-555-200	LEC	1		R	2:00- 4:50P	PUB AFF 4357B	MOON, A.	20	30	G	4.0
			SAME AS : PUB PLC M261											
			RESTRICT: SOCIAL WELFARE MAJORS											
M290S	NONPROFT-ST&CIV SOC	N	719-558-200	LEC	1		T	2:00- 4:50P	PUB AFF 4371B	RAMAN, S.	5	15		4.0
			SAME AS : PUB PLC M227, URBN PL M287											
M290U	COMM DEV&HOUSNG POL	N	719-560-200	LEC	1		W	2:00- 4:50P	PUB AFF 3343C	LEAVITT, J.	10	30	G	4.0
			SAME AS : PUB PLC M243, URBN PL M275											
290W	INTL SOCIAL WELFARE	N	719-562-201	LEC	1		T	2:00- 4:50P	PUB AFF 6223	HASENFELD, Y.	30	15		4.0
			RESTRICT: SOCIAL WELFARE MAJORS											
375	TCHNG APRNTC PRCTCM	N	719-620-201	SEM	1		UNSCHE			DE ANDA, D.S.	1	30	SU	1.0- 4.0
490	PRFNSL COMM-SOC WEL	N	719-780-200	LEC	1		M	5:30- 8:30P	PUB AFF 1256	KIRK, S.A.	20	30	SU	2.0
			RESTRICT: GRADUATE STUDENTS											

SOCIETY AND GENETICS

A per-unit Instructional Enhancement Fee is assessed on most L&S undergraduate nontutorial classes. See the Miscellaneous Fees chart at <http://www.registrar.ucla.edu/fees/> for fee amounts.

M102W	DNA-PROMISE & PERIL	Y	Y	-----	LEC	1	TR	9:00-10:20A	HAINES A18	MCCABE, E.R.	120	12	G	5.0
			SAME AS : HUM GEN M102W											
		Y	381-312-201	DIS	1A		T	2:00- 2:50P	ROLFE 1301		20			0.0
		Y	381-312-202	DIS	1B		T	3:00- 3:50P	ROLFE 1301		20			0.0
		Y	381-312-203	DIS	1C		T	4:00- 4:50P	ROLFE 1301		20			0.0
		Y	381-312-204	DIS	1D		R	10:30-11:20A	ROLFE 1301		20			0.0
		Y	381-312-205	DIS	1E		R	11:30-12:20P	GONDA 6303		20			0.0
		Y	381-312-206	DIS	1F		R	12:30- 1:20P	GONDA 4303		20			0.0
188	RACE&SCI&CITIZENSHP	N	381-828-201	SEM	1		T	10:00-12:50P	ROLFE 1301	BENJAMIN, R.	10	30	G	4.0
	Society and Genetics 188, seminar 1: Race, Science, and Citizenship													
		N	381-828-202	SEM	2		W	9:00-11:50A	ROLFE 1322	PAUL, D.B.	8	30	G	4.0
	Society and Genetics 188, seminar 2: Politics of Heredity													

SOCIOLOGY

A per-unit Instructional Enhancement Fee is assessed on most L&S undergraduate nontutorial classes. See the Miscellaneous Fees chart at <http://www.registrar.ucla.edu/fees/> for fee amounts. Enrollment in sociology courses is not allowed until the first enrollment pass. Enrollment in Sociology 102 thru 191 is limited to Presociology and Sociology majors during the first pass. During the second pass, enrollment is open to all students.

1	INTRODUCTORY SOCIOL	N	-----	LEC	1		TR	11:00-12:15P	HAINES 39	HUNT, D.M.	300	13		5.0
			347-002-201	DIS	1A		T	1:00- 1:50P	BUNCHE 3178		20			0.0
			347-002-202	DIS	1B		T	2:00- 2:50P	ROYCE 160		20			0.0
			347-002-203	DIS	1C		T	4:00- 4:50P	HAINES A76		20			0.0
			347-002-204	DIS	1D		T	5:00- 5:50P	HAINES 110		20			0.0
			347-002-205	DIS	1E		W	8:00- 8:50A	HAINES A82		20			0.0
			347-002-206	DIS	1F		W	9:00- 9:50A	HAINES A82		20			0.0
			347-002-207	DIS	1G		W	2:00- 2:50P	BUNCHE 3143		20			0.0

CATALOG NUMBER	COURSE TITLE	ENF REQ IM	ID NUMBER	CLS TYP	SEC	FEE	DAYS	TIME	BUILDING/ ROOM	INSTRUCTOR	ENRL CAP	XC	CR TP	UNITS	
			347-002-208	DIS	1H		W	3:00-3:50P	ROYCE 148		20			0.0	
			347-002-209	DIS	1I		R	8:00-8:50A	HAINES A76		20			0.0	
			347-002-210	DIS	1J		R	9:00-9:50A	HAINES A76		20			0.0	
			347-002-211	DIS	1K		R	1:00-1:50P	HAINES A74		20			0.0	
			347-002-212	DIS	1L		R	3:00-3:50P	HAINES A6		20			0.0	
			347-002-213	DIS	1M		F	11:00-11:50A	FRANZ 2288		20			0.0	
			347-002-214	DIS	1N		F	12:00-12:50P	HAINES 110		20			0.0	
			347-002-215	DIS	1O		F	2:00-2:50P	HAINES A82		20			0.0	
19	FIAT LUX FRSHMN SEM	N	347-057-201	SEM	1		W	9:00-10:50A	HAINES A6	HALLE, D.J.	20	30	PN	1.0	
			RESTRICT: FIRST-YEAR FRESHMAN												
	Sociology 19, seminar 1: Sociology of Cinema: Hill Movies, 1920 to 2009														
20	INTRO SOC RSCH MTHD	N	-----	LEC	1		TR	9:30-10:45A	KNSY PV 1220B	STOCKDALE, S.E.	150	12	G	5.0	
			347-060-201	DIS	1A		T	11:00-11:50A	PUB AFF 2317		25			0.0	
			347-060-202	DIS	1B		T	3:00-3:50P	ROYCE 162		25			0.0	
			347-060-203	DIS	1C		T	4:00-4:50P	ROYCE 154		25			0.0	
			347-060-204	DIS	1D		R	8:00-8:50A	HAINES A24		25			0.0	
			347-060-205	DIS	1E		R	1:00-1:50P	BUNCHE 3143		25			0.0	
			347-060-206	DIS	1F		R	3:00-3:50P	ROYCE 162		25			0.0	
			-----	LEC	2		MW	9:00-10:50A	HAINES 118	LARKINS, S.A.	150	02	G	5.0	
			347-060-221	DIS	2A		M	11:00-11:50A	PUB AFF 1329		25			0.0	
			347-060-222	DIS	2B		M	12:00-12:50P	ROYCE 154		25			0.0	
			347-060-223	DIS	2C		M	2:00-2:50P	DODD 162		25			0.0	
			347-060-224	DIS	2D		W	12:00-12:50P	ROYCE 154		25			0.0	
			347-060-225	DIS	2E		W	1:00-1:50P	HAINES A44		25			0.0	
			347-060-226	DIS	2F		W	4:00-4:50P	ROYCE 162		25			0.0	
101	DEVELPMT SOC THEORY	N	-----	LEC	1		MW	10:00-11:50A	DODD 121	JEPSON, M.C.	150	03		5.0	
			RESTRICT: SOCIOLOGY OR SOPH OR JR OR SENIOR												
			347-303-201	DIS	1A		M	12:00-12:50P	HUMANTS A26		25			0.0	
			347-303-202	DIS	1B		M	3:00-3:50P	DODD 162		25			0.0	
			347-303-203	DIS	1C		M	4:00-4:50P	ROYCE 154		25			0.0	
			347-303-204	DIS	1D		W	9:00-9:50A	ROYCE 154		25			0.0	
			347-303-205	DIS	1E		W	1:00-1:50P	ROYCE 154		25			0.0	
			347-303-206	DIS	1F		W	3:00-3:50P	MS 6201		25			0.0	
102	CONTEMP SOC THEORY	Y	-----	LEC	1		MW	1:00-2:50P	DODD 121	PRAGER, J.	150	06		5.0	
			RESTRICT: SOCIOLOGY OR PRE-SOCIOLOGY												
			347-313-201	DIS	1A		M	12:00-12:50P	HAINES A82		25			0.0	
			347-313-202	DIS	1B		M	3:00-3:50P	ROYCE 148		25			0.0	
			347-313-203	DIS	1C		M	4:00-4:50P	DODD 162		25			0.0	
			347-313-204	DIS	1D		W	8:00-8:50A	DODD 154		25			0.0	
			347-313-205	DIS	1E		W	9:00-9:50A	DODD 154		25			0.0	
			347-313-206	DIS	1F		W	4:00-4:50P	ROYCE 154		25			0.0	
106A	FIELD RSRCH MTHD I	N	347-327-200	LEC	1		MW	11:00-12:50P	HAINES 122	EMERSON, R.M.	25	30	G	6.0	
			RESTRICT: INSTRUCTOR CONSENT												
132	SOC PSYCH-APPROACH	N	-----	LEC	1		MW	1:00-2:50P	BUNCHE 2209A	ANDERSON, T.L.	150	06		4.0	
			RESTRICT: SOCIOLOGY OR PRE-SOCIOLOGY												
			347-475-201	DIS	1A		M	12:00-12:50P	PUB AFF 1329		25			0.0	
			347-475-202	DIS	1B		M	3:00-3:50P	DODD 178		25			0.0	
			347-475-203	DIS	1C		M	4:00-4:50P	DODD 178		25			0.0	
			347-475-204	DIS	1D		W	9:00-9:50A	DODD 162		25			0.0	
			347-475-205	DIS	1E		W	12:00-12:50P	PUB AFF 1256		25			0.0	
			347-475-206	DIS	1F		W	4:00-4:50P	PUB AFF 1284		25			0.0	
133	COLLECTIVE BEHAVIOR	Y	-----	LEC	1		MW	8:00-9:50A	BUNCHE 1209B	JEPSON, M.C.	150	01		4.0	
			RESTRICT: SOCIOLOGY OR PRE-SOCIOLOGY												
			347-481-201	DIS	1A		M	10:00-10:50A	PUB AFF 1284		25			0.0	
			347-481-202	DIS	1B		M	11:00-11:50A	ROLFE 3126		25			0.0	
			347-481-203	DIS	1C		M	2:00-2:50P	DODD 154		25			0.0	
			347-481-204	DIS	1D		W	4:00-4:50P	PUB AFF 1270		25			0.0	
			347-481-205	DIS	1E		W	12:00-12:50P	BUNCHE 3164		25			0.0	
			347-481-206	DIS	1F		W	1:00-1:50P	BUNCHE 3178		25			0.0	
156	RACEÐN-AM LIFE	N	-----	LEC	1		TR	9:30-10:45A	DODD 121	KIM, S.S.	150	12		4.0	
			RESTRICT: SOCIOLOGY OR PRE-SOCIOLOGY												
			347-633-201	DIS	1A		T	11:00-11:50A	BUNCHE 2181		25			0.0	
			347-633-202	DIS	1B		T	12:00-12:50P	DODD 154		25			0.0	
			347-633-203	DIS	1C		T	3:00-3:50P	MS 5118		25			0.0	
			347-633-204	DIS	1D		R	8:00-8:50A	DODD 154		25			0.0	
			347-633-205	DIS	1E		R	1:00-1:50P	BUNCHE 2156		25			0.0	
			347-633-206	DIS	1F		R	2:00-2:50P	BOELTER 5422		25			0.0	
158	URBAN SOCIOLOGY	N	-----	LEC	1		TR	8:00-9:15A	DODD 121	HALLE, D.J.	150	11		4.0	
			RESTRICT: SOCIOLOGY OR PRE-SOCIOLOGY												
			347-649-201	DIS	1A		T	10:00-10:50A	POWELL 320		25			0.0	
			347-649-202	DIS	1B		T	4:00-4:50P	POWELL 320		25			0.0	
			347-649-203	DIS	1C		R	12:00-12:50P	POWELL 320		25			0.0	
			347-649-204	DIS	1D		T	3:00-3:50P	POWELL 320		25			0.0	
			347-649-205	DIS	1E		R	10:00-10:50A	POWELL 320		25			0.0	
			347-649-206	DIS	1F		R	2:00-2:50P	POWELL 320		25			0.0	
M165	RACE AND LABOR	N	-----	LEC	1		TR	9:30-10:45A	BROAD 2100A	BONACICH, E.	45	12		4.0	
			SAME AS : AFRO-AM M165, LBR&WS M165												
			RESTRICT: SOCIOLOGY OR PRE-SOCIOLOGY												
			347-691-201	DIS	1A		T	12:00-12:50P	BUNCHE 2178		15			0.0	
			347-691-202	DIS	1B		T	1:00-1:50P	BUNCHE 2160		15			0.0	
			347-691-203	DIS	1C		R	8:00-8:50A	BUNCHE 2160		15			0.0	
M174	SOC OF THE FAMILY	N	-----	LEC	1		MW	4:00-5:50P	KNSY PV 1220B	ANDERSON, T.L.	120	09		4.0	
			SAME AS : WOM STD M174												
			RESTRICT: SOCIOLOGY OR PRE-SOCIOLOGY												
			347-706-201	DIS	1A		M	9:00-9:50A	HAINES A82		20			0.0	
			347-706-202	DIS	1B		M	1:00-1:50P	DODD 162		20			0.0	
			347-706-203	DIS	1C		M	3:00-3:50P	DODD 154		20			0.0	
			347-706-204	DIS	1D		W	10:00-10:50A	LAKRETZ 100		20			0.0	
			347-706-205	DIS	1E		W	12:00-12:50P	HAINES A82		20			0.0	
			347-706-206	DIS	1F		W	1:00-1:50P	BUNCHE 3150		20			0.0	

CATALOG NUMBER	COURSE TITLE	ENF REQ IM	ID NUMBER	CLS TYP	SEC	FEE	DAYS	TIME	BUILDING/ ROOM	INSTRUCTOR	ENRL CAP	XC	CR TP	UNITS
M175	SOCIOL OF EDUCATION	N	347-708-200	LEC	1		M	1:00- 4:50P	BUNCHE 2181	BYARUHANGA, F.K.	5	05	G	5.0
			SAME AS : EDUC M108 RESTRICT: SOCIOLOGY OR PRE-SOCIOLOGY											
180A	SPCL TPCS-SOCIOLOGY	N	347-726-200	LEC	1		T	9:00-11:50A	HAINES A82	SOOMEKH, S.T.	25	30		4.0
			RESTRICT: INSTRUCTOR CONSENT											
180B	RACE&SCI&CITIZENSH	N	347-727-200	LEC	1		T	10:00-12:50P	ROLFE 1301	BENJAMIN, R.	10	30		4.0
			Sociology 180B, lecture 1: Race, Science, and Citizenship											
180C	TALK&MASS COMMUNICTN	N	347-728-200	LEC	1		T	12:00- 2:50P	ROLFE 3135	CLAYMAN, S.E.	15	30		4.0
			RESTRICT: SOCIOLOGY OR PRE-SOCIOLOGY Sociology 180C, lecture 1: Talk and Mass Communication											
180D	SPCL TPCS-SOCIOLOGY	N	347-729-200	LEC	1		M	4:00- 6:50P	DODD 154	ZUCKER, L.G.	25	30		4.0
			RESTRICT: INSTRUCTOR CONSENT Sociology 180D, lecture 1:											
180E	SPCL TPCS-SOCIOLOGY	N	347-730-200	LEC	1		R	2:00- 4:50P	HAINES A20	MOORE, M.R.	20	30		4.0
			RESTRICT: SOCIOLOGY OR PRE-SOCIOLOGY											
181	STATE&SOCIETY-CHINA	N	-----	LEC	1		TR	11:00-12:15P	DODD 121	LEE, C.K.	150	13		4.0
			RESTRICT: SOCIOLOGY OR PRE-SOCIOLOGY											
			347-722-201	DIS	1A		T	1:00- 1:50P	HAINES A74		25			0.0
			347-722-202	DIS	1B		T	2:00- 2:50P	HAINES A82		25			0.0
			347-722-203	DIS	1C		T	4:00- 4:50P	ROYCE 162		25			0.0
			347-722-204	DIS	1D		R	8:00- 8:50A	ROYCE 154		25			0.0
			347-722-205	DIS	1E		R	9:00- 9:50A	ROYCE 154		25			0.0
			347-722-206	DIS	1F		R	3:00- 3:50P	ROYCE 154		25			0.0
185	AMERICAN SOCIETY	N	-----	LEC	1		TR	11:00-12:15P	MOORE 100	HALLE, D.J.	150	13		4.0
			RESTRICT: SOCIOLOGY OR PRE-SOCIOLOGY											
			347-763-201	DIS	1A		T	2:00- 2:50P	PUB AFF 2035B		25			0.0
			347-763-202	DIS	1B		T	3:00- 3:50P	PUB AFF 2035B		25			0.0
			347-763-203	DIS	1C		T	1:00- 1:50P	PUB AFF 2035B		25			0.0
			347-763-204	DIS	1D		R	10:00-10:50A	PUB AFF 2035H		25			0.0
			347-763-205	DIS	1E		R	1:00- 1:50P	PUB AFF 2035B		25			0.0
			347-763-206	DIS	1F		R	3:00- 3:50P	PUB AFF 2035B		25			0.0
186	LAT AMER SOCIETIES	N	-----	LEC	1		TR	12:30- 1:45P	ROLFE 1200	THE STAFF	150	14		4.0
			RESTRICT: SOCIOLOGY OR PRE-SOCIOLOGY											
			347-776-201	DIS	1A		T	2:00- 2:50P	ROYCE 154		25			0.0
			347-776-202	DIS	1B		R	10:00-10:50A	PUB AFF 2317		25			0.0
			347-776-203	DIS	1C		R	11:00-11:50A	PUB AFF 2317		25			0.0
			347-776-204	DIS	1D		T	9:00- 9:50A	BUNCHE 2181		25			0.0
			347-776-205	DIS	1E		T	10:00-10:50A	BUNCHE 2181		25			0.0
			347-776-206	DIS	1F		R	3:00- 3:50P	BUNCHE 3153		25			0.0
191D	DEVELOPMENT	N	347-874-200	SEM	1		W	1:00- 3:50P	ROLFE 3120	AYALA, C.J.	15	06	G	5.0
			RESTRICT: INSTRUCTOR CONSENT											
M191DC	CAPPP WASHINGTN SEM	N	347-876-200	SEM	1		R	10:00-12:50P	OFF CAM	DESVEAUX, J.A.	5	30	G	8.0
			SAME AS : HIST M191DC, POL SCI M191DC RESTRICT: INSTRUCTOR CONSENT											
191H	HONORS SEMINARS	N	347-870-200	SEM	1		MW	9:00-10:50A	PUB AFF 2292	BEREND, Z.	15	30	G	4.0
			RESTRICT: INSTRUCTOR CONSENT											
194	RESEARCH GROUP SEM	N	347-830-200	SEM	1		T	5:00- 7:50P	PUB AFF 6350B	ZUCKER, L.G.	10	30	PN	2.0
			RESTRICT: INSTRUCTOR CONSENT											
198C	HONORS RESEARCH	Y	347-884-200	TUT	1		VAR			BEREND, Z.	20	30	G	4.0
			RESTRICT: PETITION OR CONTRACT REQUIRED											
201C	PROSEM IN SOCIOLOGY	N	747-009-200	SEM	1		W	12:00-12:50P	HAINES 279	TIMMERMANS, S.	25	30	SU	2.0
			RESTRICT: SOCIOLOGY GRADUATE STUDENTS											
208B	SOCIAL NTRWK METHDS	Y	-----	LEC	1		M	12:00- 2:50P	HAINES A37	GRANNIS, R.D.	20	30		4.0
			RESTRICT: SOCIOLOGY GRADUATE STUDENTS											
M213A	INTRO-DEMOG METHODS	N	747-080-200	LEC	1		TR	3:00- 4:50P	HAINES A82	HEUVELINE, P.C.	20	30	G	4.0
			SAME AS : BIostat M208, COM HLT M208, ECON M208 RESTRICT: SOCIOLOGY GRADUATE STUDENTS											
217C	ETHNOGRAPHIC FLDWRK	N	747-106-200	SEM	1		T	9:00-11:50A	HAINES A78	TIMMERMANS, S.	15	30	T2	4.0
			RESTRICT: SOCIOLOGY GRADUATE STUDENTS											
223	PHENM&INTERAC PRSPC	N	747-138-200	LEC	1		F	2:00- 4:50P	HAINES 215	KATZ, J.	15	30		4.0
			RESTRICT: SOCIOLOGY GRADUATE STUDENTS											
227	SOC OF KNOWLEDGE	N	747-162-200	LEC	1		W	5:00- 7:50P	HAINES 110	ZUCKER, L.G.	20	30		4.0
			RESTRICT: SOCIOLOGY GRADUATE STUDENTS											
234	SOCIOL DEVELOPMENT	N	747-204-200	SEM	1		R	12:00- 2:50P	HAINES A78	AYALA, C.J.	15	30		4.0
			RESTRICT: SOCIOLOGY GRADUATE STUDENTS											
237	COMPRTV SOCIAL ANLY	N	747-223-200	SEM	1		R	5:00- 6:30P	HAINES 279	MANN, M.	15	30	SU	2.0
			RESTRICT: SOCIOLOGY GRADUATE STUDENTS											
M249B	HLTH&ILLNESS BEHAVR	N	747-292-200	SEM	1		TBA		PUB HLT		0	30		4.0
			SAME AS : COM HLT M275 RESTRICT: SOCIOLOGY GRADUATE STUDENTS											
M252	SOCIOLOGY OF GENDER	N	747-313-200	LEC	1		R	9:00-11:50A	HAINES 122	MOORE, M.R.	20	30	G	4.0
			SAME AS : WOM STD M252 RESTRICT: SOCIOLOGY GRADUATE STUDENTS											
261	ETHNIC MINORITIES	N	747-366-200	LEC	1		T	1:00- 3:50P	HAINES 215	ORTIZ, V.	15	30		4.0
			RESTRICT: SOCIOLOGY GRADUATE STUDENTS											
285B	SPCL TPCS-SOCIOLOGY	N	747-509-200	SEM	1		F	2:00- 4:50P	HAINES A78	KATZ, J.	15	30		4.0
			RESTRICT: SOCIOLOGY GRADUATE STUDENTS											
285C	SPCL TPCS-SOCIOLOGY	N	747-510-200	SEM	1		F	10:00-12:50P	HAINES 215	HERITAGE, J.	15	30		4.0
			RESTRICT: SOCIOLOGY GRADUATE STUDENTS											
287	CHINESE SOCIETY	N	747-521-200	SEM	1		T	2:00- 4:50P	HAINES A6	LEE, C.K.	15	30		4.0
			RESTRICT: SOCIOLOGY GRADUATE STUDENTS											
288C	MNTL HLTH SRVC-AIDS	N	747-527-200	LEC	1		F	1:00- 3:50P	ROLFE 3123	GRUSKY, O.	10	30	SU	4.0
			RESTRICT: GRADUATE STUDENTS											
289B	DEVLP WORK PROGRESS	Y	747-533-200	SEM	1		T	4:00- 4:50P	HAINES A33	SCHEGLOFF, E.A.	10	30	SU	4.0
			RESTRICT: SOCIOLOGY GRADUATE STUDENTS											
298	CULTURE AND SOCIETY	N	747-589-200	SEM	1		R	3:00- 4:50P	PUB AFF 6350B	ZUCKER, L.G.	10	30	SU	4.0
			RESTRICT: GRADUATE STUDENTS											
M402	EVAL-HEALTH SERVICE	Y	747-604-200	LEC	1		TR	10:00-11:50A	PUB HLT 61269	BASTANI, R.	5	30	G	4.0
			SAME AS : HLT SER M422 RESTRICT: DEPARTMENT CONSENT											
			747-604-202	LEC	2		S	1:00- 4:50P	PUB HLT 41268	YANO, E.M.	0	30	G	4.0
			RESTRICT: GRADUATE STUDENTS											

CATALOG NUMBER	COURSE TITLE	ENF REQ IM	ID NUMBER	CLS TYP	SEC	FEE	DAYS	TIME	BUILDING/ ROOM	INSTRUCTOR	ENRL CAP	XC	CR TP	UNITS
SOUTHEAST ASIAN STUDIES														
A per-unit Instructional Enhancement Fee is assessed on most L&S undergraduate nontutorial classes. See the Miscellaneous Fees chart at http://www.registrar.ucla.edu/fees/ for fee amounts.														
88	SOPH SEM-SE ASIA	N	136-264-200	SEM 1			TBA				20	30	G	5.0
191	SENIOR TOPICS SEM	N	136-846-200	SEM 1			R	9:00-11:50A	HUMANTS A60	DUTTON, G.E.	20	30	G	4.0
Southeast Asian Studies 191, seminar 1:														
SPANISH AND PORTUGUESE														
Portuguese														
A per-unit Instructional Enhancement Fee is assessed on most L&S undergraduate nontutorial classes. See the Miscellaneous Fees chart at http://www.registrar.ucla.edu/fees/ for fee amounts. For more information, see the departmental FAQ at http://www.spanport.ucla.edu/content/view/157/108/ .														
3	INTERMEDIATE PORTGS	Y	350-011-200	DIS 1			MTWR	11:00-11:50A	PUB AFF 1270	FALCE-ROBINSON, J.	23	09		4.0
19	FIAT LUX FRSHMN SEM	N	350-057-200	SEM 1			TBA			PASSOS, J.L.	20	30	PN	1.0
RESTRICT: FIRST-YEAR FRESHMAN Portuguese 19, seminar 1: Diplomats, Muses, Impractical Lovers														
102B	INTENSVE PORTUGUESE	N	350-314-200	LEC 1			MWF	9:00-10:50A	ROLFE 3118	FALCE-ROBINSON, J.	15	09		4.0
			350-314-201	LEC 2			MWF	11:00-12:50P	ROLFE 3118	FALCE-ROBINSON, J.	15	09		4.0
130B	BRAZIL LIT&IDENTITY	Y	350-465-200	LEC 1			TR	3:00-4:50P	PUB AFF 1264	CREUS, T.E.	20	16		4.0
191	VARIABLE TOPICS	Y	350-846-200	SEM 1			MW	1:00-2:50P	ROLFE 3105	CREUS, T.E.	25	30		4.0
Portuguese 191, seminar 1:														
202	MORPHOLGY&PHONOLOGY	N	350-846-201	SEM 2			W	12:00-2:50P	ROLFE 3112	PASSOS, J.L.	0	30		4.0
			750-012-200	LEC 1			TBA			QUICOLI, A.C.	10	30		4.0
RESTRICT: GRADUATE STUDENTS														
C233	MACHADO DE ASSIS	N	750-170-200	LEC 1			M	12:00-2:50P	ROLFE 3123	PASSOS, J.L.	10	30		4.0
RESTRICT: GRADUATE STUDENTS														
290	SPECIAL TOPICS	N	750-540-200	DIS 1			M	3:00-5:50P	ROLFE 3115	JOHNSON, J.R.	10	30		4.0
RESTRICT: GRADUATE STUDENTS														
375	TCHNG APRNTC PRCTCM	N	750-620-200	SEM 1			UNSCHE			MARCHANT, E.A.	10	30	SU	1.0-4.0
RESTRICT: GRADUATE STUDENTS														
Spanish														
A per-unit Instructional Enhancement Fee is assessed on most L&S undergraduate nontutorial classes. See the Miscellaneous Fees chart at http://www.registrar.ucla.edu/fees/ for fee amounts. Students who have completed one or more years of high school Spanish must consult the Placement Guidelines for Lower Division Spanish to determine the course in which they should enroll. For more information, see the departmental FAQ at http://www.spanport.ucla.edu/content/view/157/108/ .														
1	ELEMENTARY SPANISH	N	349-002-201	DIS 1			MTWRF	8:00-8:50A	ROLFE 3105	FALCE-ROBINSON, J.	23	09		4.0
			349-002-202	DIS 2			MTWRF	9:00-9:50A	ROLFE 3105	FALCE-ROBINSON, J.	23	09		4.0
			349-002-203	DIS 3			MTWRF	10:00-10:50A	ROLFE 3105	FALCE-ROBINSON, J.	23	09		4.0
			349-002-204	DIS 4			MTWRF	11:00-11:50A	ROLFE 3105	FALCE-ROBINSON, J.	23	09		4.0
			349-002-205	DIS 5			MTWRF	12:00-12:50P	ROLFE 3105	FALCE-ROBINSON, J.	23	09		4.0
2	ELEMENTARY SPANISH	Y	349-008-201	DIS 1			MTWRF	9:00-9:50A	PUB AFF 1323	FALCE-ROBINSON, J.	23	09		4.0
			349-008-202	DIS 2			MTWRF	10:00-10:50A	PUB AFF 1323	FALCE-ROBINSON, J.	23	09		4.0
			349-008-203	DIS 3			MTWRF	11:00-11:50A	PUB AFF 1323	FALCE-ROBINSON, J.	23	09		4.0
			349-008-204	DIS 4			MTWRF	12:00-12:50P	PUB AFF 1323	FALCE-ROBINSON, J.	23	09		4.0
			349-008-205	DIS 5			MTWRF	1:00-1:50P	PUB AFF 1323	FALCE-ROBINSON, J.	23	09		4.0
3	ELEMENTARY SPANISH	Y	349-010-201	DIS 1			MTWRF	8:00-8:50A	PUB AFF 1264	FALCE-ROBINSON, J.	23	09		4.0
			349-010-202	DIS 2			MTWRF	9:00-9:50A	PUB AFF 1264	FALCE-ROBINSON, J.	23	09		4.0
			349-010-203	DIS 3			MTWRF	10:00-10:50A	PUB AFF 1264	FALCE-ROBINSON, J.	23	09		4.0
			349-010-204	DIS 4			MTWRF	10:00-10:50A	PUB AFF 1278	FALCE-ROBINSON, J.	23	09		4.0
			349-010-205	DIS 5			MTWRF	11:00-11:50A	PUB AFF 1264	FALCE-ROBINSON, J.	23	09		4.0
			349-010-206	DIS 6			MTWRF	11:00-11:50A	PUB AFF 1278	FALCE-ROBINSON, J.	23	09		4.0
			349-010-207	DIS 7			MTWRF	12:00-12:50P	PUB AFF 1264	FALCE-ROBINSON, J.	23	09		4.0
			349-010-208	DIS 8			MTWRF	12:00-12:50P	PUB AFF 1278	FALCE-ROBINSON, J.	23	09		4.0
			349-010-209	DIS 9			MTWRF	1:00-1:50P	PUB AFF 1264	FALCE-ROBINSON, J.	23	09		4.0
			349-010-210	DIS 10			MTWRF	1:00-1:50P	PUB AFF 1278	FALCE-ROBINSON, J.	23	09		4.0
4	INTERMEDIATE SPAN	Y	349-012-201	DIS 1			TWRF	9:00-9:50A	PUB AFF 1284	FALCE-ROBINSON, J.	23	09		4.0
			349-012-202	DIS 2			TWRF	10:00-10:50A	PUB AFF 1284	FALCE-ROBINSON, J.	23	09		4.0
			349-012-203	DIS 3			TWRF	11:00-11:50A	PUB AFF 1284	FALCE-ROBINSON, J.	23	09		4.0
			349-012-204	DIS 4			TWRF	12:00-12:50P	PUB AFF 1284	FALCE-ROBINSON, J.	23	09		4.0
			349-012-205	DIS 5			TWRF	1:00-1:50P	PUB AFF 1284	FALCE-ROBINSON, J.	23	09		4.0
5	INTERMEDIATE SPAN	Y	349-014-201	DIS 1			TWRF	9:00-9:50A	PUB AFF 1329	FALCE-ROBINSON, J.	23	09		4.0
			349-014-202	DIS 2			TWRF	10:00-10:50A	PUB AFF 1329	FALCE-ROBINSON, J.	23	09		4.0
			349-014-203	DIS 3			TWRF	11:00-11:50A	PUB AFF 1329	FALCE-ROBINSON, J.	23	09		4.0
			349-014-204	DIS 4			TWRF	12:00-12:50P	PUB AFF 1329	FALCE-ROBINSON, J.	23	09		4.0
			349-014-205	DIS 5			TWRF	1:00-1:50P	PUB AFF 1329	FALCE-ROBINSON, J.	23	09		4.0
6	INTERMEDIATE SPAN	Y	349-015-201	DIS 1			TWRF	9:00-9:50A	PUB AFF 1270	FALCE-ROBINSON, J.	23	09		4.0
			349-015-202	DIS 2			TWRF	10:00-10:50A	PUB AFF 1270	FALCE-ROBINSON, J.	23	09		4.0
			349-015-203	DIS 3			TWRF	12:00-12:50P	PUB AFF 1270	FALCE-ROBINSON, J.	23	09		4.0
			349-015-204	DIS 4			TWRF	1:00-1:50P	PUB AFF 1270	FALCE-ROBINSON, J.	23	09		4.0
25	ADV SPANISH COMP	Y	349-054-201	LEC 1			MWF	9:00-9:50A	ROLFE 3112	THE STAFF	15	02		4.0
			349-054-202	LEC 2			MWF	10:00-10:50A	BUNCHE 2150	THE STAFF	15	03		4.0
			349-054-203	LEC 3			MWF	11:00-11:50A	ROLFE 3115	THE STAFF	15	04		4.0
			349-054-204	LEC 4			MWF	11:00-11:50A	ROLFE 3114	THE STAFF	15	04		4.0
			349-054-205	LEC 5			MWF	12:00-12:50P	ROLFE 3114	THE STAFF	15	05		4.0
27	COMP-SPANISH SPKRS	Y	349-062-201	LEC 1			MWF	10:00-10:50A	BUNCHE 2173	FALCE-ROBINSON, J.	15	03		4.0
			349-062-202	LEC 2			TBA				15	20		4.0
105	SPANISH COMPOSITION	Y	349-329-200	LEC 1			TR	11:00-12:15P	ROYCE 166	FALCE-ROBINSON, J.	15	30		4.0
			349-329-201	LEC 2			MWF	10:00-10:50A	ROLFE 3115	FALCE-ROBINSON, J.	15	30		4.0
107	ADV COMP-SPAN SPKRS	Y	349-335-200	LEC 1			MWF	9:00-9:50A	ROLFE 3115	PAYAN MARTIN, J.J.	15	02		4.0
119A	PROSE	Y	349-388-200	LEC 1			TR	11:00-12:50P	ROYCE 160	MARTURANO, J.	40	13		4.0
120C	HSPNC LIT SNCE 1898	Y	-----	LEC 1			MW	11:00-12:50P	HAINES 118	BERGERO, A.J.	108	04		5.0
			349-397-201	DIS 1A			TBA				18			0.0
			349-397-202	DIS 1B			R	1:00-1:50P	BUNCHE 3150		18			0.0
			349-397-203	DIS 1C			F	9:00-9:50A	ROLFE 3134		18			0.0
			349-397-204	DIS 1D			F	11:00-11:50A	BOELTER 4283		18			0.0
			349-397-205	DIS 1E			R	2:00-2:50P	ROLFE 3135		18			0.0
			349-397-206	DIS 1F			TBA				18			0.0
128	ENLIGHT&RMNTCSM-SPN	N	349-435-200	LEC 1			MW	1:00-2:50P	BUNCHE 3164	TORRECILLA, J.	40	06		4.0
144A	MEXICAN LITERATURE	Y	349-508-200	LEC 1			MW	9:00-10:50A	BUNCHE 3170	SKIRIUS, A.J.	40	02		4.0
M172SL	LATINOS&LING&LITRCY	N	349-732-200	SEM 1			TBA			PLANN, S.J.	0	30		5.0
SAME AS : AP&TESL M172SL, CHICANO M170SL, HNRS M128SL														

CATALOG NUMBER	COURSE TITLE	ENF REQ IM	ID NUMBER	CLS TYP	SEC	FEE	DAYS	TIME	BUILDING/ ROOM	INSTRUCTOR	ENRL CAP	XC	CR TP	UNITS	
189HC	HONORS CONTRACTS	N	349-835-200	TUT	1		T	4:00-4:50P	ROLFE	RUIZ, T.F.	0	30	G	1.0	
			RESTRICT: PETITION OR CONTRACT REQUIRED												
191A	HISPANIC LIT&LING	N	349-847-200	SEM	1		T	3:00-5:50P	ROLFE 3105	MOLES, E.	20	30		4.0	
	Spanish 191A, seminar 1:														
			349-847-201	SEM	2		M	1:00-3:50P	BUNCHE A152	CORTINEZ, V.	20	30		4.0	
191B	HISPANIC CULTURE&CIV	N	349-848-200	SEM	1		TR	2:00-3:15P	BROAD 2160E	RUIZ, T.F.	150	15		4.0	
238	BARO&ENLGH&NEOCLAS	N	749-229-200	LEC	1		TBA			MORE, A.H.	10	30		4.0	
241A	CNTM SPN-AM SHT STR	N	749-246-200	LEC	1		T	3:00-5:50P	HUMANTS A30	MARTURANO, J.	10	30		4.0	
M251B	GALEGN-PORT&OLD SPN	N	749-308-200	LEC	1		TBA			PARODI-LEWIN, C.	10	20		4.0	
	SAME AS : PORTGSE M251B														
256A	SPANISH LINGUISTICS	N	749-339-200	LEC	1		TBA			PARODI-LEWIN, C.	10	30		4.0	
271A	19TH C SPANISH LIT	N	749-426-200	DIS	1		M	3:00-5:50P	ROLFE 3114	TORRECILLA, J.	10	30		4.0	
280A	CONTEMP SPAN-AM LIT	N	749-486-200	DIS	1		W	3:00-5:50P	ROLFE 3105	CORTINEZ, V.	10	30		4.0	
	RESTRICT: GRADUATE STUDENTS														
280B	CONTEMP SPAN-AM LIT	N	749-487-200	DIS	1		TBA			BERGERO, A.J.	10	30		4.0	
290	SPECIAL TOPICS	N	749-530-200	LEC	1		R	3:00-5:50P	ROLFE 3105	THE STAFF	10	30		4.0	
	RESTRICT: GRADUATE STUDENTS														
	Spanish 290, seminar 1:														
291B	COLONIAL STUDIES	N	749-547-200	RGP	1		W	5:30-7:30P	ROLFE 3123	PARODI-LEWIN, C.	10	30		2.0	
	RESTRICT: GRADUATE STUDENTS														
M294	LITERARY THEORY	N	749-554-200	SEM	1		W	2:00-4:50P	BUNCHE 2173		10	30		5.0	
	SAME AS : ASIAN M251, COM LIT M294, ENGL M270, FRNCH M270, GERMAN M270, ITALIAN M270, SCAND M270														
375	TCHNG APRNTC PRCTCM	N	749-620-201	SEM	1		UNSCHE			FALCE-ROBINSON, J.	100	30	SU	1.0-4.0	
	RESTRICT: GRADUATE STUDENTS														
490	TECHNLGY-FORGN LANG	N	749-770-200	DIS	1		M	3:00-5:50P	ROLFE 3123	THE STAFF	10	30	SU	4.0	
	RESTRICT: GRADUATE STUDENTS														

STATISTICS

A per-unit Instructional Enhancement Fee is assessed on most L&S undergraduate nontutorial classes. See the Miscellaneous Fees chart at <http://www.registrar.ucla.edu/fees/> for fee amounts.

10	INTRO-STAT REASON	N	-----	LEC	1	MWF	9:00-9:50A	FRANZ 1260	DAVIS, G.G.	120	02	5.0		
			263-030-201	DIS	1A	T	8:00-8:50A	MS 5128		30		0.0		
						R	8:00-8:50A	BOELTER 9413						
			263-030-202	DIS	1B	T	9:00-9:50A	MS 5128		30		0.0		
						R	9:00-9:50A	BOELTER 9413						
			263-030-203	DIS	1C	T	10:00-10:50A	MS 5128		30		0.0		
						R	10:00-10:50A	BOELTER 9413						
			263-030-204	DIS	1D	T	11:00-11:50A	MS 5128		30		0.0		
						R	11:00-11:50A	BOELTER 9413						
			-----	LEC	2	MF	5:00-6:20P	MS 5200	THE STAFF	120	09	5.0		
			263-030-211	DIS	2A	T	12:00-12:50P	MS 5128		30		0.0		
						R	12:00-12:50P	BOELTER 9413						
			263-030-212	DIS	2B	T	1:00-1:50P	MS 5203		30		0.0		
						R	1:00-1:50P	BOELTER 9413						
			263-030-213	DIS	2C	T	2:00-2:50P	MS 5128		30		0.0		
						R	2:00-2:50P	BOELTER 9413						
			263-030-214	DIS	2D	T	3:00-3:50P	MS 5128		30		0.0		
						R	3:00-3:50P	BOELTER 9413						
			-----	LEC	3	MWF	10:00-10:50A	HAINES A18	IOUDINA, V.	120	03	5.0		
			263-030-221	DIS	3A	T	2:00-2:50P	MS 5203		30		0.0		
						W	2:00-2:50P	BOELTER 9413						
			263-030-222	DIS	3B	T	3:00-3:50P	MS 5203		30		0.0		
						W	3:00-3:50P	BOELTER 9413						
			263-030-223	DIS	3C	T	4:00-4:50P	MS 5203		30		0.0		
						W	4:00-4:50P	BOELTER 9413						
			263-030-224	DIS	3D	T	5:00-5:50P	MS 5203		30		0.0		
						W	5:00-5:50P	BOELTER 9413						
			-----	LEC	4	MWF	1:00-1:50P	BOELTER 3400	IOUDINA, V.	120	06	5.0		
			263-030-231	DIS	4A	T	8:00-8:50A	MS 5203		30		0.0		
						W	8:00-8:50A	BOELTER 9413						
			263-030-232	DIS	4B	T	9:00-9:50A	MS 5203		30		0.0		
						W	9:00-9:50A	BOELTER 9413						
			263-030-233	DIS	4C	T	10:00-10:50A	MS 5203		30		0.0		
						W	10:00-10:50A	BOELTER 9413						
			263-030-234	DIS	4D	T	11:00-11:50A	MS 5203		30		0.0		
						W	11:00-11:50A	BOELTER 9413						
			-----	LEC	5	MWF	9:00-9:50A	ROYCE 362	SANCHEZ, J.	120	02	5.0		
			263-030-241	DIS	5A	T	2:00-2:50P	BOELTER 9413		30		0.0		
						R	2:00-2:50P	MS 5203						
			263-030-242	DIS	5B	T	3:00-3:50P	BOELTER 9413		30		0.0		
						R	3:00-3:50P	MS 5203						
			263-030-243	DIS	5C	T	4:00-4:50P	BOELTER 9413		30		0.0		
						R	4:00-4:50P	MS 5203						
			263-030-244	DIS	5D	T	5:00-5:50P	BOELTER 9413		30		0.0		
						R	5:00-5:50P	MS 5203						
13	STATS-LIFE&HLTH SCI	N	-----	LEC	1	MW	11:00-12:20P	HUMANTS 135	CHRISTOU, N.	96	04	5.0		
			263-040-201	DIS	1A	T	11:00-11:50A	BOELTER 9413		32		0.0		
						R	11:00-11:50A	MS 5203						
			263-040-202	DIS	1B	T	12:00-12:50P	BOELTER 9413		32		0.0		
						R	12:00-12:50P	MS 5203						
			263-040-203	DIS	1C	T	1:00-1:50P	BOELTER 9413		32		0.0		
						R	1:00-1:50P	MS 5203						
			-----	LEC	2	TR	12:00-1:20P	WGYOUNG CS50	SANCHEZ, J.	96	14	5.0		
			263-040-211	DIS	2A	T	8:00-8:50A	BOELTER 9413		32		0.0		
						R	8:00-8:50A	MS 5203						
			263-040-212	DIS	2B	T	9:00-9:50A	BOELTER 9413		32		0.0		
						R	9:00-9:50A	MS 5203						
			263-040-213	DIS	2C	T	10:00-10:50A	BOELTER 9413		32		0.0		
						R	10:00-10:50A	MS 5203						
19	FIAT LUX FRSHMN SEM	N	263-057-200	SEM	1		M	4:00-4:50P	MS 5128		20	30	PN	1.0
	RESTRICT: FIRST-YEAR FRESHMAN													
	Statistics 19, seminar 1: Hold'em or Fold'em: Poker and Probability													

CATALOG NUMBER	COURSE TITLE	ENF REQ IM	ID NUMBER	CLS TYP	SEC	FEE	DAYS	TIME	BUILDING/ ROOM	INSTRUCTOR	ENRL CAP	XC	CR TP	UNITS
35A	INTERACTV&COMP PROB	N	-----	LEC	1		MWF	9:00-9:50A	MS 5128	DINOV, I.D.	42	02		4.0
			263-106-201	DIS	1A		R	9:00-9:50A	MS 5128		42			0.0
88	SOPHOMORE SEMINAR	Y	263-264-200	SEM	1		M	10:00-11:50A	BOELTER 9413	LEW, V.	10	30		2.0
				RESTRICT: DEPARTMENT CONSENT										
98T	RATNL THOUGHT PRCSS	N	263-296-200	SEM	1		TR	3:00-4:20P	WGYOUNG 2200	ANDERSON, A.	20	30	G	5.0
100C	LINEAR MODELS	Y	-----	LEC	1		MWF	2:00-2:50P	MS 5128	XU, H.	42	07		4.0
			263-308-201	DIS	1A		R	2:00-2:50P	MS 5128		42			0.0
101C	INT REGR DATA MINNG	Y	-----	LEC	1		MW	12:30-1:50P	BOELTER 9413	HANSEN, M.H.	30	05		4.0
			263-312-201	DIS	1A		R	4:00-4:50P	BOELTER 9413		30			0.0
102C	MONTE CARLO METHODS	Y	-----	LEC	1		MWF	3:00-3:50P	BOELTER 5264	ZHOU, Q.	20	08		4.0
			263-316-201	DIS	1A		R	3:00-3:50P	MS 5127		20			0.0
105	STATS-ENGINEERS	Y	-----	LEC	1		MWF	12:00-12:50P	MS 5128	XU, H.	50	05		4.0
							MWF	2:00-2:50P	BOELTER 5440					
			263-330-201	DIS	1A		R	12:00-12:50P	MS 5128		50			0.0
110B	APPLIED STATISTICS	Y	-----	LEC	1		MWF	3:00-3:50P	MS 6229	ESFANDIARI, M.M.	40	08		4.0
			263-363-201	DIS	1A		R	3:00-3:50P	MS 5128		40			0.0
112	STATISTICAL METHODS	Y	-----	LEC	1		MWF	12:00-12:50P	KNSY PV 1200B	ESFANDIARI, M.M.	102	05	G	5.0
			263-372-201	DIS	1A		W	8:00-8:50A	MS 5128		34			0.0
							F	8:00-8:50A	BOELTER 9413					
			263-372-202	DIS	1B		W	9:00-9:50A	MS 5203		34			0.0
							F	9:00-9:50A	BOELTER 9413					
			263-372-203	DIS	1C		W	10:00-10:50A	GEOLOGY 3656		34			0.0
							F	10:00-10:50A	BOELTER 9413					
141SL	STATS CONSULTING	Y	263-546-200	SEM	1		M	10:00-11:50A	BOELTER 9413	LEW, V.	20	30	T2	4.0
				RESTRICT: INSTRUCTOR CONSENT										
C173	APPLIED GEOSTATS	Y	-----	LEC	1		MWF	1:00-1:50P	MS 5203	CHRISTOU, N.	20	06		4.0
			263-738-201	DIS	1A		R	2:00-2:50P	WGYOUNG 4216		20			0.0
C183	STAT MODELS-FINANCE	Y	263-698-200	LEC	1		MWF	3:00-3:50P	MS 5128	CHRISTOU, N.	25	08		4.0
C184	SCIENTIFIC WRITING	N	263-704-200	SEM	1		T	9:00-9:50A	MS 5233	PAIK SCHOENBERG, J	10	30		2.0
200C	LARGE SAMPLE THEORY	N	663-004-200	LEC	1		MWF	1:00-1:50P	MS 5128	FERGUSON, T.S.	25	06		4.0
							R	1:00-1:50P	MS 5128					
				RESTRICT: GRADUATE STUDENTS										
201C	ADV MDLNG&INFERENCE	N	663-011-200	LEC	1		MWF	12:00-12:50P	MS 5203	ZHOU, Q.	30	05		4.0
				RESTRICT: GRADUATE STUDENTS										
202C	MONTE CARLO-OPTMZTN	Y	663-017-200	LEC	1		MWF	11:00-11:50A	MS 5128	SABATTI, C.	35	04		4.0
				RESTRICT: GRADUATE STUDENTS										
M237	DATA & MEDIA ARTS	N	663-222-200	STU	1		T	9:00-11:50A	BROAD 5261	HANSEN, M.H.	5	30	G	4.0
				SAME AS : DESMA M259										
				RESTRICT: GRADUATE STUDENTS										
C273	APPLIED GEOSTATS	N	-----	LEC	1		MWF	1:00-1:50P	MS 5203	CHRISTOU, N.	20	06		4.0
				RESTRICT: GRADUATE STUDENTS										
			663-438-201	DIS	1A		R	2:00-2:50P	WGYOUNG 4216		20			0.0
C283	STAT MODELS-FINANCE	N	663-498-200	LEC	1		MWF	3:00-3:50P	MS 5128	CHRISTOU, N.	25	08		4.0
				RESTRICT: GRADUATE STUDENTS										
290	CURRENT LIT-STATS	N	663-540-200	SEM	1		T	3:00-3:50P	MS 6627	ZHU, S.	70	30	SU	2.0
				RESTRICT: GRADUATE STUDENTS										
C294	SCIENTIFIC WRITING	N	663-564-200	SEM	1		T	9:00-9:50A	MS 5233	PAIK SCHOENBERG, J	10	30		2.0
				RESTRICT: GRADUATE STUDENTS										
296	SEMINAR-STATISTICS	N	663-576-201	SEM	1		M	3:00-3:50P	BOELTER 5514	PAIK SCHOENBERG, F	10	30	SU	1.0-2.0
				RESTRICT: GRADUATE STUDENTS										

Statistics 296, seminar 1:

SURGERY

188SB	INDIV STD FOR USIE	Y	355-829-200	TUT	1		VAR			RO, K.	7	30	G	2.0
				RESTRICT: PETITION OR CONTRACT REQUIRED										

THEATERFor information on courses open to undergraduate nonmajor students, see <http://www.ftt.ucla.edu/nonmajors/>.

1C	DANCE-MUSIC THEATER	N	356-003-200	STU	1		MW	10:30-11:50A	MCGWN E 101	GUNN, F.N.	25	30	G	1.0
							F	1:30-2:50P	MCGWN E 101					
				RESTRICT: INSTRUCTOR CONSENT										
			356-003-201	STU	2		MW	12:00-1:20P	MCGWN E	GUNN, F.N.	25	30	G	1.0
							F	4:30-5:50P	MCGWN E					
				RESTRICT: INSTRUCTOR CONSENT										
10	INTRO-THEATER	N	356-049-200	LEC	1		MW	4:00-5:50P	DODD 121	SALAMENSKY, S.I.	157	30	G	5.0
14C	INTRO TO DESIGN	N	-----	LEC	1		TR	12:00-1:20P	MACGOWN 1330	ROSE, R.S.	90	14	G	5.0
				RESTRICT: INSTRUCTOR CONSENT										
			356-064-201	STU	1A		MW	1:00-3:50P	MACGOWN 1220		20			0.0
			356-064-202	STU	1B		MW	1:00-3:50P	MACGOWN 2204B		20			0.0
			356-064-203	STU	1C		MW	1:00-3:50P	MACGOWN		20			0.0
			356-064-204	STU	1D		T	2:30-4:50P	MACGOWN		20			0.0
							F	1:00-4:20P	MACGOWN					
			356-064-205	STU	1E		T	2:30-4:50P	MACGOWN		20			0.0
							F	1:00-4:20P	MACGOWN					
			356-064-206	STU	1F		TR	2:30-5:20P	MACGOWN		20			0.0
			356-064-207	STU	1G		R	2:30-4:50P	MACGOWN		20			0.0
							F	1:00-4:20P	MACGOWN 1220					
			356-064-208	STU	1H		R	2:30-4:50P	MACGOWN		20			0.0
							F	1:00-4:20P	MACGOWN 1220					
			356-064-209	STU	1I		MW	9:00-11:50A	MACGOWN 1220		12			0.0
			356-064-210	STU	1J		MW	1:00-3:50P	MACGOWN		6			0.0
				RESTRICT: INSTRUCTOR CONSENT										
			356-064-211	STU	1K		F	9:00-11:50A	MACGOWN		6			0.0
							F	1:00-3:50P	MACGOWN					
				RESTRICT: INSTRUCTOR CONSENT										
20	ACTING FUNDAMENTALS	N	356-076-200	STU	1		TR	10:00-11:50A	MACGOWN 1154	SHAPIRO, M.	20	30		4.0
			356-076-201	STU	2		TR	10:00-11:50A	MCGWN E 102	SHAPIRO, M.	20	30		4.0
			356-076-202	STU	3		TR	12:00-1:50P	MACGOWN 1154	SHAPIRO, M.	20	30		4.0
			356-076-203	STU	4		TR	12:00-1:50P	MCGWN E 102	SHAPIRO, M.	20	30		4.0
			356-076-204	STU	5		TR	2:00-3:50P	MCGWN E 102	SHAPIRO, M.	20	30		4.0
			356-076-205	STU	6		TR	4:00-5:50P	MCGWN E 102	SHAPIRO, M.	20	30		4.0

CATALOG NUMBER	COURSE TITLE	ENF REQ IM	ID NUMBER	CLS TYP	SEC	FEE	DAYS	TIME	BUILDING/ ROOM	INSTRUCTOR	ENRL CAP	XC	CR TP	UNITS
25C	MOVEMENT&COMBAT I	N	356-079-200	STU 1			MW	12:00- 1:20P	MACGOWN 1350	MONAGHAN, E.J.	35	30	G	1.0
				RESTRIC: INSTRUCTOR CONSENT										
27	VAUDVL&STND-UP CMDY	N	356-083-200	STU 1			MW	10:30-11:50A	MACGOWN 1340	ORTH, T.J.	20	30		2.0
				RESTRIC: INSTRUCTOR CONSENT										
30	DRAMATIC WRITING	N	356-091-201	STU 1			TBA			VILLARREAL, E.E.	20	30	G	1.0- 4.0
	Theater 30, studio 1:													
50	THEATER PRODUCTION	N	356-161-201	LAB 1			VAR		MACGOWN	IONAZZI, D.A.	0	30	G	1.0- 2.0
				RESTRIC: INSTRUCTOR CONSENT										
			356-161-202	LAB 2			TR	1:00- 3:50P	MACGOWN 1220	IONAZZI, D.A.	3	30	G	1.0- 2.0
			356-161-203	LAB 3			VAR		MACGOWN	IONAZZI, D.A.	0	30	G	1.0- 2.0
				RESTRIC: INSTRUCTOR CONSENT										
			356-161-204	LAB 4			VAR		MACGOWN	IONAZZI, D.A.	20	30	G	1.0- 2.0
				RESTRIC: INSTRUCTOR CONSENT										
			356-161-205	LAB 5			VAR		MACGOWN	IONAZZI, D.A.	4	30	G	1.0- 2.0
			356-161-206	LAB 6			VAR		MACGOWN	IONAZZI, D.A.	8	30	G	1.0- 2.0
			356-161-207	LAB 7			VAR		MACGOWN	IONAZZI, D.A.	4	30	G	1.0- 2.0
			356-161-208	LAB 8			VAR		MACGOWN	IONAZZI, D.A.	5	30	G	1.0- 2.0
			356-161-209	LAB 9			VAR		MACGOWN	IONAZZI, D.A.	2	30	G	1.0- 2.0
			356-161-210	LAB 10			VAR		MACGOWN	IONAZZI, D.A.	2	30	G	1.0- 2.0
			356-161-214	LAB 14			VAR		MACGOWN	IONAZZI, D.A.	2	30	G	1.0- 2.0
101C	DECONSTRUCTG THEATER	N	-----	LEC 1			F	12:00- 2:50P	DODD 121	CASE, S.	115	30	G	5.0
				RESTRIC: THEATER, THEATER ARTS MAJORS										
			356-303-201	DIS 1A			M	9:00- 9:50A	BUNCHE 3157		20			0.0
			356-303-202	DIS 1B			M	10:00-10:50A	PUB AFF 1329		20			0.0
			356-303-203	DIS 1C			TBA				20			0.0
			356-303-204	DIS 1D			T	10:00-10:50A	HAINES 110		20			0.0
			356-303-205	DIS 1E			W	9:00- 9:50A	BUNCHE 2173		16			0.0
			356-303-206	DIS 1F			TBA				16			0.0
106	HST-AMER THTR&DRAMA	N	356-342-200	LEC 1			MW	4:00- 5:50P	DODD 161	GARDNER, G.A.	106	30	G	5.0
113	TOPICS-CRIT STUDIES	N	356-378-200	LEC 1			T	2:00- 4:50P	PERLOFF 1102	SALAMENSKY, S.I.	115	30		5.0
115C	ACTING I	N	356-415-200	STU 1			TBA		MACGOWN	SHAWHAN, A.	20	30	G	4.0
				RESTRIC: INSTRUCTOR CONSENT										
			356-415-201	STU 2			TBA		MACGOWN	CONTE, S.A.	20	30	G	4.0
				RESTRIC: INSTRUCTOR CONSENT										
116C	ACTING II	N	356-423-200	STU 1			TBA		MACGOWN	SHAWHAN, A.	25	30	G	4.0
				RESTRIC: INSTRUCTOR CONSENT										
			356-423-201	STU 2			TBA		MACGOWN	SHAWHAN, A.	25	30	G	4.0
				RESTRIC: INSTRUCTOR CONSENT										
			356-423-202	STU 3			TBA		MACGOWN	CONTE, S.A.	20	30	G	4.0
				RESTRIC: INSTRUCTOR CONSENT										
120C	ACTING&PRFRMNC-FILM	N	356-419-200	LEC 1			MW	4:00- 5:50P	HUMANTS A51		175	30	G	5.0
121	ACTING WORKSHOP	Y	356-453-201	STU 1			MWF	3:00- 5:50P	MACGOWN	KITE, B.E.	20	30		2.0
				RESTRIC: INSTRUCTOR CONSENT										
			356-453-202	STU 2			TR	3:00- 5:50P	MACGOWN	HACKETT, M.J.	20	30		2.0
				RESTRIC: INSTRUCTOR CONSENT										
124C	VOICE&SPEECH II	N	356-448-200	STU 1			TBA		MACGOWN	CABOT, A.	20	30	G	1.0
				RESTRIC: INSTRUCTOR CONSENT										
			356-448-201	STU 2			TBA		MACGOWN	CABOT, A.	20	30	G	1.0
				RESTRIC: INSTRUCTOR CONSENT										
			356-448-202	STU 3			TBA		MACGOWN	CABOT, A.	15	30	G	1.0
				RESTRIC: INSTRUCTOR CONSENT										
124F	VOICE&SPEECH III	N	356-452-200	STU 1			TR	9:00-10:20A	MACGOWN 1350	JOSEPH, K.	15	30	G	1.0
				RESTRIC: INSTRUCTOR CONSENT										
			356-452-201	STU 2			MW	9:00-10:20A	MCGWN E 102	JOSEPH, K.	15	30	G	1.0
				RESTRIC: INSTRUCTOR CONSENT										
125C	MOVEMENT&COMBAT II	N	356-486-200	STU 1			TR	12:00- 1:20P	MACGOWN 1350	ORTH, T.J.	30	30	G	1.0
				RESTRIC: INSTRUCTOR CONSENT										
125F	MOVEMENT&COMBAT III	N	356-481-200	STU 1			TR	4:30- 5:50P	MACGOWN 1350	SANTO, J.E.	25	30	G	1.0
				RESTRIC: INSTRUCTOR CONSENT										
126C	ACTING III	N	356-476-201	STU 1			MW	9:00-11:50A	MACGOWN 2330	OLIVIERI, J.M.	15	30	G	4.0
				RESTRIC: INSTRUCTOR CONSENT										
			356-476-202	STU 2			MW	12:00- 2:50P	MACGOWN 2330	OLIVIERI, J.M.	15	30	G	4.0
				RESTRIC: INSTRUCTOR CONSENT										
134C	DANCE-MUSICAL II	N	356-549-200	STU 1			MW	4:30- 5:50P	MACGOWN 1350	KELLOGG, C.	15	30	G	1.0
				RESTRIC: INSTRUCTOR CONSENT										
				F 4:30- 5:50P										
				T 3:00- 4:20P										
134F	DANCE-MUSICAL III	N	356-511-200	STU 1			MW	3:00- 4:20P	MACGOWN 1350	KELLOGG, C.	15	30	G	1.0
				RESTRIC: INSTRUCTOR CONSENT										
				F 3:00- 4:20P										
				T 3:00- 4:20P										
135C	SINGING-MUSICAL II	N	356-525-200	STU 1			MW	3:00- 4:20P	MCGWN E 102	DUPREY, M.J.	15	30	G	1.0
				RESTRIC: INSTRUCTOR CONSENT										
135F	SINGING-MUSICAL III	N	356-528-200	STU 1			F	10:00-12:50P	MACGOWN 2330	MANN, J.L.	10	30	G	1.0
				RESTRIC: INSTRUCTOR CONSENT										
138	SPC PRB PRFRMN TCHN	N	356-546-201	STU 1			MW	3:00- 4:20P	MCGWN E 101	CARUSO, D.	33	30		4.0
				RESTRIC: INSTRUCTOR CONSENT										
			356-546-202	STU 2			TR	3:00- 5:50P	MACGOWN 1154	HARTER, P.M.	20	30		4.0
				RESTRIC: INSTRUCTOR CONSENT										
139	PLAY READING&ANALYS	N	356-536-200	LEC 1			F	9:00-11:50A	PUB AFF 2270		60	30	G	5.0
C144C	ADV SOUND DESIGN	N	356-587-200	LEC 1			VAR			HARRIS-DEANS, J.D.	5	30	G	4.0
				RESTRIC: INSTRUCTOR CONSENT										
149	INTRO TO DESIGN	N	356-603-200	LEC 1			TR	1:30- 2:50P	MACGOWN 1330	IONAZZI, D.A.	98	30	G	5.0
150	THEATER PRODUCTION	N	356-611-201	LAB 1			VAR		MACGOWN	IONAZZI, D.A.	0	30	G	1.0- 2.0
				RESTRIC: INSTRUCTOR CONSENT										
			356-611-202	LAB 2			TR	1:00- 3:50P	MACGOWN 1220	IONAZZI, D.A.	3	30	G	1.0- 2.0
			356-611-203	LAB 3			VAR		MACGOWN	IONAZZI, D.A.	0	30	G	1.0- 2.0
				RESTRIC: INSTRUCTOR CONSENT										
			356-611-204	LAB 4			VAR		MACGOWN	IONAZZI, D.A.	20	30	G	1.0- 2.0
				RESTRIC: INSTRUCTOR CONSENT										
			356-611-205	LAB 5			VAR		MACGOWN	IONAZZI, D.A.	4	30	G	1.0- 2.0
			356-611-206	LAB 6			VAR		MACGOWN	IONAZZI, D.A.	8	30	G	1.0- 2.0

CATALOG NUMBER	COURSE TITLE	ENF REQ IM	ID NUMBER	CLS TYP	SEC	FEE	DAYS	TIME	BUILDING/ ROOM	INSTRUCTOR	ENRL CAP	XC	CR TP	UNITS
			356-611-207	LAB	7		VAR		MACGOWN	IONAZZI, D.A.	4	30	G	1.0-2.0
			356-611-208	LAB	8		VAR		MACGOWN	IONAZZI, D.A.	5	30	G	1.0-2.0
			356-611-209	LAB	9		VAR		MACGOWN	IONAZZI, D.A.	2	30	G	1.0-2.0
			356-611-210	LAB	10		VAR		MACGOWN	IONAZZI, D.A.	2	30	G	1.0-2.0
			356-611-211	LAB	11		VAR		MACGOWN	IONAZZI, D.A.	30	30	G	1.0-2.0
			RESTRICT: INSTRUCTOR CONSENT											
			356-611-212	LAB	12		VAR		MACGOWN	IONAZZI, D.A.	30	30	G	1.0-2.0
			RESTRICT: INSTRUCTOR CONSENT											
			356-611-213	LAB	13		VAR		MACGOWN	IONAZZI, D.A.	30	30	G	1.0-2.0
			RESTRICT: INSTRUCTOR CONSENT											
			356-611-214	LAB	14		VAR		MACGOWN	IONAZZI, D.A.	2	30	G	1.0-2.0
C151B	SCENIC DESIGN-TH	Y	356-621-200	LEC	1		TBA		MACGOWN	JAMPOLIS, N.P.	10	30	G	4.0
			RESTRICT: INSTRUCTOR CONSENT											
C154C	SOUND FOR FILM&TV	N	356-637-200	LEC	1		TR	11:00-12:20P	MACGOWN 2310C	WARD, W.D.	15	30	G	4.0
			RESTRICT: INSTRUCTOR CONSENT											
C157C	COSTUME CONSTRCTION	Y	356-675-200	STU	1		S	10:00-1:50P	MACGOWN 2204B	GIRARD, P.E.	8	30		2.0
			RESTRICT: INSTRUCTOR CONSENT											
160	FUND-PLAY DIRECTION	N	-----	LEC	1		W	3:00-5:50P	MACGOWN 1330	KITE, B.E.	18	30		5.0
			RESTRICT: INSTRUCTOR CONSENT											
			356-648-201	LAB	1A		M	3:00-5:50P	MACGOWN 1330		15			0.0
			RESTRICT: INSTRUCTOR CONSENT											
			356-648-202	LAB	1B		F	3:00-5:50P	MACGOWN 1330		15			0.0
			RESTRICT: INSTRUCTOR CONSENT											
171A	ADV THEATER LAB	N	356-684-200	LAB	1		VAR		MACGOWN	IONAZZI, D.A.	10	30		1.0-4.0
			RESTRICT: INSTRUCTOR CONSENT											
171B	ADV THEATER LAB	N	356-685-200	LAB	1		VAR		MACGOWN	IONAZZI, D.A.	10	30		1.0-4.0
			RESTRICT: INSTRUCTOR CONSENT											
172	PRODUCTION PRACTICE	N	356-688-200	STU	1		VAR		MACGOWN	ARMSTRONG, A.M.	15	30	G	1.0-8.0
			RESTRICT: INSTRUCTOR CONSENT											
			356-688-201	STU	2		VAR		MACGOWN	JAMPOLIS, N.P.	10	30	G	1.0-8.0
			RESTRICT: INSTRUCTOR CONSENT											
			356-688-202	STU	3		W	7:00-9:50P	MELNITZ	SILBERLING, B.M.	15	30	G	1.0-8.0
			RESTRICT: INSTRUCTOR CONSENT											
173A	DESIGN ASGNMNT-ASST	Y	356-694-200	STU	1		VAR		MACGOWN	WARD, W.D.	20	30	G	2.0
			RESTRICT: INSTRUCTOR CONSENT											
			356-694-201	STU	2		VAR		MACGOWN	ARMSTRONG, A.M.	20	30	G	2.0
			RESTRICT: INSTRUCTOR CONSENT											
173B	PRDCTN DSGN ASGNMNT	Y	356-695-200	STU	1		VAR		MACGOWN	WARD, W.D.	20	30	G	2.0
			RESTRICT: INSTRUCTOR CONSENT											
			356-695-201	STU	2		VAR		MACGOWN	ARMSTRONG, A.M.	20	30	G	2.0
			RESTRICT: INSTRUCTOR CONSENT											
174B	PROJECT-STAGE MGMT	Y	356-702-200	STU	1		VAR		MACGOWN	IONAZZI, D.A.	20	30	G	3.0
			RESTRICT: INSTRUCTOR CONSENT											
174C	PROJECT-STAGE MGMT	Y	356-703-200	STU	1		VAR		MACGOWN	IONAZZI, D.A.	10	30	G	4.0
			RESTRICT: INSTRUCTOR CONSENT											
M178	FILM&TV ACTNG WKSHP	N	356-715-201	LAB	1		TR	9:00-11:50A	MELNITZ 1462A	SALVI, D.N.	20	30	G	2.0
			SAME AS : FILM TV M177											
			RESTRICT: INSTRUCTOR CONSENT											
181	CAREER DEVELOPMENT	N	356-786-200	LEC	1		F	10:00-12:50P	MACGOWN 1350	CARUSO, S.	25	30		2.0
210	WORLD THEATER&DRAMA	N	756-130-200	SEM	1		T	2:00-4:50P	MACGOWN 2310C	PAHWA, S.	15	30		5.0
			RESTRICT: INSTRUCTOR CONSENT											
220	GRADUATE FORUM	N	756-180-200	SEM	1		TBA		MACGOWN		15	30	SU	1.0-2.0
			RESTRICT: INSTRUCTOR CONSENT											
230C	PERFORMNCE AND TEXT	N	756-230-200	LEC	1		M	3:00-5:50P	MACGOWN 2310A	GEIOGAMAH, H.L.	15	30	G	4.0-8.0
			RESTRICT: INSTRUCTOR CONSENT											
243C	SCENIC DESIGN	N	756-292-200	STU	1		M	9:00-12:50P	MACGOWN 3312	CHOI, H.K.	15	30		4.0
			RESTRICT: INSTRUCTOR CONSENT						MACGOWN 1154					
244B	ADV THEATER PRODCTN	N	756-294-200	STU	1		VAR		MACGOWN	HACKETT, M.J.	10	30	G	2.0-8.0
			RESTRICT: INSTRUCTOR CONSENT											
247	COLLABRTN-DSGN&PROD	N	756-306-201	STU	1		VAR		MACGOWN		5	30	G	3.0-4.0
			RESTRICT: THEATER GRADUATE STUDENTS											
			756-306-202	STU	2		VAR		MACGOWN		5	30	G	3.0-4.0
			RESTRICT: THEATER GRADUATE STUDENTS											
			756-306-203	STU	3		VAR		MACGOWN		5	30	G	3.0-4.0
			RESTRICT: THEATER GRADUATE STUDENTS											
263	PRODCTN PRJCT-STAGE	N	756-390-201	DIS	1		VAR		MACGOWN	MCLAIN, M.S.	20	30	G	2.0-8.0
			RESTRICT: THEATER GRADUATE STUDENTS											
			756-390-202	DIS	2		VAR		MACGOWN	VALENZUELA, J.L.	20	30	G	2.0-8.0
			RESTRICT: INSTRUCTOR CONSENT											
264	CLSCL&HISTRCL DRAMA	N	756-399-200	LEC	1		TR	9:00-11:50A	MACGOWN 1340	HACKETT, M.J.	20	30	G	4.0
			RESTRICT: INSTRUCTOR CONSENT											
298A	SPECIAL STUDIES	N	756-594-200	DIS	1		VAR		MACGOWN	WARD, W.D.	20	30		2.0/4.0
			RESTRICT: INSTRUCTOR CONSENT											
298B	SPECIAL STUDIES	N	756-595-200	DIS	1		VAR		MACGOWN	WARD, W.D.	10	30		2.0/4.0
			RESTRICT: INSTRUCTOR CONSENT											
			756-595-201	DIS	2		TR	3:00-4:50P	MACGOWN 1165	ARMSTRONG, A.M.	10	30		2.0/4.0
			RESTRICT: INSTRUCTOR CONSENT											
375	TCHNG APRNTC PRCTCM	N	756-600-200	SEM	1		VAR		MACGOWN	WARD, W.D.	50	30	SU	1.0-4.0
			RESTRICT: THEATER GRADUATE STUDENTS											
420C	ADVANCED ACTING 1	N	756-607-200	STU	1		MW	3:00-3:50P	MACGOWN 1340	SHAPIRO, M.	20	30	G	4.0
			RESTRICT: THEATER GRADUATE STUDENTS											
421C	ADVANCED ACTING 2	N	756-614-200	STU	1		MW	3:00-5:50P	MACGOWN 1154	GAZDAG, G.	15	30	G	4.0/8.0
			RESTRICT: THEATER GRADUATE STUDENTS											
423	ACTING FOR CAMERA	N	756-615-200	STU	1		W	9:00-11:50A	MELNITZ	CATES, G.	15	30	G	4.0
			RESTRICT: INSTRUCTOR CONSENT											
424C	ADV VOICE&SPEECH 1	N	756-629-200	STU	1		TBA		MACGOWN	WAGAR, P.M.	15	30	G	2.0-4.0
			RESTRICT: THEATER GRADUATE STUDENTS											
424F	ADV VOICE&SPEECH 2	N	756-636-200	STU	1		TBA		MACGOWN	WAGAR, P.M.	15	30	G	2.0-4.0
			RESTRICT: THEATER GRADUATE STUDENTS											
425C	ADVANCED MOVEMENT 1	N	756-640-200	STU	1		TBA		MACGOWN	ORTH, T.J.	25	30	G	2.0-4.0
			RESTRICT: THEATER GRADUATE STUDENTS											

CATALOG NUMBER	COURSE TITLE	ENF REQ IM	ID NUMBER	CLS TYP	SEC	FEE	DAYS	TIME	BUILDING/ ROOM	INSTRUCTOR	ENRL CAP	XC	CR TP	UNITS
425F	ADVANCED MOVEMENT 2	N	756-647-200	STU 1			TBA		MACGOWN	MONAGHAN, E.J.	25	30	G	2.0- 4.0
				RESTRIC: THEATER GRADUATE STUDENTS										
426C	ALEXANDER TECHNIQUE	N	756-664-200	STU 1			TBA		MACGOWN	RODRIGUE, J.	15	30	G	2.0/ 4.0
				RESTRIC: THEATER GRADUATE STUDENTS										
430C	ADV STD-PLAYWRITING	N	756-654-200	LEC 1			M	3:00- 5:50P	MACGOWN 2310B	VILLARREAL, E.E.	10	30		4.0- 8.0
				RESTRIC: INSTRUCTOR CONSENT					MACGOWN 2310B					
C433B	SCRIPT DVLPMT WKSHP	N	756-661-200	LEC 1			R	12:00- 2:50P	MACGOWN 2310B	KUBZANSKY, J.	15	30	G	4.0- 8.0
				RESTRIC: INSTRUCTOR CONSENT										
C433C	SCRIPT DVLPMT WKSHP	N	756-649-200	LEC 1			VAR			VALENZUELA, J.L.	10	30	G	4.0- 8.0
				RESTRIC: INSTRUCTOR CONSENT										
435AS	ADV WRNG FOR STAGE	N	756-658-200	LEC 1			M	6:00- 7:50P	MACGOWN 2310B	VILLARREAL, E.E.	20	30	TS	2.0
				RESTRIC: INSTRUCTOR CONSENT										
441C	LIGHTING DESIGN	N	756-674-200	LEC 1			W	9:00-12:50P	MACGOWN 3312	JAMPOLIS, N.P.	15	30	G	4.0
				RESTRIC: INSTRUCTOR CONSENT					MACGOWN 1154					
442C	COSTUME DESIGN	N	756-681-200	LEC 1			TR	9:00-11:50A	MACGOWN 2310B	ARMSTRONG, A.M.	12	30	G	4.0
				RESTRIC: INSTRUCTOR CONSENT										
				756-681-201	LEC 2		TR	9:00-11:50A	MACGOWN	ARMSTRONG, A.M.	12	30	G	4.0
				RESTRIC: INSTRUCTOR CONSENT										
C444C	ADV SOUND DESIGN	N	756-643-200	LEC 1			VAR			HARRIS-DEANS, J.D.	10	30	G	4.0
				RESTRIC: INSTRUCTOR CONSENT										
C451B	SCENIC DESIGN-TH	N	756-820-200	LEC 1			TBA		MACGOWN	JAMPOLIS, N.P.	10	30	G	4.0
				RESTRIC: INSTRUCTOR CONSENT										
C454C	SOUND FOR FILM&TV	N	756-648-200	LEC 1			TR	11:00-12:20P	MACGOWN 2310C	WARD, W.D.	15	30	G	4.0
				RESTRIC: INSTRUCTOR CONSENT										
C457C	COSTUME CONSTRCTION	N	756-725-201	STU 1			S	10:00- 1:50P	MACGOWN 2204B	GIRARD, P.E.	20	30		2.0
				RESTRIC: INSTRUCTOR CONSENT										
459B	DIRECT-THTR&FILM&TV	N	756-721-200	LEC 1			F	9:00- 2:50P	MACGOWN 1330	VALENZUELA, J.L.	20	30		4.0
				RESTRIC: INSTRUCTOR CONSENT										
463	PROD PROJ-DIRCT-STG	N	756-718-200	STU 1			VAR		MACGOWN	MCLAIN, M.S.	5	30	G	8.0/12.0
				RESTRIC: THEATER GRADUATE STUDENTS										
472	PRODUCTION PRACTICE	N	756-739-201	STU 1			MW	3:00- 5:50P	MACGOWN	SHAPIRO, M.	15	30	G	1.0- 8.0
				RESTRIC: THEATER GRADUATE STUDENTS										
				756-739-202	STU 2		MW	3:00- 5:50P	MACGOWN 2330	BONNELL, J.D.	15	30	G	1.0- 8.0
				RESTRIC: THEATER GRADUATE STUDENTS										
				756-739-203	STU 3		VAR		MACGOWN		15	30	G	1.0- 8.0
				RESTRIC: THEATER GRADUATE STUDENTS										
				756-739-204	STU 4		VAR		MACGOWN		20	30	G	1.0- 8.0
				RESTRIC: INSTRUCTOR CONSENT										
				756-739-205	STU 5		VAR		MACGOWN		20	30	G	1.0- 8.0
				RESTRIC: INSTRUCTOR CONSENT										
				756-739-206	STU 6		VAR		MACGOWN		15	30	G	1.0- 8.0
				RESTRIC: THEATER GRADUATE STUDENTS										
495C	PRACTICM-TCHNG THTR	N	756-778-200	SEM 1			F	12:00- 2:50P	MACGOWN	SORGENFREI, C.	10	30	G	2.0
				RESTRIC: THEATER GRADUATE STUDENTS										
498	INTERN-THTR&FILM&TV	N	756-789-200	TUT 1			VAR		MACGOWN	WARD, W.D.	10	30		4.0-12.0
				RESTRIC: THEATER GRADUATE STUDENTS										
URBAN PLANNING														
CM137	SOCAL REGIONAL ECON	N	325-522-200	LEC 1			T	2:00- 4:50P	PUB AFF 2343	WOLFF, G.	35	30	G	4.0
				SAME AS : LBR&WS M180										
CM160	ENVIR PLTCS&GVRNCE	N	325-660-200	LEC 1			W	2:00- 4:50P	DODD 175	PINCETL, S.S.	40	09	G	4.0
				SAME AS : ENVIRON M164										
M163	CALIF SSTNBL DVLPMT	N	325-678-200	LEC 1			MW	9:30-10:45A	PUB AFF 4357B	KAHN, M.E.	7	02		4.0
				SAME AS : ENVIRON M135, PUB PLC M149										
C184	LOOKING AT L A	N	325-804-200	LEC 1			R	2:00- 4:50P	PUB AFF 2343	LEAVITT, J.	40	30	G	4.0
202B	PUBL CTL-LAND DEVEL	Y	725-013-200	LEC 1			MW	9:25-10:40A	LAW	ZASLOFF, J.	10	69	T2	3.0- 6.0
				RESTRIC: URBAN PLANNING MAJORS										
M206B	ADV GEOG INFO SYSTM	N	725-037-200	LEC 1			M	2:00- 4:50P	PUB AFF 1015A	WANG, R.	30	30	G	4.0
				SAME AS : PUB PLC M224B										
				RESTRIC: URBAN PLANNING MAJORS										
210B	ADV PLN THRY&HIST 2	N	725-063-200	LEC 1			T	2:00- 4:50P	PUB AFF 6362	TAKAHASHI, L.M.	15	15		4.0
				RESTRIC: URBAN PLANNING MAJORS										
210C	COLLOQM-PLANNG THRY	N	725-062-200	LEC 1			W	2:00- 2:50P	PUB AFF 6223	BLUMENBERG, E.A.	0	30		4.0
				RESTRIC: URBAN PLANNING MAJORS										
211	LAW&QUALTY URBN LIF	N	725-066-200	LEC 1			M	9:00-11:50A	DODD 175	ESTOLANO, C.V.	75	30		4.0
				RESTRIC: URBAN PLANNING MAJORS										
219	SPCL TPC-BILT ENVRN	N	725-114-200	LEC 1			R	5:00- 7:50P	PUB AFF 4320B		30	30		4.0
				RESTRIC: URBAN PLANNING MAJORS										
	Urban Planning 219, lecture 1:			725-114-201	LEC 2		W	9:00-11:50A	PUB AFF 1337	CASTAIN, M.T.	40	30		4.0
				RESTRIC: URBAN PLANNING MAJORS										
				725-114-202	LEC 3		W	5:00- 7:50P	PUB AFF 1270	DELPE, L.	30	30		4.0
				RESTRIC: URBAN PLANNING MAJORS										
M230	INTRO-REGION PLANNG	N	725-180-200	LEC 1			W	2:00- 4:50P	PUB AFF 2242	SOJA, E.W.	35	30	G	4.0
				SAME AS : PUB PLC M241										
				RESTRIC: URBAN PLANNING MAJORS										
234B	CNSRVTN-INHBT AREAS	N	725-207-200	LEC 1			T	2:00- 4:50P	PUB AFF 1337	HECHT, S.B.	35	30	G	4.0
				RESTRIC: URBAN PLANNING MAJORS										
C237C	SOCAL REGIONAL ECON	N	725-224-200	LEC 1			T	2:00- 4:50P	PUB AFF 2343	WOLFF, G.	15	30	G	4.0
239	TOPC-REGNL&INTL DEV	N	725-234-200	SEM 1			R	9:00-11:20A	PUB AFF 1337	COMMINS, S.K.	35	30		4.0
				RESTRIC: URBAN PLANNING MAJORS										
	Urban Planning 239, seminar 1:			725-234-201	SEM 2		R	9:00-11:50A	PUB AFF 3343C	TILLY, C.C.	40	30		4.0
				RESTRIC: URBAN PLANNING MAJORS										
245	URBAN PUBLIC FINANCE	N	725-270-200	LEC 1			M	9:00-11:50A	PUB AFF 1337	HOFFMAN, S.R.	35	01		4.0
				RESTRIC: URBAN PLANNING MAJORS										
M257	TRNSPRT ECON&FINANC	N	725-342-200	LEC 1			T	2:00- 4:50P	PUB AFF 2238	TAYLOR, B.D.	40	15	G	4.0
				SAME AS : PUB PLC M222										
				RESTRIC: URBAN PLANNING MAJORS										
259	TRSNPRTN&ECON DVLPM	N	725-554-200	LEC 1			T	9:00-11:50A	PUB AFF 1337	BLUMENBERG, E.A.	34	11	G	4.0

CATALOG NUMBER	COURSE TITLE	ENF REQ IM	ID NUMBER	CLS TYP	SEC	FEE	DAYS	TIME	BUILDING/ ROOM	INSTRUCTOR	ENRL CAP	XC	CR TP	UNITS
C260	ENVIR PLTCS&GVRNCE	N	725-360-200	LEC	1		W	2:00- 4:50P	DODD 175	PINCETL, S.S.	20	09	G	4.0
			RESTRIC: URBAN PLANNING MAJORS											
261	LAND-USE PLANNING	N	725-366-200	LEC	1		T	5:10- 8:00P	PUB AFF 3343C	MUKHIJA, V.	40	30		4.0
			RESTRIC: URBAN PLANNING MAJORS											
264B	ENVIRONMENTAL LAW	Y	725-386-200	LEC	1		MTR	10:50-12:00P	LAW	CARLSON, A.E.	10	67	T2	3.0- 6.0
			RESTRIC: URBAN PLANNING MAJORS											
269	ENVIRNMTL ANLY&PLCY	N	725-414-201	LEC	1		M	2:00- 4:50P	PUB AFF 1337	HECHT, S.B.	35	30		4.0
			RESTRIC: URBAN PLANNING MAJORS											
M270	HOMELESSNESS	N	725-420-200	LEC	1		M	2:00- 4:50P	PUB AFF 2238	TAKAHASHI, L.M.	35	08	G	4.0
			SAME AS : SOC WLF M206A											
			RESTRIC: URBAN PLANNING MAJORS											
M272	RL ESTATE DEV&FINNC	Y	725-432-200	LEC	1		T	9:00-11:50A	PUB AFF 4320B	LIGGETT, R.S.	20	30		4.0
			RESTRIC: URBAN PLANNING MAJORS				R	9:00-11:50A	PUB AFF					
			SAME AS : ARCH&UD M272											
			RESTRIC: INSTRUCTOR CONSENT											
M275	COMM DEV&HOUSNG POL	N	725-450-200	LEC	1		W	2:00- 4:50P	PUB AFF 3343C	LEAVITT, J.	30	30	G	4.0
			SAME AS : PUB PLC M243, SOC WLF M290U											
			RESTRIC: URBAN PLANNING MAJORS											
281	INTR-HST BLT ENV-US	N	725-486-200	LEC	1		MW	12:00- 1:20P	PUB AFF 2242	STIEGLITZ, O.	45	30		4.0
			RESTRIC: URBAN PLANNING MAJORS											
C284	LOOKING AT LA	N	725-504-200	LEC	1		R	2:00- 4:50P	PUB AFF 2343	LEAVITT, J.	20	30	G	4.0
			RESTRIC: URBAN PLANNING MAJORS											
M287	NONPROFT-ST&CIV SOC	N	725-522-200	LEC	1		R	2:00- 4:50P	PUB AFF 2238	RAMAN, S.	10	16		4.0
			SAME AS : PUB PLC M227, SOC WLF M290S											
			RESTRIC: URBAN PLANNING MAJORS											
294	HOUSNG-DEV CONTRIES	N	725-564-200	LEC	1		R	2:00- 4:50P	PUB AFF 4320B	MUKHIJA, V.	30	16	G	4.0
			RESTRIC: URBAN PLANNING MAJORS											

WOMEN'S STUDIES

A per-unit Instructional Enhancement Fee is assessed on most L&S undergraduate nontutorial classes. See the Miscellaneous Fees chart at <http://www.registrar.ucla.edu/fees/> for fee amounts.

10	FMNST-WOMEN&SOCIETY	N	-----	LEC	1		TR	10:30-11:45A	HAINES A18	DE, E.N.	126	13		5.0
			RESTRIC: WOMEN'S STUDIES MAJORS/MINORS											
			367-030-201	DIS	1A		T	1:00- 1:50P	FRANZ 2288		21			0.0
			367-030-202	DIS	1B		T	2:00- 2:50P	LAKRETZ 100		21			0.0
			367-030-203	DIS	1C		T	3:00- 3:50P	PUB AFF 2317		21			0.0
			367-030-204	DIS	1D		TBA				21			0.0
			367-030-205	DIS	1E		TBA				21			0.0
			367-030-206	DIS	1F		R	1:00- 1:50P	MS 6201		21			0.0
M106	IMAGINARY WOMEN	N	367-336-200	SEM	1		TBA			KING, K.C.	5	30		4.0
			SAME AS : HNRS M106											
			RESTRIC: INSTRUCTOR CONSENT											
M119	TRISTN&ISOLD&HTROSK	N	367-414-200	LEC	1		TR	2:00- 3:15P	FRANZ 2258A	SCHULTZ, J.A.	0	15		4.0
			SAME AS : GERMAN M104											
120	INTRNSHP-WOMNS STDS	Y	367-420-200	SEM	1		T	10:00-12:50P	BUNCHE 2174	BAYS, S.A.	10	13	G	4.0
			RESTRIC: WOMEN'S STUDIES MAJORS/MINORS											
125	WOMEN&HLTH CARE-US	Y	367-450-200	LEC	1		M	1:00- 3:50P	BUNCHE 2168	SUBRAMANIAN, S.K.	20	05		4.0
			RESTRIC: WOMEN'S STUDIES MAJORS/MINORS											
130	WOMEN OF COLOR-U S	Y	367-480-200	LEC	1		T	2:00- 4:50P	MS 5138	HONG, K.	25	15		4.0
			RESTRIC: WOMEN'S STUDIES MAJORS/MINORS											
M131SL	GENDER&SUSTAINABLY	N	367-490-200	LEC	1		F	10:00-12:50P	BUNCHE A152		15	30		5.0
			SAME AS : ENVIRON M131SL											
M133	CHICANA LESBIAN LIT	N	367-498-200	LEC	1		TR	2:00- 3:15P	BUNCHE 3178	GASPAR DE ALBA, A.	5	15	G	4.0
			SAME AS : CHICANO M133, LGBTMS M133											
			RESTRIC: WOMEN'S STUDIES MAJORS/MINORS											
M148	WOMEN IN HIGHER ED	N	367-588-200	SEM	1		M	1:00- 3:50P	ROYCE 160	SAX, L.J.	10	05	G	4.0
			SAME AS : EDUC M148											
M158	WOMEN IN ITAL CULTR	N	367-648-200	LEC	1		TR	3:30- 4:45P	HAINES A74	RE, L.	5	16		4.0
			SAME AS : ITALIAN M158											
168	FEMINIST ECONOMICS	Y	367-708-200	LEC	1		TR	9:30-10:45A	PUB AFF 2242	OZLER, S.	35	12		4.0
			RESTRIC: WOMEN'S STUDIES MAJORS/MINORS											
M174	SOC OF THE FAMILY	N	-----	LEC	1		MW	4:00- 5:50P	KNSY PV 1220B	ANDERSON, T.L.	30	09		4.0
			SAME AS : SOCIOL M174											
			367-744-201	DIS	1A		M	9:00- 9:50A	HAINES A82		5			0.0
			367-744-202	DIS	1B		M	1:00- 1:50P	DODD 162		5			0.0
			367-744-203	DIS	1C		M	3:00- 3:50P	DODD 154		5			0.0
			367-744-204	DIS	1D		W	10:00-10:50A	LAKRETZ 100		5			0.0
			367-744-205	DIS	1E		W	12:00-12:50P	HAINES A82		5			0.0
			367-744-206	DIS	1F		W	1:00- 1:50P	BUNCHE 3150		5			0.0
185	GENDER&SUSTAINABLY	N	367-810-200	LEC	1		W	1:00- 3:50P	BUNCHE 2174	HEILIGER, E.M.	15	30		4.0
			RESTRIC: WOMEN'S STUDIES MAJORS/MINORS											
	Women's Studies 185, lecture 1: Gender and Sustainability													
	WOMEN&GENDER-CARIBN	N	367-810-201	LEC	2		TR	12:30- 1:45P	HAINES 110	FINCH, A.	15	30		4.0
	Women's Studies 185, lecture 2: Women and Gender in Caribbean													
187	SENIOR RESEARCH SEM	Y	367-823-200	SEM	1		T	9:00-11:50A	PUB AFF 2292	EILERAAS, K.A.	15	30	G	4.0
			RESTRIC: DEPARTMENT CONSENT											
			367-823-201	SEM	2		R	2:00- 4:50P	MS 5138	WARD, A.E.	15	30	G	4.0
			RESTRIC: DEPARTMENT CONSENT											
204	CURRENT RESEARCH	N	767-024-200	SEM	1		VAR			LITTLETON, C.A.	30	30	SU	1.0
			RESTRIC: GRADUATE STUDENTS											
205	GENDER&POL-INFORMTN	N	767-030-200	SEM	1		R	11:00- 1:50P	BOELTER 5514	TRAWEEK, S.J.	15	30	G	4.0
285	SPECIAL TOPICS	N	767-510-200	LEC	1		R	10:00-12:50P	ROLFE 3106	BOUTAGHOU, F.M.	10	30	G	4.0
			RESTRIC: WOMEN'S STUDIES GRAD STUDENTS											
	Women's Studies 285, seminar 1:													
			767-510-201	LEC	2		M	2:00- 4:50P	HAINES 110	THE STAFF	20	30	G	4.0
			RESTRIC: GRADUATE STUDENTS											
	Women's Studies 285, seminar 2:													
375	TCHNG APRNTC PRCTCM	N	767-620-200	SEM	1		VAR			DE, E.N.	3	30	SU	1.0- 4.0
			RESTRIC: WOMEN'S STUDIES GRAD STUDENTS											
495	FEMINIST PEDAGOGY	N	767-790-200	SEM	1		W	2:00- 3:50P	HAINES 110	MARCHANT, E.A.	15	30	SU	2.0
			RESTRIC: WOMEN'S STUDIES GRAD STUDENTS											

CATALOG NUMBER	COURSE TITLE	ENF REQ IM	ID NUMBER	CLS TYP	SEC	FEE	DAYS	TIME	BUILDING/ ROOM	INSTRUCTOR	ENRL CAP	XC	CR TP	UNITS
WORLD ARTS AND CULTURES														
WAC 2B thru 47 are limited to majors until February 27, 2009. At that time, enrollment will be opened to nonmajors, space permitting. WAC 56 thru 65 (intermediate movement classes), C106A thru C115 (advanced movement classes), and C406A thru C415 (advanced graduate movement classes) are by instructor consent. Auditions on the first day of class determine enrollment.														
2B	CHRLDRS&SOCL ACTVSM	N	359-008-200	SEM 1			TR	1:00- 2:50P	KAUFMAN 153	REASE-MILES, L.	20	30	G	5.0
RESTRIC: DANCE,DANCE/MVMNT,WAC,CLTR&PRFRMNC														
World Arts 2B, seminar 1: Cheerleaders and Social Activism														
10	TAI CHI CHUAN PRNCP	N	359-031-200	STU 1			MW	8:30- 9:50A	KAUFMAN 1000	TSOU, J.C.	25	30		2.0
RESTRIC: DANCE,DANCE/MVMNT,WAC,CLTR&PRFRMNC														
World Arts 10, studio 1: Tai Chi Chuan Principles and Their Application in Martial Arts and Meditational Exercise														
11	BEG BHARATA NATYAM	N	359-032-200	STU 1			MW	12:30- 1:50P	KAUFMAN 214	PRAKASH, V.	25	30		2.0
RESTRIC: DANCE,DANCE/MVMNT,WAC,CLTR&PRFRMNC														
World Arts 11, studio 1: Beginning Dance of India: Bharata Natyam														
21	FIELD-BASED RESRCH	N	359-063-200	LEC 1			MW	2:00- 3:20P	KAUFMAN 101	SHORTER, D.D.	40	30		5.0
RESTRIC: DANCE,DANCE/MVMNT,WAC,CLTR&PRFRMNC														
24	WRLD ARTS/LCL LIVES	N	359-072-200	LEC 1			MW	10:00-11:50A	KAUFMAN 153	ROBERTS, M.N.	20	03		5.0
RESTRIC: DANCE,DANCE/MVMNT,WAC,CLTR&PRFRMNC														
47	WORLD DANCE HIST	N	-----	LEC 1			MW	12:00- 1:50P	KAUFMAN 101	O'SHEA, J.M.	40	05		5.0
RESTRIC: DANCE,DANCE/MVMNT,WAC,CLTR&PRFRMNC														
		N	359-141-201	DIS 1A			F	11:00-11:50A	KAUFMAN 153		20			0.0
RESTRIC: DANCE,DANCE/MVMNT,WAC,CLTR&PRFRMNC														
		N	359-141-202	DIS 1B			F	12:00-12:50P	KAUFMAN 153		20			0.0
RESTRIC: DANCE,DANCE/MVMNT,WAC,CLTR&PRFRMNC														
56	INTM W AFRICN DANCE	N	359-168-200	STU 1			MW	2:30- 3:50P	KAUFMAN 1000	TARPAGA, P.F.	25	30		2.0
RESTRIC: INSTRUCTOR CONSENT														
World Arts 56, studio 1: Intermediate West African Dance														
59	INTERMED TAP DANCE	N	359-177-200	STU 1			TR	1:30- 2:50P	KAUFMAN 208	DALLY, L.M.	25	30		2.0
RESTRIC: INSTRUCTOR CONSENT														
World Arts 59, studio 1: Intermediate Tap Dance														
	INTERMED HIP HOP	N	359-177-201	STU 2			MW	10:30-11:50A	KAUFMAN 1000	HARRIS, L.R.	25	30		2.0
RESTRIC: INSTRUCTOR CONSENT														
World Arts 59, studio 2: Intermediate Hip-Hop														
61	VINYASA FLOW YOGA	N	359-183-200	STU 1			TR	10:00-11:50A	KAUFMAN 214	SHAH, K.P.	25	30		2.0
RESTRIC: INSTRUCTOR CONSENT														
World Arts 61, studio 1: Intermediate Vinyasa Flow Yoga: Consciousness in Motion														
65	INT MOD/PSTMOD DNCE	N	359-195-200	STU 1			TR	3:00- 4:50P	KAUFMAN 214	CHRISTOPHER, H.E.	25	30		2.0
RESTRIC: INSTRUCTOR CONSENT														
67A	DNCE COMP-LANGUAGES	Y	359-202-200	SEM 1			TR	10:00-11:50A	KAUFMAN 208	FROOT, D.Z.	20	13		4.0
RESTRIC: DANCE,DANCE/MVMNT,WAC,CLTR&PRFRMNC														
70	PRODUCTN PRACTICUM	N	359-212-200	LEC 1			F	12:00- 1:20P	KAUFMAN 208	HOLGUIN, G.	20	30	PN	2.0
RESTRIC: DANCE,DANCE/MVMNT,WAC,CLTR&PRFRMNC														
78	PRIVATE INSTR-WAC	N	359-231-200	STU 1			UNSCHE			LEUNG, A.S.	20	30	PN	2.0- 4.0
RESTRIC: INSTRUCTOR CONSENT														
85	SOPHOMORE PROPOSAL	N	359-255-200	LEC 1			F	9:00- 9:50A	KAUFMAN 153	LEUNG, A.S.	15	03	PN	1.0
RESTRIC: DANCE,DANCE/MVMNT,WAC,CLTR&PRFRMNC														
C106A	ADV W AFRICAN DANCE	N	359-339-200	STU 1			MW	4:30- 5:50P	KAUFMAN 1000	TARPAGA, P.F.	20	30		2.0
RESTRIC: INSTRUCTOR CONSENT														
World Arts C106A, studio 1: Advanced West African Dance														
C109A	ADVANCED TAP DANCE	N	359-355-200	STU 1			TR	3:30- 4:50P	KAUFMAN 208	DALLY, L.M.	25	30		2.0
RESTRIC: INSTRUCTOR CONSENT														
World Arts C109A, studio 1: Advanced Rhythm Tap Dance														
	ADVANCED HIP HOP	N	359-355-202	STU 2			MW	12:30- 1:50P	KAUFMAN 1000	HARRIS, L.R.	25	30		2.0
RESTRIC: INSTRUCTOR CONSENT														
World Arts C109A, studio 2: Advanced Hip-Hop														
112B	DANCE IN SE ASIA	N	359-373-200	LEC 1			TR	9:00-10:50A	KAUFMAN 101	MITOMA, J.M.	30	30		4.0
C113A	ADVANCED BALLET	N	359-377-200	STU 1			TR	10:00-11:50A	KAUFMAN 230	WEIREN, H.	20	30		2.0
RESTRIC: INSTRUCTOR CONSENT														
World Arts C113A, studio 1: Advanced Ballet														
C115	ADV MOD/PSTMOD DNCE	Y	359-391-200	STU 1			MWF	10:00-11:50A	KAUFMAN 214	YU, C.	20	03		2.0
RESTRIC: INSTRUCTOR CONSENT														
117A	DNCE CMPSTN-LOCATNS	Y	359-403-200	SEM 1			MW	4:00- 5:50P	KAUFMAN 214	ROUSSEVE, D.J.	20	30		4.0
RESTRIC: DANCE,DANCE/MVMNT,WAC,CLTR&PRFRMNC														
120	IMMGRTN&VISUAL ARTS	N	359-422-201	LEC 1			TR	3:00- 4:50P	KAUFMAN 101	SHADDUCK-HERNANDEZ	30	30		4.0
World Arts 120, lecture 1: Immigration and Visual Arts														
133	AMAZONIAN TEXTILES	N	359-499-200	LEC 1			W	9:00-11:50A	FOWLER 2450	MEKLER, A.	20	30		4.0
World Arts 133, lecture 1: Textiles of World: Amazonia														
C139	VODOU AND SANTERIA	N	359-534-201	LEC 1			TR	1:00- 2:50P	KAUFMAN 101	COSENTINO, D.J.	40	15		4.0
C142	MYTH & MAGIC & MIND	N	359-553-200	LEC 1			MW	10:00-11:50A	KAUFMAN 101	SHORTER, D.D.	30	30		4.0
C148	DANCE-HEALNG&THERPY	N	359-589-200	LEC 1			TR	1:00- 2:50P	KAUFMAN 230	DOSAMANTES-BEAUDRY	15	30	G	4.0
RESTRIC: INSTRUCTOR CONSENT														
160	PILATES FUNDAMENTLS	N	359-663-200	LEC 1			TR	1:00- 2:50P	KAUFMAN 214	GILLESPIE, M.S.	25	30		4.0
RESTRIC: DANCE,DANCE/MVMNT,WAC,CLTR&PRFRMNC														
World Arts 160, lecture 1: Dynamic Alignment and Pilates Fundamentals														
170	ADVANCED PRODUCTION	Y	359-720-200	LAB 1			F	12:00- 1:20P	KAUFMAN 208	HOLGUIN, G.	10	30	PN	1.0
RESTRIC: INSTRUCTOR CONSENT														
174A	PROJECTS IN WAC	N	359-747-201	LAB 1			TBA		KAUFMAN		20	30		2.0
RESTRIC: INSTRUCTOR CONSENT														
World Arts 174A, lab 1:														
174B	PROJECTS IN WAC	N	359-748-200	LAB 1			TR	3:00- 4:50P	KAUFMAN 1000	HARRIS, L.R.	20	30		4.0
RESTRIC: DANCE,DANCE/MVMNT,WAC,CLTR&PRFRMNC														
178	ADV PRIVT INSTR-WAC	N	359-768-200	STU 1			UNSCHE			LEUNG, A.S.	10	30	PN	2.0- 8.0
RESTRIC: INSTRUCTOR CONSENT														
C180	VIDEO PRODUCTN-ARTS	N	359-779-200	LAB 1			MW	2:00- 3:50P	KAUFMAN 145	SHAW, R.M.	15	07	G	4.0
RESTRIC: DANCE,DANCE/MVMNT,WAC,CLTR&PRFRMNC														
World Arts C180, lab 1:														
186B	SENIOR HONORS PROJ	Y	359-819-200	LEC 1			MW	2:00- 3:50P	KAUFMAN 200	MARKS, V.E.	20	30	G	5.0
RESTRIC: INSTRUCTOR CONSENT														
202	ETHNGRPHY-PERFRMNC	N	759-012-200	SEM 1			R	9:00-11:50A	KAUFMAN 153	NABOKOV, P.	15	30		4.0
RESTRIC: WAC,DANCE,DANCE/MVMNT,CLTR&PRFR GRAD														
204	BODY	N	759-024-200	SEM 1			T	9:00-11:50A	KAUFMAN 153	O'SHEA, J.M.	15	30		4.0
RESTRIC: WAC,DANCE,DANCE/MVMNT,CLTR&PRFR GRAD														
206	FOLKLORE SEMINAR	N	759-036-201	SEM 1			W	3:00- 5:50P	KAUFMAN 153	COSENTINO, D.J.	10	09		4.0
RESTRIC: GRADUATE STUDENTS														
World Arts 206, seminar 1: Fiction/Fieldwork														

CATALOG NUMBER	COURSE TITLE	ENF REQ IM	ID NUMBER	CLS TYP	SEC	FEE	DAYS	TIME	BUILDING/ ROOM	INSTRUCTOR	ENRL CAP	XC	CR TP	UNITS
211C	ADV CHOREOGRAPHY	N	759-068-200	STU 1			MW	12:00- 1:50P	KAUFMAN 208	FROOT, D.Z.	15	05		4.0
220	CULTURE&PERFORMANCE	N	759-121-201	SEM 1			TR	3:00- 4:50P	KAUFMAN 101	SHADDUCK-HERNANDEZ	5	30		4.0
	World Arts 220, seminar 1: Immigration and Visual Arts													
			759-121-202	SEM 2			R	3:00- 5:50P	KAUFMAN 153	ROBERTS, M.N.	15	30		4.0
	World Arts 220, seminar 2: Arts of Memory													
			759-121-203	SEM 3			M	3:00- 5:50P	KAUFMAN 153	ROBERTS, A.F.	15	30		4.0
	World Arts 220, seminar 3: Ethnographic Surrealism Revisited													
C239	VODOU AND SANTERIA	N	759-234-201	LEC 1			TR	1:00- 2:50P	KAUFMAN 101	COSENTINO, D.J.	10	15		4.0
C242	MYTH & MAGIC & MIND	N	759-252-200	LEC 1			MW	10:00-11:50A	KAUFMAN 101	SHORTER, D.D.	10	30		4.0
C248	DANCE-HEALNG&THERPY	N	759-288-200	LEC 1			TR	1:00- 2:50P	KAUFMAN 230	DOSAMANTES-BEAUDRY	5	30	G	4.0
C280	VIDEO PRODUCTN-ARTS	N	759-482-200	LAB 1			MW	2:00- 3:50P	KAUFMAN 145	SHAW, R.M.	5	07	G	4.0
	World Arts C280, lab 1:													
375	TCHNG APRNTC PRCTCM	N	759-620-201	SEM 1				UNSCHE		COSENTINO, D.J.	2	30	SU	1.0- 4.0
400	DRCTD PRFSNL ACTVTY	N	759-600-200	LEC 1				VAR			5	30	SU	2.0- 8.0
C406A	ADV WAP-SUB SHR AFR	N	759-612-200	STU 1			MW	4:30- 5:50P	KAUFMAN 1000	TARPAGA, P.F.	10	30		2.0
	World Arts C406A, studio 1: Advanced West African Dance													
C409A	ADV WAP-N AMERICA	N	759-621-200	STU 1			TR	3:30- 4:50P	KAUFMAN 208	DALLY, L.M.	5	30		2.0
	World Arts C409A, studio 1: Advanced Rhythm Tap Dance													
			759-621-202	STU 2			MW	12:30- 1:50P	KAUFMAN 1000	HARRIS, L.R.	5	30		2.0
	World Arts C409A, studio 2: Advanced Hip-Hop													
C413A	ADV WAP-EUROPE	N	759-626-200	STU 1			TR	10:00-11:50A	KAUFMAN 230	WEIREN, H.	10	30		2.0
	World Arts C413A, studio 1: Advanced Ballet													
C415	ADV MOD/PSTMOD DNCE	N	759-630-200	STU 1			MWF	10:00-11:50A	KAUFMAN 214	YU, C.	10	03		2.0
441	DANCE PRDCTN PRCTCM	N	759-682-200	LAB 1				TRF MW MW TR F 2:30- 6:00P		YU, C.	0	30	SU	2.0- 4.0
			759-682-201	LAB 2				F 10:00-10:50A MW 8:00-10:00A M 12:00- 3:00P TR 12:00- 1:00P TF 3:00- 6:00P W 12:00- 3:00P		ROUSSEVE, D.J.	5	30	SU	2.0- 4.0
			759-682-202	LAB 3				TF 8:00- 6:00P MWR 8:00- 3:00P R 3:00- 6:00P		LEUNG, A.S.	5	30	SU	2.0- 4.0
			759-682-203	LAB 4				VAR		MARKS, V.E.	5	30	SU	2.0- 4.0
478	ADV PRIV INSTR-WAC	N	759-747-201	STU 1				UNSCHE		LEUNG, A.S.	10	30	SU	2.0- 8.0
490	CHOREOG&PERFORMANCE	N	759-780-201	TUT 1				VAR		YU, C.	10	30		2.0- 8.0
			759-780-202	TUT 2				VAR		ROUSSEVE, D.J.	5	30		2.0- 8.0
			759-780-203	TUT 3				VAR		LEUNG, A.S.	3	30		2.0- 8.0
			759-780-204	TUT 4				VAR		MARKS, V.E.	5	30		2.0- 8.0
			759-780-205	TUT 5				VAR			5	30		2.0- 8.0
495	TEACHER PREPARATION	N	759-790-201	SEM 1				F 1:30- 2:50P	KAUFMAN 153	SAN JUAN, C.D.	20	07	SU	2.0
498	PRFSNL INTERN-DANCE	N	759-794-200	SEM 1				VAR		LEUNG, A.S.	10	30		4.0-12.0

Index

A

absence
graduate leave of, 8, 38
undergraduate one-term, 38

academic
counseling, 48
policies, 38
transcript, 30

Academic Advancement Program (AAP), 48

accident and injury, 56

address
changes, 6
e-mail, Bruin Alert, 27

admission policies, 38

alternate examination dates, policy on, 65

Arts and Architecture, School of the
counseling, 48
degree checks, 39
honors, 40
study list limits, 20

Ashe Student Health and Wellness
Center, 6, 31

ASK peer counselors, 48

attendance, class, 55

auditing classes, 55

B

bank loans and electronic processing, 15

BAR account, 14

billing, 14

billing statement, see BAR

Bruin Alert, 27

Bruin OnLine (BOL), 27

BruinCard, 31

BruinDirect, 14, 15

buildings, names and abbreviations of, 64

C

calendar, 4–5

campus computer laboratories, 27

cancellation of registration, 8

candidacy, declaration of, 39

candidate, current-term degree, 19

Career Center, 31

Catalog, UCLA General, 34, 58

Center for American Politics and Public
Policy, 42

Center for Community Learning, 42

Center for Student Programming, 31

Center for Women and Men, 32, 59

changing grading basis, 23

civic engagement
minor, 42
Quarter in Washington, 42
University of California Center
Sacramento, 42

class
attendance, 55
level, 19, 41
listings, 62
notes, 55

classes, auditing, 55

collegium of university teaching fellows
seminars, 43

commuter services, 33

computer
campus laboratories, 27
Disabilities and Computing Program, 32
online directory, 28
wireless access, 27

concurrent enrollment, 24

contract courses, 20

copyright, student, 58

counseling, academic 48
AAP peer, 48
Academic Advancement Program, 48
ASK peer counselors, 48
counseling directory, 48
graduate mentor program, 48
Letters and Science services, 48

Counseling and Psychological Services, 33

course
listing format, 62
materials fees, 13
materials, 34
online listings, 62
textbooks, 34

credit, transfer, 39

cross-enrollment, intersegmental, 24

Cultural and Recreational Affairs, 32

current-term degree candidate, 19

D

Dashew International Center for Students
and Scholars, 32

Dean of Students, 32

debt management session/exam, 16

declaration of candidacy, 39

declaring non-attendance, 6

degree
audits, final, and graduation, 40
checks, 39
current-term candidate, 19
policies, 39
undergraduate, 39

Degree Progress Report (DPR), 39

diplomas, 41

directory
academic counseling, 48
online campus, 28
registrar's services, 35
student services, 36

disabilities
access to Bruin OnLine for persons
with, 27
Office for Students with, 33

Disabilities and Computing Program, 32

disclaimer, fee, 14

disclosure of student records, 55

distance learning
less commonly taught languages, 44
UCLA courses, 44

doctoral candidates
reduced nonresident tuition for, 7, 38

drop procedures
impacted courses, 22
nonimpacted courses, 22

E

earthquake, 56

eBill, 14

educational tax benefits, 17

electronic mailing lists, 27

emergencies, 56
accident, earthquake, fire, hazardous
spill, injury

enforced requisites, 20

Engineering and Applied Science, School of
contract course enrollment, 21
counseling, 48
degree checks, 39
honors, 40
study list limits, 20

enrollment, 19
appointments, 19, 25
concurrent, 24
contract courses (special studies), 20
cross, 24
graduate student one-pass system, 20
intersegmental, 24
restricted classes, 20
simultaneous UC, 24
undergraduate two-pass system, 19
URSA, 19

establishing residence for tuition
purposes, 30

examination policies, 56, 65

examinations, final, 65

exemptions, nonresident tuition, 7

exit interview, loan, 17

extramural support, 17

F

Family Educational Rights and Privacy Act
(FERPA), 30, 40, 55

Federal Family Educational Loan Program
(FFELP), 15, 16

fee deferrals, 8, 17

fees
course materials, 13
deferrals, 8, 17
descriptions, 6
disclaimer, 6, 14
filing, 38
Instructional Enhancement Initiative, 13,
28
late payment, 7
materials, 13
miscellaneous, 12–13
nonresident tuition exemptions, 7
paying, 6, 14
reduced fee programs, 7
Registrar's Office, 31
remissions, 17
Spring 2009, 10–12
student health insurance plan (SHIP), 6
transcript, 31
waiver requests, 7

final degree audits and graduation, 40

final examinations
alternate dates, policy on, 57, 65
charts, 65

policies, 57, 65
 financial aid
 distribution through BAR, 15
 online services, 15
 sponsored student information, 18
 Financial Aid Office, 15
 financial support, 15
 fire, 56

G

General Catalog, 34, 58
 grading basis, changing, 23
 graduate
 class levels, 41
 extramural support, 17
 filing fees, 38
 leave of absence, 38
 one-pass enrollment system, 20
 readmission, 38
 reduced fee programs, 7
 registration, 38
 student enrollment, 20
 graduate mentor counseling program, 48
 Graduate Student Support Office, 17
 graduation
 final degree audits and, 40
 in absentia, 39
 tips for seniors, 40

H

harassment, 57
 complaint resolution, 57, 58
 hazardous spill, 56
 health insurance plan, student (SHIP), 6, 8
 health service, student, 31
 hepatitis B vaccine requirement, 19
 holds, 7
 homepage, UCLA, 28
 honors, 40
 letters and science courses and
 programs, 48
 Hope Scholarship Tax Credit, 17
 housing services, 32

I

impacted courses, 20
 in absentia graduation, 39
 Instructional Enhancement Initiative, 13, 28
 insurance
 medical plan premiums, 17
 student health plan (SHIP), 6
 waiver, student health (SHIP), 6
 intercampus course offerings, 44
 intercampus visitor program, 24
 International Education Office, 32
 International Student Services, 32
 international students
 Dashew International Center for
 Students and Scholars, 32
 fees, 13
 filing fees, 38
 International Education Office, 32
 internships and service learning, 42
 intersegmental cross-enrollment, 24

L

late payment, 7
 late study list, 21, 22

legal services, student, 33
 Lesbian Gay Bisexual Transgender Campus
 Resource Center, 32
 Letters and Science
 counseling services, 48
 honors programs, 48
 study list limits, 20
 Letters and Science, College of
 counseling, 48
 degree checks, 39
 honors, 40
 library, 32
 electronic resources, 29
 Lifetime Learning Credit, 17
 listservs, 27
 Loan Services Office, 16
 loans
 interest deduction, 17
 short-term, 17

M

master's degrees, 40
 medical insurance plan premiums, 17
 mental health services, student, 33
 minors, 39
 miscellaneous fees, 12–13
 MyUCLA, 28

N

name change, 30
 newsgroups, 28
 non-attendance, 6
 nondiscrimination, 58
 nonresident tuition
 exemptions, 7
 notices, official, 55
 Nursing, School of
 contract course enrollment, 21
 counseling, 48
 degree checks, 39
 honors, 40

O

Office for Students with Disabilities, 33
 Office of Ombuds Services, 33
 official notices, 55
 official publications, 58
 official transcripts, 30
 ombuds services, 33
 online directory, 28
 online services
 Bruin OnLine (BOL), 27
 computer laboratories, 27
 electronic mailing lists (listservs), 27
 instructional enhancement, 28
 library electronic resources, 29
 MyUCLA, 28
 newsgroups, 28
 online directory, 28
 Student Technology Center, 28
 UCLA homepage, 28

P

parking
 and commuter services, 33
 permits, 33
 paying fees, 6, 14
 payment methods, 14

peer counseling, 48
 petition
 for residence classification, 30
 plagiarism, 58
 policies
 academic, 38
 admission, 38
 alternate examination dates, 65
 cell phones and pagers, 55
 degree, 39
 examination, 56
 final examination, 65
 honors, 40
 returned check, 14
 student conduct, 59
 privacy release, disclosure of student
 records, 56
 psychological services, student, 33
 publications, official, 58

Q

Quarter in Washington Program, 42

R

readmission
 graduate, 38
 undergraduate, 38
 record, closure of student, 41
 records, disclosure of student, 55
 reduced fee programs, 7
 reduced nonresident tuition, 38
 refunds, 8
 Registrar's Office
 services directory, 35
 services, 30
 registration, 6
 cancellation, 8
 graduate, 38
 student responsibilities, 6
 residence
 establishing for tuition purposes, 7, 30
 petition for classification, 30
 residence for tuition purposes, 30
 returned check policy, 14

S

Sacramento, University of California
 Center, 42
 satisfactory progress (for financial aid), 16
 schedule format at a glance, 62
 Schedule of Classes
 online, 62
 PDF, 62
 updated listings, 19
 scholarships
 Scholarship Resource Center, 16
 undergraduate, 15
 services
 Ashe Student Health and Wellness
 Center, 31
 Bruin OnLine (BOL), 27
 BruinCard, 31
 Career Center, 31
 Center for Student Programming, 31
 Center for Women and Men, 32
 College Academic Counseling, 48
 computer laboratories, 27
 Counseling and Psychological

Services, 33
 Cultural and Recreational Affairs, 32
 Dean of Students, 32
 directory, 36
 housing, 32
 international students, 32
 Lesbian Gay Bisexual Transgender
 Campus Resource Center, 32
 Letters and ScienceL: College Academic
 Counseling, 48
 libraries, 32
 map, 37
 mental health, 33
 Office for Students with Disabilities, 33
 Office of Ombuds Services, 33
 parking and commuter, 33
 psychological, 33
 Registrar's Office, 30, 35
 student health 31
 Student Legal Services, 33
 textbooks and course materials, 34
 veterans affairs, 32
 Veterans Resource Office, 32
 Sexual Assault and Sexual Misconduct, 59
 short-term loans, 17
 simultaneous UC enrollment, 24
 sponsored student information, 18
 Spring 2009
 class listings, 66
 fees, 10–12
 final examinations, 65
 Store, UCLA, 34, 58
 student
 conduct policies, 59
 loan interest deduction, 17
 plagiarism and copyright, 58
 record, closure of, 41
 records, disclosure of, 55
 services directory, 36

services, 30
 student health insurance plan (SHIP), 6
 waiver, 6
 student health insurance plan, 8
 Student Legal Services, 33
 Student Programming, Center for, 31
 Student Psychological Services, 33
 Student Technology Center, 28
 study list
 changes, 21, 22
 late, 21, 22
 limits, 20
 official, 21

T

tax benefits, educational, 17
 textbooks and course materials, 34
 Theater, Film, and Television, School of
 contract course enrollment, 21
 counseling, 48
 degree checks, 39
 honors, 40
 study list limits, 20
 tips for graduating seniors, 40
 transcripts
 academic, 30, 41
 official, 30
 verification, 30
 transfer credit, 39
 tuition
 establishing residence for tuition
 purposes, 30
 nonresident, 7
 nonresident reduced for doctoral
 candidates, 7, 38

U

UCLA homepage, 28
 UCLA Store, 34, 58

undergraduate
 class levels, 41
 degrees, 39
 readmission, 38
 reduced fee programs, 7
 registration, 6
 study list changes, 21
 two-pass enrollment system, 19
 university building names, 64
 university employees, reduced fee
 programs, 7
 University of California Center Sacramento
 (UCCS), 42
 URSA, 26
 eBill, 14
 enrollment appointment times, 25
 enrollment, 19
 study list changes on, 21

V

verification transcript, 30
 veterans
 affairs, Registrar's Office, 35
 resource office, 32, 36
 visitor program, intercampus, 24

W

wait lists, 20
 waiver
 fee waiver requests, 7
 SHIP, 6
 Washington, DC, Quarter in, 42
 wireless Internet access, 27
 withdrawal, 8, 16
 Women and Men, Center for, 32
 writing II courses, 45