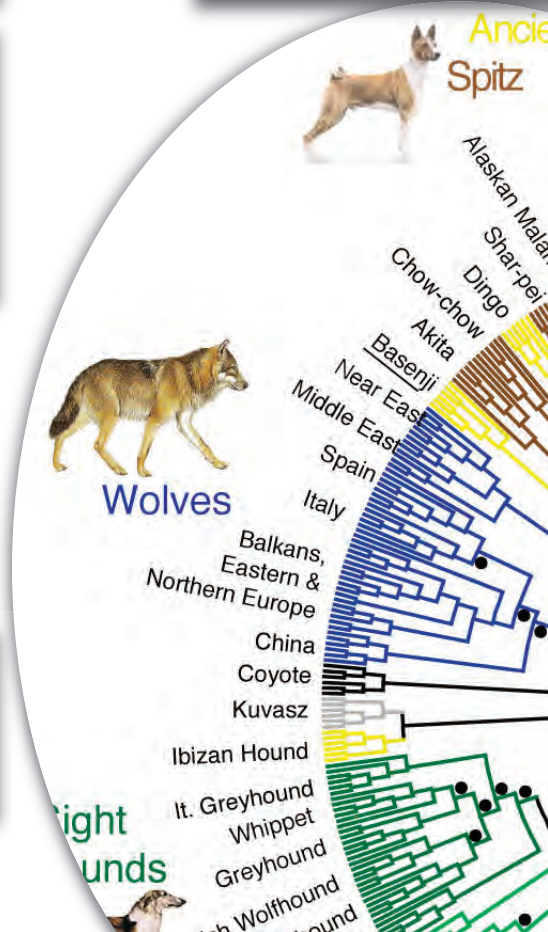





# UCLA Schedule of Classes Annual 2010-11



# What's New?

---

## **New Name for Registration Fee: Student Services Fee**

In May, the Regents approved revisions to the University of California Student Fee Policy that included changing the name of the University Registration Fee to the Student Services Fee. The revised policy establishes a return-to-aid component for future increases and expands the role of students in setting the fee level. See <http://www.universityofcalifornia.edu/regents/policies/3101.html> for details of the amended policy.

## **GE Cluster Re-uniting and Additional GE Credit**

The Academic Senate reviewed the workload in GE Cluster courses and approved an increase in unit value for each course to 6 units from the present 5 units. This increases the total unit value of the year-long sequence from 15 units to 18 units. In addition, a fourth GE credit will be given to students who complete the entire 3-quarter cluster sequence.

## **New European Studies Minor**

The new European Studies minor focuses on an interdisciplinary curriculum that offers students a modern, pan-European study of the region. The minor covers European transformation in the post-Cold War period including the rise and expansion of the European Union, its social model, and its role in a globalized world economy. The minor would be a strong complement to majors such as literature, anthropology, history, political science, or sociology.

## **International Development Studies: B.A. Suspension Lifted**

The Undergraduate Council approved revisions to the International Development Studies IDP curriculum, including a proposal for a new pre-major. Admission to the major reopens in Fall 2010. See <http://www.international.ucla.edu/idps/ids/> for application information.

## **Economics/International Area: B.A. Admissions Suspended**

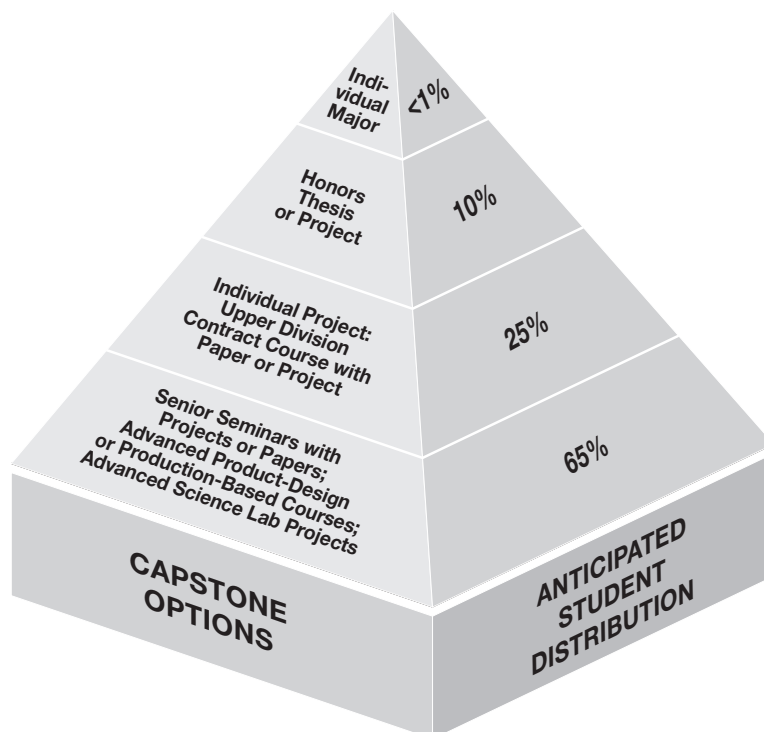
Effective Spring 2010, admission to the Economics/International Area Studies major is suspended. Current students who have declared the major can continue in the major. Current students who have made substantial progress in the pre-major have until the end of Fall Quarter 2010 to complete all pre-major requirements. Incoming Fall 2010 transfer students can continue in the major if they were admitted under the Economics/international Studies pre-major.

## **Name Change for Institute of the Environment**

In recognition of its changing focus, the Institute for the Environment has changed its name to the Institute of the Environment and Sustainability. The name change reflects the rapidly increasing importance of sustainability science in the academic, policy, and commerce spheres as well as the fact that the Institute has become a major center of sustainability research education and outreach activities. The names of the major and minor remain the same.

## Capstone Majors

Capstone majors provide students with the opportunity to demonstrate mastery and integration of knowledge and learned abilities in an active context within a discipline. Capstones engage a student's individual creativity, research abilities, artistic or critical proficiency, personal reflection, and/or capacity for teamwork. Capstones range from yearlong sequences of courses or tutorials to a single seminar, and from honors theses to comprehensive seminar projects or internships. They may be based in tutorials, laboratories, advanced courses, or seminars, and may include either individual or team-based projects. Capstone majors are designed to be the culmination of a UCLA undergraduate experience. So far, 34 majors have revised their curricula and have been designated capstone majors.



### Capstone Majors List

---

|  |   |
|--|---|
| Aerospace Engineering B.S.             | Geology/Engineering Geology B.S.                  |
| Art B.A.                               | Global Studies B.A.                               |
| Bioengineering B.S.                    | Greek B.A.  |
| Chemical Engineering B.S.              | Greek and Latin B.A.                              |
| Civil Engineering B.S.                 | History B.A.                                      |
| Classical Civilization B.A.            | Latin B.A.  |
| Individual Field of Concentration B.A. | Marine Biology B.S.                               |
| Individual Field of Concentration B.S. | Materials Engineering B.S.                        |
| Computer Science B.S.                  | Mathematics/Atmospheric and Oceanic Sciences B.S. |
| Computer Science and Engineering B.S.  | Mechanical Engineering B.S.                       |
| Ecology, Behavior, and Evolution B.S.  | Music B.A.  |
| Electrical Engineering B.S.            | Music History B.A.                                |
| Environmental Science B.S.             | Neuroscience B.S.                                 |
| Ethnomusicology B.A.                   | Nursing (Generic) B.S.                            |
| European Studies B.A.                  | Spanish and Community and Culture B.A.            |
| Film and Television B.A.               | Statistics B.S.                                   |
| Geology B.S.                           | Theater B.A.                                      |

# Contents

|   |           |  |            |
|---|-----------|--|------------|
| <b>What's New?</b> .....                      | <b>2</b>  | Other Student Services .....                                   | <b>33</b>  |
| <b>Contents</b> .....                         | <b>4</b>  | Arthur Ashe Student Health and Wellness Center                 |            |
| <b>Calendar</b> .....                         | <b>5</b>  | BruinCard  |            |
| <b>Registration</b> .....                     | <b>7</b>  | Bruin Resource Center  |            |
| Student Responsibilities .....                | 7         | Career Center  |            |
| Declaring Nonattendance .....                 | 7         | Center for Student Programming                                 |            |
| Fee Disclaimer .....                          | 7         | Cultural and Recreational Affairs                              |            |
| Fee Descriptions .....                        | 7         | Dean of Students   |            |
| Paying Fees .....                             | 7         | Disabilities and Computing Program                             |            |
| Registration Confirmation                     |           | Housing Services   |            |
| Student Health Insurance Plan                 |           | International Student Services                                 |            |
| Nonresident Tuition Exemptions .....          | 8         | Lesbian Gay Bisexual Transgender Campus Resource Ctr           |            |
| Reduced Fee Programs .....                    | 8         | Libraries  |            |
| Late Payment .....                            | 8         | Mental Health Services   |            |
| Fee Waiver Requests .....                     | 8         | Office for Students with Disabilities                          |            |
| Holds   |           | Office of Ombuds Services                                      |            |
| Refunds and Reductions .....                  | 9         | Parking and Commuter Services                                  |            |
| Fall 2010 Fee Charts .....                    | 10        | Student Legal Services   |            |
| Miscellaneous Fees .....                      | 14        | UCLA Store: Textbooks and Course Materials                     |            |
| <b>Billing</b> .....                          | <b>16</b> | Registrar's Services Directory .....                           | <b>37</b>  |
| Fee Disclaimer .....                          | 16        | Student Services Directory .....                               | <b>38</b>  |
| BAR Accounts and Charges .....                | 16        | Student Services Map .....                                     | <b>39</b>  |
| Methods of Payment .....                      | 16        | <b>Academic Policies</b> .....                                 | <b>40</b>  |
| Medical Insurance Waivers .....               | 16        | Admission Policies .....                                       | 40         |
| <b>Financial Support</b> .....                | <b>17</b> | Undergraduate Readmission                                      |            |
| Financial Aid Office .....                    | 17        | Graduate Registration and Readmission                          |            |
| Loan Services Office .....                    | 18        | Degree Policies .....  | 41         |
| Graduate Student Support Office .....         | 19        | Undergraduate Degrees  |            |
| Educational Tax Benefits .....                | 20        | Honors   |            |
| Sponsored Student Information .....           | 20        | Tips For Graduating Seniors                                    |            |
| <b>Enrollment</b> .....                       | <b>22</b> | Master's Degrees   |            |
| Enrolling in Classes .....                    | 22        | Transcripts and Diplomas                                       |            |
| Hepatitis B Vaccine Requirement               |           | Closure of Student Record                                      |            |
| URSA Enrollment .....                         | 22        | Class Levels .....   | 43         |
| Enrollment Appointments .....                 | 22        | <b>Civic Engagement Opportunities</b> .....                    | <b>44</b>  |
| Undergraduate and Graduate Student Enrollment |           | UCLA Center for Community Learning .....                       | 44         |
| Study List Limits .....                       | 23        | Civic Engagement Minor   |            |
| Wait Lists .....                              | 23        | Internships and Service Learning                               |            |
| Enrollment in Restricted Classes .....        | 23        | University of California Center Sacramento                     |            |
| Enforced Requisites .....                     | 23        | Quarter in Washington, DC .....                                | 44         |
| Impacted Courses .....                        | 23        | <b>Collegium of University Teaching Fellows Seminars</b> ..... | <b>45</b>  |
| Enrollment in Contract Courses .....          | 23        | <b>Intercampus Course Offerings</b> .....                      | <b>46</b>  |
| Official Study Lists .....                    | 24        | Distance Learning at UCLA .....                                | 46         |
| Study List Changes on URSA .....              | 24        | Distance Learning for Less Commonly Taught Languages .....     | 46         |
| Undergraduate Study List Changes .....        | 24        | <b>Writing II Courses</b> .....                                | <b>47</b>  |
| Graduate Study List Changes .....             | 25        | <b>Academic Counseling</b> .....                               | <b>49</b>  |
| Late Study Lists .....                        | 25        | College Academic Counseling .....                              | 49         |
| Drop Procedures .....                         | 25        | Academic Counseling Directory .....                            | 49         |
| Changing Grading Basis .....                  | 26        | <b>Official Notices</b> .....                                  | <b>57</b>  |
| Special Programs Enrollment .....             | 27        | Auditing Classes .....   | 57         |
| Concurrent Enrollment                         |           | Cell Phone and Pager Policy .....                              | 57         |
| Intercampus Visitor Program                   |           | Class Attendance .....   | 57         |
| Simultaneous UC Enrollment                    |           | Class Notes .....  | 57         |
| Fall 2010 URSA Enrollment Appointments .....  | 28        | Disclosure of Student Records .....                            | 57         |
| <b>URSA</b> .....                             | <b>29</b> | Emergencies .....  | 58         |
| <b>UCLA Online</b> .....                      | <b>30</b> | Examination Policies .....                                     | 58         |
| BruinAlert .....                              | 30        | Harassment .....   | 59         |
| Bruin OnLine .....                            | 30        | Nondiscrimination .....  | 60         |
| Campus Computer Laboratories .....            | 30        | Official Publications .....                                    | 60         |
| Electronic Mailing Lists (Listservs) .....    | 30        | Plagiarism and Student Copyright .....                         | 60         |
| Instructional Enhancement Initiative .....    | 30        | Sexual Assault and Sexual Misconduct .....                     | 61         |
| MyUCLA .....                                  | 31        | Student Conduct Policies .....                                 | 61         |
| Newsgroups .....                              | 31        | <b>Class Listings</b> .....                                    | <b>64</b>  |
| Online Directory .....                        | 31        | Course Listing Format .....                                    | 64         |
| Student Technology Center .....               | 31        | Schedule Format at a Glance .....                              | 64         |
| UCLA Homepage .....                           | 31        | University Buildings .....                                     | 66         |
| UCLA Library Electronic Resources .....       | 31        | Fall 2010 Final Examinations .....                             | 67         |
| <b>Student Services</b> .....                 | <b>32</b> | Final Examination Policies .....                               | 67         |
| Registrar's Office Services .....             | 32        | Policy on Alternate Examination Dates .....                    | 67         |
| Establishing Residence for Tuition Purposes   |           | Fall 2010 Class Listings .....                                 | 68         |
| Name Change                                   |           | Tentative Winter 2011 Class Listings .....                     | 171        |
| Official Transcripts                          |           | Tentative Spring 2011 Class Listings .....                     | 178        |
| Veterans Affairs                              |           | <b>Index</b> .....   | <b>185</b> |

# Calendar

Students are responsible for observing the following dates and deadlines as published by the Registrar's Office. Anything submitted or requested as an exception to a published deadline is subject to a PENALTY fee. URSA enrollment deadlines end at midnight on the published date. The calendar below as well as academic calendars to the year 2016 are available online at <http://www.registrar.ucla.edu/calendar/>.

|  | Fall 2010                  | Winter 2011        | Spring 2011          |
|--|----------------------------|--------------------|----------------------|
| Filing period for undergraduate applications (file with UC Undergraduate Application Processing Service, P.O. Box 23460, Oakland CA 94623-0460)  | November 1-30, 2009        | —                  | —                    |
| Last day to file application for graduate admission or readmission with application fee, with Graduate Admissions/Student and Academic Affairs, 1255 Murphy Hall, UCLA, Los Angeles, CA 90024-1428 | Consult Department         | Consult Department | Consult Department   |
| Last day to file graduate change of major petitions with Graduate Division, 1255 Murphy Hall   | Consult Department         | Consult Department | Consult Department   |
| First day to obtain financial aid application (FAFSA) for 2010-11 academic year online at <a href="http://www.fafsa.ed.gov">http://www.fafsa.ed.gov</a>  | January 4, 2010            | —                  | —                    |
| Last day for continuing students to file 2010-11 undergraduate scholarship applications  | March 2                    | —                  | —                    |
| Priority filing deadline for financial aid application (FAFSA) for 2010-11 academic year   | March 2                    | —                  | —                    |
| <b>Schedule of Classes available online</b>  | <b>June 7</b>              | <b>October 25</b>  | <b>January 31</b>    |
| First day to obtain Student Parking Request forms at Parking Services or apply online  | June 8                     | September 24       | January 3            |
| First day for continuing students to check URSA at <a href="http://www.ursa.ucla.edu">http://www.ursa.ucla.edu</a> for assigned enrollment appointments  | June 9                     | October 26         | February 2           |
| Reentering students eligible to enroll begin to receive URSA notification letter at their mailing address  | June 11                    | October 29         | February 4           |
| <b>URSA enrollment Priority Pass appointments begin</b>  | <b>June 21</b>             | <b>November 10</b> | <b>February 14</b>   |
| URSA enrollment First Pass and Graduate Pass appointments begin  | June 24                    | November 15        | February 17          |
| URSA enrollment Second Pass appointments begin   | July 6                     | November 22        | February 25          |
| Last day to submit Student Parking Request for campus parking permit   | July 23                    | October 22         | January 21           |
| Last day to file Undergraduate Application for Readmission form at 1113 Murphy Hall (late applicants pay a late fee)   | August 13                  | November 2         | February 25          |
| Check URSA for registration fees assessment  | August 25                  | November 26        | February 25          |
| First day for issuing UCLA BruinCard to new and reentering students  | September 1                | December 1         | March 1              |
| Financial Aid disbursement   | September 13               | January 1, 2011    | March 18             |
| <b>REGISTRATION FEES PAYMENT DEADLINE</b>  | <b>September 20</b>        | <b>December 20</b> | <b>March 18</b>      |
| Last day to waive Student Health Insurance Plan (SHIP)   | September 20               | December 20        | March 18             |
| <b>QUARTER BEGINS</b>  | <b>September 20</b>        | <b>January 3</b>   | <b>March 28</b>      |
| <b>INSTRUCTION BEGINS</b>  | <b>September 23</b>        | <b>January 3</b>   | <b>March 28</b>      |
| Classes dropped if fee payment is not completed by 5 p.m.  | September 24               | January 14         | March 24             |
| LATE registration fees payment automatically assessed to students not paid   | September 27               | January 5          | March 28             |
| Orientation meetings on format for master's theses and doctoral dissertations (see the Theses and Dissertations Adviser, 21560 Young Research Library)   | September 30, October 1, 3 | January 6, 7, 9    | March 31, April 1, 3 |
| <b>LAST DAY (End of Second Week)</b>   | <b>October 8</b>           | <b>January 14</b>  | <b>April 8</b>       |
| 1. To DROP impacted courses  |                            |                    |                      |
| 2. To change Study List (add, drop courses) without fee through URSA   |                            |                    |                      |
| 3. To enroll in courses for credit without late Study List fee through URSA  |                            |                    |                      |
| 4. To check wait lists for courses through URSA  |                            |                    |                      |
| 5. To file advancement to candidacy petition for master's degree with major department   |                            |                    |                      |
| 6. To file graduate leaves of absence with Graduate Division, 1255 Murphy Hall   |                            |                    |                      |
| 7. To file undergraduate request for educational fee reduction with College or school  |                            |                    |                      |
| 8. To declare bachelor's degree candidacy for current term (with fee depending on units completed—see "Degree Policies" in the Academic Policies section for details)                              |                            |                    |                      |
| 9. For full refund on textbooks with UCLA Store receipt (exception made with proof of drop or withdrawal up to eighth week)  |                            |                    |                      |
| <b>LAST DAY (End of Third Week)</b>  | <b>October 15</b>          | <b>January 21</b>  | <b>April 15</b>      |
| 1. For all undergraduate and graduate students to ADD courses with per-course fee through URSA   |                            |                    |                      |
| 2. For undergraduate and graduate students to file Late Study List with fee  |                            |                    |                      |
| 3. Undergraduates approved for reduced educational fee are audited (must be enrolled in 10 units or less to be eligible for reduction) as of this date   |                            |                    |                      |

|  | Fall 2010   | Winter 2011                           | Spring 2011     |
|--|---|---------------------------------------|-----------------|
| <b>LAST DAY (End of Fourth Week)</b>   | <b>October 22</b>   | <b>January 28</b>                     | <b>April 22</b> |
| 1. For all undergraduates to DROP nonimpacted courses without a transcript notation (with per-transaction fee through URSA)  |   |                                       |                 |
| 2. Undergraduate course materials fees are assessed based on enrollment at end of fourth week (see "Miscellaneous Fees")   |   |                                       |                 |
| Summer Sessions enrollment begins for UCLA students only on URSA   |   | February 1                            |                 |
| Summer Sessions enrollment begins for all students on URSA   |   | March 1                               |                 |
| Last day to submit final drafts of dissertations to doctoral committee for degrees to be conferred in current term   | November 1  | February 7                            | May 2           |
| Last day for undergraduates to change grading basis (optional P/NP) with per-transaction fee through URSA  | November 5  | February 11                           | May 6           |
| <b>LAST DAY (End of Seventh Week)</b>  | <b>November 12</b>  | <b>February 18</b>                    | <b>May 13</b>   |
| For Letters and Science undergraduates to DROP nonimpacted courses with transcript notation and per-course fee through URSA  |   |                                       |                 |
| Summer Sessions Travel Study registration begins   | November 15   |                                       |                 |
| Last day to submit final drafts of theses to master's committees for degrees to be conferred in current term   | November 15   | February 21                           | May 16          |
| Fee Deferral Payment Deadline (Graduate Students)  | November 19   | February 18                           | May 20          |
| Last day to file completed copies of theses for master's degrees and dissertations for doctoral degrees to be conferred in current term with the University Theses and Dissertations Adviser, 21560 Young Research Library | November 29   | March 7                               | May 31          |
| <b>INSTRUCTION ENDS</b>  | <b>December 3</b>   | <b>March 11</b>                       | <b>June 3</b>   |
| Last day to withdraw   | December 3  | March 11                              | June 3          |
| <b>LAST DAY (End of Tenth Week)</b>  | <b>December 3</b>   | <b>March 11</b>                       | <b>June 3</b>   |
| 1. For Letters and Science undergraduates to DROP nonimpacted courses by petition with instructor approval, per-course fee, and transcript notation  |   |                                       |                 |
| 2. For graduate students to change grading basis (optional S/U) with per-course fee through URSA   |   |                                       |                 |
| 3. For graduate students to DROP courses with per-course fee through URSA  |   |                                       |                 |
| Common Final Examinations  | December 4-5  | March 12-13                           | June 4-5        |
| Final Examinations   | December 6-10   | March 14-18                           | June 6-10       |
| <b>QUARTER ENDS</b>  | <b>December 10</b>  | <b>March 18</b>                       | <b>June 10</b>  |
| Commencement weekend (by College/school)   | —   | —                                     | June 10-12      |
| First day to obtain GPA for term grades through URSA   | December 22   | March 23                              | June 22         |
| Academic and administrative holidays   | November 11<br>November 25-26<br>December 24-27<br>December 30-31 | January 17<br>February 21<br>March 25 | May 30          |
| Winter holiday campus closure  | December 24, 2010<br>-January 2, 2011                             |                                       |                 |

**Deadlines are subject to change. See <http://www.registrar.ucla.edu/calendar/> for updates.**

# Registration

Registration consists of paying fees and enrolling in classes.

1. Registration fees and other University charges are due the 20th of each month. BAR (Billing and Receivable) accounts can be viewed through URSA
2. Enrollment in classes is completed through URSA at <http://www.ursa.ucla.edu> (see the Enrollment section and the URSA section for full details)

Complete both processes by the established deadlines (see the Calendar section) to be officially registered and enrolled for the term.

## Student Responsibilities

### Address, Mobile Telephone, and E-mail Changes

Students must keep their UCLA mailing and e-mail addresses and mobile telephone numbers up to date, and may change them on URSA at <http://www.ursa.ucla.edu>. Keeping this information current allows students to be reached through the BruinAlert system.

Three times each year, student mailing addresses are updated from the change-of-address list on file with the U.S. Postal Service. Students must, however, still inform UCLA when they change addresses and verify that their addresses are correct in URSA.

### Declaring Nonattendance

A student may declare nonattendance if he or she is not planning to attend UCLA for a term and registration fees have not been paid for that term. If the student uses this option on URSA, be sure to consult the Academic Policies section in this *Schedule* for readmission information.

For a graduate student, declaring nonattendance does not place the student on an official leave of absence. That status requires submission of a leave of absence form, obtained from the individual department, for department and Graduate Division approval.

### Fee Disclaimer

Fees shown represent the amounts currently estimated for this quarter. Every effort will be made to keep fees at this level for the term. However, given continuing budget uncertainties, circumstances may require an adjustment in these amounts during the term.

### Fee Descriptions

For detailed descriptions of UCLA and universitywide fees, see the Fees section of the Registrar's Office website at <http://www.registrar.ucla.edu/fees/> and click on the "Student Fees at UCLA" link. See also the Office of Academic Planning and Budget website at <http://www.apb.ucla.edu/fees.html>.

### Paying Fees

Payments can be mailed, deposited in the Administrative Main Cashier drop slot (1125 Murphy Hall), or paid by credit or debit card through URSA.

Mandatory fees including the Educational Fee, Student Services Fee (formerly University Registration fee), professional school fees, and tuition charges—as well as UCLA campus-based fees assessed to all full-time students—are flat fees based on enrollment status (e.g., undergraduate, graduate student, professional school student), not on the number of enrolled units. They do not include additional course or unit-based fees such as the IEI Fee or course materials fees that may be assessed for enrollment in selected courses, room and board costs for living on campus, or books and supplies.

UCLA Summer Sessions has a separate fee schedule; for information, see <http://www.summer.ucla.edu>.

### Registration Confirmation

Check registration status on URSA to confirm that registration fee payments have been processed. It is especially important to do this prior to the deadline for dropping classes due to nonpayment of registration fees (see the Calendar section for current deadlines).

### Student Health Insurance Plan

Insurance is a condition of registration at the University of California. As such, the cost of the Student Health Insurance Plan (SHIP) is billed along with other UCLA fees each academic term. The SHIP fee is waivable if a waiver is submitted by the fee payment deadline for each term. Waiving SHIP is an online process.

SHIP fulfills all of the requirements mandated for qualified medical/health insurance as defined by the University. The Ashe Student Health and Wellness Center is the primary health care provider for SHIP and is where all nonemergency medical care must be initiated for SHIP claim payment consideration. See <http://www.studenthealth.ucla.edu>.

### Waiving SHIP

Students may waive SHIP if they (1) maintain active enrollment in a qualified medical/health insurance plan that meets all established requirements, (2) apply for a SHIP waiver each term within established deadlines, and (3) correctly complete the online SHIP waiver form.

Students must apply for a SHIP waiver online. See the Ashe Center website for details, including a definition of qualified private medical/health insurance. Follow the Online Services link from <http://www.studenthealth.ucla.edu>. When waiving SHIP, students are responsible for knowing the benefits of and local providers for their medical plan.

### Deadlines for Waiving SHIP

Third-party individuals may not waive SHIP for a student. Waivers must be submitted by the stated deadlines whether or not fees have been paid by that date. Deadlines are strictly enforced.

The schedule for waiving SHIP is as follows:

|                    |                |
|--------------------|----------------|
| School of Law      |                |
| Fall Semester      | August 1-20    |
| Spring Semester    | December 1-20  |
| School of Medicine |                |
| Fall Semester      |                |
| Year 4             | June 1-20      |
| Years 1, 2, 3      | July 1-20      |
| Spring Semester    | December 1-20  |
| All other students |                |
| Fall Quarter       | September 1-17 |
| Winter Quarter     | December 1-20  |
| Spring Quarter     | March 1-18     |



The above information serves as official notice of the UCLA mandatory medical/health insurance requirement. All students are responsible for providing complete and accurate information that must be submitted by the stated deadlines. For additional deadline information, see the Ashe Center website.

## Nonresident Tuition Exemptions

The following categories of students may be entitled to an exemption from nonresident tuition: (1) active duty member of the U.S. military stationed in California for non-educational purposes; (2) dependent children, stepchildren, spouses, or registered domestic partners of an active duty member of the military stationed in California; (3) unmarried dependent children under age 21, spouses, or registered domestic partners of members of the UC faculty who are members of the Academic Senate; (4) unmarried dependent children, spouses, or registered domestic partners of full-time UC employees who are assigned to work outside of California; (5) children, spouses, or registered domestic partners of deceased public law enforcement or fire suppression employees killed in the course of their official duties who were California residents at the time of their death; (6) dependent children of California residents; (7) graduates of a California high school operated by the Federal Bureau of Indian Affairs; (8) credentialed employees of a California public school; (9) amateur student athletes training at the U.S. Olympic Training Center in Chula Vista; (10) students who attended high school in California for three years and graduated from a California high school (or attained the equivalent), except students who are nonimmigrant aliens; (11) surviving dependents of California residents killed in the 9/11/01 terrorist attacks; (12) recipients of the Congressional Medal of Honor and their children under age 27.

Students who believe they are entitled to one of these exemptions must apply for it before registering. Without this authorization, students are not permitted to register without paying the entire fee. Graduate and undergraduate students should apply for a fee exemption at the Registrar's Office. For more information, see <http://www.registrar.ucla.edu/fees/>.

### Establishing Residence

For more information about establishing and evaluating residence for tuition purposes and related fee exemptions, see the Residence section of the Appendix in the *UCLA General Catalog* or the Registrar's Office website at <http://www.registrar.ucla.edu/residence/>.

### Doctoral Candidates

Nonresident graduate doctoral students who have advanced to candidacy are eligible for a 100 percent reduction in their annual nonresident tuition fee. See the Academic Policies section for requirements.

## Reduced Fee Programs

Fee assessment for reduction in fees is based on total units enrolled (10 units or less) as of Friday of the third week of classes.

### Undergraduates

Certain undergraduate students, when properly approved by the dean of their College/school for enrollment in 10 units or less, may be eligible for a one-half reduction in the Educational Fee. File a Request for Fee Reduction with the academic dean's office by Friday of the second week. Except for these qualified and approved part-time students, there is no reduction in the Student Services Fee (formerly University Registration fee), Educational Fee, or student union or Undergraduate Students Association fees.

Undergraduate nonresident students with College/school approval for enrollment in 10 units or less pay only half the nonresident tuition fee. File a Request for Fee Reduction with the academic dean's office by Friday of the second week of classes for the applicable term.

### Graduate Students

For graduate students there is no reduction in the Student Services Fee (formerly University Registration fee), Educational Fee, nonresident tuition, or student union or Graduate Students Association fees for less than full-time programs.

Graduate students may be eligible for and billed the filing fee (half the quarterly Student Services Fee) in lieu of full registration fees for the term in which they expect to complete final degree requirements. See the Academic Policies section for requirements.

Graduate students taking research or coursework leaves of absence outside California may be eligible for in absentia registration and reduction of the Student Services and Educational Fees. See the Academic Policies section for more information, or visit <http://www.gdnet.ucla.edu/gasaa/library/degreeinfo.htm#Petitions>.

### University Employees

Full-time University employees may apply for a reduction of the Student Services Fee (formerly University Registration fee) and Educational Fee at their Campus Human Resources office. Applications are available on the Campus Human Resources website at <http://www.chr.ucla.edu>. Students who receive the part-time fee reduction from their academic dean may not also use the UC employee reduction; students must use one or the other.

## Late Payment

A late payment fee is assessed to all students paying registration fees after the deadline. Late registration is complete once students pay registration fees and enroll in classes.

### After Friday of the Second Week

Students who enroll in classes and pay registration fees after Friday of the second week of classes are assessed both the late Study List fee and the late registration fee, resulting in extra costs to register and enroll.

Undergraduate students must obtain the instructor's signature for each course listed and obtain approval from the academic College or school.

Graduate students (GD college code) must obtain approval from their authorized departmental adviser.

Dentistry, Law, and Medicine students must have the written approval of their respective Student Affairs Office.

File the Enrollment Petition at 1113 Murphy Hall after paying fees for the term. Late registration is complete when students pay registration fees and enroll in classes.

## Fee Waiver Requests

Late registration, processing, and penalty fees are waivable on request in writing to the office assessing the fees only if they were incurred through the fault of the University or because a student suffered sudden and debilitating injury or accident.



## Hold

Students may have holds placed on their student records which could affect registration, enrollment, financial aid, campus services, and/or release of academic transcripts for the following reasons:

1. Failure to comply with admission or academic provisions
2. Failure to settle financial obligations with the University
3. Failure to respond to official notices

Each student who becomes subject to a hold action is given advance notice and ample time to respond. The hold must be released by the initiating office before a student may enroll in classes or receive various campus services. Obtain information on holds through URSA at <http://www.ursa.ucla.edu>.

## Refunds and Reductions

Under the conditions described below, some UCLA students may be eligible for a full or partial refund of fees paid.

### Cancellation of Registration

Prior to the first day of instruction, students may cancel registration by mailing a written notice to the Registrar's Office, Attn: Cancellation Clerk, 1113 Murphy Hall, UCLA, Box 951429, Los Angeles, CA 90095-1429. Refund is as follows: new students receive a 100 percent refund for fees paid except for the nonrefundable acceptance of admission fee and a service fee; all other students receive a 100 percent refund for fees paid minus the service fee. (See "Miscellaneous Fees" for service fee information.)

New students who cancel must file for admission if they wish to return to UCLA.

### Withdrawal

Students who withdraw from the University once instruction begins must file an acceptable Notice of Withdrawal form. Undergraduates may obtain this form at the office of the academic dean. Graduate students may obtain it from their respective departments.

Failing to attend classes, neglecting courses, or stopping payment on checks tendered for registration does not constitute notice of withdrawal. A fine is assessed if any check for registration fee payment is returned by a bank for any reason, including stopped payment or insufficient funds. If no credit for courses is received, a full refund of the Student Services Fee (formerly University Registration fee) for the regular session is granted to all students entering the armed forces prior to the end of the sixth week of the term, with no refund thereafter.

### Schedule of Refunds

A percentage of the registration fees paid is refunded according to the calendar date on which the official Notice of Withdrawal or Leave of Absence form is submitted to the academic dean.

**Service Fee and Nonrefundable Fees.** A service fee is deducted from all 100 percent refunds. For new students, the schedule of refunds is applied to the fees paid minus the nonrefundable acceptance of admission fee and the service fee. Fees paid by new Dentistry, J.D., M.B.A., and S.J.D. students are refunded except for their respective nonrefundable acceptance of admissions deposit. Registration fee refunds take one to two weeks to process. (See "Miscellaneous Fees" for service fee information.)

**SHIP Benefits.** Students who receive a 100 percent refund and purchased SHIP lose all SHIP coverage and benefits for the entire term. For students who receive less than a 100 percent refund and pur-

chased SHIP, the SHIP policy remains in effect for the remainder of the term, and refunds are calculated on the remainder of their registration fees minus the SHIP fee.

**Sponsored Students, Deferrals, and Waivers.** If a sponsored student (on financial aid) pays registration fees with personal funds, a refund is initiated automatically through BAR. Students who initially pay registration fees with financial aid, a fee deferral, or a fee waiver, and subsequently cancel or withdraw, do not receive a cash refund.

The schedule of refunds is applied to the fee paid as follows:

### Schedule of Refunds—School of Law

| New Students Receiving Federal Financial Aid | All Other Students          |
|--|-----------------------------|
| 100% August 18-24                            | 100% on or before August 18 |
| 90% August 25-31                             | 90% August 19-28            |
| 80% September 1-14                           | 50% August 29-September 13  |
| 70% September 15-21                          | 25% September 14-October 9  |
| 60% September 22-October 5                   | 0% on or after October 10   |
| 50% October 6-12                             |                             |
| 40% October 13-19                            |                             |
| 0% on or after October 20                    |                             |

### Schedule of Refunds—All Other Students

| New Students Receiving Federal Financial Aid | All Other Students             |
|--|--------------------------------|
| 100% on or before September 23               | 100% on or before September 23 |
| 90% September 24-29                          | 90% September 24-29            |
| 80% September 30-October 6                   | 50% September 30-October 10    |
| 70% October 7-13                             | 25% October 11-27              |
| 60% October 14-20                            | 0% on or after October 28      |
| 50% October 21-27                            |                                |
| 40% October 28-November 3                    |                                |
| 0% on or after November 4                    |                                |

## Graduate Students

**Graduate Leaves of Absence.** For graduate students on official leave of absence, a percentage of registration fees paid is refunded according to the calendar date on which the official Request for Leave of Absence is submitted to the Graduate Division. If fees are paid by departmental funds, students may end up owing fees if the leave of absence petition is filed after the first day of classes. See refund chart above.

**In Absentia Registration.** Graduate students taking research or coursework leaves of absence outside California may be eligible for in absentia registration and reduction of the Student Services (formerly University Registration) and Educational Fees.

**Filing Fee.** Graduate students may be eligible for the filing fee in lieu of full registration fees.

**Fee Deferrals.** Academic apprentice personnel are eligible to receive a fee deferral for part or all of the registration fees assessed during the term in which they serve as an academic apprentice. Students are responsible for paying fees by the deferred payment deadline, which is generally two months after the standard term due date. Whether students attend UCLA, take a leave of absence, or withdraw from the University, they are responsible for the registration fees assessed but may be eligible to receive a partial fee refund, according to the refund schedule above. Fees not paid by the deadline are subject to the late fee charge.

**Doctoral Candidates.** Nonresident doctoral candidates are eligible for a reduction in nonresident tuition.

For more information, see the Academic Policies section.

# Fall 2010 Fee Charts

## Fees are subject to revision without notice

The charges below include the Educational Fee, Student Services Fee (formerly University Registration fee), professional school fees, and tuition charges as well as UCLA campus-based fees which are assessed to all full-time students. The charges are flat fees based on enrollment status (e.g., undergraduate, graduate student, professional school student), not the number of enrolled units. They do not include additional course or unit-based fees such as the IEI Fee or course materials fees that may be assessed for enrollment in selected courses, room and board costs for living on campus, or books and supplies. Summer Sessions has a separate fee schedule; see <http://www.summer.ucla.edu>. For information on reduced fee programs see <http://www.registrar.ucla.edu/soc/registration.htm#reduced>.

The amounts shown in this document represent fees as currently approved. However, all University fees are subject to change, and the fee amounts billed for this period may be adjusted at a future date. See <http://www.registrar.ucla.edu/fees/> for updated fee information.

|   | Graduate Academic Students/Quarter |                    | Undergraduate Students/Quarter |                    | Architecture M.Arch Students/Quarter |                    |
|---|------------------------------------|--------------------|--------------------------------|--------------------|--------------------------------------|--------------------|
|   | Resident                           | Nonresident        | Resident                       | Nonresident        | Resident                             | Nonresident        |
| Student Services Fee (formerly University Registration fee) | \$ 300.00                          | \$ 300.00          | \$ 300.00                      | \$ 300.00          | \$ 300.00                            | \$ 300.00          |
| Educational Fee <sup>a</sup>                                | 3,134.00                           | 3,270.00           | 3,134.00                       | 3,420.00           | 3,134.00                             | 3,270.00           |
| Undergraduate Students Association Fee                      |                                    |                    | 40.46                          | 40.46              |                                      |                    |
| Green Initiative Fee <sup>b</sup>                           |                                    |                    | 4.00                           | 4.00               |                                      |                    |
| PLEDGE Fee <sup>b</sup>                                     |                                    |                    | 12.98                          | 12.98              |                                      |                    |
| Graduate Students Association Fee                           | 13.00                              | 13.00              |                                |                    | 13.00                                | 13.00              |
| Graduate Writing Center Fee <sup>b</sup>                    | 4.00                               | 4.00               |                                |                    | 4.00                                 | 4.00               |
| Ackerman Student Union Fee                                  | 18.50                              | 18.50              | 18.50                          | 18.50              | 18.50                                | 18.50              |
| Ackerman/Kerckhoff Seismic Fee <sup>c</sup>                 | 37.00                              | 37.00              | 37.00                          | 37.00              | 37.00                                | 37.00              |
| Wooden Center Fee   | 15.00                              | 15.00              | 15.00                          | 15.00              | 15.00                                | 15.00              |
| Student Programs, Activities, and Resource Center Fee       | 31.00                              | 31.00              | 31.00                          | 31.00              | 31.00                                | 31.00              |
| Student Health Insurance Plan                               | 640.36                             | 640.36             | 362.38                         | 362.38             | 640.36                               | 640.36             |
| Nonresident Tuition <sup>d</sup>                            |                                    | 4,898.00           |                                | 7,341.00           |                                      | 4,081.00           |
| <b>Mandatory Fees</b>                                       | <b>\$ 4,192.86</b>                 | <b>\$ 9,226.86</b> | <b>\$ 3,955.32</b>             | <b>\$11,582.32</b> | <b>\$ 4,192.86</b>                   | <b>\$ 8,409.86</b> |
| Professional School Fee <sup>e</sup>                        |                                    |                    |                                |                    | 2,666.00                             | 2,666.00           |
| <b>Total Mandatory Fees</b>                                 |                                    |                    |                                |                    | <b>\$ 6,858.86</b>                   | <b>\$11,075.86</b> |

- Reflects 15 percent increase approved by the Regents, November 2009.
- Per University policy, 25 percent of this campus-based compulsory fee is used for local, need-based financial aid.
- Exact per-quarter fee is \$37.66; \$37 is charged in Fall Quarter and \$38 is charged in Winter and Spring Quarters.
- For undergraduates, exact per-quarter fee is \$7,340.33; \$7,341 is charged in Fall Quarter and \$7,340 is charged in Winter and Spring Quarters. For graduate professional students, exact per-quarter fee is \$4,081.66; \$4,081 is charged in Fall Quarter and \$4,082 is charged in Winter and Spring Quarters. Nonresident tuition for graduate students advanced to doctoral candidacy is reduced by 100%. The reduced fee is applicable for a maximum of nine quarters.
- M.Arch. students: resident and nonresident exact per-quarter fee is \$2,666.66; \$2,666 is charged in Fall Quarter and \$2,667 is charged in Winter and Spring Quarters.

# Fall 2010 Fee Charts

## Fees are subject to revision without notice

The charges below include the Educational Fee, University Registration Fee (formerly University Registration fee), professional school fees, and tuition charges as well as UCLA campus-based fees which are assessed to all full-time students. The charges are flat fees based on enrollment status (e.g., undergraduate, graduate student, professional school student), not the number of enrolled units. They do not include additional course or unit-based fees such as the IEI Fee or course materials fees that may be assessed for enrollment in selected courses, room and board costs for living on campus, or books and supplies. Summer Sessions has a separate fee schedule; see <http://www.summer.ucla.edu>. For information on reduced fee programs see <http://www.registrar.ucla.edu/soc/registration.htm#reduced>.

The amounts shown in this document represent fees as currently approved. However, all University fees are subject to change, and the fee amounts billed for this period may be adjusted at a future date. See <http://www.registrar.ucla.edu/fees/> for updated fee information.

|   | Dentistry<br>D.D.S. Students/Quarter |                    | Management<br>M.B.A. Students/Quarter |                    | Nursing<br>M.S.N. Students/Quarter |                    |
|---|--------------------------------------|--------------------|---------------------------------------|--------------------|------------------------------------|--------------------|
|   | Resident                             | Nonresident        | Resident                              | Nonresident        | Resident                           | Nonresident        |
| Student Services Fee (formerly University Registration fee) | \$ 300.00                            | \$ 300.00          | \$ 300.00                             | \$ 300.00          | \$ 300.00                          | \$ 300.00          |
| Educational Fee <sup>a</sup>                                | 3,104.00                             | 3,104.00           | 3,104.00                              | 3,104.00           | 3,104.00                           | 3,104.00           |
| Graduate Students Association Fee                           | 13.00                                | 13.00              | 13.00                                 | 13.00              | 13.00                              | 13.00              |
| Graduate Writing Center Fee <sup>b</sup>                    | 4.00                                 | 4.00               | 4.00                                  | 4.00               | 4.00                               | 4.00               |
| M.B.A. Activities Fee                                       |                                      |                    | 25.00                                 | 25.00              |                                    |                    |
| Ackerman Student Union Fee                                  | 18.50                                | 18.50              | 18.50                                 | 18.50              | 18.50                              | 18.50              |
| Ackerman/Kerckhoff Seismic Fee <sup>c</sup>                 | 37.00                                | 37.00              | 37.00                                 | 37.00              | 37.00                              | 37.00              |
| Wooden Center Fee   | 15.00                                | 15.00              | 15.00                                 | 15.00              | 15.00                              | 15.00              |
| Student Programs, Activities, and Resource Center Fee       | 31.00                                | 31.00              | 31.00                                 | 31.00              | 31.00                              | 31.00              |
| Student Health Insurance Plan                               | 640.36                               | 640.36             | 640.36                                | 640.36             | 640.36                             | 640.36             |
| Disability Insurance Fee (annual)                           | 72.00                                | 72.00              |                                       |                    |                                    |                    |
| Nonresident Tuition <sup>d</sup>                            |                                      | 4,081.00           |                                       | 4,081.00           |                                    | 4,081.00           |
| <b>Mandatory Fees</b>                                       | <b>\$ 4,234.86</b>                   | <b>\$ 8,315.86</b> | <b>\$ 4,187.86</b>                    | <b>\$ 8,268.86</b> | <b>\$ 4,162.86</b>                 | <b>\$ 8,243.86</b> |
| Professional School Fee <sup>e</sup>                        | 7,418.00                             | 6,487.00           | 9,149.00                              | 7,716.00           | 1,622.00                           | 1,622.00           |
| Course Materials and Services Fee <sup>f</sup>              | 494.00                               | 494.00             | 325.00                                | 325.00             |                                    |                    |
| <b>Total Mandatory Fees</b>                                 | <b>\$12,146.86</b>                   | <b>\$15,296.86</b> | <b>\$13,661.86</b>                    | <b>\$16,309.86</b> | <b>\$ 5,784.86</b>                 | <b>\$ 9,865.86</b> |

- a. Reflects 15 percent increase approved by the Regents, November 2009.
- b. Per University policy, 25 percent of this campus-based compulsory fee is used for local, need-based financial aid.
- c. Exact per-quarter fee is \$37.66; \$37 is charged in Fall Quarter and \$38 is charged in Winter and Spring Quarters.
- d. Exact per-quarter fee is \$4,081.66; \$4,081 is charged in Fall Quarter and \$4,082 is charged in Winter and Spring Quarters.
- e. D.D.S. students: resident exact per-quarter fee is \$7,418.66; \$7,418 is charged in Fall Quarter and \$7,419 is charged in Winter and Spring Quarters. M.B.A. students: Nonresident exact per-quarter fee is \$7,716.66; \$7,716 is charged in Fall Quarter and \$7,717 is charged in Winter and Spring Quarters.
- f. Dentistry fee is called Gown and Instrument Fee.

# Fall 2010 Fee Charts

## Fees are subject to revision without notice

The charges below include the Educational Fee, University Registration Fee (formerly University Registration fee), professional school fees, and tuition charges as well as UCLA campus-based fees which are assessed to all full-time students. The charges are flat fees based on enrollment status (e.g., undergraduate, graduate student, professional school student), not the number of enrolled units. They do not include additional course or unit-based fees such as the IEI Fee or course materials fees that may be assessed for enrollment in selected courses, room and board costs for living on campus, or books and supplies. Summer Sessions has a separate fee schedule; see <http://www.summer.ucla.edu>. For information on reduced fee programs see <http://www.registrar.ucla.edu/soc/registration.htm#reduced>.

The amounts shown in this document represent fees as currently approved. However, all University fees are subject to change, and the fee amounts billed for this period may be adjusted at a future date. See <http://www.registrar.ucla.edu/fees/> for updated fee information.

|   | Public Health D.Env.,<br>M.P.H., and Dr.P.H.<br>Students/Quarter |                    | Public Policy M.P.P.<br>Students/Quarter |                    | Social Welfare M.S.W.<br>Students/Quarter |                    |
|---|--|--------------------|--|--------------------|---|--------------------|
|   | Resident   | Nonresident        | Resident                                 | Nonresident        | Resident                                  | Nonresident        |
| Student Services Fee (formerly University Registration fee) | \$ 300.00  | \$ 300.00          | \$ 300.00                                | \$ 300.00          | \$ 300.00                                 | \$ 300.00          |
| Educational Fee <sup>a</sup>                                | 3,550.00   | 3,702.00           | 3,550.00                                 | 3,702.00           | 3,134.00                                  | 3,270.00           |
| Graduate Students Association Fee                           | 13.00  | 13.00              | 13.00                                    | 13.00              | 13.00                                     | 13.00              |
| Graduate Writing Center Fee <sup>b</sup>                    | 4.00   | 4.00               | 4.00                                     | 4.00               | 4.00                                      | 4.00               |
| Ackerman Student Union Fee                                  | 18.50  | 18.50              | 18.50                                    | 18.50              | 18.50                                     | 18.50              |
| Ackerman/Kerckhoff Seismic Fee <sup>c</sup>                 | 37.00  | 37.00              | 37.00                                    | 37.00              | 37.00                                     | 37.00              |
| Wooden Center Fee   | 15.00  | 15.00              | 15.00                                    | 15.00              | 15.00                                     | 15.00              |
| Student Programs, Activities, and Resource Center Fee       | 31.00  | 31.00              | 31.00                                    | 31.00              | 31.00                                     | 31.00              |
| Student Health Insurance Plan                               | 640.36   | 640.36             | 640.36                                   | 640.36             | 640.36                                    | 640.36             |
| Nonresident Tuition <sup>d</sup>                            |  | 4,081.00           |  | 4,081.00           |   | 4,081.00           |
| <b>Mandatory Fees</b>                                       | <b>\$ 4,608.86</b>   | <b>\$ 8,841.86</b> | <b>\$ 4,608.86</b>                       | <b>\$ 8,841.86</b> | <b>\$ 4,192.86</b>                        | <b>\$ 8,409.86</b> |
| Professional School Fee                                     | 1,733.00   | 1,733.00           | 1,733.00                                 | 1,733.00           | 1,733.00                                  | 1,733.00           |
| <b>Total Mandatory Fees</b>                                 | <b>\$ 6,341.86</b>   | <b>\$10,574.86</b> | <b>\$6,341.86</b>                        | <b>\$10,574.86</b> | <b>\$ 5,925.86</b>                        | <b>\$10,142.86</b> |

a. Reflects 15 percent increase approved by the Regents, November 2009.

b. Per University policy, 25 percent of this campus-based compulsory fee is used for local, need-based financial aid.

c. Exact per-quarter fee is \$37.66; \$37 is charged in Fall Quarter and \$38 is charged in Winter and Spring quarters.

d. Exact per-quarter fee is \$4,081.66; \$4,081 is charged in Fall Quarter and \$4,082 is charged in Winter and Spring Quarters.

# Fall 2010 Fee Charts

## Fees are subject to revision without notice

The charges below include the Educational Fee, University Registration Fee (formerly University Registration fee), professional school fees, and tuition charges as well as UCLA campus-based fees which are assessed to all full-time students. The charges are flat fees based on enrollment status (e.g., undergraduate, graduate student, professional school student), not the number of enrolled units. They do not include additional course or unit-based fees such as the IEI Fee or course materials fees that may be assessed for enrollment in selected courses, room and board costs for living on campus, or books and supplies. Summer Sessions has a separate fee schedule; see <http://www.summer.ucla.edu>. For information on reduced fee programs see <http://www.registrar.ucla.edu/soc/registration.htm#reduced>.

The amounts shown in this document represent fees as currently approved. However, all University fees are subject to change, and the fee amounts billed for this period may be adjusted at a future date. See <http://www.registrar.ucla.edu/fees/> for updated fee information.

|  | Theater, Film, and Television M.F.A. Students/Quarter |                    | Urban Planning M.U.R.P. Students/Quarter |                    | Law J.D. Students/Semester |                    | Medicine M.D. Students/Semester |                    |
|--|---|--------------------|--|--------------------|----------------------------|--------------------|---------------------------------|--------------------|
|  | Resident  | Nonresident        | Resident                                 | Nonresident        | Resident                   | Nonresident        | Resident                        | Nonresident        |
| Student Services Fee (formerly University Registration fee)                              | \$ 300.00   | \$ 300.00          | \$ 300.00                                | \$ 300.00          | \$ 450.00                  | \$ 450.00          | \$ 450.00                       | \$ 450.00          |
| Educational Fee <sup>a</sup>   | 3,104.00  | 3,104.00           | 3,134.00                                 | 3,270.00           | 4,656.00                   | 4,656.00           | 4,656.00                        | 4,656.00           |
| Graduate Students Association Fee  | 13.00   | 13.00              | 13.00                                    | 13.00              | 19.50                      | 19.50              | 19.50                           | 19.50              |
| Graduate Writing Center Fee <sup>b</sup>   | 4.00  | 4.00               | 4.00                                     | 4.00               | 6.00                       | 6.00               | 6.00                            | 6.00               |
| Ackerman Student Union Fee   | 18.50   | 18.50              | 18.50                                    | 18.50              | 27.75                      | 27.75              | 27.75                           | 27.75              |
| Ackerman/Kerckhoff Seismic Fee <sup>c</sup>  | 37.00   | 37.00              | 37.00                                    | 37.00              | 56.50                      | 56.50              | 56.50                           | 56.50              |
| Wooden Center Fee  | 15.00   | 15.00              | 15.00                                    | 15.00              | 22.50                      | 22.50              | 22.50                           | 22.50              |
| Student Programs, Activities, and Resource Center Fee                                    | 31.00   | 31.00              | 31.00                                    | 31.00              | 46.50                      | 46.50              | 46.50                           | 46.50              |
| Student Health Insurance Plan  | 640.36  | 640.36             | 640.36                                   | 640.36             | 960.54                     | 960.54             | 960.54                          | 960.54             |
| Disability Insurance Fee (annual)  |   |                    |  |                    |                            |                    | 61.00                           | 61.00              |
| Nonresident Tuition <sup>d</sup>   |   | 4,081.00           |  | 4,081.00           |                            | 6,122.50           |                                 | 6,122.50           |
| <b>Mandatory Fees</b>  | <b>\$ 4,162.86</b>                                    | <b>\$ 8,243.86</b> | <b>\$ 4,192.86</b>                       | <b>\$ 8,409.86</b> | <b>\$ 6,245.29</b>         | <b>\$12,367.79</b> | <b>\$ 6,306.29</b>              | <b>\$12,428.79</b> |
| Professional School Fee <sup>e</sup>   | 2,652.00  | 2,652.00           | 1,733.00                                 | 1,733.00           | 13,612.50                  | 12,501.50          | 8,765.50                        | 8,765.50           |
| Course Materials and Services Fee <sup>f</sup> for students admitted Fall 2007           |   |                    |  |                    | 400.00                     | 400.00             |                                 |                    |
| <b>Total Mandatory Fees</b>  | <b>\$ 6,814.86</b>                                    | <b>\$10,895.86</b> | <b>\$ 5,925.86</b>                       | <b>\$10,142.86</b> | <b>\$20,257.79</b>         | <b>\$25,269.29</b> | <b>\$15,071.79</b>              | <b>\$21,194.29</b> |
| Course Materials and Services Fee <sup>f</sup> for students admitted Fall 2008 and later |   |                    |  |                    | 450.00                     | 450.00             |                                 |                    |
| <b>Total Mandatory Fees</b>  |   |                    |  |                    | <b>\$20,307.79</b>         | <b>\$25,319.29</b> |                                 |                    |

- Reflects 15 percent increase approved by the Regents, November 2009.
- Per University policy, 25 percent of this campus-based compulsory fee is used for local, need-based financial aid.
- Exact per-quarter fee is \$37.66; \$37 is charged in Fall Quarter and \$38 is charged in Winter and Spring quarters.
- Exact per-quarter fee is \$4,081.66; \$4,081 is charged in Fall Quarter and \$4,082 is charged in Winter and Spring Quarters.
- Theater, Film, and Television M.F.A. students: exact per-quarter fee is \$2,651.33; \$2,652 is charged in Fall Quarter and \$2,651 is charged in Winter and Spring Quarters.
- Law fee is called Materials and Technology Fee. Students admitted Fall 2006 and earlier are charged \$300/semester.

## Miscellaneous Fees

Fees are subject to revision without notice. The amounts shown in this document represent fees as currently approved. However, all University fees are subject to change, and the fee amounts billed for this period may be adjusted at a future date. See <http://www.registrar.ucla.edu/fees/> for updated fee information.

|   |                 |
|---|-----------------|
| <b>Application and Admissions</b>   |                 |
| Acceptance of admission fee (applies toward undergraduate registration fees; nonrefundable)                                       | \$100.00        |
| Application fee—undergraduate U.S. citizens and permanent residents (includes intercampus transfers)                              | 60.00           |
| Housing application fee   | 30.00           |
| Readmission application fee   | 60.00           |
| Late readmission application fee  | 15.00           |
| <b>BruinCard Replacement</b>  |                 |
| Lost  | 23.00           |
| Damaged   | 6.00            |
| <b>Collections</b>  |                 |
| BAR delinquent collection fee   | 20.00           |
| Returned check collection   | 25.00           |
| Returned registration fee check collection  | 75.00           |
| <b>Courses and Study Lists</b>  |                 |
| Change in Study List (per course)   | 5.00            |
| Change in Study List after published dates (per course)   | 20.00           |
| Late filing of Study List   | 50.00           |
| Penalty fee (approved exceptions to published deadline)   | 15.00           |
| Removal of I grade (per course)   | 5.00            |
| Retroactive Change of Official Study List fee   | 35.00           |
| Retroactive Drop fee  |                 |
| College of Letters and Science  | 50.00           |
| HSSEAS, SOAA, TFT, Graduate Division  | 35.00           |
| <b>Commencement</b> apparel and announcement rental/purchase  |                 |
| See current individual and package pricing in the Graduation Etc. department of the UCLA Store or see the Graduation Etc. webpage |                 |
| <b>Course Materials and Services</b>  |                 |
| Athletic supplies not returned—charges assessed based on actual replacement costs   |                 |
| Breakage—charges assessed by departments based on actual replacement costs  |                 |
| Course Materials and Services fee (nonrefundable)   |                 |
| Instructional Enhancement Initiative fee (designated Letters and Science courses)   | (per unit) 6.00 |
| Instructional Enhancement Initiative fee (HSSEAS undergraduate courses)   | (per unit) 7.00 |
| Materials Use fee (per course)  |                 |
| Bioengineering 182A, 182C   | 50.00           |
| Chemistry 14BL  | 43.00           |
| Chemistry 14CL  | 49.00           |
| Chemistry 20L   | 48.00           |
| Chemistry 30AL  | 50.00           |
| Chemistry 30BL, 30CL, 136, 144, 154, 184, C174, C274  | 60.00           |
| Chemistry 114, 114H   | 55.00           |
| Chemistry 153L  | 56.00           |
| Conservation of Archeological and Ethnographic Materials 230  | 200.00          |
| Conservation of Archeological and Ethnographic Materials 241  | 150.00          |
| Ecology and Evolutionary Biology 105, 128, 162L   | 25.00           |
| Ecology and Evolutionary Biology 110, M158  | 45.00           |
| GE Clusters 23A, 23B  | 110.00          |
| Integrative Biology and Physiology 13, 107, 111L, 153, M158, 166  | 45.00           |
| Life Sciences 2, 3  | 10.00           |
| Microbiology, Immunology, and Molecular Genetics 100L   | 50.00           |
| Microbiology, Immunology, and Molecular Genetics 103L   | 110.00          |
| Microbiology, Immunology, and Molecular Genetics C120, C220   | 45.00           |
| Molecular, Cell, and Developmental Biology 104  | 67.00           |
| Molecular, Cell, and Developmental Biology 155  | 45.00           |
| Neuroscience 101L   | 95.00           |
| Psychology 116  | 11.00           |
| <b>Degrees</b>  |                 |
| Declaration or change of bachelor's degree candidacy after 160 units (172 units for Engineering students)                         | 20.00           |
| Diploma—duplicate or special order  | 75.00           |
| In absentia degree processing fee (undergraduate)   | 100.00          |
| Late declaration of candidacy in graduating term fee  | 15.00           |
| Mail Diploma—U.S.   | 8.00            |
| Mail Diploma—International  | 19.00           |

## Miscellaneous Fees

Fees are subject to revision without notice. The amounts shown in this document represent fees as currently approved. However, all University fees are subject to change, and the fee amounts billed for this period may be adjusted at a future date. See <http://www.registrar.ucla.edu/fees/> for updated fee information.

|  |           |
|--|-----------|
| <b>Examinations</b>  |           |
| Credit by examination  | 5.00      |
| UC Analytical Writing Placement Examination (formerly Subject A Placement Examination) (undergraduates only) | 65.00     |
| <b>Health Plans</b>  |           |
| Cancellation of Student Health Insurance Plans   | 20.00     |
| Student Health missed appointment  | 20.00     |
| <b>Late Fees</b>   |           |
| Late payment of registration fees  | 50.00     |
| Late repayment of student short-term loans   | 10.00     |
| <b>Locker</b> —Failure to empty locker within specified period   | 5.00      |
| <b>Penalty Fee</b> (exceptions to published deadline)  | 15.00     |
| <b>Registrar's Documents</b>   |           |
| Certificate of Completion  | 10.00     |
| Special processing fee   | 25.00     |
| Copies or transmission   |           |
| Fax charge (domestic)  | 5.00      |
| Fax charge (international)   | 10.00     |
| Photocopies (per page)   | .25       |
| Good Student Auto Insurance Certification  | 10.00     |
| <b>Service Fee</b> for cancellation of registration and 100% refunds   | 10.00     |
| <b>Transcripts</b>   |           |
| Transcript of record, academic or enrollment verification (official, per copy, for student only)             | 10.00     |
| Same-day processing service (per addressee)  | 10.00     |
| Special handling   | 15.00     |
| Special mailing—consult Registrar's Office   | fees vary |
| Verifications for third party—through National Student Clearinghouse only                                    | fees vary |

### GRADUATE STUDENTS ONLY

|   |           |
|---|-----------|
| <b>Application and Admissions</b>   |           |
| Acceptance of admission deposit, new M.B.A. students, AGSM (applies toward registration fees; nonrefundable)                          | \$ 500.00 |
| Acceptance of admission deposit, School of Dentistry (applies toward registration fees; nonrefundable)                                | 1000.00   |
| First acceptance of admission deposit, new J.D. and S.J.D. students, School of Law (applies toward registration fees; nonrefundable)  | 500.00    |
| Second acceptance of admission deposit, new J.D. and S.J.D. students, School of Law (applies toward registration fees; nonrefundable) | 500.00    |
| Application fee—U.S. citizens and permanent residents   | 70.00     |
| <b>Candidacy</b> for doctoral degree  | 90.00     |
| <b>Copyright</b> —Doctoral dissertation copyright fee (optional)  | 65.00     |
| <b>Filing Fee</b> for master's thesis or doctoral dissertation (half the quarterly registration fee)                                  | 150.00    |

### INTERNATIONAL STUDENTS ONLY

|                                   |          |
|-----------------------------------|----------|
| <b>Application and Admissions</b> |          |
| Application fee—undergraduate     | \$ 70.00 |
| Application fee—graduate          | 90.00    |

## Course Materials and Services Fees

The College of Letters and Science and the UCLA professional schools assess course materials and services fees to cover the cost of equipment and to help offset the costs of providing course web-sites and computer laboratories. Depending on how the fees were approved, they are assessed with registration fees or after Friday of the fourth week of the quarter.

The Materials Use fee (sometimes known as a lab fee) and Instructional Enhancement Initiative fee (IEI) are course materials and services fees that are assessed by course unit at the end of the fourth week of the quarter. Students are responsible for ensuring that all

Study List errors and omissions are corrected prior to the end of the second week. Students are assessed these fees regardless of major. Students who are approved for "Late Add" enrollment after the third week of classes are required to pay course materials and services fees. The fees are billed once a quarter through BAR and are non-refundable once assessed.

Education Abroad Program reciprocity students and CAPPP (Washington Internship) students are exempt from the IEI fee. For more information about the IEI fee, see the UCLA Online section of this *Schedule*. For a listing of fee amounts, see Course Materials and Services in the Miscellaneous Fees chart of this *Schedule* or <http://www.registrar.ucla.edu/fees/>.



# Billing

## Fee Disclaimer

Fees shown represent the amounts currently estimated for this quarter. Every effort will be made to keep fees at this level for the term. However, given continuing budget uncertainties, circumstances may require an adjustment in these amounts during the term.

## BAR Accounts and Charges

All students are assigned a BAR (Billing and Accounts Receivable) account. A BAR account records all charges and payments (excluding housing) associated with registration along with other service charges that are assessed to students. Accounts are administered electronically (eBill, through URSA).

Students must pay all charges in full by the 20th of the month following the posting date of the charge. Registration fees payment deadlines are as follows:

|             |              |
|-------------|--------------|
| Fall Term   | September 20 |
| Winter Term | December 20  |
| Spring Term | March 20     |

If the 20th falls on a weekend or holiday, the due date is the last business day prior to the 20th. After the payment deadline, students are assessed a delinquent fee.

If registration fees are not paid in full by the payment deadline, a late registration fee is assessed, and classes are dropped in accordance with the drop class deadline (see the Calendar section). Note: the Student Health Insurance Plan (SHIP) fee is part of registration fees and is due and payable at the time registration fees are paid. For information about waiving the SHIP fee, see the Arthur Ashe Student Health and Wellness Center website at <http://www.studenthealth.ucla.edu>.

Failure to settle financial obligations with the University may result in a hold being placed on the student's record. Such a hold could affect registration, enrollment, financial aid, campus services, and release of academic transcripts. See the Registration section for additional information about holds.

Students with a valid e-mail address established in URSA receive twice-monthly courtesy e-mail reminders prior to payment deadlines.

Students can give select URSA access to parents, guardians, or other third parties whom they want to view their student information and even make BAR bill payments. See the URSA section for more information.

## Methods of Payment

### eBill

BAR accounts are administered electronically (eBill) through URSA. Monthly financial activity is displayed for the current month, as well as account activity for the last 24 months. URSA also provides a link to important communications from the university regarding registration and university policies. Students can pay their BAR account electronically using electronic checks; Star, Pulse, and NYCE debit cards; or Visa, MasterCard, Discover Card, and American Express credit cards. Students can also print a remittance document from the eBill webpage and mail payments with a check or money order to the Remittance Processing Center, Box 951432, 1125 Murphy Hall, Los Angeles, California 90095-9000. UCLA converts checks into electronic payments. Those who wish to opt out of this process should

send e-mail to Student Financial Services at [asksfs@finance.ucla.edu](mailto:asksfs@finance.ucla.edu) for instructions.

### In-Person Payment

Students may make payments in person by check, cash, or debit card only at the Administrative Main Cashier Office located at 1125 Murphy Hall, 9 a.m. to 4 p.m. weekdays. Fax payments are not accepted.

### Returned Check Policy

**Returned Check Fine.** The returned check fee is \$25.

**Cash Only Policy for Returned Check Writers.** Any person who has more than two checks returned unpaid to the university is placed on a cash-only basis (i.e., cash, credit card, cashier's check, or money order) for all future transactions. A letter will be mailed to the current mailing/billing address on file if this threshold is met, and no future checks will be accepted. The Administrative Main Cashier is not responsible for delivery of mail or the accuracy of the address on file.

**Enforcement of Cash-Only Policy.** Check payments made in person at the Administrative Main Cashier will not be accepted from customers who have been placed on a cash-only basis. Check payments mailed to the Remittance Processing Center by customers on a cash-only basis will be accepted, but credit will not be posted to their BAR account for two weeks.

### Financial Aid Distribution

The Financial Aid System automatically credits BAR accounts of students who receive financial aid. Registration fees and other outstanding UCLA debts, such as student health or laboratory fees, are deducted. Students must be enrolled at least half time to receive financial aid disbursements. See the Financial Support section.

### BruinDirect

BruinDirect allows secure BAR system refunds to be deposited electronically to student bank accounts. Direct deposit of financial aid refunds is mandated by federal regulation. Students are notified of transactions by e-mail before each deposit is made. BruinDirect refunds are processed daily, and are always faster than check refunds.

Students not currently enrolled in BruinDirect may complete an authorization form online through URSA, download one at <http://www.sfs.finance.ucla.edu/pdf/bruindirectform.pdf>, or pick up one at the Administrative Main Cashier Office in 1125 Murphy Hall.

## Medical Insurance Waivers

As a condition of registration, UCLA requires all students to have qualified medical insurance. The UCLA Student Health Insurance Plan (SHIP) fulfills this requirement and its fee is billed through BAR. Students who are already covered by a qualified health insurance policy may have this fee waived if qualifying information is submitted by the fee payment deadline each term. All SHIP waivers must be submitted through the Arthur Ashe Student Health and Wellness Center website at <http://www.studenthealth.ucla.edu>.

An annual waiver can be completed only during the Fall waiver period. Otherwise, a SHIP waiver must be completed each academic term. If a student misses the deadline, no late waivers are given. Students should pay careful attention to meeting the waiver deadline to ensure that they do not incur unplanned expenses. There are no refunds after the deadline.

# Financial Support

Financial support at UCLA is handled by the Financial Aid Office, Loan Services Office, and Graduate Student Support Office. Students and their families should also be aware of tax benefits that could help offset the cost of fees and tuition.

## Financial Aid Office

A129J Murphy Hall  
9 a.m. to 4 p.m. weekdays  
(310) 206-0400  
<http://www.fao.ucla.edu>  
e-mail: [finaid@saonet.ucla.edu](mailto:finaid@saonet.ucla.edu)

At the Financial Aid Office students can

1. Obtain information on grants, loans, undergraduate scholarships, and work-study
2. Get counseling on how to prepare the Free Application for Federal Student Aid (FAFSA) and supporting documents
3. Report changes in their financial situation
4. Pick up petition and revision forms
5. Submit all requested documentation

## Financial Aid Application

To apply for financial aid, students must complete the Free Application for Federal Student Aid (FAFSA) at <http://www.fafsa.ed.gov>. Applications are available in early January and the priority filing deadline is March 2. Applicants completing the FAFSA after the March 2 deadline will be considered for limited funding.

Students attending Summer Sessions and in need of financial aid must submit a summer financial aid application in addition to the FAFSA. They are available at <http://www.fao.ucla.edu> on April 1, and must be submitted by April 30 for on-time consideration.

## Financial Aid Online Services

The Financial Aid Office website (<http://www.fao.ucla.edu>) provides full service information to students. In addition to information about applying for, evaluating, and awarding financial aid, the website allows students to access and print important publications and required forms. Students can also use the site to access MyFAO which houses their electronic Financial Aid Notification (eFAN), financial aid file status information, missing information requests, summer financial aid application, and renewal scholarship application. An electronic bulletin board highlighting important events and upcoming deadlines also appears on the website, as well as important links to grants, scholarships, and loan programs.

The Financial Aid Office uses e-mail as its primary method of communicating with students. Students will be notified electronically if additional documentation is required to complete their file, when they have been awarded financial aid and have an eFAN available for review, and for other important events that require student interaction. To ensure that students receive all important notifications, it is imperative to maintain a valid e-mail address on URSA.

## Financial Aid Distribution through BAR

UCLA uses a central Billing and Receivables (BAR) system to process bills and payments, including financial aid. Each student is assigned an individual BAR account. See the Billing section for methods of payment. Statements list charges, such as registration fees,

health insurance, or outstanding debts, and may include anticipated financial aid activity and the amount of funds available for a refund.

The Financial Aid System automatically credits BAR accounts with students' financial aid. Students must, however, be enrolled at least half-time (6 units for undergraduate and 4 units for graduate students) for financial aid to be credited to their BAR account. Certain holds may also prevent disbursement of aid to BAR.

BAR uses financial aid as a credit to pay student registration fees and most other outstanding UCLA debts (such as student health visits or recreational fees). BAR does not pay housing charges. Students who live on campus must make payment arrangements directly with the housing office.

## Direct Loans and Electronic Processing

Federal Direct Loan Program loans include subsidized and unsubsidized (Stafford) loans. These programs are outlined in the *Guide to Subsidized and Unsubsidized Direct Loans*, which explains how to apply for loans electronically. Loans processed electronically are credited to student accounts, and any credit balance can be transferred directly to personal checking or savings accounts using BruinDirect (see below).

Another type of Direct Loan is the Parent Loan for Undergraduate Students (PLUS), which is explained in the *Parent PLUS Guide*. When parents apply for PLUS loans, they can have electronic disbursements sent to BAR, which pays registration fees and any outstanding debts, then forwards remaining funds to a specified student's account. Alternatively, parents may request paper PLUS checks, which are mailed to the borrower once the Loan Services Office verifies the student's half-time enrollment.

The Graduate PLUS loan is available to graduate students. Graduate PLUS loans are processed electronically and disbursed to student accounts. More information is available in the *Graduate PLUS Guide*.

All loan guides are available at <http://www.fao.ucla.edu>.

## BruinDirect

With BruinDirect students may have refund checks electronically transferred to a personal checking or savings account. The Financial Aid Office uses available financial aid to pay registration fees and any outstanding debts, then forwards remaining funds to the specified account.

BruinDirect enrollment information is available in the Administrative Main Cashier Office and Student Accounts Office. BruinDirect is not available to students if they selected a nonelectronic lender. Contact the Financial Aid Office for a list of preferred electronic lenders or see the loan guides.

## Scholarships for Undergraduate Students

The Undergraduate Scholarship Program at UCLA rewards academic excellence and promise, and provides assistance to students in need. A scholarship is expected to create opportunities for further academic growth and development.

Each scholarship is awarded for one academic year. A renewal of scholarship application must be submitted yearly. See <http://www.fao.ucla.edu> to complete the application online. The application is available on the Web in early January, and must be submitted by March 2

for the following academic year. Students must also apply for financial aid by submitting a Free Application for Federal Student Aid (FAFSA) at <http://www.fafsa.ed.gov>. Semifinalists in the Regents Scholarship competition are given preference for these awards.

Information about university and outside agency scholarship programs is at <http://www.fao.ucla.edu>. More information is on FastWeb (financial aid search through the Web), an interactive scholarship search database at <http://www.studentservices.com>.

**Scholarship Resource Center.** The Scholarship Resource Center (SRC) helps undergraduate students search for scholarship information. The SRC is open to all UCLA undergraduates, regardless of financial aid eligibility. The center provides referrals and serves as an information base for scholarships, fellowships, and endowments. The SRC works in conjunction with the Division of Honors and Undergraduate Programs, the Financial Aid Office, and the UCLA community.

Special features of the SRC include counseling for students in the application process, a small library of current scholarship books, a proofreading service for scholarship applications, computer access to various scholarship listings, and workshops and general information sessions. 233 Covell Commons, (310) 206-2875, <http://www.college.ucla.edu/up/SRC/>.

## Unit Requirements

The Financial Aid Office checks units on the census date at the end of the third week of classes. Enrollment below half time on that date results in cancellation of aid and billing for funds received. Once aid is reduced or cancelled, it is not reinstated automatically if the unit count increases after the census date. Federal Pell Grants are not reinstated if the unit count increases after the census date.

For undergraduate students, half-time enrollment is 6 units. Some undergraduate awards (Federal Pell Grant, Cal Grant B Stipend, Academic Competitive Grant [ACG], and National Science and Mathematics Access to Retain Talent [SMART] grant) require full-time enrollment (12 units) to maintain maximum eligibility.

For graduate students, half-time enrollment is 4 units.

## Maintaining Satisfactory Progress

Federal regulations require UCLA to establish, publish, and apply standards of satisfactory academic progress for financial aid eligibility. Students who fail to meet the standards become ineligible to receive financial aid until they are in compliance with these requirements. For more information, see *A Guide to Satisfactory Academic Progress*, available from the Financial Aid Office and online at <http://www.fao.ucla.edu> under the FAO Publications link.

## Withdrawal and Cancellation

Students who decide not to enroll for one or more terms must notify the Financial Aid Office. Students are not entitled to receive financial aid for those terms.

For students who withdraw for a term, the Return of Federal Aid policy determines the amount of financial aid they are eligible to keep for that term. The calculation is based on the date students submit the official withdrawal form to their College/school or department.

The amount of financial aid students are entitled to keep is prorated based on the number of days they were enrolled. Any financial aid received in excess of the prorated eligibility must be repaid. Students who have completed 60 percent of the enrollment period at the time they withdraw are not required to return any funds for the term.

For more information about the exact amount of financial aid students are eligible to keep after withdrawal, see the *Guide to the Return of Federal Aid*, available in the Financial Aid Office and online at <http://www.fao.ucla.edu>.

For students who receive an administrative cancellation for a term, all financial aid for the effected term is cancelled. They are not entitled to receive any funds for the term and are expected to repay any amount received.

Students who withdraw or are cancelled for a term may have to reapply for Direct and/or PLUS loans. They should contact the Financial Aid Office and indicate the term they plan on returning to UCLA.

## Loan Services Office

A227 Murphy Hall  
9 a.m. to 5 p.m. weekdays  
(310) 825-9864  
<http://www.loans.ucla.edu>

Services offered by the Loan Services Office include

1. Direct Loan Program loan disbursement and reconciliation
2. Disbursement of auxiliary/private loan paper checks
3. Processing and disbursement of short-term loans 9 a.m. to 4:30 p.m. weekdays
4. Debt management session/exam and loan exit interview administration

## Unit Requirement for Loans

According to federal regulations, undergraduate students must be enrolled in at least 6 units and graduate students in at least 4 units continuously throughout the stated loan period to receive loan funds. This information is verified before loans are distributed. If a student withdraws or carries insufficient units during the stated loan period, any remaining loan funds are returned to the lender, the remaining portion of the loan is cancelled, and the student may be billed for funds already received. If reinstatement of the loan is desired, the student must reapply for a new loan that reflects the new loan period. For more information, contact the Financial Aid Office.

## William D. Ford Federal Direct Loan Program

Direct Loan Program loans are issued each term based on the student's application date.

Electronic Fund Transfer (EFT) loans under this program are disbursed through BAR. Current registration and all outstanding University debts are deducted from the student's loan funds before the remaining balance (or refund) is distributed. See "BruinDirect" in this section concerning direct deposit of BAR refunds.

## Auxiliary/Private Loan Distribution

Auxiliary/private loan funds eligible for Electronic Fund Transfer (EFT) are disbursed through BAR. Current registration and all outstanding University debts are deducted from the student's loan funds before the remaining balance (or refund) is distributed. See "Bruin Direct" concerning BAR refunds.

Paper auxiliary/private loan checks are available at or after the beginning of each term at the Loan Services Office. Such checks are held for pick-up for thirty (30) days, then returned to the lender.

Students who wish to pick up a paper loan check must present a valid driver's license, state ID card, military ID, or passport and have no outstanding financial holds on their records in order to receive the check.

## Change of Student Information

Students must notify the Registrar, the Loan Services Office, and their student loan lender(s) in writing within 10 days if they

1. Drop below half-time status, withdraw from UCLA, or transfer to another school
2. Change their address or telephone number, graduation date, name, and/or Social Security number (notify the Registrar's Office through URSA at <http://www.ursa.ucla.edu> or in person at 1113 Murphy Hall)

## UCLA Borrower Requirement

Federal regulations governing the student loan programs require that anyone borrowing student loans at UCLA must complete an online debt management session/exam prior to receiving loan funds. This online session/exam explains the rights and responsibilities associated with loans and provides solutions for minimizing debt. Until this requirement is fulfilled, a University hold will prevent loan funds from being disbursed. For more information, see the debt management link at <http://www.loans.ucla.edu>.

## Exit Interview Requirement

Students who have received one or more (federal or university) long-term student loans while attending UCLA and are about to graduate, transfer, withdraw, or take a leave of absence from UCLA are required to complete a loan exit interview with the Loan Services Office, A227 Murphy Hall, (310) 825-9864. See the exit interview link at <http://www.loans.ucla.edu> for more details.

## Short-Term Loans

Interest-free loans are available in the Loan Services Office. Applications are accepted in person only. To qualify for such loans, students must be currently enrolled at UCLA with sufficient accepted funding to cover current quarter or semester registration fees, and have no record of a defaulted short-term loan within the past year. Applicants must present one of the following photo IDs: BruinCard, driver's license, state ID card, military ID, or passport. Three loan types are currently available:

1. **Emergency Loan:** A loan of up to \$200 for those who meet the above criteria.
2. **Living Expense Loan:** A loan of up to \$350 for those who meet the above criteria and are employed. Written employment verification must be submitted. Verification must be on company letterhead, show weekly hours worked, and be signed by the employed student's supervisor. Students employed by UCLA may use their current pay statement. If self-employed, the student's business license must be submitted.
3. **Financial Aid Advance:** A loan to bridge the gap between the awarding of current-term financial aid and the actual receipt of funds. Loans are generally made against delayed current-term federal Direct, Stafford, or Perkins; University; and approved electronically-disbursed federal PLUS (parent) loan disbursements.

A short-term loan must be repaid on time or a late fee is assessed. The defaulted loan may be subject to further collection actions, and future loan eligibility may be jeopardized. Past-due short-term loans

must be paid with cash, money order, or cashier's check in order to receive University services.

## Graduate Student Support Office

1228 Murphy Hall  
(310) 825-1025  
<http://www.gdnet.ucla.edu>

## Merit-Based Awards

Merit-based awards funded by the Graduate Division take the form of stipend, fee, and/or nonresident tuition awards. To receive these awards, students must return a signed offer letter and necessary supporting documentation to Graduate Student Support, 1228 Murphy Hall.

## Fee Remissions

As a result of employment in an eligible academic apprentice personnel title, graduate students may receive certain fee remissions. Eligibility is determined by the following criteria:

1. Appointment(s) must be at least 25 percent time, not to exceed 50 percent time, and only under eligible title codes (students should see their departments or the Academic Apprentice Personnel Manual for Students at <http://www.gdnet.ucla.edu/gss/appm/aapmstudent.pdf> for specific details).
2. Students must work at least 25 percent time during the term.
3. Students must register and enroll in a minimum of 12 units no later than the third week of instruction.
4. Cumulative GPA must be 3.0 or better.

## Fee Deferrals

Academic apprentice personnel can obtain a Fee Deferral from their department to extend the registration fee and nonresident tuition payment deadline by approximately two months. It is the students' responsibility to pay back the deferral with either personal funds or a fee award credited to their accounts. Students who do not meet the extended deadline are charged a late fee.

## Medical Insurance Plan Premiums

The mandatory insurance premium is paid for all eligible academic apprentice personnel. Students should not waive health insurance if they want the premium paid as part of their employment. To waive GSHIP, submit the online waiver before the original registration fee payment deadline. A waiver cannot be reversed during the term even if students have been given a fee deferral.

## Extramural Support

The Graduate and Postdoctoral Extramural Support (GRAPES) database contains information on over 500 awards for graduate study, dissertation research, travel grants, and postdoctoral research. GRAPES is available at <http://www.gdnet.ucla.edu/grpinst.htm> or from the Graduate Outreach, Diversity and Fellowships Office, 1252 Murphy Hall, (310) 825-3521.

## Educational Tax Benefits

A number of educational tax benefits may have an impact on the federal income tax liability of students and their families. To assist the Internal Revenue Service (IRS) monitor eligibility for tax credits, UCLA must provide certain information to the IRS on its students. A brief summary of the provisions that may apply to students in attendance at UCLA follows:

**Hope Scholarship Tax Credit** is a nonrefundable tax credit up to a maximum amount of \$2,500 for qualified tuition and fees paid by or on behalf of a student. The credit is generally available for students in their first two years enrolled at least half time in coursework leading to a recognized degree or certificate.

**Lifetime Learning Credit** is a nonrefundable credit equal to 20 percent of the first \$10,000 of qualified tuition and fees paid by or on behalf of a student in years in which the Hope Scholarship Credit is not claimed. The credit is generally available for students enrolled in coursework leading to a recognized degree or certificate. Individuals enrolled in coursework to acquire or improve job skills may also be eligible for the Lifetime Learning Credit.

**Student Loan Interest Deduction** is a federal income tax deduction for an amount up to \$2,500 in interest paid on loans incurred to pay qualified education expenses.

As required by law, UCLA will report to the IRS the identity of students who have paid educational fees that may be eligible for the

## Sponsored Student Information

| Type of Aid   | Authorized Issuing Office                                 | Location  |
|---|---|---|
| Air Force ROTC  | Student Accounts  | 1121 Murphy Hall                                |
| Army ROTC   | Military Science<br>Student Accounts                      | 120S Student Activities Ctr<br>1121 Murphy Hall |
| Athletic Grant-in-Aid   | Athletic Department                                       | Morgan Center                                   |
| California Grant A and Grant B  | Financial Aid Office                                      | A129J Murphy Hall                               |
| California Scholarship Commission – Graduate  | Graduate Student Support                                  | 1228 Murphy Hall                                |
| Chancellor's or Regents Fellowship – Nonresident  | Graduate Student Support                                  | 1228 Murphy Hall                                |
| Child of Deceased Fireman or Lawman   | Registrar's Office  | 1113 Murphy Hall                                |
| Contractual Credential Candidate – Nonresident  | Registrar's Office  | 1113 Murphy Hall                                |
| Departmental Sponsorship (includes any traineeship paid through the department)                             | Respective Departments                                    | Various   |
| Education Abroad Student (from University Abroad)   | Education Abroad Office                                   | B300 Murphy Hall                                |
| Faculty Dependent – Nonresident   | Registrar's Office  | 1113 Murphy Hall                                |
| Graduate Student Studying Out of State  | Graduate Student Support                                  | 1228 Murphy Hall                                |
| International Student on Nonimmigrant Visa with Letter from Sponsor (unless TA or departmental sponsorship) | Student Accounts  | 1121 Murphy Hall                                |
| Military Dependent – Nonresident  | Registrar's Office  | 1113 Murphy Hall                                |
| National Service Trust  | Student Accounts  | 1121 Murphy Hall                                |
| Navy ROTC – Five-Term   | Naval Science<br>Student Accounts                         | 120T Student Activities Ctr<br>1121 Murphy Hall |
| NDEA and NSF Fellowship Holders   | Graduate Student Support                                  | 1228 Murphy Hall                                |
| Nonacademic University Employee – Full Time (see Staff Personnel Policy 260)                                | Campus Human Resources                                    | 200 UCLA Wilshire Center                        |
| Outside Agencies (private industries, clubs, and organizations)   | Student Accounts  | 1121 Murphy Hall                                |
| Resident Reclassifications  | Registrar's Office  | 1113 Murphy Hall                                |
| Scholarships  | Financial Aid Office                                      | A129J Murphy Hall                               |
| State Rehabilitation Service  | Office for Students with Disabilities<br>Student Accounts | A255 Murphy Hall<br>1121 Murphy Hall            |
| TA, Associate or Acting Instructor – Nonresident (students must pay if waiver is denied)                    | Respective Departments                                    | Various   |
| TA, Associate or Acting Instructor, Research Assistant or Postgraduate                                      | Respective Departments                                    | Various   |
| Undergraduate Nonresident Tuition (10 units or less)  | College or School Office                                  | Various   |
| Undergraduate Reduced Educational Fee (10 units or less)  | College or School Office                                  | Various   |
| Undergraduate Scholarships  | Financial Aid Office                                      | A129J Murphy Hall                               |
| Veteran, Veteran's Dependent  | Registrar's Office  | 1113 Murphy Hall                                |

Hope Scholarship or Lifetime Learning Credit. The university must report the following:

1. student social security number, name, street address, city, state, and ZIP code
2. billed amount for qualified tuition and related expenses
3. adjustments to qualified tuition and related expenses for a prior year
4. scholarships or grants
5. adjustments to scholarships or grants for a prior year
6. half-time student status
7. graduate student status

On or before February 1 of the current tax year, students will receive a corresponding report. Any questions regarding information printed on this form should be directed to TCRS, the University of California's education tax credit reporting service, at their toll free number (877) 467-3821, or see <http://www.tcrs.com>.

To find out if you qualify for benefits under these or other provisions of the Taxpayer Relief Act, contact a tax consultant or call the Internal Revenue Service. **The University of California is not authorized to respond to tax questions.**

More information is available at <http://www.ed.gov/offices/OPE/PPI/HOPE/index.html>.

# Enrollment

## Enrolling in Classes

See the Class Listings section for class times, rooms, instructors, and other enrollment information. For updated listings, see the online *Schedule of Classes*. See the Class Listings section and your school or College advisers (listed in the Academic Counseling section) to assemble a program of courses.

Plan two or three alternate programs in case your first choice of courses is not available. Do not choose two courses in the same final examination group (see the final examination chart in the Class Listings section) or select classes that conflict in meeting times. If conflicts are unavoidable, consult with the instructor of each course at the first class meeting.

## Hepatitis B Vaccine Requirement

California law requires students 18 years and younger to provide proof of immunity to Hepatitis B prior to entering and enrolling at the University of California. The Hepatitis B vaccine is a three-shot series. If students have already received the series in their lifetime, there is no need to repeat it. To satisfy the requirement, all students must submit their information at <http://www.studenthealth.ucla.edu>. The link is located under the New Bruins section.

Students who have not yet completed the series are granted a two-term grace period to comply. Failure to satisfy the requirement by the third term results in a hold on student records, whereby students cannot enroll in classes or use any University services.

## URSA Enrollment

University Records System Access (URSA) enables UCLA students to acquire information from their University academic records and to enroll in classes. Use URSA at <http://www.ursa.ucla.edu> to determine assigned appointment periods; enroll in classes; add, drop, exchange, or change the grading basis of classes; join a wait list; view and download Study Lists; and set up third-party views. Students enroll during appointment times which they obtain through URSA.

See the URSA section for more information on services and features.

## Enrollment Appointments

Enrollment appointments are based on class level and assigned within the time and dates shown on the chart at the end of this section or at <http://www.registrar.ucla.edu/soc/enrollappt.htm>.

Current-term degree candidates must redeclare candidacy for a later term to receive enrollment appointment times for future terms.

## Undergraduate Student Enrollment

A two-pass system is used for UCLA's 25,000 undergraduates to ensure that everyone has the opportunity to enroll in required premajor, major, and GE courses and to graduate.

Undergraduates eligible to enroll for the next term enroll on URSA during two randomly-assigned appointments, which fall within pass periods that are prioritized as follows:

1. Students in priority groups
2. Seniors with 160 or more units (graduating seniors)

3. New and reentering students eligible for advance payment and/or enrollment
4. Seniors with less than 160 units (135–159.9 units)
5. Juniors with less than 135 units (90–134.9 units)
6. Sophomores with less than 90 units (45–89.9 units)
7. Freshmen with less than 45 units (0–44.9 units)

When determining class level, a student's current term units are included and enrollment appointment times are assigned based on that projected classification. To receive a graduating senior appointment time, 160 units must be completed *prior* to the current term. Projected class level is also used if course enrollment is restricted to a certain class level. Projected class level is indicated on URSA when a student checks his or her individual enrollment appointment times.

URSA does not allow students to enroll before their specified time and informs them of their correct appointment day and time.

Changes in the appointment sequence are made only to correct an appointment based on an incorrect class level. To request an appointment change, go to the Registrar's Office, 1113 Murphy Hall prior to the assigned appointment.

**PRIORITY PASS.** During their priority pass, students **may only enroll in 10 units** unless otherwise noted by their priority group. Students in a priority group who do not enroll during their priority pass appointment period must wait until their first pass appointment to enroll. Enrollment is not guaranteed during priority pass appointments.

Priority enrollment groups include Regents Scholars, athletes in NCAA sports, qualified veterans, and students served by the Office for Students with Disabilities. Sections are carefully monitored during each priority group pass to ensure that any one group does not exceed 30 percent and that all groups do not exceed 50 percent of a section's spaces, in accordance with recommendations of a task force appointed by the Committee on Educational Policy.

**NOTE:** Priority pass students may only enroll in a **total** of 10 units during their priority *and* first passes.

**FIRST PASS.** During their first pass, students **may only enroll in 10 units**. This gives all undergraduates a better chance to obtain at least two courses needed toward graduation. Students who do not enroll during their first pass appointment period must wait until their second pass appointment to enroll.

**SECOND PASS.** During their second pass, students can add courses up to the maximum units allowed by their College or school. They can enroll from the beginning of the specified appointment day and time through midnight on Friday of the second week of classes, when wait lists are eliminated and Study Lists of enrolled courses become official. Students should be enrolled in courses with unit credit by that date to avoid paying the late Study List filing fee and obtaining instructor signatures and College/school approval on Enrollment Petitions (for more details, see "Official Study Lists").

After second pass appointments begin, undergraduates may

1. Use a Permission to Enroll (PTE) number (see "Enrollment in Restricted Classes") to enroll through URSA for restricted or closed classes. Undergraduates may submit approved major change forms that may affect enrollment in courses restricted to particular majors
2. Submit approved petitions for contract courses
3. Request enrollment in Passed/Not Passed (P/NP) courses over the eligible limit of units (URSA informs students if this applies)
4. Submit approval for an **excess unit** Study List



## Graduate Student Enrollment

Law, Medicine, and Dentistry students enroll as instructed by their respective Student Affairs Offices.

All other graduate students eligible to enroll for the next term are randomly assigned one appointment time or pass and can use URSA from the beginning of the specified appointment time through midnight on Friday of the second week of classes. Students should be enrolled in courses with unit credit by the deadline to avoid the late filing of Study List fee and to avoid having to obtain instructor signatures.

## Study List Limits

Study list maximums are

|   |          |
|---|----------|
| College of Letters and Science          | 19 units |
| School of Engineering                   | 21 units |
| School of Nursing                       | 20 units |
| School of the Arts and Architecture     | 20 units |
| School of Theater, Film, and Television | 19 units |

To enroll in more units than the maximum allowed, see the appropriate College or school office to make an Excess Study List request.

## Wait Lists

Wait lists are maintained through Friday of the second week of classes unless a department deletes them earlier. This may happen on the first day of classes for some sections, especially laboratories. Check the notes under the course listing in the *Schedule of Classes*. Students should not assume they will be added to a class or dropped from a class (if, for example, they are number one or number 100 on the wait list). Students must drop themselves before the official Study List deadline if they do not want the class.

A wait-list position within 10 percent of enrollment capacity (for example, number five for a class of 50) indicates a good chance of being enrolled. Many students drop classes after the first meeting, at which point other students may enroll in the class or advance on the wait list. Sometimes departments increase the enrollment capacity of the class, which automatically enrolls additional students from the wait list. Check URSA before Friday of the second week of classes to determine wait-list status.

Students may move backward on wait lists if a class is overenrolled through the use of PTE numbers. For example, a student who is first on the wait list for a course that has an enrollment capacity of 100 and is not overenrolled may move from position 101/100 to 105/100 if four students with PTE numbers enroll. The student cannot be enrolled until five people drop the course and the enrolled number is less than the enrollment capacity.

## Enrollment in Restricted Classes

Students may enroll through URSA in a restricted class if they get a five-digit PTE number. A PTE number is issued at the discretion of the instructor or department offering the class. When used with the nine-digit course ID, it guarantees enrollment through URSA. Inquire at the respective departmental office regarding any internal department procedures for receiving a PTE number.

PTE numbers may be issued in the following cases:

1. The department/instructor offering the class may authorize **selective enrollment** if the enrollment capacity is filled. This is at

the instructor's discretion and may only be approved based on criteria established by the instructor and/or department

2. As an exception to published **restrictions** (consent of instructor, department consent, specified majors, class levels—freshmen only, juniors or above) in the *Schedule of Classes*
3. **Closed classes** (enrollment capacity reached). When the enrollment capacity is reached, students may choose to be on a wait list. They are moved into the class as enrolled students drop out or if the department increases the enrollment capacity

If the instructor/department assigns a PTE number, use the nine-digit course ID to enroll in the class through URSA. Note: Some instructors assign a PTE number and notify the student through URSA.

## Enforced Requisites

Undergraduate students are prevented from enrolling in lower division Letters and Science courses with enforced requisites (as listed in the *UCLA General Catalog* or the online *Schedule of Classes*) if those requisites have not been met. Some courses with requisites may be in warning status, which allows enrollment but informs students that the course requisite has not been met. In the Class Listings section, courses with enforced requisites are notated with a Y in the ENF REQ column, located after the course title.

Students with transfer or AP credit that was not evaluated as equivalent to a specific requisite should consult the department offering the course for review of the transfer or AP credit as shown on their DPR. Decisions by the department concerning meeting requisites are final.

## Impacted Courses

Courses that meet the criteria below and have been approved by the Faculty Executive Committee of the College or schools are designated as "impacted" courses.

1. Meet once a week and are difficult to complete if a student has not attended by the end of the second week of classes
2. Have high enrollment demand that deny qualified students enrollment because of limited resources
3. Have high instructor/student ratios, and/or
4. Involve large commitments of other resources

Each impacted course is clearly indicated in the Class Listings section by a Y in the IM (Impacted) column. In the online *Schedule of Classes*, the designation is listed under "Cr's Info" or the "ID Number" which links to expanded information about a course.

A complete list of impacted courses is available online at <http://www.registrar.ucla.edu/soc/impact.htm>.

Students cannot drop an impacted course after Friday of the second week of a term for other than exceptionally extenuating circumstances as described in "Drop Procedures."

## Enrollment in Contract Courses

Students use MyUCLA to initiate a petition to enroll in a contract course. To start the process and obtain contract forms, students log in to MyUCLA, click on "Features" in the navigation bar, select "Academic" from the fly-out menu, and then select "Contract Courses." Contract forms are available for the following course numbers: Honors Contracts (89HC, 189HC), Student Research Program (99), USIE contracts (188SA, 188SB), and upper division tutorials (195-199). See the sample contract at <https://be.my.ucla.edu/contract/courses/CC.asp>.

<< Back << Back to MyUCLA

**My Contract Courses**

Select Term: 09W : Jan, 5 – Mar, 16 (10 weeks) |

Please select the course you wish to enroll in:

**Honors Contract (89HC)**  
adjunct to lower-division lecture course restricted to students in College Honors

**Student Research Program (SRP) (99)**  
entry-level research for lower-division students under faculty guidance

**Individual Studies for USIE (188SA)**  
Individual study with faculty mentor to develop and facilitate a USIE 88S seminar

**Individual Studies for USIE (188SB)**  
Individual study with faculty mentor while facilitating a USIE 88S seminar

**Honors Contract (189HC)**  
adjunct to upper-division lecture course restricted to students in College Honors

**Community or Corporate Internship (195)**  
faculty supervision for off-campus internship

**Research Apprenticeship (196)**  
preparation and training for assisting with a professor's research

**Individual Studies (197)**  
Intensive course of study under faculty guidance

**Honors Research (198)**  
development and completion of thesis for departmental honors

**Directed Research (199)**  
Intensive work on student's original research project or paper

Continue

Each form is customized for a specific course number. Before filling out the form, students need to prepare a short description of the proposed course of study, the nature of the faculty supervision, and the type of tangible evidence of work completed that will be presented at the conclusion of the course. The name of the faculty mentor who is to supervise the course is also needed at the time the form is filled out. After this information is entered, print the form and obtain the necessary signatures.

For students pursuing an internship (course 195), consult with either a departmental adviser or the Center for Community Learning (A265 Murphy Hall) to determine which unit coordinates the internship. Internships coordinated through the Center for Community Learning require a site supervisor's signature.

After obtaining the signatures of the instructor and the instructor's department chair, students must check with the department of the course in which they are enrolling, or with their College or school, to confirm which of the following options to use to complete enrollment in the course:

1. Through the department by leaving the form for processing
2. Through the appropriate school by taking the form to
  - a. 6426 Boelter Hall for the Henry Samueli School of Engineering and Applied Science
  - b. 103 East Melnitz Building for the School of Theater, Film, and Television
  - c. 2-200 Factor Building for the School of Nursing
3. Through the Registrar's Office by taking the form to 1113 Murphy Hall

Note: Students setting up contracts with instructors in one of the 19 School of Medicine departments must (1) obtain the instructor's signature, (2) take the form to the instructor's department where a staff person will obtain the chair's (or chair designee's) signature, and (3) bring the completed form to the Registrar's Office for enrollment processing.

The deadline to enroll in a contract course without a fee is Friday of the second week of classes; to enroll with a fee, the deadline is Friday of the third week of classes.

Once a contract is processed, students can print out their Study List which serves as a record of enrollment.

## Official Study Lists

A Study List is a record of all courses a student is enrolled in for a term. A registered student's Study List of enrolled courses becomes official at midnight on Friday of the second week of classes and all wait lists are eliminated at that time.

### Student Responsibility

Each student is responsible for all courses and the grading basis for each course, as listed on URSA, and cannot receive credit for courses not listed. Errors or omissions should be corrected before the College or school deadline for changes by petition. Unapproved withdrawal from or neglect of a course entered on the Study List results in a failing grade. URSA enrollment deadlines end at midnight on the published date (see the URSA appointment times chart below and the Calendar section). Study Lists should be checked through URSA after all enrollment transactions.

In planning courses for a term, students are responsible for avoiding class conflicts and avoiding conflicting or multiple same-day final examinations. See "Final Examination Policies" in the Class Listings section.

## Study List Changes on URSA

Fees for adds and changes on URSA are automatically charged to a student's BAR account on a per-transaction basis. Anything submitted or requested as an exception to a published deadline is subject to a penalty fee. Approved retroactive enrollment requests are assessed a per-transaction fee. See the Calendar section for deadlines and see "Miscellaneous Fees" in the Registration section for all course transaction fees.

## Undergraduate Study List Changes

Undergraduate students can make changes to their Study List through Friday of the second week without a fee. After Friday of the second week, when the Study List becomes official, undergraduate students are charged a fee to make changes. The fees are assessed through BAR. See "Study List Changes on URSA."

| UNDERGRADUATE TIMETABLE FOR STUDY LIST CHANGES ON URSA |                          |                   |
|--|--------------------------|-------------------|
|  | No Fee                   | Fee               |
| Add a course   | Weeks 1-2                | Week 3 (with PTE) |
| Change variable units                                  | Weeks 1-2                | Weeks 3-4         |
| Change grading basis                                   | Weeks 1-2                | Weeks 3-6         |
| Drop a course  | See drop reference chart |                   |

For late enrollment transactions after the published deadlines, students should contact their respective counseling units for forms and procedures:

- College AAP students, 1209 Campbell Hall
- College athletes, Morgan Center
- College honors students, A311 Murphy Hall
- All other College students, A316 Murphy Hall
- Henry Samueli School of Engineering and Applied Science, 6426 Boelter Hall

- School of Arts and Architecture, 2200 Broad Art Center
- School of Theater, Film, and Television students, 103 East Melnitz Building
- School of Nursing, 2-200 Factor Building

## Add a Course

Undergraduate students adding courses during the third week are assessed a Change in Study List per-course fee. For courses added after the official add deadline of Friday of the third week, they are assessed a per-course Change in Study List fee plus a per-course penalty fee. A PTE number is required if the class is closed or restricted. After week three, College or school approval is required to add a class. See "Miscellaneous Fees" for fee information.

## Change Variable Units

Undergraduate students changing units through URSA on a variable unit class during third and fourth week are assessed a per-course change fee. After fourth week, students are assessed a per-course change fee plus a per-course penalty fee. After week four, College or school approval is required to make changes. See "Miscellaneous Fees" for fee information.

## Drop a Course

Drop deadlines vary by College or school and the type of course (impacted or nonimpacted). See "Drop Procedures" and the drop reference chart below for more detailed information.

Note: Student athletes may not drop a class after the first day of class without their counselor's approval.

## Change the Grading Basis of a Course

Undergraduate students changing the grading basis through URSA of an optionally graded course during weeks three through six are assessed a per-course change fee. Changes after Friday of sixth week require a petition; if approved, students are assessed a per-course change fee plus a per-course penalty fee. See "Changing Grading Basis" below for more detailed information; see "Miscellaneous Fees" for service fee information.

# Graduate Study List Changes

Graduate students can use URSA to add, drop, change grading basis, or change variable units through the end of the last day of instruction. Fees are assessed through BAR after Friday of second week. See "Study List Changes on URSA" above.

| GRADUATE TIMETABLE FOR STUDY LIST CHANGES ON URSA                              |           |            |
|--|-----------|------------|
|  | No Fee    | Fee        |
| Add a course<br>Drop a course<br>Change grading basis<br>Change variable units | Weeks 1-2 | Week 3     |
| Add a course<br>Drop a course<br>Change grading basis<br>Change variable units |           | Weeks 4-10 |

Graduate students are assessed a per-course change fee when adding a course during the third week. They are also assessed a per-course change fee when dropping a course, changing variable units, or changing grading basis through Friday of tenth week. The official graduate add deadline is Friday of third week. For courses added after this date, graduate students are assessed a per-course change fee plus a per-course penalty fee and the enrollments are not counted toward departmental budget allocations. A PTE number is required if the class is closed or restricted.

## Late Study Lists

Registered students who are not officially enrolled in courses for credit as of Friday of the second week of instruction must file a late Study List. Use an Enrollment Petition for this process.

A fee is charged for filing a late Study List after Friday of the second week of instruction as described under "Late Payment" in the Registration section. See "Miscellaneous Fees" for fee information. Fees are assessed through BAR.

1. Obtain the appropriate form: undergraduate students from the College or school advising unit; graduate students from a department adviser.
2. Obtain the necessary signatures and file the approved form at the processing locations noted on the Enrollment Petition form. Students are given a receipt of the approved/processed Study List and are responsible for all courses and grading basis as recorded.

## Drop Procedures

Dropping a course may reduce a Study List below minimums required for full-time status, financial aid, the minimum progress requirement, and eligibility for residence halls and other services that require a specific enrollment status. The drop form reminds students about these requirements and the consequences that may be triggered if the petition is processed. It is each student's responsibility to meet enrollment unit requirements.

## Dropping Nonimpacted Courses

Nonimpacted courses constitute the vast majority of courses and may be dropped on or before Friday of second week through URSA with no fee or transcript notation. Nonimpacted courses may be dropped during the third and fourth week through URSA with no transcript notation and a per-course change fee. Drops after Friday of fourth week are assessed a per-course change fee plus a per-course penalty fee. Drops after fourth week incur a transcript notation noting the week the class was dropped. See "Miscellaneous Fees" for fee information.

The drop periods for classes vary by College or school. See the drop reference chart.

Students in the College of Letters and Science can drop non-impacted courses through URSA without a transcript notation through Friday of fourth week. In weeks five through seven, students in the College can drop courses through URSA without an instructor's signature. During weeks eight through ten, students are restricted to three approved drops in their academic career. For drops after seventh week, an instructor's signature and College approval is required.

For students in the Henry Samueli School of Engineering, the School of the Arts and Architecture, and the School of Theater, Film, and Television, students can drop courses through URSA without a transcript notation through Friday of fourth week. After fourth week, they must obtain a drop petition from their academic deans' office.

### DROP REFERENCE CHART

Note: All deadlines fall on Friday of the week(s) indicated. If that Friday is a University holiday, the deadline is the Thursday of that week.

| College of Letters and Science<br>Drop Period | Type                              | Method   | Fee    | Transcript Notation    |
|---|-----------------------------------|----------|--------|------------------------|
| Weeks 1-2 (all courses)                       | Drop                              | URSA     | No fee | No transcript notation |
| Weeks 3-4 (nonimpacted courses)               | Drop                              | URSA     | \$ 5   | No transcript notation |
| Weeks 3-10 (impacted courses)                 | Late Drop                         | Petition | \$20   | Transcript notation    |
| Weeks 5-7 (nonimpacted courses)               | Late Drop                         | URSA     | \$20   | Transcript notation    |
| Weeks 8-10 (nonimpacted courses)              | Restricted Drop (maximum 3 drops) | Petition | \$35   | Transcript notation    |
| After week 10                                 | Retroactive Drop                  | Petition | \$50   | Transcript notation    |

| HSSEAS, SOAA, SON, TFT<br>Drop Period | Type             | Method   | Fee    | Transcript Notation    |
|---------------------------------------|------------------|----------|--------|------------------------|
| Weeks 1-2 (all courses)               | Drop             | URSA     | No fee | No transcript notation |
| Weeks 3-4 (nonimpacted courses)       | Drop             | URSA     | \$ 5   | No transcript notation |
| Weeks 3-10 (impacted courses)         | Late Drop        | Petition | \$20   | Transcript notation    |
| Weeks 5-10 (nonimpacted courses)      | Late Drop        | Petition | \$20   | Transcript notation    |
| After week 10                         | Retroactive Drop | Petition | \$35   | Transcript notation    |

## Dropping Impacted Courses

Impacted courses may be dropped on or before Friday of second week through URSA with no fee or transcript notation. Each impacted course is indicated by a Y in the IM (impacted) column in the class listings of the *Schedule of Classes*.

### Impacted Course Drop Policy

After Friday of second week, students who need to request a drop of an impacted course should consult the course instructor and explore academic options other than dropping the course. Impacted courses may be dropped after the second-week deadline only under extraordinary circumstances (such as severe illness).

To drop an impacted course, students should pick up a Late Impacted Course Drop Petition or Retroactive Drop Petition form from their counseling unit:

College Academic Counseling, A316 Murphy Hall  
 Honors Programs Office, A311 Murphy Hall  
 AAP Counseling Office, 1209 Campbell Hall  
 Athletic Counseling Office, Morgan Center  
 School of Engineering and Applied Science, 6426 Boelter Hall

Follow the instructions on the form. A detailed explanation of the reason for dropping the course must be given, and the course instructor's signature must be obtained.

For College of Letters and Science students, requests to drop an impacted course are referred by College counseling units to a subcommittee of the Faculty Executive Committee. For School of Engineering students, requests are submitted to the Associate Dean. If the request is approved, the dropped course appears on the student's transcript with a notation indicating the date and week of the term in which the drop petition was filed, and the late drop fee is assessed.

## Transcript Notation for Late Drops

Drops of impacted courses processed after Friday of second week and drops of nonimpacted courses processed after Friday of fourth week are recorded on the permanent undergraduate transcript. The entry records the week the course was dropped using the following format:

```

COGNITIVE PSYCH  PSYCH  120A  4.0  B+
SHAKESPEARE     ENGL    90    4.0
                COURSE DROPPED WEEK 8
  
```

## Changing Grading Basis

### Courses with Optional Grading Basis

Courses with an optional grading basis allow students (not instructors) to choose either a Letter grade or a Passed/Not Passed grade (for undergraduates) or Satisfactory/Not Satisfactory grade (for graduate students). In URSA and the *Schedule of Classes*, the grade type for classes with an optional grading basis is displayed as SO (Student Option)—which appears in the grade type column. The default grading basis for such classes is LG (Letter Grade).

Undergraduate students in good academic standing can change the grading basis on these courses through URSA. The deadline for undergraduates to make changes is Friday of sixth week. Graduate students can make changes through the last day of instruction. In the online *Schedule of Classes*, on the class listing page, click on "Crs Info" to determine if a course has optional grading, or see the course description in the catalog at <http://www.registrar.ucla.edu/catalog/updates/>.

## Courses with Mandatory Grading Basis

Courses with a mandatory (nonoptional) grading basis (e.g., Letter Grade only, Passed/Not Passed, Satisfactory/Not Satisfactory) are designated LG, PN, or SU in URSA. The grading basis of these courses cannot be changed through URSA. Undergraduate students in good academic standing must petition to request a change in grading basis. The deadline for undergraduates to petition for change is Friday of sixth week. Graduate students can petition for change through the last day of instruction.

1. Using a Student Petition form, obtain approval to change grading basis from the department offering the class.
2. If departmental approval is granted, file the petition with the College or school counseling unit if you are an undergraduate student or with Graduate Division if you are a graduate student.
3. If the request is approved by the College, school, or Graduate Division, the petition is sent to the Registrar's Office, and the change in grading basis is recorded on the Study List.

(Engineering students at 6426 Boelter Hall; Letters and Science honors students at Honors Programs, A311 Murphy Hall; AAP students at AAP Counseling, 1209 Campbell Hall; athletes at the Morgan Center; all other Letters and Science students at College Academic Counseling, A316 Murphy Hall).

## Special Programs Enrollment

### Concurrent Enrollment

Concurrent enrollment—defined as taking courses during regular sessions (Fall, Winter, and Spring terms) for credit at UCLA and, at the same time, at another non-UC institution, including UCLA Extension—is not permitted except in extraordinary circumstances, and no credit is given for such courses unless the approval of the UCLA College or school has been obtained by petition prior to enrollment.

### Intersegmental Cross-Enrollment

At the discretion of the appropriate campus authorities on both campuses, California Education Code sections 66755 and 66756 (amended by SB 361 passed in 1999) allow undergraduate students enrolled in any campus of the California community colleges, the California State University, or the University of California to enroll without formal admission in a maximum of one course per academic term at a campus of either of the other systems on a space-available basis. Enrollment in precollege courses is excluded.

UCLA students qualify for intersegmental cross-enrollment if they meet all the following requirements:

1. Complete at least one term at UCLA as a matriculated student
2. Enroll for a minimum of 6 units for the current term
3. Earn a grade-point average of 2.0 (C) for work completed
4. Pay appropriate tuition and fees at UCLA for the current term
5. Complete appropriate academic preparation as determined by the host campus
6. Have California residence status

Obtain a concurrent enrollment application from the College or school. An administration fee is charged for each academic term such enrollment is requested.

### Intercampus Visitor Program

Undergraduates enrolled at one campus of the University of California may have the opportunity to attend another UC campus for one quarter or semester on the Intercampus Visitor Program. UCLA students obtain applications from the Registrar's Office, 1113 Murphy Hall. Observe the deadlines and enrollment restrictions on the application. Applications are reviewed by a student's College or school. Letters and Science students should contact College Academic Counseling in A316 Murphy Hall; Arts and Architecture students should contact the Student Services Office in 2200 Broad Art Center; Theater, Film, and Television students should contact the Student Services Office in 103 East Melnitz Building; Engineering students should contact the Student Services Office in 6426 Boelter Hall.

### Simultaneous UC Enrollment

Undergraduate students may enroll simultaneously in courses offered by another UC campus. Eligible students must be registered (fees paid), in good standing, and enrolled in at least 12 units at UCLA. Students may simultaneously enroll in no more than one UC host-campus course not to exceed 6 units. Before attending the host campus, both campuses must give approval. Approval to enroll simultaneously on another UC campus does not guarantee credit toward specific degree or General Education requirements. Application of host-campus courses to UCLA graduation requirements is determined by the College or school. Details are on the application form. Obtain applications and directions for submitting forms from the following offices: honors students, A311 Murphy Hall; student athletes, Morgan Center; AAP students, 1209 Campbell Hall; all other Letters and Science students, College Academic Counseling, A316 Murphy Hall; Arts and Architecture, Theater, Film, and Television, Engineering and Applied Science, and Nursing students, their respective Student Affairs Office. The form is also available online at <http://www.registrar.ucla.edu/forms/>.

## Fall 2010 URSA Enrollment Appointments

Based on class level, enrollment appointments are assigned randomly within the times and dates shown. Find exact enrollment appointment times through URSA at <http://www.ursa.ucla.edu>. Current-term degree candidates must redeclare candidacy for a later term to receive enrollment appointment times for future terms. All new undergraduate students must call Orientation at (310) 206-6685 to start the enrollment process. For projected classification information, see "Undergraduate Student Enrollment" earlier in this section.

|   | First Appointment | Time       | Last Appointment | Time       |
|---|-------------------|------------|------------------|------------|
| <b>Priority Pass</b> <i>Enroll in up to 10 units.</i>               |                   |            |                  |            |
| All priority students   | June 21           | 7:00 a.m.  | June 22          | 11:00 p.m. |
| <b>Priority pass ends June 23, 2010, at 11:59 p.m.</b>              |                   |            |                  |            |
| <b>First Pass</b> <i>Enroll in up to 10 units.</i>                  |                   |            |                  |            |
| Graduating seniors (160+ units)                                     | June 24           | 7:00 a.m.  | June 24          | 9:30 p.m.  |
| Reentering students   | June 24           | 10:00 p.m. | June 24          | 10:00 p.m. |
| Seniors (135-159.9 units)   | June 24           | 10:30 p.m. | June 27          | 8:30 p.m.  |
| Juniors (90-134.9 units)  | June 27           | 9:00 p.m.  | June 29          | 12:30 p.m. |
| Sophomores (45-89.9 units)  | June 29           | 1:00 p.m.  | June 30          | 12:00 p.m. |
| Continuing freshmen (0-44.9 units)                                  | June 30           | 12:30 p.m. | June 30          | 7:00 p.m.  |
| <b>First pass ends July 5, 2010, at 11:59 p.m.</b>                  |                   |            |                  |            |
| <b>Second Pass</b> <i>Enroll in up to Study List maximum units.</i> |                   |            |                  |            |
| Graduating seniors  | July 6            | 7:00 a.m.  | July 6           | 9:30 p.m.  |
| Reentering students   | July 6            | 10:00 p.m. | July 6           | 10:00 p.m. |
| Seniors   | July 6            | 10:30 p.m. | July 8           | 2:30 p.m.  |
| Juniors   | July 8            | 3:00 p.m.  | July 11          | 4:00 p.m.  |
| Sophomores  | July 11           | 4:30 p.m.  | July 12          | 3:30 p.m.  |
| Continuing freshmen   | July 12           | 4:00 p.m.  | July 12          | 11:00 p.m. |
| <b>Second pass ends October 8, 2010, at 11:59 p.m.</b>              |                   |            |                  |            |
| <b>Graduate Pass</b>  |                   |            |                  |            |
| Joint students  | June 24           | 7:00 a.m.  | June 24          | 7:00 a.m.  |
| Other graduate students   | June 24           | 7:30 a.m.  | June 28          | 11:00 p.m. |
| <b>Graduate pass ends October 8, 2010, at 11:59 p.m.</b>            |                   |            |                  |            |

# URSA

## www.ursa.ucla.edu

University Records System Access (URSA) gives UCLA students, and those who have been students within the past 10 years, real-time access to their official University academic records. In addition, students may set up and manage third-party access for others to access their data and Billing and Receivable (BAR) account.

URSA is available Sunday night from 6 p.m. through Tuesday at 1 a.m. and Tuesday through Saturday from 6 a.m. to 1 a.m., including holidays.

With its intuitive visual interface, URSA is the easiest way to enroll in classes and to gain real-time access to academic, financial, and personal records.

URSA is a secure encrypted site; records are confidential. Users access URSA by using their UCLA Logon ID and password. This personal logon information should not be given to anyone. Tampering with another student's enrollment or personal data is subject to disciplinary action up to and including suspension.

Users create and manage their individual UCLA Logon ID and password at <https://logon.ucla.edu>. Passwords can be changed and reset, and security questions can be set up to help users remember their passwords.


## Third-Party Access

Students can authorize third parties to have view-only access to their student records and direct access to their BAR account. A third party establishes his or her own separate UCLA Logon ID and password, communicates this information (name and UCLA Logon ID) directly to the student, and the student selects which URSA features the third party can view or access. Students may revoke access, or change access features, at any time.

Students are advised of their FERPA rights, and they must check a box indicating that they understand they are waiving FERPA for student-designated third parties. Third parties must use URSA to access the features selected by the student. With the exception of financial information, no other non-directory student information may be released to third parties by any University staff over the phone or in person.




























## BruinAlert

Students with current e-mail addresses in URSA are automatically enrolled in BruinAlert to receive e-mail messages in the event of a UCLA emergency. See BruinAlert in the UCLA Online section.



Time Remaining: 44:57

**Main Menu**

| ACADEMIC   | FINANCIAL   | PERSONAL   |
|--|---|--|
| <ul style="list-style-type: none"> <li> View Enrollment Menu</li> <li> View Study List</li> <li> Find a Class to Enroll</li> <li> View Degree Progress Report &amp; Grade Report</li> <li> View Grades &amp; GPA</li> <li> View Enrollment Appointment Times</li> <li> View Registration Status</li> <li> View Academic and Financial Holds</li> <li> Update Degree Expected Term</li> <li> Declare Term Non-attendance</li> <li> Download Study List</li> <li> Order Transcripts</li> </ul> | <ul style="list-style-type: none"> <li> View eFAN and Financial Aid Awards on MyFAO</li> <li> View Billing Accounts (BAR)</li> <li> View Financial Aid Awards and Summary on URSA</li> <li> View Refund Activity</li> <li> View Financial Aid Document Tracking</li> <li> View BruinCard Account</li> <li> View Work-Study Info and Job Bulletin</li> <li> View Tax Withholding Report</li> <li> View MyHousing</li> </ul> | <ul style="list-style-type: none"> <li> Update Address Information</li> <li> Update E-mail</li> <li> <span style="background-color: black; color: white; padding: 2px;">NEW</span> Update Emergency Contact Information</li> <li> Update Privacy Options</li> <li> Manage 3rd Party Access</li> <li> Bruin View - Search For Jobs</li> </ul> |

[LOG OFF](#)

Suggestion or Feedback? | [Help](#)  
 Monday, October 20, 2008 12:15:42 PM



# UCLA Online

## BruinAlert

The BruinAlert messaging service communicates official information during an emergency or crisis situation that disrupts normal operation of the UCLA campus or threatens the health or safety of campus community members. BruinAlert sends messages to student subscribers on a "best effort" basis to e-mail and text-capable wireless devices such as mobile telephones.

Students with current e-mail addresses in URSA are automatically enrolled in BruinAlert and receive e-mail messages in the event of an emergency. Short Message Service (SMS) text messaging is also available to students on a voluntary basis; students may subscribe to SMS through the BruinAlert website at <https://www.transportation.ucla.edu/bruinalert/>.

## Bruin OnLine

124 Kerckhoff Hall  
 Help Desk (310) 267-4357  
<http://www.bol.ucla.edu>  
 e-mail: [consult@ucla.edu](mailto:consult@ucla.edu)

Bruin OnLine (BOL) is a collection of software and services that provide UCLA students, faculty, and staff with access to e-mail, campus network services, and the Internet. Services include dialup access using PPP at speeds up to 56 kbps and wireless access to the campus network, along with wired connections through Ethernet ports.

## Accessing Bruin OnLine Services

On campus, BOL services are available anywhere there is network access, including campus computing laboratories, libraries, and campus residence hall rooms; and anywhere there is wireless network coverage.

BOL can be accessed from off campus by

1. Using the BOL modem pool (310 area code). Users pay all telephone charges for toll or long-distance access (310 area code)
2. Using your own Internet Service Provider (ISP), connect through the BOL proxy server to access UCLA restricted resources such as software and library journals. See <http://www.bol.ucla.edu/services/proxy/> for more information

## Access for Persons with Disabilities

The Academic Technology Services (ATS) Disabilities and Computing Program (DCP) provides adaptive technology to help persons with disabilities who use BOL-supported software. DCP can assist with configuration and training for screen reader, voice recognition, reading aid, and other software programs. Call (310) 206-7133 for more information or see the Student Services section.

## Wireless Access

Wireless Internet access is available in select locations on campus for UCLA Logon ID holders with their own 802.11b-compliant laptop or handheld computer. For more information, see <http://www.bol.ucla.edu/wireless/>. For a map of wireless coverage areas, see <http://www.bol.ucla.edu/services/wireless/coverage/>.

## Getting Started

To use BOL services, you need a UCLA Logon ID and password, and a computer that connects to the UCLA network. You can access BOL

services from many locations throughout campus or from home. Personalized assistance is also available from the BOL Help Desk.

For instructions on creating a UCLA Logon ID, see the self-serve website at <https://logon.ucla.edu>.

## UCLA Logon

A UCLA Logon ID allows authentication for a variety of online campus services, networks, and materials. With this ID, users can

1. Access class webpages and discussion groups
2. Search the UCLA Library and online databases
3. Create e-mail mailing lists
4. Download Internet browsers, anti-virus software, e-mail clients, and FTP programs
5. Create personal webpages
6. Check e-mail
7. Authenticate to use the BOL Proxy Server
8. Access the UCLA wireless network

## Campus Computer Laboratories

Student computer laboratories are supported through Academic Technology Services (ATS) and the College Library Instructional Computing Commons (CLICC), a collaborative effort between ATS, Center for Digital Humanities, Social Sciences Computing, Office of Instructional Development, and College Library. Some 15 computer laboratories are available throughout campus, each with computers, peripherals, software, and services that cater to specific areas of study.

Access to the laboratories varies; departmental laboratories may require enrollment in either the major or a class. General purpose laboratories merely require a UCLA Logon ID and password, which is available free of charge to UCLA students, faculty, and staff. Kiosks to set up an account are available at several locations.

For information on locations, hours, and eligibility, see <http://www.humnet.ucla.edu/itc/resources/labs/>, <http://www.clicc.ucla.edu>, and <http://computing.sscnet.ucla.edu/public/main/default.aspx>.

## Electronic Mailing Lists (Listservs)

Bruin OnLine offers a mailing list service that manages electronic mail discussion and e-newsletter distribution to list subscribers. Mailing lists are available for any academic purpose; new list requests from students require verification of faculty sponsorship. For more information, see <http://www.bol.ucla.edu/services/lists/>.

## Instructional Enhancement Initiative

The Instructional Enhancement Initiative (IEI) is designed to

1. Provide course websites for faculty, teaching assistants, and enrolled students. The sites facilitate the distribution of supplementary course materials, lecture notes, homework assignments, research links, and electronic communication, including virtual office hours and class bulletin boards for

interactive question and answer sessions. Instructors decide which of these online capabilities are best suited to their course websites.

2. Provide enhanced computer laboratories with expanded hours of access for student use.

Students enrolled in undergraduate non-tutorial courses in the College of Letters and Science and undergraduate non-tutorial courses (including graduate non-tutorial courses taught concurrently with undergraduate courses) in the Henry Samueli School of Engineering and Applied Science are assessed a per-unit course materials fee, called the Instructional Enhancement Initiative (IEI) fee. For fee amounts, see the Miscellaneous Fee chart in the Registration section or online at <http://www.registrar.ucla.edu/fees/>. Fee assessment through BAR is based on actual enrollment at the end of the fourth week of the quarter. IEI fees apply to all students except Education Abroad Program reciprocity students and CAPPP (Washington internship) students.

For questions about IEI fees, see <https://be.my.ucla.edu/faq/aboutIEI.htm> (College of Letters and Science) or <http://www.seas.ucla.edu/feeinfo/> (Henry Samueli School of Engineering and Applied Science).

## MyUCLA

MyUCLA at <http://my.ucla.edu> is a secure, personalized gateway to a variety of online information and campus services tailored to student needs. Features of MyUCLA include

1. WebMail including previews, address book import/export, e-mail address look-up from personal and campus directories, text features, and batch reply mailing
2. Calendar pre-populated with 15 categories of events including class schedules, finals, counseling appointments, workshops, student elections, and enrollment periods
3. Class Planner where class schedules can be created, printed, saved, and shared with counselors; and, through links with URSA, used to streamline the enrollment process
4. Study List showing classes and class information for current and previous quarters, including links to course websites, grades, library reserves, textbooks, the *Schedule of Classes*, TurnItIn, and participating classmates
5. Personalized notices concerning research and scholarship opportunities, Commencement, MyUCLA group events, and more
6. Student elections voting
7. Workshop sign-ups for sessions that help students meet academic and professional goals
8. Student forums in categories including academics, world issues, and dating
9. Internship search
10. Academic tools such as GPA calculator, virtual counseling, and contract courses

## Newsgroups

Usenet is a worldwide discussion system of newsgroups classified by subject. Newsgroups available on [news.ucla.edu](http://news.ucla.edu) include the [ucla.\\*](http://news.ucla.edu) hierarchy which is dedicated to topics specific to UCLA and is not transmitted outside of UCLA.

Bruin OnLine has its own newsgroups, for example, that post announcements about its service and where students can ask questions about computer software and hardware ([ucla.bol.announce](http://news.ucla.edu), [ucla.bol.general](http://news.ucla.edu), and [ucla.bol.webpages](http://news.ucla.edu)). Other newsgroups help with platform questions ([ucla.pc](http://news.ucla.edu) and [ucla.mac](http://news.ucla.edu)), while still others post announcements and offer forums (for example, [ucla.general](http://news.ucla.edu),

[ucla.announce](http://news.ucla.edu), [ucla.rumor](http://news.ucla.edu), and [ucla.forsale](http://news.ucla.edu)). Some classes have their own newsgroups as well (see [ucla.classes.\\*](http://news.ucla.edu) hierarchy).

Newsgroups offered by [news.ucla.edu](http://news.ucla.edu) can be accessed through a newsreader client such as Outlook Express, Mozilla, or Netscape. For more information, see <http://www.bol.ucla.edu/services/news/>.

## Online Directory

The UCLA Campus Directory offers directory information about faculty, staff, students, and departments. Student listings in the online directory are generated through URSA and are updated nightly (excluding weekends) by the Registrar's Office, which administers student privacy rights for release of student information. A student may change address, telephone number, e-mail address, and privacy options through URSA. Changes to address and privacy options may also be submitted using a Name Change or Correction form, available in the Murphy Hall northwest lobby or at <http://www.registrar.ucla.edu/forms/>, and filed at 1113 Murphy Hall. For more details on privacy options, see "Disclosure of Student Records" in the Official Notices section or see URSA at <http://www.ursa.ucla.edu>. To access the online Campus Directory, see <http://www.directory.ucla.edu>.

## Student Technology Center

The Student Technology Center coordinates computing connectivity to the campus network for students living in on-campus housing, including network card purchase and installation, and technical support. The center houses a computer laboratory with Macintosh and Windows computers. It also offers fax, shipping, copying, and printing services. Located opposite Covell Commons at 330 De Neve Drive, (310) 825-3400; see the housing website.

## UCLA Homepage

The UCLA homepage (<http://www.ucla.edu>) offers a gateway for access to information on campus teaching, research, and service. Its main menu links to sites for prospective and current students; arts, museums, and athletic events; and academic, library, and research information. It also offers access to the Online Directory and pages for alumni. In addition, the current students link connects to URSA, MyUCLA, student services, computing laboratories, and campus news. A search feature allows for easy browsing through the thousands of webpages that comprise the UCLA site, including those for departments, programs, and services.

## UCLA Library Electronic Resources

While continuing to develop and manage collections of traditional printed materials, the UCLA Library also purchases or licenses access to many digital resources which are available through its website, <http://www.library.ucla.edu>. Resources include electronic journals, books, reference works, periodical indexes, and abstracts.

The online UCLA Library Catalog contains records for all library holdings and other campus collections, including the Film and Television Archive, Ethnomusicology Archive, and ethnic studies center libraries. It also shows library item location and circulation status, and allows users to request document delivery services and SRLF items.

The online Melvyl Catalog contains information on all University of California campus holdings as well as a number of other collections. Through Melvyl, users can request items from other campuses and have them delivered to UCLA.

Librarians and trained staff are available in the libraries, online, and by telephone to answer questions about using online systems, and to provide assistance with reference and research topics.

# Student Services

Student Services support the teaching, research, and public service functions of the University while they promote the academic success of UCLA students and enhance the quality of campus life.

## Registrar's Office Services

In addition to enrollment services, the Registrar's Office helps students determine residence status, change names on official records, and obtain transcripts and degrees. See the Registrar's Services Directory for a complete list of services.

## Establishing Residence for Tuition Purposes

Specific criteria for establishing residence for tuition purposes are included in the Appendix of the current *UCLA General Catalog* and in the Registrar's Office website at <http://www.registrar.ucla.edu/residence/>. Direct inquiries about residence requirements to the Residence Deputy, 1113 Murphy Hall, (310) 825-3447. No other University personnel are authorized to supply information about residence requirements for tuition purposes.

The Petition for Residence Classification is obtained on the Registrar's Office website and filed at 1113 Murphy Hall prior to the late registration period for the term in which the student is eligible for classification from nonresident to resident status. Documentation of residence will be requested at that time.

## Name Change

To change their names on official University records, or to identify capitalization, punctuation, or accent marks (for their diploma) that computer files do not accommodate, students must obtain and file (no fee) the UCLA Name Change or Correction form at the Registrar's Office, 1113 Murphy Hall. Proof of former and new name must be submitted with the form. Forms are available in the Murphy Hall northwest lobby and at <http://www.registrar.ucla.edu/forms/>. A new BruinCard must be obtained at 123 Kerckhoff Hall for a replacement fee.

## Official Transcripts

Two versions of official UCLA student records are available from the Registrar's Office, 1113 Murphy Hall. These are the academic transcript and the verification transcript. Each is designed to meet specific needs.

Official UCLA transcripts are printed on security paper to safeguard against unauthorized duplication, alteration, and misrepresentation. The paper has a multicolor security background with a faint background design and a border with the words "University of California, Los Angeles." Authentication details are located in the lower right hand corner of the transcript, and the transcript legend is located on the reverse of the document.

The Registrar's Office provides transcripts for regular and summer sessions. For UCLA Extension courses, order transcripts from UCLA Extension, P.O. Box 24901, Los Angeles, CA 90024 or online at <http://www.uclaextension.edu>. For professional school transcripts, contact the school or see <http://www.registrar.ucla.edu/faq/transcriptfaq.htm>.

**Student Copy.** An unofficial transcript may be obtained in person only at the Registrar's Office, 1113 Murphy Hall. A photo ID is required. The unofficial transcript is printed on plain paper and does not carry the Registrar's seal. One copy of the unofficial transcript, which may be photocopied as needed, is supplied at no charge.

## Academic Transcript

The academic transcript is a student's complete academic record, including a listing of courses taken, transfer credit, units, grades, grade-point average (GPA), earned UCLA degrees, and in-progress term information, which includes a list of the courses that student enrolled in during the term the document was requested, and other in-progress information such as a change in major or the removal of an I grade.

Grades for completed terms are processed immediately following the conclusion of final examinations. Complete academic transcripts are available approximately two weeks after the last day of the term. For graduating students, academic transcripts with the graduation date included are available approximately seven weeks after the end of the term. If you require earlier proof of graduation, contact your degree auditor in 1113 Murphy Hall. A fee is charged for this service.

The minimum period required for processing and issuing academic transcripts for both registered and former students is three working days. Expedited service (processing within 24 hours) is available for an additional charge per addressee.

## Verification Transcript

The verification transcript certifies registration (fee payment), enrollment status, and degrees. This includes verification for auto insurance "good student" discounts. The verification transcript can be attached to the insurance form. The verification fee is required for this service. Verification transcripts confirm student status only after registration fees have been paid for the term. Verification of student workload is based on actual enrolled units and does not consider wait-listed units or list courses for a term.

Verification of degree can be issued after the degree has been posted to the student's record approximately seven weeks after the term ends. If verification is required before the degree is posted, students may contact their degree auditor in 1113 Murphy Hall.

The fee for a verification transcript is waived if requested for loan or student aid verifications (proof of request required). Students may obtain this free official verification at 1113 Murphy Hall. Most enrollment verifications for loans and creditors, however, are processed for the University by National Student Clearinghouse.

## Third-Party Verifications

UCLA has authorized National Student Clearinghouse to act as its agent for all third-party verifications of student enrollment and degrees. Degree verification for the most recent term is available approximately eight weeks after the term ends. The Clearinghouse abides by all provisions of the Family Educational Rights and Privacy Act (FERPA). See <http://www.studentclearinghouse.org>.

## Ordering Transcripts

Effective February 1, 2010, current students *must* order official academic and verification transcripts online through URSA or by mail using the Transcript Order form, available in the Murphy Hall northwest lobby or at <http://www.registrar.ucla.edu/forms/>. Students requiring special handling or services, or non-current students, may order academic and verification transcripts in person at 1113 Murphy Hall.

Students using the Transcript Order form should mail it to the UCLA Registrar's Office, Attn: [Academic or Verification] Transcripts, 1105 Murphy Hall, Box 951429, Los Angeles, CA 90095-1429.

Requests using the Transcript Order form should include

1. The name under which you were registered at UCLA
2. Your dates of attendance
3. Your date of birth
4. Your 9-digit student ID number, if available
5. Your complete address and telephone number
6. The number of copies you need
7. Detailed mailing instructions including any special handling
8. Your full signature

More information on ordering transcripts is available by calling (310) 825-1091, option 6, or by sending e-mail to [transcripts@registrar.ucla.edu](mailto:transcripts@registrar.ucla.edu).

## Fees and Payment

See the Miscellaneous Fees chart for transcript fees and services. For online orders, a Visa, MasterCard, Discover, Pulse, or Star card is required. Mail orders must be accompanied by a check or money order payable to Regents-UC. For in-person orders, current students' transcript fees are billed to their BAR account. BAR accounts are administered electronically (eBill) through URSA. Payments are processed by the Administrative Main Cashier Office.

In some cases, additional fees may apply. Forms that must be completed by the Registrar's Office and envelopes that require official signatures are charged a special handling fee. Expedited service (processing within 24 hours) is available for an additional fee per addressee. Express Mail or Federal Express services are also available; consult the Registrar's Office for special mailing fees.

Transcripts can be faxed with payment of an additional fees for domestic and international faxes. Transcripts that are faxed are generally not considered official, and confidentiality can not be guaranteed.

Transcript requests are not processed for anyone with outstanding obligations to the University. Fees are subject to change at any time.

## Veterans Affairs

The Registrar's veterans affairs coordinator provides information for veterans and their eligible dependents about U.S. Department of Veterans Affairs (VA) educational benefits and tutorial assistance. The coordinator also issues fee waivers to dependents of California veterans who are deceased or disabled due to service-related injuries and who meet income restrictions pursuant to California Education Code section 10652. The veterans affairs coordinator is located at 1113 Murphy Hall, (310) 825-5391. More information about these and other veterans services on campus can be found on the Registrar's Office website at <http://www.registrar.ucla.edu/faq/veteranfaq.htm>.

## Other Student Services

Programs and services are geared to supporting the mental, social, and physical development needs of students in a healthy, safe, and intellectually challenging environment.

## Arthur Ashe Student Health and Wellness Center

The Arthur Ashe Student Health and Wellness Center is a full-service medical clinic available to all registered UCLA students. Its clinical

staff of physicians, nurse practitioners, and nurses is board-certified. It offers primary care, specialty clinics, and physical and occupational therapy. The center has its own pharmacy, optometry, radiology, and laboratory. Visit, core laboratory test, and X-ray fees are all no-charge for students with the UCLA Student Health Insurance Plan (SHIP). Students with SHIP pay lower co-pays for prescriptions filled at the Ashe Center pharmacy. The plan year deductible is waived for network provider office visits, diagnostic X-rays, lab, CT, MRI, and payable emergency room facility fees. The deductible applies to all other services, including at the Ashe Center acupuncture, casts, devices, immunizations, injections, urgent care facility, and physical and occupational therapy. All fees incurred at the Ashe Center are billed directly to students' BAR accounts.

If a student withdraws, is dismissed, has registration fees cancelled, or takes a leave of absence during a term, he or she continues to be eligible for health services for the remainder of the term at full cost. If a student with SHIP withdraws with a less than 100% refund, SHIP continues through the remainder of the term.

The cost of services received outside the Ashe Center is each student's financial responsibility. Students who waive SHIP need to ensure that they are enrolled in a plan qualified to cover expenses incurred outside of the Ashe Center, and are responsible for knowing the benefits of and local providers for their medical plan.

For emergency care when the Ashe Center is closed, students may call nurse line telephone triage services at (866) 704-9660, or obtain treatment at the UCLA Medical Center Emergency Room or the nearest emergency room on a fee-for-service basis. It is the student's responsibility to have insurance billed. A student with SHIP must have follow-up visits, after emergencies, in the Ashe Center. If care cannot be provided in the Ashe Center, the Ashe Center clinician will give the student a written referral to a network provider.

The Ashe Center website processes students' proof of immunity to Hepatitis B prior to enrollment. Information about this requirement is available on the Ashe website; for questions, send e-mail to [shshepb@ashe.ucla.edu](mailto:shshepb@ashe.ucla.edu).

Office hours during the academic year are weekdays 8 a.m. to 6:30 p.m. except Friday, when service begins at 9 a.m. Located at 221 Westwood Plaza (next to John Wooden Center), (310) 825-4073; see <http://www.studenthealth.ucla.edu>.

## BruinCard

The UCLA BruinCard is a mandatory campuswide identification card that can electronically confirm student status and eligibility for services. A BruinCard is issued only upon presentation of supporting photo identification: a driver's license or state ID, passport, or military ID.

BruinCard features and functions include:

1. Official university ID used to gain admission to campus events, and to verify identification for health care at the Ashe center, examinations, and voting in student elections
2. EasyPay pre-paid debit card feature for purchases at campus stores and restaurants, and at select local merchants
3. Library card for materials check-out, copies, and printing
4. Campus gym and recreational facilities pass
5. Residence hall access key and meal card for residence dining halls and select campus restaurants
6. Laundry card at all university housing laundry facilities
7. Transportation card for discounted fares on Santa Monica and Culver City bus lines

Students with holds from an office with which they have an outstanding obligation (financial, academic, or administrative) may not receive services until the hold is released by the initiating office. For details

on outstanding holds and initiating offices, check URSA at <http://www.ursa.ucla.edu>.

To make a deposit, check account balance, view recent transactions, and report lost or stolen cards, see the BruinCard website at <http://www.bruincard.ucla.edu>.

BruinCard centers in 123 Kerckhoff Hall and 150A Sproul Hall are open weekdays from 9 a.m. to 4 p.m., (310) 825-2336.

## Bruin Resource Center

The Bruin Resource Center (BRC) can help students navigate the campus and its many services by directing them to the correct office and personnel to meet specific needs. The BRC can also help students cut through some of the “red tape” that can exist at any large university.

Services are offered to all students, with specialized services for transfer and re-entry students, student parents, and students transitioning out of foster care. Additional offerings include workshops and academic courses to help students develop practical skills and knowledge to succeed at UCLA. The BRC also houses the Veterans Resource Office which offers services specifically designed to assist veteran and current military member students. Located at B44 Student Activities Center; see <http://www.brc.ucla.edu>.

## Career Center

The UCLA Career Center offers services and resources to help students and alumni explore career possibilities, make career plans, develop skills for conducting a successful job search, obtain internships, and secure part- and full-time employment.

Services include career counseling; career laboratory; graduate and professional school planning; letters of reference service; credentials file services; Ph.D. career services; career fairs; information sessions; BruinView™ jobs, internships, and interviews; Bruin Alum-Link™ career counseling for UC eligible alumni; BruinView™ for Alumni; and international internships and other opportunities.

Workshops are offered on a variety of topics, including skills assessment, graduate and professional school preparation, résumé and curriculum vitae writing, mock interviews, international opportunities, and Internet job search strategies.

Career Center hours are 9 a.m. to 5 p.m. weekdays. Located in the Strathmore Building second and third floors, 501 Westwood Plaza, (310) 206-1915; see <http://career.ucla.edu>.

## Center for Student Programming

The Center for Student Programming (CSP) helps students start a club or join an existing one and serves as the official registry for all campus organizations. Staff members advise activities ranging from greek life to campus retention and student outreach. CSP assists students with program and leadership development and fund-raising, interprets and enforces University rules and regulations, and administers bulletin boards on campus. Located at 105 Kerckhoff Hall; see <http://www.studentactivities.ucla.edu>.

## Cultural and Recreational Affairs

The Department of Cultural and Recreational Affairs (UCLA Recreation) coordinates recreational programming and supervises campus recreational activities, facilities, and services. Located at 2131 Wooden Center; see <http://www.recreation.ucla.edu>.

## Dean of Students

The Office of the Dean of Students assists students with whatever needs they might have. Direct services include general counseling; sending emergency messages to students; and assisting in understanding University policies and procedures, including grievance procedures regarding student records, discrimination, and student debts. Located at 1206 Murphy Hall; see <http://www.deanofstudents.ucla.edu>.

## Disabilities and Computing Program

The Disabilities and Computing Program (DCP) provides adaptive technology and information access support and services for students, faculty, and staff with disabilities. Applications include voice input, Braille, large print, screen-reading software, and learning disability software. Consulting and training for individuals and departments are available. The program also offers Web accessibility evaluations and guidelines. The Disabilities and Computing Laboratory is open from 8:30 a.m. to 5 p.m. Monday through Friday. Located at 4909 Math Sciences, voice/TTY (310) 206-7133; see <http://www.dcp.ucla.edu>.

## Housing Services

### University Housing

Housing Services oversees on-campus housing for undergraduate students and university apartments for students with families and graduate students. Applications for on-campus housing and university apartments require a nonrefundable application fee. Apply online at <http://www.housing.ucla.edu/myhousing/>. For answers to frequently asked questions about housing and the application process, contact UCLA Housing Services online at <http://www.housing.ucla.edu/ask/>. Located at 360 De Neve Drive (Sproul Hall).

### Off-Campus Housing

The Community Housing Office offers rental resources for students, faculty, and staff interested in non-university, off-campus housing. The office maintains online listings that include vacant rental units, shared rentals, rooms in private homes, and short-term shared and vacant sublets (one to six months). Students search and post listings at no charge. Located at 360 De Neve Drive (Sproul Hall); see <http://www.cho.ucla.edu>.

## International Student Services

### Dashew Center for International Students and Scholars

The Dashew Center for International Students and Scholars assists international students with questions about immigration, employment, government regulations, financial aid, academic and administrative procedures, cultural adjustment, and personal matters. The center provides visa assistance for faculty, researchers, and postdoctoral scholars. It also offers programming to meet the needs of the campus multicultural population. Located at 106 Bradley International Hall; see <http://www.internationalcenter.ucla.edu>.

### International Education Office

Study abroad is an exciting and broadening experience that enriches any educational curriculum. The International Education Office (IEO) serves as the campuswide gateway to international education by developing, publicizing, and administering study abroad and student exchange programs. The programs include Education Abroad Program (EAP), Travel Study, Quarter Abroad, and various student exchange agreements. Located at B300 Murphy Hall; see <http://www.ieo.ucla.edu/>.

## Lesbian Gay Bisexual Transgender Campus Resource Center

The Lesbian Gay Bisexual Transgender (LGBT) Campus Resource Center provides education, information, and advocacy services for the UCLA community. The center offers support groups, educational workshops, training seminars, and social activities. It maintains a library of 4,000 books, periodicals, and films; a computer facility; and social space. The staff supports students, faculty, and staff who wish to connect to the campus LGBT community, feel they have experienced harassment or discrimination, or simply are looking for a welcoming space. Located at B36 Student Activities Center; see <http://www.lgbt.ucla.edu>.

## Libraries

The UCLA Library, a physical and virtual network of libraries serving programs of study and research in many fields, is among the top 10 ranked research libraries in the U.S. The total collections number more than 9 million volumes, more than 35,000 serial titles, and some 280,000 electronic resources.

Undergraduates are encouraged to use the College Library, which features collections and services in support of the undergraduate curriculum. The Arts Library, Louise M. Darling Biomedical Library, Richard C. Rudolph East Asian Library, Hugh and Hazel Darling Law Library, Eugene and Maxine Rosenfeld Management Library, Music Library, Charles E. Young Research Library, and Science and Engineering Library serve scholarly and research needs of undergraduate and graduate students and faculty. Additional materials are stored at the Southern Regional Library Facility (SRLF).

On the library website, users can search for collections, services, holdings, and information systems at UCLA, the UC system, and libraries worldwide; get help from a librarian online, by e-mail, or by telephone; find library hours and locations; and more. See <http://www.library.ucla.edu>.

## Mental Health Services

Counseling and Psychological Services (CAPS) offers students short-term personal counseling and psychotherapy at 221 Westwood Plaza (Wooden Center West), (310) 825-0768. Psychologists, clinical social workers, and psychiatrists assist with situational stresses and emotional problems that may include problems with interpersonal relationships, academic stress, loneliness, difficult decisions, sexual issues, anxiety, depression, or other concerns affecting the personal growth of students. See <http://www.counseling.ucla.edu>.

Services are confidential and available to regularly enrolled students. Students are seen individually or may choose from a number of groups offered each term. Appointments are made weekdays between 8 a.m. and 5 p.m. Emergency and walk-in counseling are also available. There are fees for all clinical services. If a student is enrolled in SHIP, these clinical fees are paid by SHIP. Students may access CAPS 24 hours a day for crisis counseling by calling (310) 825-0768.

## Office for Students with Disabilities

The Office for Students with Disabilities (OSD) provides a wide range of academic support services to regularly enrolled students with documented permanent or temporary disabilities in compliance with Section 504 of the Rehabilitation Act of 1973, the Americans with Disabilities Act (ADA) of 1990, and University policies. Academic support services are determined for each student based on specific disability-based requirements. Services include campus orientation and accessibility, note takers, readers, sign language interpreters, Learning Disability Program, registration assistance, test-taking facilitation, special parking assistance, real-time captioning, assistive

listening devices, on-campus transportation, adaptive equipment, support groups and workshops, tutorial referral, special materials, housing assistance, referral to UCLA's Disabilities and Computing Program, and processing of California Department of Rehabilitation authorizations. There is no fee for any of these services. All contacts and assistance are handled confidentially. Located at A255 Murphy Hall, voice (310) 825-1501, TTY (310) 206-6083; see <http://www.osd.ucla.edu>.

## Office of Ombuds Services

The Office of Ombuds Services is a resource that provides assistance in resolving conflicts, disputes, or complaints on an informal basis to all members of the UCLA community. This office is independent, neutral, and confidential. Located at 105 Strathmore Building. For more information see <http://www.ombuds.ucla.edu> or call (310) 825-7627.

## Parking and Commuter Services

### Commuter Assistance—Ridesharing

The Commuter Services and Information (CSI) Office informs students about commuting and transportation options. Learn more online or at the CSI office, located at 100 Strathmore Building (Strathmore Drive and Westwood Plaza), 7:45 a.m. to 5 p.m. weekdays, (310) 794-RIDE. See <http://www.transportation.ucla.edu>.

Many students form or join existing UCLA carpools or vanpools. Students can use Zimride, a Facebook application, to find one-time rides or create a carpool with fellow Facebook users. More than 160 vanpools commute to UCLA from over 80 Southern California communities. Full- and part-time vanpool riding opportunities are available. Registered two- and three-person student carpools are given top priority to receive parking (see below).

Discount fare options cover nearly all public transit coming to campus. *BruinGo!* offers a 25-cent fare on the Santa Monica Big Blue Bus and Culver CityBus lines (BruinCard required). The *Go Metro* quarterly pass offers half-price fares on all Metro Bus and Metro Rail lines. Students can also purchase half-price monthly passes to ride on LADOT Commuter Express, City of Santa Clarita Transit, and Antelope Valley Transit Authority commuter bus services.

### Parking Permits

Due to limited availability, parking at UCLA is offered to students who demonstrate the greatest need. Student parking permits are assigned through a point system that considers class standing, commute distance, employment, dependent children, and professional school obligations. Students are encouraged to apply on time and follow all application and payment guidelines in order to increase their chances of receiving a permit. Permits are not guaranteed.

All students whose residence is located in ZIP codes 90024 and 90025, and residence hall students (excluding Regents' Scholars) without an off-campus job, must file an appeal to obtain parking. For parking appeal forms and deadline dates, see <http://www.transportation.ucla.edu>.

When assigning parking permits to students, UCLA Parking Services gives the highest priority to carpools. All qualified two- and three-person student carpool groups that apply on time are given priority for carpool permits. Student carpool members share a discounted permit rate. To find someone with whom they can carpool, students may call (310) 794-RIDE.

Commuter and residence-hall student permits are assigned for the academic year and can be paid for annually or quarterly. Carpool permits must be applied for and purchased quarterly. Students who are not offered a parking assignment during a given term need to reapply the following quarter.

Student Parking Request forms, along with important quarterly due dates and information on how to apply for a parking permit, are available online, by calling (310) 825-6918, or in person weekdays from 7:45 a.m. to 5 p.m. at Parking Services. Students are encouraged to complete and submit parking applications online, check parking status and, if approved for parking, pay for their permit through a secure online payment process. See <http://www.parking.ucla.edu/appmain.htm>.

Students with permanent disabilities who have disabled persons' placards or DMV-issued disabled persons' license plates, and students with short-term disabilities, may apply to the Office for Students with Disabilities, (310) 825-1501, for parking assignments and on-campus transportation assistance.

Parking permits and access cards to campus lots and structures are not transferable and may be purchased only from UCLA Parking Services. Resale is prohibited and subjects both buyer and seller to disciplinary action.

## Student Legal Services

Currently registered and enrolled students with legal problems or questions about their legal rights can get assistance from experienced attorneys who help students resolve legal problems, including those related to landlord/tenant relations; accident and injury problems; criminal matters; domestic violence and harassment; divorces and other family law matters; automobile purchase, repair, and insurance problems; health care, credit, and financial aid issues; consumer problems; and University-related problems. Assistance is available by appointment from 9 a.m. to 5 p.m. weekdays. Student Legal Services

is located in A239 Murphy Hall, (310) 825-9894; see <http://www.studentlegal.ucla.edu>.

## UCLA Store: Textbooks and Course Materials

Textbooks and course readers for most classes are available in the **UCLA Store-Ackerman Union**, located on the A Level of Ackerman Union. For store hours, refund policies, and textbook information, call (310) 206-0790. For information on book buyback, call (310) 206-0785.

Law, management, urban planning, social welfare, public policy, architecture, art, urban design, information studies, and theater, film, and television textbooks are available at the **UCLA Store-Lu Valle Commons**. On-campus UCLA Extension textbooks are also stocked there. For more information, call (310) 825-7238.

Textbooks for medicine, dentistry, nursing, public health, and the health sciences are available at the **UCLA Store-Health Sciences**. For more information, call (310) 825-7721.

The best times to shop are on weekends, or before 10 a.m. and after 5 p.m. on weekdays. **Save your cash register receipts**, since they are required for returns or refunds. See the Calendar section for refund deadlines.

Find required textbooks at <http://www.uclastore.com>. Click on the textbooks tab and follow the directions on the screen. Computer Store price lists and the UCLA BookZone database for reference books and study aids are also online.



## Registrar's Services Directory

The Registrar's Office is open 9 a.m. to 4 p.m. weekdays. For more information, see the Registrar's Office Frequently Asked Questions at <http://www.registrar.ucla.edu/faq/>.

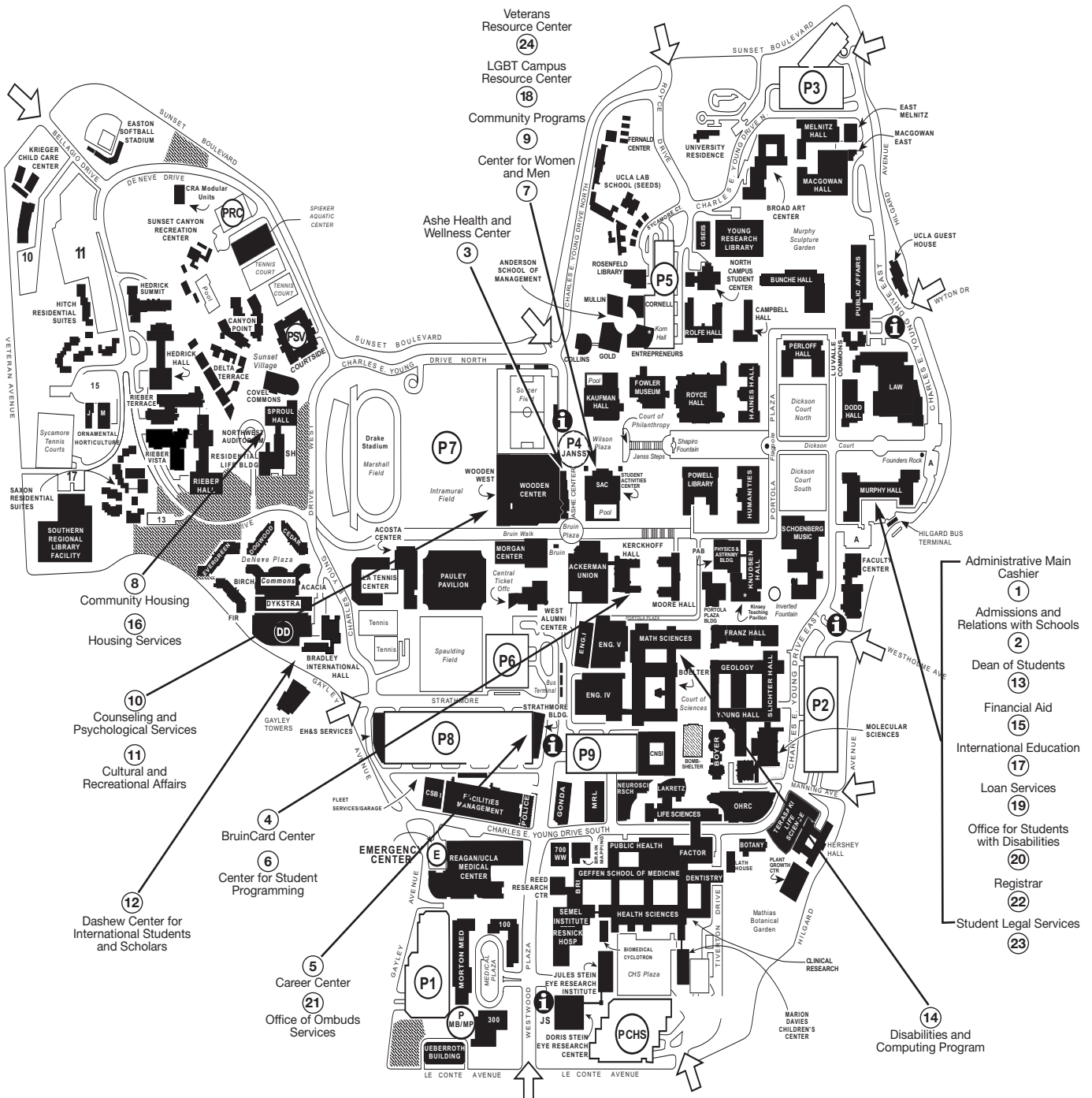
| Student Service  | Contact   | Location   |
|--|---|--|
| Degree auditor: current-term degree candidates, ask to see<br>Letters and Science Degree Auditors<br>Master's/Doctoral<br>Arts and Architecture<br>Engineering<br>Nursing<br>Theater, Film, and Television                                   | (310) 825-2754<br>(310) 825-2754<br>(310) 206-3564<br>(310) 825-2036<br>(310) 825-7181<br>(310) 825-5761            | 1113 Murphy Hall<br>1113 Murphy Hall<br>2200 Broad Art Center<br>6426 Boelter Hall<br>2-200 Factor Building<br>103 East Melnitz Building |
| Degree Progress Report (DPR)<br>View and print DPR   | URSA  |  |
| Diplomas<br>Receive for awarded degree; request duplicate or special order diploma   | (310) 825-1091, option 6  | 1113 Murphy Hall   |
| Enrollment Services<br>Process restricted courses and enrollment petitions   | (310) 825-1091, option 6  | 1113 Murphy Hall   |
| Fees<br>Receive information on approved fee reductions for part-time undergraduates; on refunds for withdrawal, dismissal, cancellation, leave of absence; or waivers for late registration fee payment, enrollment petition                 | (310) 825-1091, option 6  | 1113 Murphy Hall   |
| Grades<br>Receive current and past term grade reports/term printout<br>Inquire about procedures for grade changes or incomplete grades   | URSA<br>(310) 825-1091, option 6  | 1113 Murphy Hall   |
| Holds<br>Receive details on holds initiating offices   | URSA  |  |
| Personal Information<br>Change name or social security number<br>(name change forms available in Murphy Hall northwest lobby)<br>Change address, telephone, or contact information<br>Verify privacy options (disclosure of student records) | In person<br>URSA<br>URSA   | 1113 Murphy Hall<br>1113 Murphy Hall   |
| Readmission<br>File undergraduate readmission application<br>(forms available in Murphy Hall northwest lobby)  | (310) 825-1091, option 6  | 1113 Murphy Hall   |
| Registration<br>Cancel registration before the first day of class<br>Verify registration fee payment   | (310) 825-1091, option 6<br>URSA  | 1113 Murphy Hall   |
| Residence information for tuition purposes<br>Determine eligibility for change in residence status   | (310) 825-3447  | 1113 Murphy Hall   |
| Transcripts<br>Order official transcripts online<br>Order official transcripts in person<br>(forms available in Murphy Hall northwest lobby)   | URSA<br>In person<br>transcripts@registrar.ucla.edu   | 1113 Murphy Hall   |
| Verifications<br>Confirm status of student attendance, degrees, address information, loan forms, "good student" auto insurance forms (verification transcript)   | Student: URSA<br>Third party: <a href="http://www.studentclearinghouse.org">http://www.studentclearinghouse.org</a> |  |
| Veterans Affairs   | (310) 825-5391  | 1113 Murphy Hall   |

## Student Services Directory

Student Services support teaching, research, and public service functions of the University by providing programs, services, and educational experiences that promote the academic success of UCLA students and enhance the quality of campus life. Programs and services are geared to supporting the mental, social, and physical development needs of students in a healthy, safe, and intellectually challenging environment.

| Student Service  | Location                                   | Telephone  | Web Address   |
|--|--|--|---|
| 1. Administrative Main Cashier                                 | 1125 Murphy Hall                           | (310) 825-2201   | <a href="http://asksfs.custhelp.com">http://asksfs.custhelp.com</a>                           |
| 2. Admissions and Relations with Schools                       | 1147 Murphy Hall                           | (310) 825-3101   | <a href="http://www.admissions.ucla.edu">http://www.admissions.ucla.edu</a>                   |
| 3. Ashe Health and Wellness Center                             | 221 Westwood Plaza                         | (310) 825-4073   | <a href="http://www.studenthealth.ucla.edu">http://www.studenthealth.ucla.edu</a>             |
| 4. BruinCard Centers   | 123 Kerckhoff Hall<br>150A Sproul Hall     | (310) 825-2336<br>Report lost or stolen<br>card (310) 206-3199 | <a href="http://www.bruincard.ucla.edu">http://www.bruincard.ucla.edu</a>                     |
| 5. Bruin Resource Center                                       | B44 Student Activities<br>Center           | (310) 825-3945   | <a href="http://www.brc.ucla.edu">http://www.brc.ucla.edu</a>                                 |
| 6. Career Center   | 2nd and 3rd floors,<br>Strathmore Building | (310) 206-1915   | <a href="http://career.ucla.edu">http://career.ucla.edu</a>                                   |
| 7. Center for Student Programming                              | 105 Kerckhoff Hall                         | (310) 825-7041   | <a href="http://www.studentactivities.ucla.edu">http://www.studentactivities.ucla.edu</a>     |
| 8. Community Housing Office                                    | 360 De Neve Drive                          | (310) 825-4491   | <a href="http://www.cho.ucla.edu">http://www.cho.ucla.edu</a>                                 |
| 9. Community Programs Office                                   | 105 Student Activities<br>Center           | (310) 825-5969   | <a href="http://www.communityprograms.ucla.edu">http://www.communityprograms.ucla.edu</a>     |
| 10. Counseling and Psychological Services                      | Wooden Center West                         | (310) 825-0768   | <a href="http://www.counseling.ucla.edu">http://www.counseling.ucla.edu</a>                   |
| 11. Cultural and Recreational Affairs                          | 2131 Wooden Center                         | (310) 825-3701   | <a href="http://www.recreation.ucla.edu">http://www.recreation.ucla.edu</a>                   |
| 12. Dashew Center for International<br>Students and Scholars   | 106 Bradley<br>International Hall          | (310) 267-1681   | <a href="http://www.internationalcenter.ucla.edu">http://www.internationalcenter.ucla.edu</a> |
| 13. Dean of Students   | 1206 Murphy Hall                           | (310) 825-3871   | <a href="http://www.deanofstudents.ucla.edu">http://www.deanofstudents.ucla.edu</a>           |
| 14. Disabilities and Computing Program                         | 4919 Math Sciences                         | (310) 206-7133   | <a href="http://www.dcp.ucla.edu">http://www.dcp.ucla.edu</a>                                 |
| 15. Financial Aid Office (FAO)                                 | A129J Murphy Hall                          | (310) 206-0400   | <a href="http://www.fao.ucla.edu">http://www.fao.ucla.edu</a>                                 |
| 16. Housing Services   | 360 De Neve Drive                          | (310) 206-7011   | <a href="http://www.housing.ucla.edu/myhousing/">http://www.housing.ucla.edu/myhousing/</a>   |
| 17. International Education Office                             | B300 Murphy Hall                           | (310) 825-4995   | <a href="http://www.ieo.ucla.edu">http://www.ieo.ucla.edu</a>                                 |
| 18. Lesbian Gay Bisexual Transgender<br>Campus Resource Center | B36 Student Activities<br>Center           | (310) 206-3628   | <a href="http://www.lgbt.ucla.edu">http://www.lgbt.ucla.edu</a>                               |
| 19. Loan Services Office                                       | A227 Murphy Hall                           | (310) 825-9864   | <a href="http://www.loans.ucla.edu">http://www.loans.ucla.edu</a>                             |
| 20. Office for Students with Disabilities                      | A255 Murphy Hall                           | (310) 825-1501 (voice)<br>(310) 206-6083 (TTY)                 | <a href="http://www.osd.ucla.edu">http://www.osd.ucla.edu</a>                                 |
| 21. Office of Ombuds Services                                  | 105 Strathmore Building                    | (310) 825-7627   | <a href="http://www.ombuds.ucla.edu">http://www.ombuds.ucla.edu</a>                           |
| 22. Registrar's Office   | 1113 Murphy Hall                           | (310) 825-1091   | <a href="http://www.registrar.ucla.edu">http://www.registrar.ucla.edu</a>                     |
| 23. Student Legal Services                                     | A239 Murphy Hall                           | (310) 825-9894   | <a href="http://www.studentlegal.ucla.edu">http://www.studentlegal.ucla.edu</a>               |

# Student Services Map



# Academic Policies

## Admission Policies

An application for admission must be submitted and accepted in accordance with the schedule specified in the Calendar section before a new student may register at the University. Preliminary information about registering is given to new students when the Statement of Intent to Register is submitted online. Please note: Your admission to the University is only guaranteed for the term you are admitted. If you do not register for this “admit” term, you must apply for admission again.

## Undergraduate Readmission

### One-Term Absence

Students who complete a term (Fall, Winter, Spring), and do not register the following term, may return to UCLA the subsequent term as a continuing student and be eligible to register and enroll in advance.

### Planned Academic Leave (PAL) for International Travel

Students who plan to participate in a study abroad program sponsored by an institution other than UC are required to take a planned academic leave of absence (PAL) from UCLA. After they are accepted into a program, students must register their program with the UCLA International Education Office (IEO), B300 Murphy Hall. Registering the program also generates the student application for the leave of absence.

Requirements for programs and registration can be found on the IEO website at <http://www.ieo.ucla.edu/nonucprograms/>.

Students returning from an approved leave of absence for participation in a registered non-UC study abroad program are not required to seek readmission, but must provide official transcripts for coursework evaluation.

### Reentering Students

To return to the University after an absence of more than one term, students—except for those on PAL for non-UC study abroad—must complete an Undergraduate Application for Readmission form and file it with the Registrar’s Office. A nonrefundable fee applies (see “Miscellaneous Fees” in the Registration section).

To obtain a readmission application

1. Call 310-825-1091, option 6, and request that one be sent by mail
2. Send e-mail to [webfback@registrar.ucla.edu](mailto:webfback@registrar.ucla.edu) and request that one be sent by mail

Deadlines for filing applications for readmission are shown below. If a deadline falls on a Saturday or Sunday, it is extended to the next business day. Students are encouraged to apply at least four weeks prior to the deadline. Applications received after the deadline are assessed a late readmission fee and, if applicable, a late registration fee (see “Miscellaneous Fees”).

|                |             |
|----------------|-------------|
| Fall Quarter   | August 15   |
| Winter Quarter | November 25 |
| Spring Quarter | February 25 |

Students who have attended any educational institution—including another University of California campus or UCLA Extension—since their last attendance at UCLA must submit official transcripts from those schools with their application (unless work is being completed

abroad). Students admitted prior to Fall 1988 who have not been registered at UCLA for the last five years are required to resubmit official transcripts of *all* work completed outside UCLA. Action taken on the application is contingent upon receipt and evaluation of these transcripts. Mail the completed application, Statement of Legal Residence, and official transcripts (if applicable) to UCLA Registrar’s Office, Attn: Readmission, 1113 Murphy Hall, Box 951429, Los Angeles, CA 90095-1429.

## Graduate Registration and Readmission

For details on the policies below, consult *Standards and Procedures for Graduate Study at UCLA* at <http://www.gdnet.ucla.edu/publications.html>.

### Continuous Registration Policy

Graduate students must be either registered and enrolled or on an official leave of absence every term until their degrees are awarded. As an exception, certain graduate students may be eligible to pay the filing fee (see below). Failure to register or be on an official leave of absence for any term (Fall, Winter, Spring) constitutes withdrawal from UCLA.

### Filing Fee

Graduate students may be eligible to pay the filing fee (half the quarterly Student Services Fee [formerly University Registration fee]) in lieu of full registration fees for the term in which they expect to complete final degree requirements and receive their degree. Doctoral students are not eligible to pay the filing fee unless registered the immediately preceding term. International students must pay the filing fee by the deadline for registration at the beginning of a term.

Students who pay the filing fee are not eligible for University services beyond a maximum of 12 hours of faculty and staff time required to complete degree requirements and are not considered in the same status as registered students.

### Graduate Leave of Absence

Continuing graduate students in good standing (3.0 GPA or above) who have completed at least one term of UCLA graduate work may, with the support of their department and the approval of the Graduate Division, be eligible for leaves of absence. Graduate students are allowed a maximum of six quarters of official leave of absence. International students must consult with the Dashew Center for International Students and Scholars before applying for a leave of absence. Federal policy governing students on F-1 and J-1 visas restricts leaves of absence to certain conditions. Therefore, the Dashew Center, in consultation with the Graduate Division, individually evaluates each international graduate student request for a leave of absence to determine that it meets federal (and University) eligibility criteria.

Students on approved leave of absence are not permitted to use faculty time or make use of University facilities for more than 12 hours since their last registration and are not eligible for apprentice personnel employment or other services normally available to registered students. There is no need to apply for readmission, since the approved leave is for readmission to a specific term. The Registrar’s Office notifies students about registration information when their leave is due to expire.

Students obtain a Request for Leave of Absence form from their academic department. See the Calendar section for the filing deadline.

**In Absentia Registration.** Graduate students taking leaves of absence outside California for research or coursework related to their degree program may be eligible for in absentia registration. Students registered in absentia pay 15% of the Educational and Student Services (formerly University Registration) Fees, but pay the full amounts of other mandatory fees such as health insurance and non-resident tuition (if applicable). In absentia registration and fee reductions may be used for a maximum of six quarters or four semesters for academic doctoral students, and up to three quarters or two semesters for master's and graduate professional students. For complete details and restrictions, see the Graduate Division website at <http://www.gdnet.ucla.edu/gasaa/library/degreeinfo.htm#Petitions>.

## Readmission

Students who fail to register or take an official leave of absence are required to apply for readmission and are held to any changes in degree program requirements. Complete the online Application for Graduate Admission. A nonrefundable readmission application fee must be paid when the application is filed in accordance with deadlines published in the Calendar section.

## Reduced Nonresident Tuition for Doctoral Candidates

Nonresident graduate doctoral students who have advanced to candidacy are eligible for a 100 percent reduction in their annual nonresident tuition fee. The reduced nonresident tuition begins with the first academic term following the advancement to candidacy term. Students are eligible for reduced nonresident tuition for a maximum of three years (includes nonregistered time periods).

# Degree Policies

## Undergraduate Degrees

To qualify for a bachelor's degree, that is, to graduate in any school or College at UCLA, students must earn at least a C (2.0) average in all courses taken at any UC campus. In addition to the grade-point average requirement, students must satisfy (1) University requirements, (2) College or school requirements, and (3) department requirements. See the *UCLA General Catalog* for details.

## Degree Checks

Anytime prior to graduation students may request a review of degree progress. Official degree checks detail requirements remaining to complete the bachelor's degree. The degree check process varies by College or school:

**College of Letters and Science.** The Degree Progress Report (DPR) serves as the degree check. The DPR is a computer-generated assessment of all degree requirements and the courses taken to fulfill them. View and print DPRs through URSA or order one at a College counseling office (Academic Advancement Program, 1209 Campbell Hall; Honors Programs, A311 Murphy Hall; College Academic Counseling, A316 Murphy Hall). Students should review their DPR periodically with College and departmental undergraduate counselors to be sure they are on track to graduate.

Students who entered UCLA prior to Fall Quarter 1988 should consult their College counseling office (Academic Advancement Program, 1209 Campbell Hall; Honors Programs, A311 Murphy Hall; College Academic Counseling, A316 Murphy Hall).

**School of the Arts and Architecture.** Degree Progress Reports (DPRs) are available through URSA and on request from the Office of Student Services, 2200 Broad Art Center. Students should consult an adviser in the Office of Student Services when they have questions about university or school requirements or if they have

questions about their individual DPR. Questions regarding major requirements should be referred to the departmental counselor.

**Henry Samueli School of Engineering and Applied Science.** Students following a catalog year prior to 2006-07 and starting their upper division major field course work must submit a "satisfied" Academic Program Proposal to the Office of Academic and Student Affairs, 6426 Boelter Hall. The Academic Program Planner (APP) is an interactive self-advising system that informs these students if their academic programs meet the requirements for graduation. Students following the 2006-07 and later catalogs will use a program called DARS. Students should obtain an official degree check at least one term prior to their graduation term. For details, see [http://www.sea-soasa.ucla.edu/degree\\_check.html](http://www.sea-soasa.ucla.edu/degree_check.html).

**School of Nursing.** Students may initiate a request for an updated degree check by contacting the undergraduate student services coordinator in the Student Affairs Office, 2-137 Factor Building.

**School of Theater, Film, and Television.** Students entering as freshmen receive a written degree check on achieving junior standing. Students entering as juniors receive a degree check on entry. Students may initiate or request an updated degree check by making an appointment with their departmental counselor in the Student Services Office, 103 East Melnitz Building.

## Transfer Credit

Students who take courses at a college or university other than UCLA should first check the Articulation Agreements to determine how the courses will transfer. Articulation Agreements are lists of transferable courses from institutions other than UCLA. For questions, or if no Articulation Agreement exists, consult a counselor.

Once students complete the courses, they must have the other institution send transcripts to UARS, 1147 Murphy Hall, Box 951436, Los Angeles, CA 90095-1436. They must also go to UARS to submit a Transcript Locator Card (also known as a Transfer Credit Evaluation Request) to initiate a credit evaluation. Transfer students (who attended another college or university prior to attending UCLA) should discuss transfer credit with their College or school counselor and/or departmental adviser.

## Declaration of Candidacy

To initiate the steps leading to the award of a bachelor's degree, students must identify the term they expect to complete degree requirements through URSA by the time they complete 160 units (172 units for engineering students) to avoid a \$20 late candidacy fee. The identified term must fall within the academic year (four quarters) subsequent to the term in which students reach or expect to reach the 160- or 172-unit mark. Once they complete 160/172 or more units, a fee is assessed each time students change the degree expected term.

Current-term or past-term candidates over the unit limit must file a UCLA Declaration of Candidacy form at 1113 Murphy Hall. The form is available online at <http://www.registrar.ucla.edu/forms/>.

Friday of the second week is the last day to declare candidacy for the current term (with fee depending on units completed). Declaration of candidacy after the second week may result in a degree award date for the following term and additional penalty fees.

Verify the degree expected term through URSA. For questions about degree candidacy status, Letters and Science students may inquire at 1113 Murphy Hall. Arts and Architecture, Engineering, Theater, Film, and Television, and Nursing students should see their school office. A photo ID is required. Declaring candidacy is not a guarantee of graduation. Current-term candidates are not assigned enrollment appointments for the following term.

## In Absentia Graduation

Students who intend to complete degree requirements while nonregistered (those who take a course through UCLA Extension or at another institution, remove an Incomplete grade, and so on) must file a request to graduate in absentia with their degree auditor in 1113 Murphy Hall by the second-week candidacy deadline. Students graduating in absentia are assessed the undergraduate in absentia degree service fee in addition to the declaration of candidacy fee if they were also not registered in the term immediately prior to their degree expected term.

## Minors

Letters and Science students must petition to enter a minor through the department/office administering the program. School of Arts and Architecture, Engineering, Theater, Film, and Television, and Nursing students must also obtain the approval of their school. The last day to obtain the required approval(s) is Friday of the second week of the degree expected term. Late entry to a minor may result in a degree award date for the following term.

Satisfactory completion of the requirements for a minor is reflected on the final transcript and diploma.

## Final Degree Audits and Graduation

Degree auditors in the Registrar's Office for Letters and Science students (2200 Broad Art Center for Arts and Architecture students, 6426 Boelter Hall for Engineering students, 2-200 Factor Building for Nursing students, and 103 East Melnitz Building for Theater, Film, and Television students) are responsible for verifying each candidate's eligibility for a bachelor's degree. Degree auditors have information pertaining to a student's graduation only if that student has declared candidacy and completed 160 quarter units (172 units for engineering students).

During their graduating term, students should inform a degree auditor of grade changes, petitions for substitutions or exemptions, transfer credits, or similar changes that may affect their degree. Degree auditors notify students whose graduation eligibility cannot be verified of any requirements still outstanding and other problems in completing the degree.

Contact degree auditors only for questions about degree audits. Phone numbers are in the Registrar's Services Guide in the Student Services section. For graduation ceremony procedures, contact the College or schools. Names of students who request that no public information be released do not appear in commencement ceremony programs. Students may change their privacy status on URSA.

## Honors

### Latin Honors

The College and schools award Latin honors according to overall grade-point average (GPA) at graduation. Honors are reflected on official transcripts and diplomas. Eligible students must have completed at least 90 (98 for the School of Nursing) University of California units for a letter grade. The levels of honors are summa cum laude, magna cum laude, and cum laude. The minimum GPA requirements for the current academic year are as follows:

1. **School of the Arts and Architecture:** 3.896 for summa cum laude, 3.831 for magna cum laude, 3.742 for cum laude
2. **College of Letters and Science:** 3.877 for summa cum laude, 3.792 for magna cum laude, 3.660 for cum laude
3. **School of Nursing:** 3.877 for summa cum laude, 3.792 for magna cum laude, 3.660 for cum laude
4. **Henry Samueli School of Engineering and Applied Science:** 3.871 for summa cum laude, 3.771 for magna cum laude, 3.624

for cum laude. In addition, the school requires the upper division GPA to be 3.871 for summa cum laude, 3.771 for magna cum laude, 3.624 for cum laude; a minimum 3.25 GPA in the major; and at least 80 upper division units completed at UC

5. **School of Theater, Film, and Television:** 3.948 for summa cum laude, 3.879 for magna cum laude, 3.772 for cum laude

Requirements are subject to yearly change and other eligibility restrictions. Contact the College or school for information.

## Departmental Honors

Some departments in the College of Letters and Science award honors, which are reflected on official transcripts and the diploma, to graduates of their programs. Inquire about the availability of these honors in the department office.

## Tips For Graduating Seniors

1. All students should verify the degree expected term through URSA. If the degree expected term is incorrect, change it through URSA or by filing a UCLA Declaration of Candidacy form (available online at <http://www.registrar.ucla.edu/forms/>) at 1113 Murphy Hall. This must be done before Friday of the second week of the last quarter
2. All students should verify majors, minors, and specializations as they appear on the DPR and Grade Report during the final term. If any information is in error, contact the appropriate office or degree auditor
3. Students finishing degree requirements without being enrolled at UCLA in the final term (because, for example, they are removing Incomplete grades, adding or dropping courses, attending another institution) must file a request to graduate in absentia at 1113 Murphy Hall. This must be done before Friday of the second week of the degree expected term
4. Students completing coursework at another institution, including UCLA Extension, must make sure their official transcripts (with grades) are received by the degree auditor in the Registrar's Office no later than three weeks after the end of the degree expected term
5. Students completing their work in Spring Quarter through the Education Abroad Program should declare for Summer graduation. Check with Honors counselors and major departments about necessary petitions before going abroad
6. All students must satisfy any outstanding requirements before graduating. Any petitions to amend records must be filed no later than the last day of the degree expected term
7. Students in their final term should inform the Registrar's Office of mailing and e-mail address changes. An address change can be initiated on URSA, at 1113 Murphy Hall, or on the monthly BAR statement. Students who plan to move at the end of the degree expected term and who will not have access to URSA should file an address change, identifying a future mailing address and effective date, before leaving
8. Students may not graduate in one term and then retroactively add majors, minors, or specializations or add and drop courses, and so forth. On degree conferral, the undergraduate record is closed
9. Students should submit name changes to Enrollment and Degree Services, 1113 Murphy Hall, by the last day of the degree expected term for it to appear correctly on the diploma. Inform the Registrar's Office of any special accents or punctuation that should be reflected on the diploma. The name on record is the name that appears on the diploma
10. Students should check their privacy and FERPA options through URSA before they graduate. A student with a FERPA restriction will not appear in UCLA online or print directories or Commencement publications.

Certain UCLA online access and services expire upon separation from the University. Check the BruinTech "Before You Go" website at <http://map.ais.ucla.edu/go/1003850> for more information.

## Master's Degrees

Students who expect to complete master's degree requirements should submit an Advancement to Candidacy form to their department no later than the Friday of the second week of classes. See the Calendar section for deadlines.

After completion of all course requirements and the comprehensive examination or the thesis, the Registrar's Office reviews the student's courses and grades in order to confirm the awarding of the degree. Once the process is completed (approximately six weeks after the end of the term), the degree is recorded on the student's record and appears on any official transcript ordered.

During the final term, the student must inform the Registrar's Office of mailing and e-mail address changes. An address change can be initiated on URSA, at 1113 Murphy Hall, or through the monthly BAR statement.

## Transcripts and Diplomas

For graduating students, academic transcripts with the graduation date included are available approximately seven weeks after the end of the term. Students requiring earlier proof of graduation may contact degree auditors in 1113 Murphy Hall and request a certificate of completion. The first certificate of completion is free of charge; a fee is charged for each additional copy. An additional special processing fee may be assessed if

1. The request for a certificate is made before grades are posted for the term and
2. The auditor must take special action to verify a grade or grades, expedite a transfer credit evaluation, or obtain other documentation necessary to clear you for the degree

Diplomas for both undergraduate and graduate students are available approximately three to four months after the degree award date. Information about obtaining diplomas in person (no fee) or by mail (with fee) is sent to student e-mail addresses approximately seven weeks after the end of the final term. To expedite receipt of diplomas, students are encouraged to return the diploma mail request form and remit the mailing fee. The form is available online at <http://www.registrar.ucla.edu/forms/>. A diploma hotline with current recorded diploma information is available seven days a week, 24 hours a day at (310) 825-8883.

To be reflected on the diploma, name changes must be submitted to the Registrar's Office, 1113 Murphy Hall, by the last day of the

degree expected term. Students submitting name changes after that date must request a replacement diploma at 1113 Murphy Hall. The special order diploma fee is assessed.

If an original diploma is destroyed, a duplicate may be ordered from the Registrar's Office, Diploma Reorder, 1113 Murphy Hall. The duplicate diploma request form is also available online at <http://www.registrar.ucla.edu/forms/>. There is a fee for the replacement diploma, and it bears a reissue date and the signatures of the current officials of the state and University.

## Closure of Student Record

Student records are closed to revisions in enrollment, grading, and academic actions upon award of a degree. Students are responsible for requesting review of their record prior to award of their degree. See UCLA Procedure 220.1 Student Grievances Regarding Challenge to Content of Student Records Under the Family Educational Rights and Privacy Act, which may be found at [http://www.adminvc.ucla.edu/appm/entry\\_policies.asp?vSection=public/220-1.htm](http://www.adminvc.ucla.edu/appm/entry_policies.asp?vSection=public/220-1.htm).

Changes requested by an individual after award of a degree are considered by the College or school only under extraordinary circumstances. Supportive documentation is required. Upon action of the academic dean, a statement of the request for revision and a note of the change may be recorded only in the memoranda section of the transcript.

## Class Levels

Class levels at UCLA are determined on the basis of the chart below:

| Undergraduate Levels |                 |
|----------------------|-----------------|
| Class Designation    | Units Completed |
| Freshman (FR)        | 0-44.9          |
| Sophomore (SO)       | 45-89.9         |
| Junior (JR)          | 90-134.9        |
| Senior (SR)          | 135 or more     |
| EAP Reciprocity (UE) | —               |

Class level is based on completed and any in-progress units. For undergraduate students, class level determines the URSA enrollment appointment time (obtainable through URSA).

# Civic Engagement Opportunities

## UCLA Center for Community Learning

In collaboration with academic departments, the UCLA Center for Community Learning (CCL) offers undergraduate students the opportunity to participate in a variety of structured and rigorous academic courses that promote citizenship, leadership, and social justice through service learning, internships, and other community-based learning experiences. The courses connect the research interests of faculty members and students with the needs and priorities of UCLA's community partners. The center advises students on internships and service learning opportunities and administers the Civic Engagement minor. See <http://www.communitylearning.ucla.edu>.

### Civic Engagement Minor

The Civic Engagement minor is designed to provide students with a core analytical, experiential, and theoretical framework for understanding issues of community building, governance, and the use of civic resources. It examines the connections between individual success and societal structures, while exploring traditions of service and the history of civic movements. The minor can be paired with any major as an applied and active way of putting disciplinary tools to use and is intended for highly motivated students of any ideological perspective who are committed to education among a broader community of learners. See <http://www.communitylearning.ucla.edu/minors.htm>.

### Internships and Service Learning

The Center for Community Learning (CCL) provides opportunities for junior and senior students to link hands-on experience with classroom education. Many courses and programs are offered that require fieldwork in the form of internships or community service projects. Interested students should visit A265 Murphy Hall, (310) 825-7867, for advice on enrolling in internships and service learning courses. Courses are listed at <http://www.communitylearning.ucla.edu/internships.htm> and at <http://www.communitylearning.ucla.edu/servicelearning.htm>.

The following service learning courses are offered Fall Quarter 2010:

Applied Linguistics 121SL. Oral History: Latino New Immigrant Youth. (5)

Chicana and Chicano Studies 100SL. Barrio Service Learning. (4)

Life Sciences 71SL. Classroom Practices in Elementary School Science. (2)

Life Sciences 72SL. Classroom Practices in Middle School Science. (2)

Life Sciences 73SL. High School Science. (2)

Mathematics 72SL. Classroom Practices in Middle School Mathematics. (2)

Statistics 140SL. Practice of Statistical Consulting. (4)

AAP students who participate in the Rosa Parks Community Development Internship Program and Teachers for Tomorrow can earn academic credit by enrolling in CCL-sponsored community-based service learning projects.

## University of California Center Sacramento

The University of California Center Sacramento (UCCS) is operated by UC Davis and co-sponsored by the UC Office of the President. The center's long-term goal is to bring together UC faculty members with undergraduate and graduate students to pursue research related to state government, politics, and public policy.

During Fall, Winter, and Spring Quarters, the residential program offers students an opportunity to participate in an intensive internship course and enroll in a research seminar that investigates policy issues related to the internship. A political journalism program is available during the summer. UCCS is open to all juniors and seniors with a 3.0 grade-point average. Contact the UCLA Center for Community Learning, A265 Murphy Hall, (310) 825-7867, for more information. See <http://www.communitylearning.ucla.edu/uc-center-sacramento.html> and <http://uccs.universityofcalifornia.edu>.

## Quarter in Washington, DC

The Center for American Politics and Public Policy (CAPPP) selects undergraduate students each fall, winter, and spring to participate in its Quarter in Washington Program. The program offers an exciting opportunity to combine UCLA courses with research and field experience. Students live at the UC Washington Center for up to 12 weeks, dividing their time between courses taught by UC faculty members and a part-time internship placement. They are registered as UCLA students and earn UC credit in multiple majors (by petition) for all classes taken. The core course, a research development seminar, is multiple-listed in political science, sociology, and history, meets the capstone requirement for the Public Affairs minor, applies toward the Civic Engagement minor, and is eligible for College Honors by petition. At least one course in a subject other than political science, such as economics or history, is usually offered each quarter. All courses take advantage of Washington's unique resources for study and research. Center administrators help students find a field placement that complements a substantial research project. Contact the CAPPP Office, 2133 Rolfe Hall, (310) 206-3109 or send e-mail to [info@capppp.ucla.edu](mailto:info@capppp.ucla.edu). See <http://www.capppp.ucla.edu/quarterinwashington/>.



# Collegium of University Teaching Fellows Seminars

---

The Collegium of University Teaching Fellows (CUTF) is an innovative program that creates unique learning opportunities for both graduate teaching fellows and undergraduate students on campus. Through the program, some of UCLA's very best advanced graduate students have the opportunity to develop and teach a lower division seminar in their field of specialization on a one-time only basis. This experience serves as a capstone to the teaching apprenticeship, preparing them for the academic job market and their role as future faculty members. At the same time, undergraduate students who enroll in CUTF seminars have the chance to take courses that are at the cutting edge of a discipline, and to experience the benefits of participating in a small-seminar environment. Seminars are taught in Winter and Spring Quarters.

# Intercampus Course Offerings

For enrollment policies regarding distance learning, see "Simultaneous UC Enrollment" in the Enrollment section of the *Schedule*. The enrollment form, *Undergraduate Application for Simultaneous UC Enrollment*, can be obtained from the Registrar's Office forms website at <http://www.registrar.ucla.edu/forms/>.

## Distance Learning at UCLA

Distance learning courses offered through UCLA connect students and faculty through live real-time interaction to sites outside UCLA, including other universities and institutions around the world. Through the use of videoconference technology, participants at both sites can see and hear each other, and multisite conferencing is available to enable students at three or four different locations to take the same course together.

Distance learning courses and videoconferencing can take place wherever there is a network connection to the Internet, which includes 80 percent of general assignment classrooms at UCLA. In addition, there are facilities on campus dedicated for use as distance learning classrooms and for videoconferencing.

For more information, contact Don Roby at (310) 206-7449 or send e-mail to [vidcon@ucla.edu](mailto:vidcon@ucla.edu). For further information about the classrooms that have Internet connectivity, see <http://www.oid.ucla.edu/avs/>. For course ID numbers, times, and locations, see the appropriate department and course listing section of the *Schedule of Classes*.

At press time, no distance learning courses are scheduled for Fall Quarter 2010.

## Distance Learning for Less Commonly Taught Languages

In order to make the most of language resources available at the University of California campuses, the UC Consortium for Language Learning and Teaching encourages the use of distance learning to promote access to the less commonly taught languages. Through UC Simultaneous Enrollment, students can enroll in language courses that use videoconferencing to bring students and faculty members from different campuses together.

### Other UC Campuses Incoming Videoconferencing Courses

In 2010-11, UC Berkeley is offering language courses in beginning, intermediate, and advanced Danish and intermediate and advanced Khmer via videoconference. Each class session is transmitted via Internet videoconferencing to UCLA so that students at UCLA can participate and interact in real time with students in the UCB classroom. UCLA videoconferencing sessions are held in the Instructional Media Laboratory, 270 Powell Library Building.

UCLA undergraduate students can request enrollment in the UCB classes using the *Undergraduate Application for Simultaneous*

*UC Enrollment* form. Applications are available at <http://www.registrar.ucla.edu/forms/> or from the student affairs advising offices in the College and schools. Graduate students may enroll through the Intercampus Exchange Program; applications are available at Graduate Admissions/Student and Academic Affairs, 1255 Murphy Hall. Grades and units are entered as transfer credit from UCB.

Students interested in the classes should consult the UC Berkeley *Schedule of Classes* at <http://schedule.berkeley.edu>.

NOTE: UCB is on the semester calendar. Fall Semester instruction begins August 26, 2010. The Khmer class begins September 23, 2010; all other classes begin August 26.

### Khmer

**100A. Intermediate Khmer. (5 semester units)** Lecture, five hours. Requisites: courses 1A, 1B. Building of spoken proficiency, with emphasis on everyday storytelling and expression of emotions, feelings, and opinions. Experience in reading progressively difficult authentic Khmer texts, including folktales and newspaper articles. Study of important patterns and structures in Khmer grammar and morphology. Building of foundation in formal spoken Khmer, expression of opinions and positions, forming of arguments, and learning to discuss variety of topics, including Khmer religion, village culture, news, and advertising, with educated Khmer speakers. P/NP or letter grading. Taught by UCB lecturer F. Smith Monday through Thursday from 4 to 5:30 p.m. and videoconferenced to 270 Powell Library Building.

### Scandinavian

**4A. Beginning Danish. (4 semester units)** Language instruction, three hours; computer laboratory, one hour. Development of basic elements of communicative competence in both spoken and written language within cultural context. P/NP or letter grading. Taught by UCB lecturer K. Moller Tuesday and Thursday from 2 to 3:30 p.m. and videoconferenced to 270 Powell Library Building.

**100A. Scandinavian Languages and Linguistics (Intermediate Danish). (4 semester units)** Language instruction, two hours; lecture, one hour. Requisite: course 1B, 3B, or 4B. In context of inter-Scandinavian communication, further development of communicative competence, reading and writing abilities, and cultural understanding in target language (Danish). P/NP or letter grading. Taught by UCB lecturer K. Moller Tuesday and Thursday from 11 a.m. to noon and videoconferenced to 270 Powell Library Building.

### UCLA Outgoing Videoconferencing Courses

UCLA is offering the following course through videoconferencing. Students from other UC campuses may enroll through UC Simultaneous Enrollment. Non-UC students may enroll with consent of instructor through UCLA Extension. Consult the Registrar's Office on the respective campuses for details about where to obtain the enrollment form and for the policies that apply to simultaneous enrollment on each campus.

### Czech

**102A. Advanced Czech. (4)** Lecture, three hours. Requisite: course 101C. P/NP or letter grading. Taught by S. Kresin Monday and Friday from noon to 1:50 p.m. and Wednesday from noon to 12:50 p.m. in 311 Humanities Building and videoconferenced to UC Santa Barbara.

# Writing II Courses

The Writing II requirement can be satisfied by completing a writing course selected from a list approved by the Faculty Executive Committee. Consult the online *Schedule of Classes* for the most current list of approved courses.

Consult your College or school adviser for additional general education information.

## Anthropology

**M148W. Talk and Body. (5)** (Formerly numbered M148.) (Same as Applied Linguistics M161W and Communication Studies M123W.) Lecture, four hours; discussion, one hour. Enforced requisite: English Composition 3 or 3H or English as a Second Language 36. Relationship between language and human body raises host of interesting topics. New approaches to phenomena such as embodiment become possible when body is analyzed, not as isolated entity, but as visible agent whose talk and action are lodged within both processes of human interaction and rich settings where people pursue courses of action that count in their lives. Satisfies Writing II requirement. Letter grading. **(Not approved for GE Foundations)**

## Applied Linguistics

**10W. Language in Action: Perspectives from Applied Linguistics. (5)** Lecture, three hours; discussion, two hours. Enforced requisite: English Composition 3 or 3H or English as a Second Language 36. Not open for credit to students with credit for course 10. Introduction to rich variety of topics, approaches, research, and resources in interdisciplinary field of applied linguistics as it is practiced at UCLA. Series of presentations by various faculty members whose work is in those areas. Introduction to various ways language works in real life and how this can be described and studied in systematic ways; designed to teach students to write effectively. Satisfies Writing II requirement. Letter grading. **(GE Foundation — Arts and Humanities: Philosophical and Linguistic Analysis)**

**102W. Nature of Learning. (5)** Lecture, four hours; discussion, one hour. Enforced requisite: English Composition 3 or 3H or English as a Second Language 36. Exploration of learning via examination of second language acquisition. All normal children acquire language of their family and community (i.e., first language acquisition is ubiquitous). Success in second language acquisition is radically variable, and many learners, in spite of substantial opportunity and ability, achieve proficiencies that fall far below that of native speakers. Examination of interaction of emotion and cognition and nature of aptitude and motivation in learning. Primary vehicle for investigation to be autobiographies of second language learners. Satisfies Writing II requirement. Letter grading. **(Not approved for GE Foundations)**

**M161W. Talk and Body. (5)** (Formerly numbered M161.) (Same as Anthropology M148W and Communication Studies M123W.) Lecture, four hours; discussion, one hour. Enforced requisite: English Composition 3 or 3H or English as a Second Language 36. Relationship between language and human body raises host of interesting topics. New approaches to phenomena such as embodiment become possible when body is analyzed, not as isolated entity, but as visible agent whose talk and action are lodged within both processes of human interaction and rich settings where people pursue courses of action that count in their lives. Satisfies Writing II requirement. Letter grading. **(Not approved for GE Foundations)**

## Asian

**60W. Introduction to Buddhism. (5)** Lecture, three hours; discussion, one hour. Enforced requisite: English Composition 3 or 3H or English as a Second Language 36. Not open for credit to students with credit for course 60. Knowledge of Asian languages not required. General survey of Buddhist worldview and lifestyle, with focus on those religious doctrines and meditative practices most essential to various Asian traditions of Buddhism. Particular attention to problems involved in study of religion. Satisfies Writing II requirement. Letter grading. **(GE Foundation — Arts and Humanities: Literary and Cultural Analysis)**

## Communication Studies

**M123W. Talk and Body. (5)** (Formerly numbered M123.) (Same as Anthropology M148W and Applied Linguistics M161W.) Lecture, four hours; discussion, one hour. Enforced requisite: English Composition 3 or 3H or English as a Second Language 36. Relationship between language and human body raises host of interesting topics. New approaches to phenomena such as embodiment become possible when body is analyzed, not as isolated entity, but as visible agent whose talk and action are lodged within both processes of human interaction and rich settings where people pursue courses of action that count in their lives. Satisfies Writing II requirement. Letter grading. **(Not approved for GE Foundations)**

## Comparative Literature

**2AW. Survey of Literature: Antiquity to Middle Ages. (5)** Lecture, two hours; discussion, two hours. Enforced requisite: English Composition 3 or 3H or English as a Second Language 36. Not open for credit to students with credit for course 1A or 4AW. Study of selected texts from antiquity to Middle Ages, with emphasis on literary analysis and expository writing. Texts include works and authors such as *Odyssey*, *Gilgamesh*, Sappho, Greek tragedies, *Aeneid*, Petronius, *Beowulf*, Marie de France, *Tristan and Iseult*, *1001 Nights*, *Popul Vuh*. Satisfies Writing II requirement. Letter grading. **(GE Foundation — Arts and Humanities: Literary and Cultural Analysis)**

**2CW. Survey of Literature: Age of Enlightenment to 20th Century. (5)** Lecture, two hours; discussion, two hours. Enforced requisite: English Composition 3 or 3H or English as a Second Language 36. Not open for credit to students with credit for course 1C or 4CW. Study of selected texts from Age of Enlightenment to 20th century, with emphasis on literary analysis and expository writing. Texts may include works by authors such as Swift, Voltaire, Diderot, Rousseau, Goethe, Flaubert, Ibsen, Strindberg, M. Shelley, Dostoevsky, Kafka, James Joyce, Garcia Marquez, and Jamaica Kincaid. Satisfies Writing II requirement. Letter grading. **(GE Foundation — Arts and Humanities: Literary and Cultural Analysis)**

**2DW. Survey of Literature: Great Books from World at Large. (5)** Lecture, two hours; discussion, two hours. Enforced requisite: English Composition 3 or 3H or English as a Second Language 36. Not open for credit to students with credit for course 1D or 4DW. Study of major literary texts usually overlooked in courses that focus only on canon of Western literature, with emphasis on literary analysis and expository writing. Texts from at least three of following areas read in any given term: African, Caribbean, East Asian, Latin American, and Middle Eastern literature. Satisfies Writing II requirement. Letter grading. **(GE Foundation — Arts and Humanities: Literary and Cultural Analysis)**

**4AW. Literature and Writing: Antiquity to Middle Ages. (5)** Discussion, four hours. Enforced prerequisite: English Composition 3 or 3H or English as a Second Language 36. Not open for credit to students with credit for course 1A or 2AW. Study and discussion of selected texts from antiquity to Middle Ages, with emphasis on literary analysis and expository writing. Texts include works and authors such as *Iliad*, *Odyssey*, *Gilgamesh*, Sappho, Greek tragedies, *Aeneid*, Petronius, *Beowulf*, or Marie de France. Satisfies Writing II requirement. Letter grading. **(GE Foundation — Arts and Humanities: Literary and Cultural Analysis)**

**4BW. Literature and Writing: Middle Ages to 17th Century. (5)** Discussion, four hours. Enforced prerequisite: English Composition 3 or 3H or English as a Second Language 36. Not open for credit to students with credit for course 1B or 2BW. Study and discussion of selected texts from Middle Ages to 17th century, with emphasis on literary analysis and expository writing. Texts may include works and authors such as Chaucer, Dante's *Divine Comedy*, Cervantes' *Don Quixote*, Shakespeare, *1001 Nights*, Christine de Pizan, *Popul Vuh*, Molière, and Racine. Satisfies Writing II requirement. Letter grading. **(GE Foundation — Arts and Humanities: Literary and Cultural Analysis)**

**4CW. Literature and Writing: Age of Enlightenment to 20th Century. (5)** Discussion, four hours. Enforced prerequisite: English Composition 3 or 3H or English as a Second Language 36. Not open for credit to students with credit for course 1C or 2CW. Study and discussion of selected texts from Age of Enlightenment to 20th century, with emphasis on literary analysis and expository writing. Texts may include works by authors such as Swift, Voltaire, Diderot, Rousseau, Goethe, M. Shelley, Flaubert, Ibsen, Strindberg, Dostoevsky, Gogol, Kafka, Joyce, Beckett, L. Hughes, and Garcia Marquez. Satisfies Writing II requirement. Letter grading. **(GE Foundation — Arts and Humanities: Literary and Cultural Analysis)**

**4DW. Literature and Writing: Great Books from World at Large. (5)** Discussion, four hours. Enforced prerequisite: English Composition 3 or 3H or English as a Second Language 36. Not open for credit to students with credit for course 1D or 2DW. Study and discussion of major literary texts usually overlooked in courses that focus only on canon of Western literature, with emphasis on literary analysis and expository writing. Texts from at least three of following areas read in any given term: African, Caribbean, East Asian, Latin American, and Middle Eastern literature. Texts may include works by authors such as Ngugi, Desai, Kincaid, Emecheta, El Saadawi, Achebe, Pak, Can Xue, Neruda, and Rushdie. Satisfies Writing II requirement. Letter grading. **(GE Foundation — Arts and Humanities: Literary and Cultural Analysis)**

## Engineering

**183EW. Engineering and Society. (4)** (Formerly numbered 183.) Lecture, four hours; discussion, three hours; outside study, five hours. Limited to sophomore/junior/senior engineering students. Professional and ethical considerations in practice of engineering. Impact of technology on society and on development of moral and ethical values. Contemporary environmental, biological, legal, and other issues created by new technologies. Emphasis on research and writing within engineering environments. Writing and revision of about 20 pages total, including two individual technical essays and one team-written research report. Readings address technical issues and writing form. Satisfies engineering writing requirement. Letter grading. **(Not approved for GE Foundations)**

**185EW. Art of Engineering Endeavors. (4)** (Formerly numbered 185.) Lecture, four hours; discussion, three hours; outside study, five hours. Designed for juniors/senior engineering students. Nontechnical skills and experiences necessary for engineering career success. Importance of group dynamics in engineering practice. Teamwork and effective group skills in engineering environments. Organization and control of multidisciplinary complex engineering projects. Forms of leadership and qualities and characteristics of effective leaders. How engineering, computer sciences, and technology relate to major ethical and social issues. Societal demands on practice of engineering. Emphasis on research and writing in engineering environments. Satisfies engineering writing requirement. Letter grading. **(Not approved for GE Foundations)**

## English

**4HW. Critical Reading and Writing (Honors). (5)** Lecture, four hours. Enforced prerequisite: English Composition 3 or 3H or English as a Second Language 36. Introduction to literary analysis, with close reading and carefully written exposition of selections from principal modes of literature: poetry, prose fiction, and drama. Minimum of four papers (three to five pages each) and two in-class essays. Satisfies Writing II requirement. Letter grading. **(Not approved for GE Foundations)**

**4W. Critical Reading and Writing. (5)** Lecture, four hours. Enforced prerequisite: English Composition 3 or 3H or English as a Second Language 36. Introduction to literary analysis, with close reading and carefully written exposition of selections from principal modes of literature: poetry, prose fiction, and drama. Minimum of four papers (three to five pages each) and two in-class essays. Satisfies Writing II requirement. Letter grading. **(Not approved for GE Foundations)**

## Honors Collegium

**21W. Rise and Fall of Modernism. (6)** Seminar, three hours; writing laboratory, two hours. Enforced prerequisite: English Composition 3 or 3H or English as a Second Language 36. Study of early and middle 20th-century's attempt to construct significance in a general climate of disillusionment by way of literature, literary criticism, and other intellectual movements. Satisfies Writing II requirement. Letter grading. **(Not approved for GE Foundations)**

## Nursing

**152W. Human Development/Health Promotion in Culturally Diverse Populations. (5)** (Formerly numbered 152.) Lecture, four hours; discussion, two hours. Enforced prerequisite: English Composition 3 or 3H or English as a Second Language 36. Limited to nursing students. Introduction to primary prevention strategies as they pertain to health and wellness across lifespan, using population-based approach to nursing care of diverse populations. Priorities in nutrition and reproductive health, including issues related to contraception and parenting; well-child care, school-age health, and chronic illness prevention strategies for young- and middle-aged adults; elderly who live independently in communities or within institutions. Analysis of influence of overarching political, societal, and governmental systems within U.S. Satisfies Writing II requirement. Letter grading. **(Not approved for GE Foundations)**

## Russian

**25W. Russian Novel in Translation. (5)** Lecture, three hours; discussion, one hour. Enforced prerequisite: English Composition 3 or 3H or English as a Second Language 36. Not open for credit to students with credit for course 25. Designed for nonmajors. Study of major works by the great 19th-century Russian novelists. Satisfies Writing II requirement. Letter grading. **(GE Foundation — Arts and Humanities: Literary and Cultural Analysis)**

## Scandinavian

**50W. Introduction to Scandinavian Literatures and Cultures. (5)** Lecture, three hours; discussion, one hour. Enforced prerequisite: English Composition 3 or 3H or English as a Second Language 36. Not open for credit to students with credit for course 50. Designed for students in general and for those wishing to prepare for more advanced and specialized studies in Scandinavian literature and culture. Selected works from literatures of Denmark, Norway, Sweden, Iceland, and Finland, ranging from myth, national epic, saga, and folktale through modern novel, poem, play, short story, and film, read in English and critically discussed. Satisfies Writing II requirement. Letter grading. **(GE Foundation — Arts and Humanities: Literary and Cultural Analysis)**

# Academic Counseling

New undergraduates are encouraged to obtain counseling prior to enrollment in classes and are required to do so by the Henry Samueli School of Engineering and Applied Science. See the list below for the names and contact numbers for your departmental or school advisers.

**Arts and Architecture** (310) 206-3564

**Engineering and Applied Science** (310) 825-9580

**Letters and Science** (310) 825-3382

**Nursing** (310) 825-7181

**Theater, Film, and Television** (310) 206-8441

## College Academic Counseling

The College of Letters and Science offers a wide range of academic counseling assistance to its students, including

1. Assistance with program planning
2. Assessment of degree requirements
3. Help in choosing a major
4. Counseling regarding scholastic difficulty
5. Discussion of academic options and alternatives
6. Group counseling sessions on specific topics
7. Requests for exceptions to regulations
8. ASK Peer Counseling Scholars
9. Counseling Assistants

To schedule an appointment, visit College Academic Counseling, A316 Murphy Hall, Monday through Friday from 8:30 a.m. to 4:30 p.m. All appointments are scheduled in person on a same-day first-come, first-served basis. Quick questions may be directed to (310) 825-3382. No appointments are scheduled by telephone.

## Counseling Assistants

Counseling Assistants (CAs) are trained graduate students who assist first- and second-year undergraduates transition to university life. CAs can help with selecting programs, majors, and courses. They advise students about department requirements and course content, offer referrals to faculty and department resources, and can advise students who are interested in graduate and professional school programs. CAs answer quick questions in Virtual Counseling on MyUCLA, 3 to 4 p.m. Monday through Friday and 7 to 8 p.m. Monday through Thursday. Appointments are scheduled in advance, or same-day when available, at College Academic Counseling window 1.

## ASK Peer Counselors

ASK peer counselors are trained undergraduates who provide academic information and advice for Letters and Science students from a unique peer perspective. The program encourages students who might not otherwise seek academic guidance to obtain information with greater convenience and a minimum of formality. Counselors advise students on College rules and regulations, deadlines, referrals, petitions, and general academic issues. ASK also publishes a weekly newsletter, *UCLA Confidential*, and updates the College online frequently-asked questions webpage. Counselors are available weekdays on a walk-up basis at five different campus locations: A-level Ackerman Union from 11 a.m. to 2 p.m. Tuesday through Thursday; Court of Sciences and Royce Quad from 10 a.m.

to 2 p.m., A316C Murphy Hall (ASK Web Lab) from 10 a.m. to 3 p.m., and adjacent to 1104 Murphy Hall from 10 a.m. to 3 p.m., Monday through Friday when school is in session. ASK counselors answer e-mail questions at [ask@college.ucla.edu](mailto:ask@college.ucla.edu). See also the FAQ at <http://www.college.ucla.edu/ask/>.

## Academic Advancement Program

Academic Advancement Program (AAP) counselors work with AAP students to plan their academic programs, monitor their progress toward a degree, provide them with information about different majors' requirements and prerequisites, and discuss graduate school and career options. AAP counselors also encourage students to explore their talents and abilities, are there to listen to students, and talk with them about academic and personal problems. Appointments are made 8:30 a.m. to 4:30 p.m. in person at 1209 Campbell Hall or by phone at (310) 825-1481.

## AAP Peer Counseling

AAP Peer Counseling consists of advanced standing undergraduate peer counselors who work under the direct supervision of a professional counselor. Peer counselors work with entering students and support them in the transition from high school or community college to UCLA. They focus on the students' adjustment to university life and refer them to both AAP and campus resources and services. Peer counselor appointments for entering students can be made in person at 1228 Campbell Hall or by phone at (310) 206-1572, weekdays from 9 a.m. to 3 p.m.

## Graduate Mentor Program

The Graduate Mentor Program (GMP) provides outreach to and counseling for AAP students who are interested in pursuing advanced degrees. Graduate mentors advise AAP undergraduates on the graduate and professional school application process. Mentors hold workshops on the application process, statement of purpose, and letters of recommendation; and present forums with faculty and professionals. Appointments are made 9 a.m. to 7 p.m. in person at 1202 Campbell Hall or by phone at (310) 794-4186.

## College of Letters and Science Honors Programs

Letters and Science Honors Programs offers a curriculum of honors courses as well as counseling and services to students in College Honors, Honors Collegium, Departmental Scholar Program, Individual Major Program, and students going on or returning from Education Abroad. Counselors are available to help with program planning, choosing a major, planning for graduate school, and many other academic concerns. Students in College Honors may also be eligible for letters of verification, heavier course loads, and courses by examination. Obtain information on these programs and services, as well as individual appointments, in A311 Murphy Hall, (310) 825-1553. See <http://www.honors.ucla.edu>.

## Academic Counseling Directory

### Aerospace Studies

William Peris, Faculty, 218 Student Activities Center, (310) 825-1742, [ajaxperis@ucla.edu](mailto:ajaxperis@ucla.edu)

Alexandra Skierso, Staff, 218 Student Activities Center, (310) 825-1742, askierso@ucla.edu

#### African Languages (Undergraduate)

Katrina D. Thompson, Faculty, 3320 Rolfe Hall, (310) 825-4405, kdthompson@humnet.ucla.edu

#### African Studies

Ghislaine E. Lydon, Faculty (G), 6265 Bunche Hall, (310) 825-4214, lydon@history.ucla.edu

Magda Yamamoto, Staff (G/UG), 10373 Bunche Hall, (310) 206-6571, idpgrads@international.ucla.edu (G), undergrads@international.ucla.edu (UG)

#### Afro-American Studies

Lisbeth Gant-Britton, Staff (G/UG), 153B Haines Hall, (310) 825-3776, lbritton@bunche.ucla.edu

Brenda Stevenson, Faculty (G/UG), (310) 825-9420/825-9821

#### American Indian Studies

Felicia Hodge, Faculty (G/UG), 5-940 Factor Building, (310) 267-2255, fhodge@sonnet.ucla.edu

Dwight Youpee, Staff (G/UG), 3215 Campbell Hall, (310) 206-7511, dyoupee@ucla.edu

#### Anthropology

Ann Walters, Staff (G/UG), 341B Haines Hall, (310) 825-2511, awalters@anthro.ucla.edu

#### Applied Linguistics

Jisoo Kim, Faculty/Staff (G), 3300 Rolfe Hall, (310) 825-4631, jkim@humnet.ucla.edu

Kristina Magpayo, Staff (UG), 3300 Rolfe Hall, (310) 825-4378, kmagpayo@humnet.ucla.edu

#### Archaeology (Graduate)

Evgenia Grigorova, Staff, A148 Fowler Building, (310) 825-4169, evgenia@ioa.ucla.edu

#### Architecture and Urban Design

James Kies, Staff (G/UG), 1317 Perloff Hall, (310) 825-6103, jkies@aud.ucla.edu

#### Art

Caron Cronin, Staff (G/UG), 2275 Broad Art Center, (310) 206-7363, ccronin@arts.ucla.edu

#### Art History

Verlena Johnson, Staff (G/UG), 206A Dodd Hall, (310) 825-3992, vjohnson@humnet.ucla.edu

Hui-Shu Lee, Faculty (UG), 226A Dodd Hall, (310) 825-5553, hslee@humnet.ucla.edu

Saloni Mather, Faculty (G), 206C Dodd Hall, (310) 825-6706, mathur@humnet.ucla.edu

#### Arts and Architecture, School of the

Betsy Foster/Simbi Mahlanza/Merrilyn Pace, Staff (UG), 2200 Broad Art Center, (310) 206-3564, students@arts.ucla.edu

#### Asian American Studies

Barrett Korerat, Staff (G/UG), 3334 Rolfe Hall, (310) 267-5593, bkorerat@asianam.ucla.edu

Jinqi Ling, Faculty (G), 149 Humanities Building, (310) 206-5412, ling@humnet.ucla.edu

David Wong Louie, Faculty (UG), 149 Humanities Building, (310) 206-7996, louie@humnet.ucla.edu

#### Asian Languages and Cultures

Asiroh Cham, Staff (G/UG), 290F Royce Hall, (310) 267-4037, asiroh@humnet.ucla.edu

Natasha Heller, Faculty (UG), 234A Royce Hall, (310) 749-8934, nheller@humnet.ucla.edu

Seiji Lippit, Faculty (G), 276A Royce Hall, (310) 825-5998, liipit@humnet.ucla.edu

Julius Toledo, Staff (G/UG), 290F Royce Hall, (310) 267-4008, jtoledo@humnet.ucla.edu

#### Athletics

Mike Casillas, Staff, Morgan Center, (310) 206-6838, mcasillas@athletics.ucla.edu

Aaron Giacosa, Staff, Morgan Center, (310) 206-6263, agiacosa@athletics.ucla.edu

Linda Lassiter, Staff, Morgan Center, (310) 206-6209, llassiter@athletics.ucla.edu

Joanne Suechika, Staff, Morgan Center, (310) 206-6499, jsuechika@athletics.ucla.edu

#### Atmospheric and Oceanic Sciences

Robert G. Fovell, Faculty (UG), 7127 Math Sciences, (310) 206-9956, fovell@atmos.ucla.edu

Jochen P. Stutz, Faculty (G), 7127 Math Sciences, (310) 825-5364, jochen@atmos.ucla.edu

Carol Yasutomi, Staff (G/UG), 7127 Math Sciences, (310) 825-1954, carolina@atmos.ucla.edu

#### Bioengineering (Undergraduate)

Erkki Corpuz, Staff, 6426 Boelter Hall, (310) 825-9442, erkki@ea.ucla.edu

Jassiel Dominguez, Staff, 6426 Boelter Hall, (310) 825-1704, jassiel@ea.ucla.edu

Jan LaBuda, Staff, 6426 Boelter Hall, (310) 825-2514, jan@ea.ucla.edu

#### Bioinformatics (Graduate)

Pamela Hurlley, Staff, 2124 Life Sciences, (310) 794-4256, pamelah@mcdb.ucla.edu

#### Biological Chemistry (Graduate)

Feng Guo, Faculty, 202 Boyer Hall, (310) 825-8972, fguo@mbi.ucla.edu

Georgina Maldonado, Staff, 310B BSRB, (310) 825-2762, ginamaldonado@mednet.ucla.edu

Alexander Van der Blik, Faculty, 351C BSRB, (310) 825-9779, avan@mednet.ucla.edu

Geraldine A. Weinmaster, Faculty, 390A BSRB, (310) 206-9446, gweinmaster@mednet.ucla.edu

#### Biology

See Ecology and Evolutionary Biology

#### Biomathematics (Graduate)

Elliot M. Landaw, Faculty, AV-357 CHS, (310) 825-6743, elandaw@biomath.ucla.edu

Janet Sinsheimer, Faculty, AV-628 CHS, (310) 825-8002, janet@mednet.ucla.edu

David Tomita, Staff, AV-617B CHS, (310) 825-5554, dtomita@biomath.medsch.ucla.edu

#### Biomedical Engineering (Graduate)

Larry Nadeau, Staff, 5121 Engineering V, (310) 794-5945, nadeau@ea.ucla.edu

Benjamin Wu, Faculty, 5121 Engineering V, (310) 794-7094, benwu@seas.ucla.edu

#### Biomedical Physics (Graduate)

Magnus Dahlbom, Faculty, B1-1443 Morton Medical Building, (310) 983-1440, mdahlbom@mednet.ucla.edu

Michael McNitt-Gray, Faculty, 924 Westwood Boulevard, Suite 650, (310) 794-8979, mmcnittgray@mednet.ucla.edu

Terry Moore, Staff, 1V-365 CHS, (310) 825-7811, tmoore@mednet.ucla.edu

#### Biomedical Research (Undergraduate)

Ira Clark, Faculty/Staff, 2362 Life Sciences, (310) 267-5679, iclark@ucla.edu

**Biostatistics (Graduate)**

William G. Cumberland, Faculty, 51-254 CHS, (310) 825-5250,  
wgc@ucla.edu

Monica Ramos, Staff, 51-254 CHS, (310) 267-2186,  
monicaramos@ucla.edu

**Chemical and Biomolecular Engineering**

John Berger, Staff (G), 5531 Boelter Hall, (310) 825-9063,  
jberger@ea.ucla.edu

Kimberly Claffey, Staff (UG), 6426 Boelter Hall, (310) 206-6397,  
kclaffey@ea.ucla.edu

Erkki Corpuz, Staff (UG), 6426 Boelter Hall, (310) 825-9442,  
erkki@ea.ucla.edu

Jassiel Dominguez, Staff (UG), 6426 Boelter Hall, (310) 825-1704,  
jassiel@ea.ucla.edu

Jan LaBuda, Staff (UG), 6426 Boelter Hall, (310) 825-2514,  
jan@ea.ucla.edu

Selim Senkan, Faculty (G), 5532B Boelter Hall, (310) 825-2046,  
senkan@seas.ucla.edu

**Chemistry and Biochemistry**

Angela Carpenter, Staff (UG), 4009 Young Hall, (310) 825-1859,  
angela.carpenter@chem.ucla.edu

Shamar Jones, Staff (G), 4006 Young Hall, (310) 825-2645,  
sjones@chem.ucla.edu

Denise Mantonya, Staff (UG), 4009 Young Hall, (310) 825-4660,  
denise@chem.ucla.edu

Monica Perkins, Staff (G), 4006 Young Hall, (310) 825-1490,  
monica@chem.ucla.edu

**Chemistry/Materials Science (Undergraduate)**

Angela Carpenter, Staff (UG), 4009 Young Hall, (310) 825-1859,  
angela.carpenter@chem.ucla.edu

Denise Mantonya, Staff, 4009 Young Hall, (310) 825-4660,  
denise@chem.ucla.edu

Vidvuds Ozolins, Faculty, 6532F Boelter Hall, (310) 267-5538,  
vidvuds@ucla.edu

Sarah Tolbert, Faculty, 3045A Young Hall, (310) 206-4767,  
tolbert@chem.ucla.edu

**Chicana and Chicano Studies (Undergraduate)**

Eleuteria (Ellie) Hernandez, Staff, 7351 Bunche Hall,  
(310) 206-7696, studentadvisor@chavez.ucla.edu

**Civic Engagement (Undergraduate)**

Kyle McJunkin, Staff, A316 Murphy Hall, (310) 825-3223,  
kmcjunkin@college.ucla.edu

**Civil and Environmental Engineering**

Maida Bassili, Staff (G), 5731 Boelter Hall, (310) 825-1851,  
maida@ea.ucla.edu

Chauncey Isom, Staff (UG), 6426 Boelter Hall, (310) 206-2891,  
chauncey@ea.ucla.edu

Jan LaBuda, Staff (UG), 6426 Boelter Hall, (310) 825-2514,  
jan@ea.ucla.edu

Jonathan Stewart, Faculty (G), 5731H Boelter Hall, (310) 206-2990,  
jstewart@seas.ucla.edu

**Classics**

Diane AbuGheida, Staff (G/UG), 212A Dodd Hall, (310) 206-1590,  
dabugheida@humnet.ucla.edu

Alex Purves, Faculty (UG), 247M Dodd Hall, (310) 825-1101,  
purves@humnet.ucla.edu

Amy Richlin, Faculty (G), 254C Dodd Hall, (310) 825-4274,  
richlin@humnet.ucla.edu

**Communication Studies (Undergraduate)**

Christy M. Bliss, Staff, 2316 Rolfe Hall, (310) 206-8446

**Community Health Sciences (Graduate)**

Martin Y. Iguchi, Faculty, 46-081 CHS, (310) 206-6019,  
iguchi@ucla.edu

Tanya Youssephzadeh, Staff, 36-071 CHS, (310) 825-5308,  
tyousseph@ph.ucla.edu

**Comparative Literature**

Michelle E. Anderson, Staff (G/UG), 350 Humanities Building,  
(310) 825-7650, manderson@humnet.ucla.edu

Gil Z. Hochberg, Faculty (G), 340 Humanities Building, (310)  
825-3209, hochberg@humnet.ucla.edu

Katherine King, Faculty (UG), 354 Humanities Building, (310)  
825-5071, king@humnet.ucla.edu

**Computational and Systems Biology (Undergraduate)**

Edward Olano, Staff, 4436 Boelter Hall, (310) 825-7482,  
eolano@cs.ucla.edu

**Computer Science**

Wenona Colinco, Staff (G), 4732 Boelter Hall, (310) 825-0060,  
wcolinco@cs.ucla.edu

Adnan Darwiche, Faculty (G), 4532D Boelter Hall, (310) 206-5201,  
darwiche@cs.ucla.edu

Leah Eberhardt, Staff (UG), 6426 Boelter Hall, (310) 825-2889,  
leah@ea.ucla.edu

Mary Anne Geber, Staff (UG), 6426 Boelter Hall, (310) 825-2036,  
maryanne@ea.ucla.edu

Jan LaBuda, Staff (UG), 6426 Boelter Hall, (310) 825-2514,  
jan@ea.ucla.edu

Michel Moraga, Staff (UG), 6426 Boelter Hall, (310) 825-5760,  
michel@ea.ucla.edu

Verra Morgan, Staff (G), 4732 Boelter Hall, (310) 825-6830,  
verra@cs.ucla.edu

**Conservation of Archaeological and Ethnographic Materials (Graduate)**

Amber Cordts-Cole, Staff, A210 Fowler Building, (310) 825-9407,  
acordts@ucla.edu

Ioanna Kakoulli, Faculty, A210 Fowler Building, (310) 794-4915,  
kakoulli@ucla.edu

Ellen Pearlstein, Faculty, A210 Fowler Building, (310) 794-4940,  
epearl@ucla.edu

David A. Scott, Faculty, A210 Fowler Building, (310) 794-4855,  
dascott@ucla.edu

**Cybernetics**

See Computational and Systems Biology

**Dentistry/Oral Biology (Graduate)**

Robert Chiu, Faculty (M.S.), 73-016 Dentistry, (310) 825-0535,  
rchiu@dentistry.ucla.edu

Megan Scott, Staff, 13-089A Dentistry, (310) 825-1955,  
mscott@dentistry.ucla.edu

Wenyuan Shi, Faculty (Ph.D.), 23-114A Dentistry, (310) 825-8356,  
wshi@dentistry.ucla.edu

Sotirios Tetradis, Faculty (D.D.S./Ph.D.), 53-068 Dentistry, (310)  
825-5712, stetradis@dentistry.ucla.edu

Cun-Yu Wang, Faculty, 33-030 Dentistry, (310) 825-4415,  
cwang@dentistry.ucla.edu

Fariba Younai, Faculty, 23-012 Dentistry, (310) 794-1093,  
fyounai@dentistry.ucla.edu

**Design | Media Arts**

Carolyn Ramirez-La Faso, Staff (G/UG), 2291B Broad Art Center,  
(310) 267-4907, cramirez@arts.ucla.edu

**Disability Studies (Undergraduate)**

Kyle McJunkin, Staff, A316 Murphy Hall, (310) 825-3223,  
kmcjunkin@college.ucla.edu

**Earth and Space Sciences/Geology, Geophysics, Space Physics**

Lauri Holbrook, Staff (G/UG), 3683 Geology, (310) 825-3917,  
holbrook@ess.ucla.edu

Raymond V. Ingersoll, Faculty (UG), 5635 Geology, (310) 825-8634,  
ringer@ess.ucla.edu

Gilles Peltzer, Faculty (UG), 4648 Geology, (310) 206-2156,  
peltzer@ess.ucla.edu  
Christopher Russell, Faculty (G), 6869 Slichter Hall, (310) 825-3188,  
ctrussel@igpp.ucla.edu

**East Asian Studies**

C. Cindy Fan, Faculty (G), 1255 Bunche Hall, (310) 825-3821,  
fan@geog.ucla.edu  
Magda Yamamoto, Staff (G/UG), 10373 Bunche Hall, (310) 206-6571,  
idpgrads@international.ucla.edu (G),  
undergrads@international.ucla.edu (UG)

**Ecology and Evolutionary Biology**

Jessica Angus, Staff (UG), 2325 Life Sciences, (310) 825-1680,  
jangus@lifesci.ucla.edu  
Mark Gray, Staff (UG), 2325 Life Sciences, (310) 825-1680,  
markg@lifesci.ucla.edu  
Jocelyn Yamadera, Staff (G), 2329A Life Sciences, (310) 825-1959,  
jocelyn@lifesci.ucla.edu

**Economics**

Sara Lee, Staff (G), 8292 Bunche Hall, (310) 206-1413,  
slee@econ.ucla.edu  
Julie Plotkin, Staff (UG), 2263 Bunche Hall, (310) 825-5118,  
ug-counselor@econ.ucla.edu  
Dounia Sadeghi, Staff (UG), 2263 Bunche Hall, (310) 825-5118,  
ug-counselor@econ.ucla.edu

**Education**

Amy Gershon, Staff (G/UG Minor), 1009 Moore Hall, (310) 206-1685,  
gershon@gseis.ucla.edu

**Electrical Engineering**

Deeona Columbia, Staff (G), 56-127 Engineering IV, (310) 825-7574,  
deeona@ea.ucla.edu  
Jassiel Dominguez, Staff (UG), 6426 Boelter Hall, (310) 825-1704,  
jassiel@ea.ucla.edu  
Mary Anne Geber, Staff (UG), 6426 Boelter Hall, (310) 825-2036,  
maryanne@ea.ucla.edu  
Jan LaBuda, Staff (UG), 6426 Boelter Hall, (310) 825-2514,  
jan@ea.ucla.edu  
Victoria Moraga, Staff (UG), 6426 Boelter Hall, (310) 825-9602,  
vikki@ea.ucla.edu  
Mani Srivastava, Faculty (G), 6731 Boelter Hall, (310) 267-2098,  
mbs@ee.ucla.edu

**Engineering and Applied Science, Henry Samueli School of**  
Office of Academic and Student Affairs (UG), 6426 Boelter Hall,  
(310) 825-9580

**English**

Michael Lambert, Staff (G), 162 Humanities Building, (310) 825-1223,  
mlambert@english.ucla.edu  
Danielle Maris, Staff (G/UG), 160 Humanities Building, (310)  
825-3927/825-1389, dmaris@english.ucla.edu  
Janel Munguia, Staff (UG), 158 Humanities Building, (310) 825-1389,  
munguia@english.ucla.edu

**English as a Second Language (Undergraduate)**

Kristina Magpayo, Staff, 3300 Rolfe Hall, (310) 825-4378,  
kmagpayo@humnet.ucla.edu

**English Composition**

Catharine McGraw, Staff (G/UG), 146 Humanities Building, (310)  
206-1145, mcgraw@humnet.ucla.edu

**Environmental Health Sciences (Graduate)**

Rebecca Greenberg, Staff, 56-070 CHS, (310) 206-1619,  
rgreenberg@ph.ucla.edu  
Richard Jackson, Faculty, 56-070 CHS, (310) 206-8522,  
dickjackson@ucla.edu

**Environmental Science and Engineering (Graduate)**

Richard F. Ambrose, Faculty, 46-081C CHS, (310) 206-1984,  
rambrose@ucla.edu  
Myrna Gordon, Staff, 46-081A CHS, (310) 825-9901,  
mgordon@ph.ucla.edu  
Irwin H. Suffet, Faculty, 46-081B CHS, (310) 206-8230,  
msuffet@ucla.edu  
Arthur M. Winer, Faculty, 61-295 CHS, (310) 206-1278,  
amwiner@ucla.edu

**Epidemiology (Graduate)**

Joy Miller, Staff, 71-254A CHS, (310) 206-3901,  
jdmiller@ph.ucla.edu  
Jorn Olsen, Faculty, 71-264 CHS, (310) 825-3516, jo@ucla.edu

**Ethnomusicology**

Alfred Bradley, Staff (UG), 1642 Schoenberg Music Building, (310)  
825-4768, abradley@arts.ucla.edu  
Sandra McKerroll, Staff (G), 1642 Schoenberg Music Building,  
(310) 825-4769, sandram@arts.ucla.edu

**European Studies (Undergraduate)**

Sandy Valdivieso, Staff, 10357 Bunche Hall, (310) 825-5187,  
idps@international.ucla.edu

**Film and Television**

See Theater, Film, and Television, School of

**French and Francophone Studies**

Kerry Allen, Staff (G/UG), 212J Royce Hall, (310) 825-1147,  
allen@humnet.ucla.edu  
Lia N. Brozgal, Faculty (UG), 323 Royce Hall, (310) 206-5414,  
lbrozgal@humnet.ucla.edu  
Zrinka Stahuljak, Faculty (G), 224B Royce Hall, (310) 206-9044,  
zs@humnet.ucla.edu

**Geography and Geography/Environmental Studies**

Thomas W. Gillespie, Faculty (UG), 1181 Bunche Hall, (310)  
825-1818, tg@geog.ucla.edu  
Kasi McMurray, Staff (G/UG), 1254 Bunche Hall, (310) 825-1072,  
kasi@geog.ucla.edu  
Marilyn N. Raphael, Faculty (G), 1176 Bunche Hall, (310) 206-4590,  
raphael@geog.ucla.edu  
Irina Tauber, Staff (G/UG), 1255 Bunche Hall, (310) 825-1166,  
tauber@geog.ucla.edu

**Germanic Languages**

Kerry Allen, Staff (G/UG), 212J Royce Hall, (310) 825-1147,  
allen@humnet.ucla.edu  
Wolfgang Nehring, Faculty (G), 326 Royce Hall, (310) 825-0116,  
nehring@humnet.ucla.edu  
Christopher M. Stevens, Faculty (UG), 334B Royce Hall, (310)  
206-4948, stevens@humnet.ucla.edu

**Gerontology (Undergraduate)**

Larry L. Butcher, Faculty, 8623 Franz Hall, (310) 825-1926,  
butcher@psych.ucla.edu

**Global Studies (Undergraduate)**

Gaby Solomon, Staff, 10375 Bunche Hall, (310) 206-2806,  
undergraduate@international.ucla.edu

**Health Services (Graduate)**

Roxana Naranjo, Staff, 31-236A CHS, (310) 825-7863,  
rnaranjo@ph.ucla.edu  
Nanette J. Ramzan, Staff, 10960 Wilshire Boulevard, Suite 1550,  
(310) 206-6885, nramzan@ph.ucla.edu  
Frederick J. Zimmerman, Faculty, 41-295C CHS, (310) 825-1971,  
fredzimmerman@ucla.edu

**History**

Paul Padilla, Staff (UG), 6248 Bunche Hall, (310) 825-3720,  
padilla@history.ucla.edu



Hadley Porter, Staff (G), 6290 Bunche Hall, (310) 206-2627,  
hporter@history.ucla.edu  
Ebony Shaw, Staff (UG), 6250 Bunche Hall, (310) 825-4465,  
eshaw@history.ucla.edu

**History/Art History (Undergraduate)**

Verlena Johnson, Staff, 206A Dodd Hall, (310) 825-3992,  
vjohnson@humnet.ucla.edu

**Human Complex Systems (Undergraduate)**

Dwight W. Read, Faculty, 395 Haines Hall, (310) 825-3988,  
dread@anthro.ucla.edu

**Human Genetics (Graduate)**

Tiffany Comtois-Dion, Staff, 6506 Gonda Center, (310) 206-0920,  
tcomtois@mednet.ucla.edu

**Indo-European Studies (Graduate)**

Diane AbuGheida, Staff, 212A Dodd Hall, (310) 206-1590,  
dabugheida@humnet.ucla.edu  
H. Craig Melchert, Faculty, 2126B Campbell Hall, (310) 579-7754,  
melchert@humnet.ucla.edu

**Information Studies (Graduate)**

Susan Abler, Staff, 102B GSEIS Building, (310) 825-5269,  
abler@gseis.ucla.edu  
Amy Gershon, Staff, 1009 Moore Hall, (310) 206-1685,  
gershon@gseis.ucla.edu

**Institute of the Environment and Sustainability (Undergraduate)**

Royce Dieckmann, Staff, 300 La Kretz Hall, (310) 206-9193,  
rdieckmann@ioe.ucla.edu  
Cully Nordby, Faculty, 300 La Kretz Hall, (310) 267-5607,  
nordby@ucla.edu  
Suzanne E. Paulson, Faculty, 7949 Math Sciences, (310) 206-4442,  
paulson@atmos.ucla.edu

**Integrative Biology and Physiology**

Michael Carr, Staff (G), 2317 Life Sciences, (310) 825-3891,  
mcarr@physci.ucla.edu  
Inna Gergel, Staff (UG), 2317 Life Sciences, (310) 825-3892,  
gergel@physci.ucla.edu

**International Development Studies (Undergraduate)**

Sandy Valdivieso, Staff, 10357 Bunche Hall, (310) 825-5187,  
idps@international.ucla.edu

**Islamic Studies (Graduate)**

Susan K. McClary, Faculty, 11349 Bunche Hall, (310) 825-3902,  
mclary@international.ucla.edu  
Magda Yamamoto, Staff, 10373 Bunche Hall, (310) 206-6571,  
idpgrads@international.ucla.edu

**Italian**

Kerry Allen, Staff (G/UG), 212J Royce Hall, (310) 825-1147,  
allen@humnet.ucla.edu  
Thomas J. Harrison, Faculty (G), 350 Royce Hall, (310) 794-8912,  
harrison@humnet.ucla.edu  
Elissa Tognozzi, Faculty (UG), 340A Royce Hall, (310) 794-8910,  
tognozzi@humnet.ucla.edu

**Labor and Workplace Studies (Undergraduate)**

Elizabeth Espinoza, Staff, 1103E Ueberroth Building, (310) 206-0812,  
Lsminor@irle.ucla.edu

**Latin American Studies**

Kevin B. Terraciano, Faculty (G/UG), 6265 Bunche Hall, (310)  
825-8410, terra@history.ucla.edu  
Magda Yamamoto, Staff (G/UG), 10373 Bunche Hall, (310)  
206-6571, idpgrads@international.ucla.edu (G), undergrads@  
international.ucla.edu (UG)

**Law, School of (Graduate)**

Admissions Information, 71 Dodd Hall, (310) 825-2080,  
admissions@law.ucla.edu

**Lesbian, Gay, Bisexual, and Transgender Studies (Undergraduate)**

Arthur L. Little, Jr., Faculty, 2214 Rolfe Hall/226 Humanities Building,  
(310) 206-7072, little@humnet.ucla.edu  
Catharine McGraw, Staff, 146 Humanities Building, (310) 206-1145,  
mcgraw@humnet.ucla.edu

**Letters and Science, College of**

College Academic Counseling (UG), A316 Murphy Hall, (310)  
825-3382, counseling appointments must be scheduled in  
person Monday through Friday from 8:30 a.m. to 4:30 p.m. at  
Window 2. All appointments with full-time counselors are  
scheduled on a same-day first-come, first-served basis only.  
Appointments with counseling assistants are scheduled the  
same day or in advance at Window 1. See <http://www.ugeducation.ucla.edu/counseling/>.

ASK Peer Counselors ([ask@college.ucla.edu](mailto:ask@college.ucla.edu)), available weekdays  
at Court of Sciences and Royce Quad from 10 a.m. to 2 p.m.,  
A316C Murphy Hall (ASK Web Lab) from 10 a.m. to 3 p.m., and  
adjacent to 1104 Murphy Hall from 10 a.m. to 4 p.m.; and Tues  
day through Thursday on Ackerman Union A-Level from 11 a.m.  
to 2 p.m. See <http://www.college.ucla.edu/ask/>.

Academic Advancement Program Counseling Unit (UG), 1209  
Campbell Hall, (310) 825-1481  
AAP Peer Counseling, 1228 Campbell Hall, (310) 206-1572

**Linguistics**

Nina M. Hyams, Faculty (G), 2210B Campbell Hall, (310) 825-4631,  
dgs@humnet.ucla.edu  
Melanie Levin, Staff (G/UG), 3125A Campbell Hall, (310) 825-5060,  
melanie@humnet.ucla.edu  
Pamela L. Munro, Faculty (UG), 3125 Campbell Hall, (310) 749-0056,  
munro@ucla.edu  
Russell G. Schuh, Faculty (UG), 2126A Campbell Hall, (310)  
720-2663, schuh@humnet.ucla.edu

**Linguistics and Computer Science (Undergraduate)**

Melanie Levin, Staff, 3125A Campbell Hall, (310) 825-5060,  
melanie@humnet.ucla.edu  
Edward P. Stabler, Faculty, 3103F Campbell Hall, (310) 780-8376,  
stabler@ucla.edu

**Management**

Lynn Foxx, Staff (M.B.A.), D202D Cornell Hall, (310) 794-1245,  
lynn.foxx@anderson.ucla.edu  
Lydia Heyman, Staff (M.S./Ph.D.), C501 Entrepreneurs Hall, (310)  
825-2667, lydia.heyman@anderson.ucla.edu  
Rachel Saar, Staff (UG minor), D413 Cornell Hall, (310)  
206-8711, rachel.saar@anderson.ucla.edu

**Materials Science and Engineering**

Paradee Chularee, Staff (G), 3121 Engineering V, (310) 825-8913,  
paradee@ea.ucla.edu  
Chauncey Isom, Staff (UG), 6426 Boelter Hall, (310) 206-2891,  
chauncey@ea.ucla.edu  
Jan LaBuda, Staff (UG), 6426 Boelter Hall, (310) 825-2514,  
jan@ea.ucla.edu  
Vidvuds Ozolins, Faculty (G), 3121E Engineering V, (310) 267-5538,  
vidvuds@ucla.edu  
Ya-Hong Xie, Faculty (G), 3121F Engineering V, (310) 825-2971,  
yhx@seas.ucla.edu

**Mathematics**

Magda Albert, Staff (G), 6356 Math Sciences, (310) 825-4971,  
malbert@math.ucla.edu  
Connie Jung, Staff (UG), 6356 Math Sciences, (310) 206-1286,  
connie@math.ucla.edu

Peter Petersen, Faculty (UG), 6913 Math Sciences, (310) 206-1286, [petersen@math.ucla.edu](mailto:petersen@math.ucla.edu)  
 Dimitri Shlyakhtenko, Faculty (G), 6356 Math Sciences, (310) 825-4971, [shlyakht@math.ucla.edu](mailto:shlyakht@math.ucla.edu)

#### **Mathematics/Atmospheric and Oceanic Sciences (Undergraduate)**

Christopher R. Anderson, Faculty, 6151 Math Sciences, (310) 825-1298, [anderson@math.ucla.edu](mailto:anderson@math.ucla.edu)  
 Robert G. Fovell, Faculty, 7127 Math Sciences, (310) 206-9956, [fovell@atmos.ucla.edu](mailto:fovell@atmos.ucla.edu)  
 Carol Yasutomi, Staff, 7127 Math Sciences, (310) 825-1954, [carolina@atmos.ucla.edu](mailto:carolina@atmos.ucla.edu)

#### **Mathematics/Economics (Undergraduate)**

Don M. Blasius, Faculty, 6903 Math Sciences, (310) 206-1286, [blasius@math.ucla.edu](mailto:blasius@math.ucla.edu)  
 Connie Jung, Staff, 6356 Math Sciences, (310) 206-1286, [connie@math.ucla.edu](mailto:connie@math.ucla.edu)

#### **Mechanical and Aerospace Engineering**

Leah Eberhardt, Staff (UG), 6426 Boelter Hall, (310) 825-2889, [leah@ea.ucla.edu](mailto:leah@ea.ucla.edu)  
 Jan LaBuda, Staff (UG), 6426 Boelter Hall, (310) 825-2514, [jan@ea.ucla.edu](mailto:jan@ea.ucla.edu)  
 Abel Lebon, Staff (G), 48-121 Engineering IV, (310) 825-7780, [abel@ea.ucla.edu](mailto:abel@ea.ucla.edu)  
 Michel Moraga, Staff (UG), 6426 Boelter Hall, (310) 825-5760, [michel@ea.ucla.edu](mailto:michel@ea.ucla.edu)  
 Xiaolin Zhong, Faculty (G), 46-147C Engineering IV, (310) 825-2905, [xiaolin@seas.ucla.edu](mailto:xiaolin@seas.ucla.edu)

#### **Medicine, David Geffen School of (Graduate)**

Admissions Information, 12-109 CHS, (310) 825-6081, [somadmiss@mednet.ucla.edu](mailto:somadmiss@mednet.ucla.edu)

#### **Microbiology, Immunology, and Molecular Genetics**

Stephen Smale, Faculty (UG), 6-730 MacDonald, (310) 206-4777, [smale@mednet.ucla.edu](mailto:smale@mednet.ucla.edu)  
 Bridget Wolfgang, Staff (G/JG), 1602B Molecular Sciences, (310) 825-8482, [bridgetw@microbio.ucla.edu](mailto:bridgetw@microbio.ucla.edu)

#### **Middle Eastern and North African Studies (Undergraduate)**

Sandy Valdivieso, Staff, 10357 Bunche Hall, (310) 825-5187, [idps@international.ucla.edu](mailto:idps@international.ucla.edu)

#### **Military Science**

David R. Kramer, Faculty, 120N Student Activities Center, (310) 825-7381, [dkramer92@milsci.ucla.edu](mailto:dkramer92@milsci.ucla.edu)  
 Victoria Sanelli, Staff, 120G Student Activities Center, (310) 825-7381, [vksanelli@ucla.edu](mailto:vksanelli@ucla.edu)

#### **Molecular and Medical Pharmacology (Graduate)**

Samson A. Chow, Faculty, 23-133 CHS, (310) 206-2282/825-9600, [schow@mednet.ucla.edu](mailto:schow@mednet.ucla.edu)  
 Sarah Starrett, Staff, 23-385 CHS, (310) 825-0390, [sstarrett@mednet.ucla.edu](mailto:sstarrett@mednet.ucla.edu)

#### **Molecular Biology (Graduate)**

Michael Carey, Faculty, 351A BSRB, (310) 206-7859, [mcarey@mednet.ucla.edu](mailto:mcarey@mednet.ucla.edu)  
 Steven G. Clarke, Faculty, 640 Boyer Hall, (310) 825-8754, [clarke@mbi.ucla.edu](mailto:clarke@mbi.ucla.edu)  
 Sue Ellen Parsee, Staff, 168 Boyer Hall, (310) 267-5209, [sparsee@mednet.ucla.edu](mailto:sparsee@mednet.ucla.edu)

#### **Molecular, Cell, and Developmental Biology**

Jau-Nian Chen, Faculty (G), 450C BSRB, (310) 206-4513, [chenjn@mcdb.ucla.edu](mailto:chenjn@mcdb.ucla.edu)  
 Connie Firestone, Staff (UG), 2128 Life Sciences, (310) 825-7109, [cfire@mcdb.ucla.edu](mailto:cfire@mcdb.ucla.edu)  
 Pamela Hurley, Staff (G), 2124 Life Sciences, (310) 794-4256, [pamelah@mcdb.ucla.edu](mailto:pamelah@mcdb.ucla.edu)

Chentao Lin, Faculty (UG), 3317 Life Sciences, (310) 206-9576, [clin@mcdb.ucla.edu](mailto:clin@mcdb.ucla.edu)

#### **Molecular, Cellular, and Integrative Physiology (Graduate)**

Michael Carr, Staff, 2317 Life Sciences, (310) 825-3891, [mcarr@physci.ucla.edu](mailto:mcarr@physci.ucla.edu)

#### **Molecular Toxicology (Graduate)**

Rebecca Greenberg, Staff, 56-070 CHS, (310) 206-1619, [rgreenberg@ph.ucla.edu](mailto:rgreenberg@ph.ucla.edu)  
 Oliver Hankinson, Faculty, 13-244 Factor Building, (310) 825-2936, [ohank@mednet.ucla.edu](mailto:ohank@mednet.ucla.edu)

#### **Moving Image Archive Studies (Graduate)**

Lance Watsky, Staff, 103G East Melnitz Building, (310) 206-4966, [miasinfo@ucla.edu](mailto:miasinfo@ucla.edu)

#### **Music**

Alfred Bradley, Staff (UG), 1642 Schoenberg Music Building, (310) 825-4768, [abradley@arts.ucla.edu](mailto:abradley@arts.ucla.edu)  
 Sandra McKerroll, Staff (G), 1642 Schoenberg Music Building, (310) 825-4769, [sandram@arts.ucla.edu](mailto:sandram@arts.ucla.edu)

#### **Musicology**

Elisabeth Le Guin, Faculty (UG), 2414 Schoenberg Music Building, (310) 206-1088, [leguin@humnet.ucla.edu](mailto:leguin@humnet.ucla.edu)  
 Tamara J.M. Levitz, Faculty (G), 2441 Schoenberg Music Building, (310) 825-8413, [tlevitz@humnet.ucla.edu](mailto:tlevitz@humnet.ucla.edu)  
 Barbara Van Nostrand, Staff (G/UG), 2443 Schoenberg Music Building, (310) 206-5187, [bvanost@humnet.ucla.edu](mailto:bvanost@humnet.ucla.edu)

#### **Naval Science**

Donna Tenerelli, Staff, 120T Student Activities Center, (310) 825-9075, [donna@navy.ucla.edu](mailto:donna@navy.ucla.edu)

#### **Near Eastern Languages and Cultures**

Arieh B. Saposnik, Faculty (UG), 392 Humanities Building, (310) 206-1392, [asaposnik@humnet.ucla.edu](mailto:asaposnik@humnet.ucla.edu)  
 William M. Schniedewind, Faculty (G), 380 Humanities Building, (310) 206-2405, [williams@humnet.ucla.edu](mailto:williams@humnet.ucla.edu)  
 Jay True, Staff (G/UG), 378A Humanities Building, (310) 825-4165, [jtrue@humnet.ucla.edu](mailto:jtrue@humnet.ucla.edu)

#### **Neurobiology (Graduate)**

Nicholas C. Brecha, Faculty, 73-244 CHS, (310) 825-9556, [nbrecha@ucla.edu](mailto:nbrecha@ucla.edu)  
 Brenda Padron, Staff, 73-235 CHS, (310) 825-9553, [bpadron@mednet.ucla.edu](mailto:bpadron@mednet.ucla.edu)

#### **Neuroscience**

Scott Chandler, Faculty (UG), 2859 Slichter Hall, (310) 206-6636, [schandler@physci.ucla.edu](mailto:schandler@physci.ucla.edu)  
 Michael S. Levine, Faculty (G), 58-258E Semel Institute, (310) 825-7595, [mlevine@mednet.ucla.edu](mailto:mlevine@mednet.ucla.edu)  
 Melissa Moran, Staff (UG), 1506D Gonda Center, (310) 206-2349, [mmoran@mednet.ucla.edu](mailto:mmoran@mednet.ucla.edu)  
 Suzie Vader, Staff (G), 1506D Gonda Center, (310) 825-8153, [vader@mednet.ucla.edu](mailto:vader@mednet.ucla.edu)

#### **Nursing, School of**

Lynette Codrington, Staff (B.S./Postlicensure), 2-137 Factor Building, (310) 825-6440, [lcodrington@sonnet.ucla.edu](mailto:lcodrington@sonnet.ucla.edu)  
 Debbie Kafka-Hirsch, Staff (M.S.N./Advanced Practice), 2-137 Factor Building, (310) 794-7497, [dkafka@sonnet.ucla.edu](mailto:dkafka@sonnet.ucla.edu)  
 Shelli Shepherd, Staff (M.S.N./MECN and Ph.D.), 2-137 Factor Building, (310) 825-7182, [sshepherd@sonnet.ucla.edu](mailto:sshepherd@sonnet.ucla.edu)  
 Teresa Valenzuela, Staff (B.S./Prelicensure), 2-137 Factor Building, (310) 794-7461, [tvalenzu@sonnet.ucla.edu](mailto:tvalenzu@sonnet.ucla.edu)

#### **Oral Biology/Dentistry (Graduate)**

Robert Chiu, Faculty (M.S.), 73-016 Dentistry, (310) 825-0535, [rchiu@dentistry.ucla.edu](mailto:rchiu@dentistry.ucla.edu)  
 Megan Scott, Staff, 13-089A Dentistry, (310) 825-1955, [mescott@dentistry.ucla.edu](mailto:mescott@dentistry.ucla.edu)

Wenyuan Shi, Faculty (Ph.D.), 23-114A Dentistry, (310) 825-8356, wshi@dentistry.ucla.edu  
 Sotirios Tetradis, Faculty (D.D.S./Ph.D.), 53-068 Dentistry, (310) 825-5712, stetradis@dentistry.ucla.edu  
 Cun-Yu Wang, Faculty, 33-030 Dentistry, (310) 825-4415, cwang@dentistry.ucla.edu  
 Fariba Younai, Faculty, 23-012 Dentistry, (310) 794-1093, fyounai@dentistry.ucla.edu

**Pathology and Laboratory Medicine (Graduate)**

Kenneth Dorshkind, Faculty, 11-232 CHS, (310) 206-9535, kdorshki@mednet.ucla.edu  
 Douglas Smoot, Staff, 14-214R CHS, (310) 206-1770, dsmoot@mednet.ucla.edu  
 Christina Kim, Staff, 14-214R/14-214S CHS, (310) 825-8119, cckim@mednet.ucla.edu

**Philosophy**

Andrew Hsu, Faculty (UG), 359 Dodd Hall, (310) 825-6047, hsu@humnet.ucla.edu  
 Kristin Olson, Staff (G/UG), 329 Dodd Hall, (310) 206-1356, kolson@humnet.ucla.edu

**Physics and Astronomy**

Carol Finn, Staff (G), 1-707C Physics and Astronomy Building, (310) 206-6994, finn@physics.ucla.edu  
 Jenny Lee, Staff (G), 1-707B Physics and Astronomy Building, (310) 825-2307, jlee@physics.ucla.edu  
 Françoise Quéval, Staff (UG), 1-707A Physics and Astronomy Building, (310) 825-2453, queval@physics.ucla.edu  
 Rachel Resnick, Staff (UG), 1-707D Physics and Astronomy Building, (310) 206-1447, resnick@physics.ucla.edu

**Physiological Science**

See Integrative Biology and Physiology

**Physiology (Graduate)**

Nicole Batlowski, Staff, 53-263 CHS, (310) 825-5667, nbatlowski@mednet.ucla.edu  
 Nancy L. Wayne, Faculty, 53-159 CHS, (310) 794-1159, nwayne@mednet.ucla.edu

**Political Science**

Jim Bondurant, Staff (UG), 4269B Bunche Hall, (310) 825-1184, bonduran@polisci.ucla.edu  
 Joseph Brown, Staff (G), 4246A Bunche Hall, (310) 825-3372, joseph@polisci.ucla.edu  
 Kathy Escobedo, Staff (UG), 4269A Bunche Hall, (310) 825-3862, escobedo@polisci.ucla.edu  
 Miriam A. Golden, Faculty (G), 3262 Bunche Hall  
 David Wilkinson, Faculty (UG), 3280 Bunche Hall

**Psychiatry and Biobehavioral Sciences (Graduate)**

Carla Cronkrite Vera, Staff, C8-238 Semel Institute, (310) 206-5110, cvera@mednet.ucla.edu

**Psychology**

Melina Dorian, Staff (UG), 1531 Franz Hall, (310) 825-2730, undergraduate@psych.ucla.edu  
 Lindsay Kovner, Staff (G), 3437 Franz Hall, (310) 825-4117, lkovner@psych.ucla.edu

**Public Affairs, School of**

Stan Paul, Staff (UG), 3357H Public Affairs Building, (310) 206-4613, paul@spa.ucla.edu

**Public Health, School of**

Student Affairs Office  
 Sukhwinder Sagoo, Staff, A1-269 CHS, (310) 825-5524, sagoo@ph.ucla.edu  
 Josie Wei, Staff, A1-269 CHS, (310) 825-5524, wei@ph.ucla.edu

**Public Policy (Graduate)**

Maciek Kolodziejczak, Staff, 3357L Public Affairs Building, (310) 206-3148, maciek@spa.ucla.edu

**Religion, Study of (Undergraduate)**

Ra'anan S. Boustan, Faculty, 6265 Bunche Hall, (310) 825-1977, boustan@history.ucla.edu  
 Kristin Olson, Staff, 329 Dodd Hall, (310) 206-1356, kolson@humnet.ucla.edu

**Scandinavian Section**

Kerry Allen, Staff (G/UG), 212J Royce Hall, (310) 825-1147, allen@humnet.ucla.edu  
 Tim Tangherlini, Faculty (G/UG), 332 Royce Hall, (310) 825-7611, tango@humnet.ucla.edu

**Slavic Languages and Literatures**

Jay Jang, Staff (G/UG), 322B Humanities Building, (310) 825-3856, jjang@humnet.ucla.edu  
 Olga Kagan, Faculty (UG), 326B Humanities Building, (310) 825-2947, okagan@humnet.ucla.edu  
 David MacFadyen, Faculty (G), 326C Humanities Building, (310) 825-9212, dmacfady@humnet.ucla.edu

**Social Thought (Undergraduate)**

Kyle McJunkin, Staff, A316 Murphy Hall, (310) 825-3223, kmcjunkin@college.ucla.edu

**Social Welfare (Graduate)**

Yasmine Diaz, Staff, 3357F Public Affairs Building, (310) 206-8563, ydiaz@spa.ucla.edu

**Society and Genetics (Undergraduate)**

Rich Moushegian, Staff, 1320 Rolfe Hall, (310) 206-1890, rmousheg@socgen.ucla.edu

**Sociology**

Marlies Dietrich, Staff (G), 254D Haines Hall, (310) 825-1026, dietrich@soc.ucla.edu  
 Wendy Fujinami, Staff (UG), 254E Haines Hall, (310) 825-1215, wendyf@soc.ucla.edu

**South Asian Studies (Undergraduate)**

Sandy Valdivieso, Staff, 10357 Bunche Hall, (310) 825-5187, idps@international.ucla.edu

**Southeast Asian Studies (Undergraduate)**

Sandy Valdivieso, Staff, 10357 Bunche Hall, (310) 825-5187, idps@international.ucla.edu

**Spanish and Portuguese**

Hilda Peinado, Staff (G), 5304 Rolfe Hall, (310) 825-1430, peinado@humnet.ucla.edu  
 Adriana Ruiz, Staff (UG), 5314 Rolfe Hall, (310) 825-8289, adriana@humnet.ucla.edu

**Statistics**

Robert Gould, Faculty (UG), 8945 Math Sciences, (310) 206-3381, rgould@stat.ucla.edu  
 Glenda Jones, Staff (G/UG), 8117 Math Sciences, (310) 206-3742, glenda@stat.ucla.edu  
 Frederic R. Paik Schoenberg, Faculty (G), 8911 Math Sciences, (310) 825-2207, frederic@stat.ucla.edu

**Theater, Film, and Television, School of**

Dean Dacumos, Staff (G/UG), 103 East Melnitz Building, (310) 206-8441, dacumos@tft.ucla.edu  
 Erica Flener, Staff (UG, film, musical theater, minors), 103 East Melnitz Building, (310) 206-8441, eflener@tft.ucla.edu  
 Catherine Hernandez-Shibata, Staff (UG, theater), 103 East Melnitz Building, (310) 206-8441, chernand@tft.ucla.edu  
 Natasha Levy, Staff (G, theater), 103 East Melnitz Building, (310) 206-8441, natasha@tft.ucla.edu

Cheri Smith, Staff (UG, film), 103 East Melnitz Building, (310)  
206-8441, cheri@tft.ucla.edu

**Urban Planning**

Sherry Dodge, Staff (UG minor), 3357H Public Affairs Building,  
(310) 206-4613, dodge@spa.ucla.edu

Robin McCallum, Staff (G), 3357D Public Affairs Building, (310)  
825-7331, robin@spa.ucla.edu

**Women's Studies**

Samantha Hogan, Staff (UG), 2225 Rolfe Hall, (310) 206-8156,  
shogan@women.ucla.edu

Christine A. Littleton, Faculty (G/UG), 2225 Rolfe Hall, (310)  
206-8101, littleton@law.ucla.edu

Elizabeth A. Marchant, Faculty (G), 2225 Rolfe Hall, (310)  
206-8101/206-8880, marchant@ucla.edu

Jenna Miller-Von Ah, Staff (G), 2225 Rolfe Hall, (310) 206-5898,  
jenna@women.ucla.edu

**World Arts and Cultures**

Victoria Marks, Faculty (G), 140A Kaufman Hall, (310)  
206-9227, vmarks@arts.ucla.edu

David D. Shorter, Faculty (G), 130F Kaufman Hall, (310) 206-6699,  
shorter@ucla.edu

To be named, Staff (UG), 148D Kaufman Hall, (310) 825-8537

# Official Notices

The Office of the Dean of Students publishes Official Notices in the *Daily Bruin* at various times during the year. Such notices are important, and all students are held responsible for the information in them.

## Auditing Classes

With the consent of the instructor, registered students and interested individuals are permitted to audit classes. Arrangements are made directly with the faculty member under any rules the faculty member may establish, and those auditing ordinarily do not participate in discussions, examinations, or written papers. Audited classes are not recorded on the Study List or on transcripts for regular session courses.

## Cell Phone and Pager Policy

Any disruption of a class due to the audible beeping or use of cell phones or pagers will be treated as a violation of Section 102.13 of the *UCLA Student Conduct Code* and will subject a student to sanctions up to and including suspension or dismissal. Cell phones and pagers must be turned off while in classes, libraries, or other quiet areas.

## Class Attendance

Class rosters, which identify enrolled or wait-listed students, are available online to each instructor through MyUCLA. Attendance in UCLA classes is limited to duly enrolled regular session or concurrent University Extension students. Guests may attend lectures only with the approval of the instructor. Students may be dropped from a course for academic reasons such as lacking the approved requisites and requirements (SR542). If attendance is an academic requirement established by the instructor, students may be dropped from a course because of excessive absences.

## Class Notes

Notes or recordings made by students are for purposes of individual or group study or for other noncommercial purposes reasonably arising from the student's membership in the class or the University. Permission to make notes or recordings falls within the instructor's discretion as informed by instructional purposes, classroom order, property interests, or other reasonable issues arising in the academic context. Notes and recordings may not be exchanged or distributed for commercial purposes, for compensation, or for any other purpose other than study, either between students or between a student(s) and a third party. Unless authorized by the University in advance and explicitly permitted by the instructor, commercial use of class notes or recordings constitutes an unauthorized commercial activity in violation of the *UCLA Regulations on Activities, Registered Organizations, and Use of Properties*, Section IV, Paragraph A (<http://www.studentactivities.ucla.edu>). Students who violate this policy are subject to University discipline.

Further, AB1773 was signed into law on September 23, 2000, to be effective January 1, 2001. This State law amended the California Education Code as follows:

66450. (a) Except as authorized by policies developed by the University in accordance with subdivision (a) of Section 66452, no business, agency, or person, including, but not necessarily limited to, an enrolled student shall prepare, cause to be prepared, give, sell,

transfer, or otherwise distribute or publish, for any commercial purpose, any contemporaneous recording of an academic presentation in a classroom or equivalent site of instruction by an instructor of record. The prohibition applies to a recording made in any medium, including but not necessarily limited to, handwritten or typewritten class notes.

The full text of AB1773, including a description of civil penalties and the legal and financial remedies available to the University and an individual instructor for violations of this State law, can be found at <http://www.leginfo.ca.gov>. This notice has been prepared for distribution to all UCLA students as requested by AB1773.

Individual instructors retain intellectual property rights in lecture material, pursuant to U.S. copyright law and California Civil Code 980(a)(1). Misuse of course notes derived from lecture material may also subject an individual to legal proceedings brought by the instructor.

Pursuant to the guidelines reviewed by the UCLA Academic Senate (1973), lecture note subscription services are permitted, if authorized in advance by the University and if approved by the instructor. The Lecture Notes service offered by the Associated Students UCLA is currently authorized by the University to provide a course notes subscription service for particular classes. For such classes, the note taker is approved in advance by the instructor, and the instructor may review the notes before their distribution and sale through the UCLA Store Lecture Notes office in Ackerman Union. The list of classes with such a subscription service is available in Ackerman Union.

Nothing in this policy precludes an instructor from posting the course lecture notes, which they prepare or authorize to be prepared, on the UCLA-provided course website for the class, which the instructor controls. Students who are permitted by the instructor to review such course lecture notes are reminded that these policies apply to their use of any such course lecture notes posted on the course website by the instructor.

## Disclosure of Student Records

Pursuant to the Federal Family Educational Rights and Privacy Act (FERPA), the California Information Practices Act, and the *University of California Policies Applying to the Disclosure of Information from Student Records*, students at UCLA have the right to

1. Inspect and review records pertaining to themselves in their capacity as students, except as the right may be waived or qualified under federal and state laws and University policies
2. Have withheld from disclosure, absent their prior written consent for release, personally identifiable information from their student records, except as provided by federal and state laws and University policies
3. Inspect records maintained by UCLA of disclosures of personally identifiable information from their student records
4. Seek correction of their student records through a request to amend the records or, if such request is denied, through a hearing (see UCLA Procedure 220.1)
5. File complaints with the U.S. Department of Education regarding alleged violations of the rights accorded them by the FERPA

UCLA, in accordance with federal and state laws and University policies, has designated the following categories of personally identifiable information as "directory information" which UCLA may release and publish without the student's prior consent: name, address

(local/mailling, permanent, and/or e-mail), telephone numbers, major field of study, dates of attendance, enrollment status, number of course units in which enrolled, degrees and honors received, the most recent previous educational institution attended, participation in officially recognized activities (including intercollegiate athletics), and the name, weight, and height of participants on intercollegiate athletic teams.

Students who do not wish certain items (i.e., name, local/mailling, permanent, and/or e-mail address, telephone numbers, major field of study, dates of attendance, number of course units in which enrolled, and degrees and honors received) of this "directory information" released and published may so indicate through URSA (<http://www.ursa.ucla.edu>). To restrict the release and publication of the additional items in the category of "directory information," complete the UCLA FERPA Restriction Request form available from the Registrar's Office, 1113 Murphy Hall.

Student records which are the subject of federal and state laws and University policies may be maintained in a variety of offices, including the Registrar's Office, Office of the Dean of Students, UCLA Career Center, UCLA External Affairs, Graduate Division, and the offices of a student's College or school and major department. Students are referred to the online *UCLA Campus Directory* which lists all the offices that may maintain student records, together with their campus address and telephone number. Students have the right to inspect their student records in any such office subject to the terms of federal and state laws and University policies. Inspection of student records maintained by the Registrar's Office is by appointment only and must be arranged three working days in advance. Call (310) 825-1091 option 6, or inquire at the Registrar's Office, 1113 Murphy Hall.

A copy of federal and state laws, University policies, and the print *UCLA Telephone Directory* may be inspected in the office of the Information Practices Coordinator, 500 UCLA Wilshire Center. Information concerning students' hearing rights may be obtained from the Office of the Dean of Students, 1206 Murphy Hall.

In addition to the "directory information" described above, information related to students' sex and marital status, and the name(s), address(es), and telephone number(s) of their parents or next of kin, are made available to the UCLA External Affairs Department for use in alumni, development, and public relations activities. To restrict the release of this additional information, complete an External Affairs Information Restriction Request form available from the Registrar's Office, 1113 Murphy Hall.

## Emergencies

Students should be familiar with safety instructions posted in classrooms, laboratories, and other campus facilities. Be prepared to respond safely and appropriately to a fire, earthquake, toxic spill, or accident.

At UCLA, 911 is the "all-purpose" emergency phone number. You do not need to dial an outside line from a campus phone, and you do not need any coins to dial 911 from a pay phone. When you call 911, try to remain calm and do not hang up until you answer all of the operator's questions.

You may also obtain general instructions during a major emergency by calling the 24-hour emergency hot line at (800) 900-UCLA and by listening to the UCLA emergency radio at AM1630. See <http://www.ehs.ucla.edu> for more information.

Here are some general guidelines for specific emergencies:

### Accident and Injury

Call 911 immediately to get assistance. If you are qualified to do so, give first aid to injured persons. Do not attempt to move the seriously injured.

Basic emergency care training provided by the American Red Cross is available through the UCLA Office of Environment, Health, and Safety (EHS). For further information about emergency preparedness and training, call (310) 825-5689 or see <http://www.ehs.ucla.edu>.

All work-related injuries must be reported to your supervisor. In addition, any serious injuries (including fatalities) must be reported to Cal/OSHA. Report the injury to EHS on the 24-hour injuries report hot line at (310) 825-9797. EHS will notify Cal/OSHA.

### Earthquake

When an earthquake hits, take cover immediately. If you are indoors, get under a desk or table, or between seating rows in a lecture hall. DO NOT RUN OUTSIDE. If you are in a hallway or if you are outside, move to an open area quickly and drop to the ground, covering your head and neck as best you can. If you are in your car, stop carefully and stay in the car.

After the shaking stops, check for injuries. Do not use telephones for personal calls, as this overloads phone lines and prevents emergency personnel from reporting injuries. After a severe quake at UCLA, department heads and emergency coordinators will lead building evacuations. Do not use elevators. Go to campus evacuation areas, which are wide open spaces like the quads, athletic fields, and uncovered parking lots. Wait for instructions before entering buildings or parking structures. Refrain from spreading rumors and do not go sightseeing. Remain calm and help others.

You can learn more about earthquakes by accessing the Southern California Earthquake Center at [http://scec.ess.ucla.edu/scec\\_ucla.html](http://scec.ess.ucla.edu/scec_ucla.html).

### Fire

If you see a fire, close the door where the fire is located, activate the nearest alarm, and call 911. When you sound the alarm or hear the alarm signal, get out of the building as quickly and calmly as possible. Do not use the elevators. Do not reenter the building until the all-clear signal has been given by emergency personnel.

UCLA does not expect students or employees to fight fires. Use a fire extinguisher only if you have had the training and you feel it is safe to do so. Be aware of campus fire alarm and extinguisher locations before a fire occurs.

### Hazardous Spill

Do not attempt to clean up any hazardous material spill involving chemical, radioactive, infectious, or flammable materials unless you have suitable training. If a spill occurs in a classroom or laboratory, alert the supervisor or laboratory manager. If the spill happens outdoors or in an unsupervised area, call EHS at (310) 825-5689 or 911 from a campus telephone or (310) 825-1491 from a non-campus telephone.

## Examination Policies

### Midterm Examinations

UCLA Policy 870, II (B) 6: Midterm examinations are expected to be held during regularly scheduled class meeting times. However, large classes with multiple sections requiring a common midterm examination can schedule examinations outside regular class meeting times on a space-available basis with the following limitations:

- a. Notice of the midterm dates and times must be published in the *Schedule of Classes* and URSA before enrollment begins. Late requests will not be scheduled.

- b. Instructors must put the midterm examination dates in the course syllabus.
- c. Instructors must announce the midterm dates on the 1st day of class and inform students that it is acceptable to request alternate times.
- d. Instructors should make a good faith effort to accommodate alternate examinations times for students with course conflicts.
- e. To comply with Section 92640(a) of the California Education Code, instructors must accommodate requests for alternate examination dates at a time when that activity would not violate a student's religious creed. See UCLA Policy 870, Section II (B) 8, Alternate Examination Dates.

## Final Examinations

UCLA Policy 870, II (B) 7: An instructor's method of evaluation must be announced at the beginning of the Course. Final written examinations may not exceed three hours' duration and are given only at the times and places established and published by the department chair and the Registrar's Office. See UCLA Senate Regulation A-332 (A) for the policy on final examinations.

Final examinations are generally held in the same room as Class meetings; however, by prior arrangement with the Registrar's Office, common final examinations can be scheduled and extra room locations may be booked on a space-available basis. Changes in classroom location must be arranged through the Registrar's Office. Examination codes, times, and locations are listed in the online *Schedule of Classes* and URSA.

## Alternate Examination Dates

UCLA Policy 870, II (B) 8: No student shall be excused from assigned final examinations except as provided in Senate Regulation A332 or in Section 92640(a) of the California Education Code policy on alternate examinations. The University must accommodate requests for alternate examination dates at a time when that activity would not violate a student's religious creed. This requirement does not apply in the event that administering the test or examination at an alternate time would impose an undue hardship which could not reasonably be avoided. Accommodation for alternate examination dates are worked out directly and on an individual basis between the student and the faculty member involved.

Faculty members should remember that while it is fully at their discretion to make arrangements with individual students for alternate examination times, including final examinations, they must conduct the scheduled final examination for the Class as a whole at the times and places established by the department chair and the Registrar's Office.

# Harassment

## Sexual Harassment

The University of California is committed to creating and maintaining a community where all persons who participate in University programs and activities can work and learn together in an atmosphere free from all forms of harassment, exploitation, or intimidation. Every member of the University community should be aware that the University is strongly opposed to sexual harassment, and that such behavior is prohibited both by law and by University policy. The University will respond promptly and effectively to reports of sexual harassment, and will take appropriate action to prevent, to correct, and if necessary, to discipline behavior that violates this policy. See <http://www.sexualharassment.ucla.edu>.

## Definitions

For detailed definitions of **sexual harassment**, refer to Section 102.09 of the Student Conduct Policies.

## Complaint Resolution

Experience has demonstrated that many complaints of sexual harassment can be effectively resolved through informal intervention. Individuals who experience what they consider to be sexual harassment are advised to confront the alleged offender immediately and firmly.

Additionally, an individual who believes that she or he has been sexually harassed may contact the Sexual Harassment Coordinator or a Sexual Harassment Information Center counselor for help and information regarding sexual harassment complaint resolution or grievance procedures, or may file a complaint of harassment directly with the appropriate Complaint Resolutions Officer. The appropriate Complaint Resolutions Officer is determined by the status of the accused harasser. For further details contact the Sexual Harassment Coordinator, Pamela Thompson, at 310-206-3417, 2241 Murphy Hall.

## Other Forms of Harassment

The University strives to create an environment which fosters the values of mutual respect and tolerance and is free from discrimination based on race, ethnicity, sex, religion, sexual orientation, disability, age, and other personal characteristics. Certainly harassment, in its many forms, works against those values and often corrodes a person's sense of worth and interferes with one's ability to participate in University programs or activities. While the University is committed to the free exchange of ideas and the full protection of free expression, the University also recognizes that words can be used in such a way that they no longer express an idea, but rather injure and intimidate, thus undermining the ability of individuals to participate in the University community. The *University of California Policies Applying to Campus Activities, Organizations, and Students* (hereafter referred to as *Policies*) presently prohibit a variety of conduct by students which, in certain contexts, may be regarded as harassment or intimidation.

For example, harassing expression which is accompanied by physical abuse, threats of violence, or conduct that threatens the health or safety of any person on University property or in connection with official University functions may subject an offending student to University discipline under the provisions of Section 102.08 of the *Policies*.

Similarly, harassing conduct, including symbolic expression, which also involves conduct resulting in damage to or destruction of any property of the University or property of others while on University premises may subject a student violator to University discipline under the provisions of Section 102.04 of the *Policies*.

Further, under specific circumstances described in the *University-wide Student Conduct Harassment Policy*, students may be subject to University discipline for misconduct which may consist solely of expression. Copies of this *Policy* are available in the Office of the Dean of Students, 1206 Murphy Hall, or in any of the Harassment Information Centers listed below:

1. Counseling and Psychological Services, 221 Wooden Center West, (310) 825-0768, <http://www.counseling.ucla.edu>
2. Dashew Center for International Students and Scholars, 106 Bradley Hall, (310) 825-1681, <http://www.internationalcenter.ucla.edu>
3. Office of Fraternity and Sorority Relations, 105 Kerckhoff Hall, (310) 825-6322, <http://www.greeklife.ucla.edu>
4. Office of Ombuds Services, 105 Strathmore Building, (310) 825-7627, <http://www.ombuds.ucla.edu>

5. Office of Residential Life, 205 Bradley Hall, (310) 825-3401, <http://www.orl.ucla.edu>

## Complaint Resolution

One of the necessary measures in our efforts to assure an atmosphere of civility and mutual respect is the establishment of procedures which provide effective informal and formal mechanisms for those who believe that they have been victims of any of the above misconduct.

Many incidents of harassment and intimidation can be effectively resolved through informal means. For example, an individual may wish to confront the alleged offender immediately and firmly. An individual who chooses not to confront the alleged offender and who wishes help, advice, or information is urged to contact any of the Harassment Information Centers listed immediately above.

In addition to providing support for those who believe they have been victims of harassment, Harassment Information Centers offer persons the opportunity to learn about the phenomena of harassment and intimidation; to understand the formal and informal mechanisms by which misunderstandings may be corrected and, when appropriate, student perpetrators may be disciplined; and to consider which of the available options is the most useful for the particular circumstances.

With regard to the *Universitywide Student Conduct Harassment Policy*, complainants should be aware that not all conduct which is offensive may be regarded as a violation of this *Policy* and may, in fact, be protected expression. Thus, the application of formal institutional discipline to such protected expression may not be legally permissible. Nevertheless, the University is committed to reviewing any complaint of harassing or intimidating conduct by a student and intervening on behalf of the complainant to the extent possible.

## Nondiscrimination

The University of California, in accordance with applicable federal and state laws and University policies, does not discriminate on the basis of race, color, national origin, religion, sex, gender identity, pregnancy (including pregnancy, childbirth, and medical conditions related to pregnancy and childbirth), physical or mental disability, medical condition (cancer-related or genetic characteristics), ancestry, marital status, age, sexual orientation, citizenship, or service in the uniformed services (including membership, application for membership, performance of service, application for service, or obligation for service in the uniformed services). The University also prohibits sexual harassment. This nondiscrimination policy covers admission, access, and treatment in University programs and activities.

Inquiries regarding the University's student-related nondiscrimination policies may be directed to the UCLA Campus Counsel, 3149 Murphy Hall, Box 951405, Los Angeles, CA 90095-1405, (310) 825-4042.

Inquiries regarding nondiscrimination on the basis of disability covered by the Americans with Disabilities Act (ADA) of 1990 or Section 504 of the Rehabilitation Act of 1973 may be directed to the ADA and 504 Compliance Coordinator, A239 Murphy Hall, UCLA, Box 951405, Los Angeles, CA 90095-1405, voice (310) 825-2242, TTY (310) 206-3349, <http://www.ada.ucla.edu>.

Students may complain of any action which they believe discriminates against them on the ground of race, color, national origin, marital status, sex, sexual orientation, disability, or age and may contact the Office of the Dean of Students, 1206 Murphy Hall, and/or refer to Section 111.00 of the *University of California Policies Applying to Campus Activities, Organizations, and Students* (available in 1206 Murphy Hall or at <http://www.ucop.edu/ucophome/coordrev/ucpolicies/aos/toc.html>) for further information and procedures.

## Official Publications

Students are responsible for observing procedures and deadlines published by the Registrar's Office in the following publications:

1. *UCLA General Catalog*. The catalog includes courses and programs approved by the UCLA Academic Senate. The online edition (<http://www.registrar.ucla.edu/catalog/>) has updates for course descriptions and a list of new items and changes, additions, and deletions to existing undergraduate programs (i.e., majors, minors, specializations)
2. *Schedule of Classes*. There is no print edition of the *Schedule*. The online *Schedule* (<http://www.registrar.ucla.edu/schedule/>) lists courses offered each term. It includes fee charts, an academic calendar with key deadline dates, and academic policies and procedures; registration, enrollment, and billing information; and Official Notices

## Plagiarism and Student Copyright

Plagiarism of any form is a violation of UCLA Student Conduct Code Section 102.01—Academic Dishonesty. Instructors are permitted to use one or more plagiarism-detection services to assist in the confirmation that the academic work submitted by a student is original work and has not been duplicated from an existing work.

All class assignments are expected to be original works submitted by individual students or, if directed by the instructor, by students working in a team. Should a student purchase or otherwise acquire a document from a third party (such as <http://www.termpaperexample.com>) and submit such a document as original work for the class assignment, such action is plagiarism and a violation of the code.

Instructors may require that all students enrolled in the class submit their work for confirmation by a plagiarism-detection service designated by the instructor. Failure by a student to submit assigned work is the equivalent, at the discretion of the instructor, to the student failing to submit the paper for grading.

Students retain full copyright ownership to their academic work (UCLA Policy 965; see [http://www.adminvc.ucla.edu/appm/entry\\_policies.asp?vSection=public/app\\_0965\\_0.HTML](http://www.adminvc.ucla.edu/appm/entry_policies.asp?vSection=public/app_0965_0.HTML)). However, if the plagiarism-detection service used by the instructor includes a protocol that the vendor retains a copy of the submitted work, such practice is approved by UCLA for the vendor's sole purpose of comparison with other academic work subsequently submitted by others. The vendor may not use academic work submitted by UCLA students for any other purpose.

Instructors are encouraged to indicate to all students at the start of the academic term whether (a) a plagiarism-detection service will be

used in the class for academic assignments; and (b) whether the service will be applied to all students enrolled in the class or on a spot-check basis. Nonetheless, instructors may decide to use a plagiarism-detection service after the start of the academic term, either on an across-the-board or spot-check basis. The instructor's discretion in such matters is final and not subject to appeal.

Students are encouraged to familiarize themselves with the *UCLA Student Conduct Code* and the official statements regarding cheating and plagiarism. These and other relevant documents are available on the website of the Office of the Dean of Students at <http://www.deanofstudents.ucla.edu/studentconductcode.pdf>.

The grading process for a student suspected of having engaged in plagiarism or other form of cheating is described in the Academic Senate Manual Regulations, Section 4, Paragraphs A-306 and A-315 (see <http://www.senate.ucla.edu>).



## Sexual Assault and Sexual Misconduct

UCLA does not tolerate sexual assault or sexual misconduct. Where there is probable cause to believe a student has committed a sexual assault or has engaged in sexual misconduct, disciplinary action will be pursued. Sanctions may include dismissal from the University.

### If a Person Has Been Sexually Assaulted

Those who believe that they are the victims of sexual assault should

1. **Immediately call the police department.** If possible, call the UCLA Police Department at (310) 825-1491 or 911
2. **Get medical attention.** Campus police will provide transportation to the Santa Monica-UCLA Medical Center Emergency Room for emergency medical treatment and evidence collection. A counselor from the Rape Treatment Center will be available at that time, free of charge

Utilize campus and community support services:

1. **Contact a Rape Services Consultant (RSC)** at Counseling and Psychological Services. RSCs have expertise in working with people who have been sexually assaulted. They can discuss options and alternatives, help identify the most appropriate support services, and provide information about medical care, psychological counseling, academic assistance, legal options, how to file a police report, and how to file a complaint through the Office of the Dean of Students. RSCs are available to assist any UCLA student regardless of where or when the assault occurred. For assistance, contact Counseling and Psychological Services at (310) 825-0760 or go to 221 Wooden Center West and ask to speak to an RSC.
2. **Contact the Rape Treatment Center** at Santa Monica-UCLA Medical Center (310-319-4000) for free emergency medical treatment and counseling services. See <http://www.911rape.org>.

Caring assistance is available for persons who have been subjected to sexual assault or sexual misconduct. They are encouraged in the strongest terms to make a report.

## Student Conduct Policies

Students are members of both society and the academic community with attendant rights and responsibilities. Students are expected to make themselves aware of and comply with the law, and with University and campus policies and regulations. While many of UCLA's policies and regulations parallel federal, state, and local laws, UCLA's standards may be set higher. The *University of California Policies Applying to Campus Activities, Organizations, and Students* (UC Policies) have been incorporated into the *UCLA Student Conduct Code* either by adapting or inserting verbatim the language of the policies. The complete *University of California Policies Applying to Campus Activities, Organizations, and Students* is available at <http://www.ucop.edu/ucophome/coordrev/ucpolicies/aos/toc.html>. Students may contact the Office of the Dean of Students, Office of Ombuds Services, or Student Legal Services for advice concerning these policies.

### A. Jurisdiction

The University has jurisdiction over student conduct that occurs on University property, or in connection with official University functions whether on or off University property. Although the University will not routinely invoke its disciplinary processes over student conduct that occurs off campus except in connection with an official University function, the University has discretion to exercise jurisdiction over conduct that occurs off campus and that would violate student conduct and discipline policies or regulations if the conduct had occurred

on campus when (1) the alleged misconduct indicates the student poses a threat to the safety or security of any member(s) of the University community or (2) the alleged misconduct involves academic work or the forgery, alteration, or misuse of any University document, record, key, electronic device, or identification.

Specifically, the University may choose to exercise jurisdiction over off-campus incidents under alternative A.1 above where the alleged misconduct involves

- a. Conduct that threatens the health or safety of any person, including oneself. This conduct includes, but is not limited to, physical assault, sexual assault, sexual misconduct, domestic violence, threats that cause a person reasonably to be in sustained fear for one's own safety or the safety of her or his immediate family, incidents involving the use or display of a weapon likely to cause great bodily harm, and intoxication or impairment through the use of alcohol or controlled substances to the point one is unable to exercise care for one's own safety;
- b. Stalking (as defined in Section 102.10 of the *University of California Policies Applying to Campus Activities, Organizations, and Students*);
- c. Sexual harassment (as defined in Section 160.00 et seq. of the *University of California Policies Applying to Campus Activities, Organizations, and Students*);
- d. Participation in hazing or any method of initiation or preinitiation into a campus organization or other activity engaged in by the organization or members of the organization at any time that causes, or is likely to cause, physical injury or personal degradation or disgrace resulting in psychological harm to any student or other person.

In determining whether or not to exercise off-campus jurisdiction in cases under alternative A.1 above, the University will consider the seriousness of the alleged misconduct; whether the alleged victim is a member of the campus community; the ability of the University to gather information, including the testimony of witnesses; or whether the off-campus conduct is part of a series of actions that occurred both on and off campus.

This section is intended only to provide guidance for the exercise of discretion by the University in invoking its jurisdiction over conduct that occurs off campus. It may not be relied upon by any student charged under this section to create any rights, substantive or procedural, or as a basis for a challenge to the exercise of the University's jurisdiction.

### B. Types of Misconduct

Students may be disciplined for violations or attempted violations (including aiding, abetting, or participating in the planning of an act that would be in violation of the *UCLA Code*, whether or not the individual who carries out that act is a student). Violations include the following types of misconduct:

**102.01: Academic Dishonesty.** All forms of academic misconduct, including but not limited to cheating, fabrication, plagiarism, multiple submissions, or facilitating academic misconduct. For the purposes of the *UCLA Code*, the following definitions apply:

**102.01a: Cheating.** Cheating includes, but is not limited to, the use of unauthorized materials, information, or study aids in any academic exercise; the alteration of any answers on a graded document before submitting it for regrading; or the failure to observe the expressed procedures or instructions of an academic exercise (e.g., examination instructions regarding alternate seating or conversation during an examination).

**102.01b: Fabrication.** Fabrication includes, but is not limited to, falsification or invention of any information or citation in an academic exercise.

**102.01c: Plagiarism.** Plagiarism includes, but is not limited to, the use of another's words or ideas as if they were one's own, including but not limited to representing, either with the intent to deceive or by the omission of the true source, part of or an entire work produced by someone other than the student, obtained by purchase or otherwise, as the student's original work or representing the identifiable but altered ideas, data, or writing of another person as if those ideas, data, or writing were the student's original work.

**102.01d: Multiple Submissions.** Multiple submissions includes, but is not limited to, the resubmission by a student of any work which has been previously submitted for credit in identical or similar form in one course to fulfill the requirements of a second course, without the informed permission/consent of the instructor of the second course; or the submission by a student of any work submitted for credit in identical or similar form in one course to fulfill the requirements of a concurrent course, without the permission/consent of the instructors of both courses.

**102.01e: Facilitating Academic Dishonesty.** Facilitating academic dishonesty includes, but is not limited to, knowingly helping another student commit an act of academic misconduct (e.g., cheating, fabrication, plagiarism, multiple submissions).

**102.01f: Coercion Regarding Grading or Evaluation of Coursework.** Threatening personal or professional repercussions or discipline against an instructor to coerce the instructor to change a grade or otherwise evaluate the student's work by criteria not directly reflective of coursework.

**102.02: Other Forms of Dishonesty.** Other forms of dishonesty, including but not limited to fabricating information or knowingly furnishing false information or reporting a false emergency to the University.

**102.03: Forgery.** Forgery, alteration, or misuse of any University document, record, key, electronic device, or identification.

**102.04: Theft.** Theft of, conversion of, misappropriation of, or damage to or destruction of any property of the University or property of others while on University premises or at official University functions; or possession of any property when the student had knowledge or reasonably should have had knowledge that it was stolen.

**102.05: Computer Misuse.** Theft or abuse of University computers and other University electronic resources such as computer and electronic communications facilities, systems, and services. Abuses include, but are not limited to, unauthorized entry, use, transfer, or tampering with the communications of others; interference with the work of others and with the operation of computer or electronic communications facilities, systems, and services; or violations of copyright laws, whether by theft, unauthorized sharing, or other misuse of copyrighted materials such as songs, movies, software, photos, or text. Violation of the UCLA E-Mail Policy and Guidelines (available at <http://www.adminpolicies.ucla.edu/app/default.aspx?&id=455>), of the University of California Electronic Communications Policy (available at <http://www.ucop.edu/ucophome/policies/ec/>), or of any other University acceptable or allowable use policy is also considered a violation of Section 102.05.

**102.06: Unauthorized Use of University Resources or Name.** Unauthorized entry to, possession of, receipt of, or use of any University services, equipment, resources, or properties, including the University's name, insignia, or seal.

**102.07: Unauthorized Use of University Housing and Parking.**

**102.07a: University Housing.** Violation of policies, regulations, or rules governing University-owned, -operated, or -leased housing facilities or other housing facilities located on University property.

**102.07b: Parking.** Violation of policies, regulations, or rules governing University parking services or University-owned or -operated parking facilities.

**102.08: Conduct that Threatens Health or Safety.** Conduct that threatens the health or safety of any person, including oneself. This includes, but is not limited to, physical assault, sexual assault, sexual misconduct, domestic violence, threats that cause a person reasonably to be in sustained fear for one's own safety or the safety of her or his immediate family, incidents involving the use or display of a weapon likely to cause great bodily harm, and intoxication or impairment through the use of alcohol or controlled substances to the point one is unable to exercise care for one's own safety.

**Sexual Assault** occurs when a person knowingly causes another person to engage in a sexual act by (a) physical force, violence, threat, intimidation, and/or coercion; (b) ignoring the objections of the other person; (c) causing the other's intoxication or impairment through the use of drugs or alcohol; or (d) taking advantage of the other person's incapacitation, state of intimidation, helplessness, or other inability to consent. Situations involving physical force, violence, threat, intimidation, and/or coercion fall under the definition of Sexual Assault.

**Sexual Misconduct** occurs when a person, having failed to take appropriate steps to gain effective consent, engages in a sexual act with another under the unreasonable belief that effective consent had been obtained. NOTE: For the purpose of this regulation, the following apply:

1. "Effective consent" referenced in the terms above means words or actions that show a voluntary agreement to engage in a mutually agreed-upon sexual activity.
2. "Sexual act" referenced in the terms above includes, but is not limited to, sexual intercourse, sodomy, oral-genital contact, or sexual penetration with a foreign object (including a finger), the touching of a person's intimate parts (defined as genitalia, groin, breast, or buttocks, or clothing covering them), or compelling a person to touch her or his own or another person's intimate parts without effective consent.
3. Intoxication of the accused will not diminish her or his responsibility for any violations of this section.

**102.09: [Interim].** Sexual, racial, and other forms of harassment, defined as follows:

Harassment is defined as conduct that is so severe and/or pervasive, and objectively offensive, in that so substantially impairs a person's access to University programs or activities, that the person is effectively denied equal access to the University's resources and opportunities on the basis of her or his race, color, national or ethnic origin, alien niche, sex, religion, age, sexual orientation, gender identity, marital status, veteran status, physical or mental disability, or perceived membership in any of these classifications.

**Student Employees.** When employed by the University of California, and acting within the course and scope of that employment, students are subject to the University of California *Policy on Sexual Harassment*. Otherwise, Section 102.09 above is the applicable standard for harassment by students.

For both student and/or employee sexual harassment, refer to the *University of California Procedures for Responding to Reports of Sexual Harassment*.

**102.10: Stalking.** Stalking behavior in which a student repeatedly engages in a course of conduct directed at another person and makes a credible threat with the intent to place that person in reasonable fear for her or his safety, or the safety of her or his family; where the threat is reasonably determined by the University to seriously alarm, torment, or terrorize the person; and where the threat is additionally determined by the University to serve no legitimate purpose.

**102.11: [Deleted—See 102.09]**

**102.12: Hazing.** Participation in hazing or any method of initiation or preinitiation into a campus organization or other activity engaged in by the organization or members of the organization at any time that

causes, or is likely to cause, physical injury or personal degradation or disgrace resulting in psychological harm to any student or other person.

**102.13: Obstruction or Disruption.** Obstruction or disruption of teaching, research, administration, disciplinary procedures, or other University activities.

**102.14: Disorderly Conduct.** Engaging in disorderly or lewd conduct.

**102.15: Disturbing the Peace.** Participation in a disturbance of the peace or unlawful assembly.

**102.16: Failure to Comply.** Failure to identify oneself to, or comply with directions of, a University official or other public official acting in the performance of her or his duties while on University property or at official University functions, or resisting or obstructing such University or other public officials in the performance of or the attempt to perform their duties.

**102.17: Controlled Substances.** Unlawful manufacture, distribution, dispensing, possession, use, or sale of, or the attempted manufacture, distribution, dispensing, or sale of controlled substances, identified in Federal and State laws or regulations, or being unable to exercise care for one's own safety or the safety of others because one is under the influence of controlled substances. NOTE: This provision shall not apply to circumstances wherein the person under the influence was given a controlled substance without her or his knowledge and permission.

**102.18: Alcohol.** Manufacture, distribution, dispensing, possession, use, or sale of, or the attempted manufacture, distribution, dispensing, or sale of alcohol which is unlawful or otherwise prohibited by, or not in compliance with, University policy or campus regulations, or being unable to exercise care for one's own safety or the safety of others because one is under the influence of alcohol. NOTE: This provision shall not apply to circumstances wherein the person under the influence was given alcohol without her or his knowledge and permission.

**102.19: Destructive Devices.** Possession, use, storage, or manufacture of explosives, firebombs, or other destructive devices.

**102.20: Weapons.** Except as expressly permitted by law, possession, use, storage, or manufacture of a firearm or other weapon capable of causing bodily injury. Except as expressly permitted by University policy, possession, use, storage, or manufacture of replicas of firearms or other weapons.

**102.21: Violation of Disciplinary Conditions.** Violation of the conditions contained in the terms of a disciplinary action imposed under the *UCLA Code*.

**102.22: Violation of Interim or Emergency Suspension Conditions.** Violation of the conditions contained in a written Notice of Interim or Emergency Suspension issued pursuant to Section IV of the *UCLA Code*.

**102.23: Unauthorized Use or Sale of University Materials.** Except as provided herein, no student shall give, sell, or otherwise distribute to others or publish any recording made during any course presentation without the written consent of the University and the instructor/presenter. This policy is applicable to any recording in any medium, including handwritten or typed notes.

Any distribution of a recording of a course presentation at UCLA that captures the actual sounds and/or images of that course presentation, in any medium, must consider not only the rights of the instructor and the University, but also those of other parties. Examples include the privacy rights of students enrolled in the course, the rights of guest lecturers, and the copyright interests in materials authored by others that are displayed or presented during the course presentation. In addition to the consent of the University and the instructor/presenter, it may be necessary to secure permission from these other parties before any recording, distribution, publication, or communication is legally permitted.

**102.23a: Selling Course Notes.** Selling, preparing, or distributing for any commercial purpose course lecture notes or video or audio recordings of any course unless authorized by the University in advance and explicitly permitted by the course instructor in writing. The unauthorized sale or commercial distribution of course notes or recordings by a student is a violation of the *UCLA Code* whether or not it was the student or someone else who prepared the notes or recordings. This policy is applicable to any recording in any medium, including handwritten or typed notes.

**102.23b: Copying Course Notes.** Copying for any commercial purpose handouts, readers, or other course materials provided by an instructor as part of a University of California course unless authorized by the University in advance and explicitly permitted by the course instructor or the copyright holder in writing (if the instructor is not the copyright holder). Students currently enrolled in a course may provide a copy of their own notes or recordings to other currently enrolled students for noncommercial purposes reasonably arising from participation in the course, including individual or group study.

**102.23c: Commencement Tickets.** Selling commencement tickets.

**102.24: University Properties.** Organizing or carrying out unlawful activity on University properties.

**102.25: Violations of Law.** Violation of Federal, State, or local laws.



11. REC (Recitation): Students take part in oral presentations and exhibitions involving substantial class participation
12. RGP (Research Group Meeting): Students participate in graduate research group meetings
13. SEM (Seminar): Students and faculty interact through small classroom sessions that involve substantial class participation
14. STU (Studio): Students develop technical or creative skills such as painting, music, drama, or design
15. TUT (Tutorial): Students meet individually with faculty to review work that each student conducts independently
16. TVI (Televised Instruction): Students view material that has been prerecorded

**SEC — Section Number**

A course may have multiple class types that must be taken together, such as lecture and discussion or lecture and laboratory. These class types are linked and are identified by the sequence printed and numbering schemes below:

1. Primary (lecture, seminar) sections are numbered sequentially (1-99). If a course has secondary sections belonging to a specific primary section (i.e., a compound class), they are numbered with the corresponding primary section number followed by a letter (A to Z). For example, for Chem 11A lecture section 1, you must choose from discussion sections 1A to 1Z. The class is listed as:

|                       |             |        |
|-----------------------|-------------|--------|
| 11A GENERAL CHEMISTRY | -----       | LEC 1  |
|                       | 142-081-201 | DIS 1A |
|                       | 142-081-202 | DIS 1B |
|                       | -----       | LEC 2  |
|                       | 142-081-221 | DIS 2A |
|                       | 142-081-222 | DIS 2B |

2. Any section type that may be associated with several other section types is indicated by the section number prefixed with a capital M. Combinations include
  - a. A course with secondary (discussion, laboratory, quiz) sections associated with any of several primary sections (e.g., Chinese 2)
  - b. A course with multiple primary (lecture) sections and multiple secondary (both laboratory and discussion required) sections, with the laboratory section associated with any of the primary sections, such as Physics 6. These courses identify the section type (lecture, laboratory, discussion), which is the ENROLLMENT SECTION

**FEE — Materials Use Fee**

The Materials Use Fee is assessed in addition to term fees for each course that you are enrolled in as of the fourth week of classes. Multiple-part class series (such as lecture, laboratory, and discussion) list the fee with the primary section only. It covers the price of materials and supplies used in the course and appears on your BAR statement.

**DAYS**

Days of the week are abbreviated as follows:

M — Monday  
 T — Tuesday  
 W — Wednesday  
 R — Thursday  
 F — Friday  
 S — Saturday  
 U — Sunday

TBA — To be arranged (time was not available at publication; contact the instructor or department)

UNSCHED — No regular meeting time (consult the instructor)

VAR — Class meetings vary throughout the week and quarter (consult the instructor)

**TIME**

Courses begin and end at the time listed. Minimum class meeting time is 50 minutes. Sometimes sections have more than one meeting time, which are listed on separate lines.

**BUILDING/ROOM**

The meeting location of a section is indicated by the building name abbreviation followed by the room number. Multiple meeting locations are listed on separate lines.

LS 2142 — Life Sciences 2142  
 MS 4000A — Math Sciences 4000A  
 PUB POL 1343 — Public Policy Building 1343

See "University Buildings" for building names and locations.

**INSTRUCTOR**

The faculty member responsible for a course is listed with last name and first initial. "The Staff" indicates an instructor was not assigned as of publication.

**ENRL CAP — Enrollment Capacity**

Enrollment capacity indicates the number of students allowed to enroll in the section and is subject to departmental change. When you attempt to enroll and the capacity is full, you are informed of the wait-list size and your possible wait-list position.

**XC — Examination Code**

The code number indicates the examination period for the course final, which is generally based on the meeting time of the lecture section (see "Final Examinations" chart). Examination code information is available through URSA. Be sure to check your examination codes prior to finals week.

Do not enroll in courses that have conflicting meeting times as this creates a conflict in examination times. You must discuss any conflict with both instructors and may have to change sections or drop the course to avoid the conflict. Faculty members may use their discretion to establish ground rules for attendance, missed examinations, late term papers, or any other means of evaluation for the course.

**GD TP — Class Grade Type**

Grade type is indicated by the following grading detail codes:

1. SO — Student Option: Letter grade or Passed/Not Passed for undergraduate students and Letter grade or Satisfactory/Unsatisfactory for graduate students. (In the *Schedule of Classes* and URSA, classes with an optional grading basis default to SO [Student Option], which appears in the grade type column. See the Enrollment section for regulations on changing grading basis.)
2. LG — Letter grade only
3. NG — Non-graded section of a multiple-part course
4. PN — Passed/Not Passed
5. SU — Satisfactory/Unsatisfactory

**UNITS**

Unit value is the workload credit given for a course. It is generally the same as credit toward a degree, except that some courses (e.g., English A, AP, 2P, 3P) may have less degree credit and/or no credit toward a degree (check the course description in the *UCLA General Catalog*). **The unit value of a multiple-part class series is listed with the primary section.**

**RESTRICT — Restrictions**

Course restrictions **print on the line following the section entry when enrollment is restricted to certain designations** of students:

1. **Department Consent or Instructor Consent.** A PTE number is required. Consent of department or instructor is no longer listed in the course description in the *UCLA General Catalog*. Such a restriction is subject to change by individual instructors and is only noted in the *Schedule of Classes*
2. **Level.** Only students as indicated by the class level may enroll. (If the restriction is satisfied, a PTE number is not required when

the section capacity has available spaces.) Levels are indicated as follows:

FR —Freshmen only  
 SO —Sophomores and above  
 JR —Juniors and above  
 SR —Seniors and above  
 GR —Graduate students only

See “Class Levels” in the Academic Policies section for unit breakdown for each level

3. **College and/or Major.** Only students with the noted college and/or major(s) may enroll. (If the restriction is satisfied, a PTE number is not required when the section capacity has available spaces.) Thus, if a restriction reads “MATH/APP, ECON BUSINESS, BUS-ECON,” the course is restricted to the specified majors

## University Buildings

|         |   |         |  |
|---------|---|---------|--|
| ASHE    | Arthur Ashe Student Health and Wellness Center                | KNSY PV | Kinsey Science Teaching Pavilion                                     |
| AU      | Ackerman Student Union  | KNUDSEN | Knudsen Hall   |
| BIO SCI | Biomedical Sciences Research Building                         | KORN    | Korn Convocation Hall  |
| BMC     | Brain Mapping Center  | LAKRETZ | La Kretz Hall  |
| BOELTER | Boelter Hall  | LAW     | Law Building   |
| BOTANY  | Botany Building   | LS      | Life Sciences  |
| BOYER   | Boyer Hall (formerly Molecular Biology Institute)             | LUVALLE | Lu Valle Commons   |
| BRADLEY | Bradley International Hall                                    | MACDNLD | MacDonald Medical Research Laboratories                              |
| BRI     | Brain Research Institute                                      | MACGOWN | Macgowan Hall  |
| BROAD   | Broad Art Center  | MCGWN E | Macgowan Hall East   |
| BUNCHE  | Bunche Hall   | MDCC    | Marion Davies Children’s Center                                      |
| CAMPBEL | Campbell Hall   | MELNITZ | Melnitz Hall   |
| CHS     | Center for the Health Sciences                                | MOL SCI | Molecular Sciences Building  |
| CLARK   | William Andrews Clark Memorial Library                        | MOORE   | Moore Hall   |
| CNSI    | California NanoSystems Institute                              | MORTON  | Morton Medical Building (formerly Medical Plaza 200)                 |
| CNYN PT | Canyon Point (Sunset Village)                                 | MP 100  | Medical Plaza 100  |
| COLLINS | Collins Center for Executive Education                        | MP 300  | Medical Plaza 300  |
| CORNELL | Cornell Hall  | MS      | Mathematical Sciences  |
| COVEL   | Covel Commons   | MURPHY  | Murphy Hall (Administration)   |
| CSB I   | Campus Services Building I                                    | NEUROSC | Neuroscience Research Building                                       |
| DE NEVE | De Neve Plaza Commons Building                                | NO FAC  | No facility  |
| DENT    | Dentistry, School of  | NWAUD   | Northwest Campus Auditorium  |
| DODD    | Dodd Hall   | OFF CAM | Off campus   |
| E MLNTZ | East Melnitz Building   | PAB     | Physics and Astronomy Building                                       |
| ENGR I  | Engineering I   | PERLOFF | Perloff Hall   |
| ENGR IV | Engineering IV  | PORTOLA | Portola Plaza Building   |
| ENGR V  | Engineering V   | POWELL  | Powell Library Building  |
| ENTRPNR | Entrepreneurs Hall  | PUB AFF | Public Affairs Building (formerly Public Policy Bldg)                |
| FACTOR  | Factor Health Sciences Building                               | PUB HLT | Public Health, School of   |
| FERNALD | Fernald Center  | PVUB    | Ueberroth Building   |
| FIELD   | Field   | REED    | Reed Neurological Research Center                                    |
| FOWLER  | Fowler Museum of Cultural History                             | RIEBER  | Rieber Hall  |
| FRANZ   | Franz Hall  | ROLFE   | Rolfe Hall   |
| GEOLOGY | Geology Building  | ROSNFLD | Rosenfeld Library  |
| GOLD    | Gold Hall   | ROYCE   | Royce Hall   |
| GONDA   | Gonda (Goldschmied) Neuroscience and Genetics Research Center | SAC     | Student Activities Center (formerly Men’s Gym)                       |
| GSEIS   | Education and Information Studies Building                    | SCULPT  | Sculpture Garden   |
| HAINES  | Haines Hall   | SEMEL   | Semel Institute for Neuroscience and Human Behavior (formerly NPI&H) |
| HEDRICK | Hedrick Hall  | SLICHTR | Slichter Hall  |
| HERSHEY | Hershey Hall  | SMB     | Schoenberg Music Building  |
| HLTHSCI | Center for the Health Sciences                                | SPROUL  | Sproul Hall  |
| HUMANTS | Humanities Building (formerly Kinsey Hall)                    | UES     | UCLA Lab School, Seeds Campus  |
| JSEI    | Jules Stein Eye Institute                                     | WARREN  | Warren Hall  |
| KAUFMAN | Kaufman Hall (formerly Dance Building)                        | WGYOUNG | Young Hall   |
| KH      | Kerckhoff Hall  | WOODEN  | Wooden Recreation and Sports Center                                  |
| KINROSS | Kinross Building  | YRL     | Young Research Library   |
| KINR SO | Kinross South   | 700 WWP | 700 Westwood Plaza   |

## Fall 2010 Final Examinations

|                       | 8-11 a.m. | 11:30 a.m.-2:30 p.m. | 3-6 p.m. | 6:30-9:30 p.m. |
|-----------------------|-----------|----------------------|----------|----------------|
| Saturday, December 4  | 26        | 27                   | 28       | 29             |
| Sunday, December 5    | 31        | 32                   | 33       | 34             |
| Monday, December 6    | 9         | 14                   | 13       | 21             |
| Tuesday, December 7   | 5         | 2                    | 12       | 22             |
| Wednesday, December 8 | 8         | 15                   | 4        | 23             |
| Thursday, December 9  | 16        | 3                    | 11       | 24             |
| Friday, December 10   | 7         | 6                    | 1        | 25             |

| Code | Date and Time                               | Code | Date and Time                               |
|------|---|------|---|
| 1    | Friday, December 10, 3-6 p.m.               | 20   | To be arranged by instructor, if required   |
| 2    | Tuesday, December 7, 11:30 a.m.-2:30 p.m.   | 21   | Monday, December 6, 6:30-9:30 p.m.          |
| 3    | Thursday, December 9, 11:30 a.m.-2:30 p.m.  | 22   | Tuesday, December 7, 6:30-9:30 p.m.         |
| 4    | Wednesday, December 8, 3-6 p.m.             | 23   | Wednesday, December 8, 6:30-9:30 p.m.       |
| 5    | Tuesday, December 7, 8-11 a.m.              | 24   | Thursday, December 9, 6:30-9:30 p.m.        |
| 6    | Friday, December 10, 11:30 a.m.-2:30 p.m.   | 25   | Friday, December 10, 6:30-9:30 p.m.         |
| 7    | Friday, December 10, 8-11 a.m.              | 26   | Saturday, December 4, 8-11 a.m.             |
| 8    | Wednesday, December 8, 8-11 a.m.            | 27   | Saturday, December 4, 11:30 a.m.-2:30 p.m.  |
| 9    | Monday, December 6, 8-11 a.m.               | 28   | Saturday, December 4, 3-6 p.m.              |
| 11   | Thursday, December 9, 3-6 p.m.              | 29   | Saturday, December 4, 6:30-9:30 p.m.        |
| 12   | Tuesday, December 7, 3-6 p.m.               | 30   | Consult instructor for method of evaluation |
| 13   | Monday, December 6, 3-6 p.m.                | 31   | Sunday, December 5, 8-11 a.m.               |
| 14   | Monday, December 6, 11:30 a.m.-2:30 p.m.    | 32   | Sunday, December 5, 11:30 a.m.-2:30 p.m.    |
| 15   | Wednesday, December 8, 11:30 a.m.-2:30 p.m. | 33   | Sunday, December 5, 3-6 p.m.                |
| 16   | Thursday, December 9, 8-11 a.m.             | 34   | Sunday, December 5, 6:30-9:30 p.m.          |

## Final Examination Policies

Final examinations, unless otherwise announced by the instructor, are held in the same room as class meetings. Examination codes are listed for each course in the *Schedule of Classes* and in the Study List selections on URSA.

An instructor's method of evaluation must be announced at the beginning of the course. Final written examinations may not exceed three hours' duration and are given only at the times and places established and published by the department chair and the Registrar's Office (Senate Regulation A-332A). **In planning courses for a term, students are responsible for avoiding class conflicts and avoiding conflicting or multiple same-day final examinations. No student shall be excused from assigned final examinations except as provided in the following paragraphs.**

## Policy on Alternate Examination Dates

In compliance with Section 92640(a) of the California Education Code, the University must accommodate requests for alternate examination dates for any test or examination at a time when that activity would not violate a student's religious creed. This require-

ment does not apply in the event that administering the test or examination at an alternate time would impose an undue hardship which could not reasonably be avoided.

Accommodation for alternate examination dates are worked out directly and on an individual basis between the student and the faculty member involved.

1. In general, students should make such requests of the instructor during the first two weeks of any given academic term, or as soon as possible after a particular examination date is announced by the instructor
2. Students unable to reach a satisfactory arrangement with their instructor should contact the Office of Ombuds Services, 105 Strathmore Building, or the Office of the Dean of Students, 1206 Murphy Hall, for assistance
3. Instructors who have questions or who wish to verify the nature of the religious event or practice involved should contact the Office of Ombuds Services or the Office of the Dean of Students for assistance

This policy has been reviewed and approved by the Academic Senate Undergraduate Council. Faculty members should remember that while it is fully in their discretion to make arrangements with individual students for alternate examination times, including final examinations, faculty members must conduct the scheduled final examination for the class as a whole at the times and places established by the department chair and the Registrar's Office.

# Fall 2010 Class Listings

Course times and locations may change. See the online *Schedule of Classes* at <http://www.registrar.ucla.edu/schedule/> or URSA at <http://www.ursa.ucla.edu> for real-time updates.

| CATALOG NUMBER  | COURSE TITLE          | ENF REQ | ID           | CLS NUMB | TYP | SEC | FEE | DAYS | TIME          | BUILDING/ROOM | INSTRUCTOR      | ENRL CAP | GD XC | TP | UNITS |
|---|-----------------------|---------|--------------|----------|-----|-----|-----|------|---------------|---------------|-----------------|----------|-------|----|-------|
| <b>AEROSPACE STUDIES</b>  |                       |         |              |          |     |     |     |      |               |               |                 |          |       |    |       |
| A per-unit Instructional Enhancement Fee is assessed on most L&S undergraduate nontutorial classes. See the Miscellaneous Fee Chart at <a href="http://www.registrar.ucla.edu/fees/">http://www.registrar.ucla.edu/fees/</a> for fee amounts.   |                       |         |              |          |     |     |     |      |               |               |                 |          |       |    |       |
| Z   | LEADERSHIP LAB        | Y       | 02-005-200L  | LAB      | 1   |     |     | F    | 2:00- 2:50P   | FOWLER A139   | SMITH, L.A.     | 100      |       |    | 0.0   |
| 1A  | FOUNDATION-USAF       | Y       | 02-048-200L  | LEC      | 1   |     |     | F    | 1:00- 1:50P   | BOELTER 5440  | CARTER, D.L.    | 60       | 07    | SO | 2.0   |
| 20A   | USAF AIR&SPACE POWR Y |         | 02-107-200L  | LEC      | 1   |     |     | F    | 2:00- 2:50P   | SAC 120P      | PERIS, W.E.     | 60       | 07    | SO | 2.0   |
| 130A  | AIR FRCE LDRSP STDS Y |         | 02-401-200L  | LEC      | 1   |     |     | F    | 11:00- 1:50P  | SAC 120P      | SMITH, L.A.     | 25       | 07    | SO | 4.0   |
| 140A  | PREP-ACTIVE DUTY      | Y       | 02-445-200L  | LEC      | 1   |     |     | F    | 11:00- 1:50P  | SAC 215       | PERIS, W.E.     | 25       | 30    | SO | 4.0   |
| <b>AFRICAN STUDIES</b>  |                       |         |              |          |     |     |     |      |               |               |                 |          |       |    |       |
| A per-unit Instructional Enhancement Fee is assessed on most L&S undergraduate nontutorial classes. See the Miscellaneous Fee Chart at <a href="http://www.registrar.ucla.edu/fees/">http://www.registrar.ucla.edu/fees/</a> for fee amounts.   |                       |         |              |          |     |     |     |      |               |               |                 |          |       |    |       |
| 201A  | AFRICA&THE DISCIPLNS  | N       | 01-007-200L  | SEM      | 1   |     |     | M    | 2:00- 4:50P   | BUNCHE A152   | LYDON, G.E.     | 20       | 30    | LG | 4.0   |
| RESTRICT: GRADUATE STUDENTS   |                       |         |              |          |     |     |     |      |               |               |                 |          |       |    |       |
| <b>AFRO-AMERICAN STUDIES</b>  |                       |         |              |          |     |     |     |      |               |               |                 |          |       |    |       |
| A per-unit Instructional Enhancement Fee is assessed on most L&S undergraduate nontutorial classes. See the Miscellaneous Fee Chart at <a href="http://www.registrar.ucla.edu/fees/">http://www.registrar.ucla.edu/fees/</a> for fee amounts. For undergraduate Afro-American studies courses except Afro-American Studies M5, enrollment is limited to Afro-American Studies majors and minors on the priority and first enrollment passes.  |                       |         |              |          |     |     |     |      |               |               |                 |          |       |    |       |
| M104C   | AFR-AM LIT-1960S ON   | Y       | 04-317-200L  | LEC      | 1   |     |     | TR   | 1:00- 2:50P   | PUB AFF 2250  | GOYAL, Y.       | 20       | 15    | SO | 5.0   |
| SAME AS: ENGL M104C   |                       |         |              |          |     |     |     |      |               |               |                 |          |       |    |       |
| M109  | WOMEN IN JAZZ         | Y       | 04-336-200L  | LEC      | 1   |     |     | TR   | 11:00- 12:50P | SMB 1420      | KEYES, C.L.     | 5        | 30    | SO | 4.0   |
| SAME AS: ETHNOMU M109, WOM STD M109   |                       |         |              |          |     |     |     |      |               |               |                 |          |       |    |       |
| CM112D  | AFRICAN AMERICN ART   | Y       | 04-355-200L  | LEC      | 1   |     |     | TR   | 9:30- 10:45A  | DODD 121      | NELSON, S.D.    | 30       | 30    | SO | 4.0   |
| SAME AS: ART HIS CM112D   |                       |         |              |          |     |     |     |      |               |               |                 |          |       |    |       |
| M154C   | BLACK EXPR-LATIN AM   | Y       | 04-774-200L  | LEC      | 1   |     |     | TR   | 9:30- 10:45A  | ROYCE 190     | SAWYER, M.Q.    | 60       | 12    | SO | 4.0   |
| SAME AS: POL SCI M154C  |                       |         |              |          |     |     |     |      |               |               |                 |          |       |    |       |
| Y   | 104-626-201           | DIS     | 1A           |          |     |     |     | R    | 1:00- 1:50P   | MS 5217       |                 | 10       |       |    | 0.0   |
| Y   | 104-626-202           | DIS     | 1B           |          |     |     |     | R    | 4:00- 4:50P   | PUB AFF 1284  |                 | 10       |       |    | 0.0   |
| Y   | 104-626-203           | DIS     | 1C           |          |     |     |     | R    | 5:00- 5:50P   | HAINES A82    |                 | 10       |       |    | 0.0   |
| Y   | 104-626-204           | DIS     | 1D           |          |     |     |     | R    | 6:00- 6:50P   | HAINES 122    |                 | 10       |       |    | 0.0   |
| Y   | 104-626-205           | DIS     | 1E           |          |     |     |     | F    | 9:00- 9:50A   | PUB AFF 1270  |                 | 10       |       |    | 0.0   |
| Y   | 104-626-206           | DIS     | 1F           |          |     |     |     | F    | 1:00- 1:50P   | PUB AFF 2284  |                 | 10       |       |    | 0.0   |
| M164  | AFRO-AMRC EXP IN US   | Y       | 04-675-200L  | LEC      | 1   |     |     | TR   | 12:30- 1:45P  | KNSY PV 1240B | THE STAFF       | 50       | 30    | SO | 4.0   |
| SAME AS: ANTHRO M164  |                       |         |              |          |     |     |     |      |               |               |                 |          |       |    |       |
| M179A   | TPCS-AFRO-AMRCN LIT   | Y       | 04-774-200L  | SEM      | 1   |     |     | M    | 3:00- 5:50P   | HUMANTS A48   | GOYAL, Y.       | 5        | 30    | SO | 5.0   |
| SAME AS: ENGL M179A   |                       |         |              |          |     |     |     |      |               |               |                 |          |       |    |       |
| Afro-American M179A, seminar 1:   |                       |         |              |          |     |     |     |      |               |               |                 |          |       |    |       |
| Y   | 04-774-201L           | SEM     | 2            |          |     |     |     | R    | 3:00- 5:50P   | HUMANTS A60   | STREETER, C.A.  | 5        | 30    | SO | 5.0   |
| C191  | TPCS-AFRO-AMER STDS Y |         | 04-846-200L  | SEM      | 1   |     |     | MW   | 3:00- 4:50P   | DODD 167      | THE STAFF       | 30       | 30    | LG | 4.0   |
| Afro-American Studies C191, seminar 1:  |                       |         |              |          |     |     |     |      |               |               |                 |          |       |    |       |
| Y   | 04-846-201L           | SEM     | 2            |          |     |     |     | MW   | 12:00- 1:50P  | DODD 175      | THE STAFF       | 40       | 30    | LG | 4.0   |
| Afro-American Studies C191, seminar 2:  |                       |         |              |          |     |     |     |      |               |               |                 |          |       |    |       |
| CM212D  | AFRICAN AMERICN ART   | Y       | 04-075-200L  | LEC      | 1   |     |     | TR   | 9:30- 10:45A  | DODD 121      | NELSON, S.D.    | 10       | 30    | SO | 4.0   |
| SAME AS: ART HIS CM212D   |                       |         |              |          |     |     |     |      |               |               |                 |          |       |    |       |
| 270A  | AFRO-AMRCN RESEARCHY  |         | 04-411-200L  | SEM      | 1   |     |     | T    | 3:00- 5:50P   | ROLFE 3112    | FINCH, A.       | 15       | 30    | LG | 4.0   |
| RESTRICT: AFRO-AMERICAN STUDIES MAJORS, GRADUATE STUDENTS   |                       |         |              |          |     |     |     |      |               |               |                 |          |       |    |       |
| C291  | TPCS-AFRO-AMER STDS Y |         | 04-546-200L  | SEM      | 1   |     |     | MW   | 3:00- 4:50P   | DODD 167      | THE STAFF       | 10       | 30    | LG | 4.0   |
| Afro-American Studies C291, seminar 1:  |                       |         |              |          |     |     |     |      |               |               |                 |          |       |    |       |
| Y   | 04-546-201L           | SEM     | 2            |          |     |     |     | MW   | 12:00- 1:50P  | DODD 175      | THE STAFF       | 10       | 30    | LG | 4.0   |
| RESTRICT: GRADUATE STUDENTS   |                       |         |              |          |     |     |     |      |               |               |                 |          |       |    |       |
| Afro-American Studies C291, seminar 2:  |                       |         |              |          |     |     |     |      |               |               |                 |          |       |    |       |
| <b>AMERICAN INDIAN STUDIES</b>  |                       |         |              |          |     |     |     |      |               |               |                 |          |       |    |       |
| A per-unit Instructional Enhancement Fee is assessed on most L&S undergraduate nontutorial classes. See the Miscellaneous Fee Chart at <a href="http://www.registrar.ucla.edu/fees/">http://www.registrar.ucla.edu/fees/</a> for fee amounts.   |                       |         |              |          |     |     |     |      |               |               |                 |          |       |    |       |
| M10   | AMERICN INDIAN STDS   | Y       | 04-030-200L  | LEC      | 1   |     |     | MW   | 1:00- 2:20P   | ROYCE 362     | NABOKOV, P.     | 80       | 30    | SO | 5.0   |
| SAME AS: WLD ART M23  |                       |         |              |          |     |     |     |      |               |               |                 |          |       |    |       |
| Y   | 105-030-201           | DIS     | 1A           |          |     |     |     | TBA  |               |               |                 | 20       |       |    | 0.0   |
| Y   | 105-030-202           | DIS     | 1B           |          |     |     |     | TBA  |               |               |                 | 20       |       |    | 0.0   |
| Y   | 105-030-203           | DIS     | 1C           |          |     |     |     | TBA  |               |               |                 | 20       |       |    | 0.0   |
| Y   | 105-030-204           | DIS     | 1D           |          |     |     |     | TBA  |               |               |                 | 20       |       |    | 0.0   |
| C120  | WRKNG-TRIBAL COMMITY  | Y       | 05-420-200L  | LEC      | 1   |     |     | MW   | 12:30- 1:45P  | FOWLER A103B  | RIVERA, D.M.    | 23       | 30    | LG | 4.0   |
| C130  | CAL INDIAN STRATGYS   | Y       | 05-480-200L  | SEM      | 1   |     |     | T    | 3:00- 5:50P   | HAINES 122    | CHAMPAGNE, D.W. | 10       | 30    | LG | 4.0   |
| M200C   | CNTMP ISS-AMER INDN   | Y       | 05-020-200L  | SEM      | 1   |     |     | M    | 3:00- 5:50P   | ROYCE 150     | CHAMPAGNE, D.W. | 10       | 30    | LG | 4.0   |
| SAME AS: ANTHRO M269, SOCIOL M275   |                       |         |              |          |     |     |     |      |               |               |                 |          |       |    |       |
| C220  | WRKNG-TRIBAL COMMITY  | Y       | 05-120-200L  | LEC      | 1   |     |     | MW   | 12:30- 1:45P  | FOWLER A103B  | RIVERA, D.M.    | 10       | 30    | SO | 4.0   |
| RESTRICT: GRADUATE STUDENTS   |                       |         |              |          |     |     |     |      |               |               |                 |          |       |    |       |
| C230  | CAL INDIAN STRATGYS   | Y       | 05-180-200L  | SEM      | 1   |     |     | T    | 3:00- 5:50P   | HAINES 122    | CHAMPAGNE, D.W. | 10       | 30    | SO | 4.0   |
| M238  | INDIAN LAW CLINIC     | Y       | 05-228-200L  | LEC      | 1   |     |     | TR   | 4:25- 6:00P   | LAW 2477      | KAWAHARA, J.    | 2        | 30    | LG | 5.0   |
| RESTRICT: GRADUATE STUDENTS   |                       |         |              |          |     |     |     |      |               |               |                 |          |       |    |       |
| M267  | INDIAN LAW            | Y       | 05-402-200L  | LEC      | 1   |     |     | MW   | 3:05- 4:50P   | LAW 3473      | GOLDBERG, C.E.  | 10       | 20    | LG | 5.0   |
| RESTRICT: GRADUATE STUDENTS   |                       |         |              |          |     |     |     |      |               |               |                 |          |       |    |       |
| <b>ANTHROPOLOGY</b>   |                       |         |              |          |     |     |     |      |               |               |                 |          |       |    |       |
| A per-unit Instructional Enhancement Fee is assessed on most L&S undergraduate nontutorial classes. See the Miscellaneous Fee Chart at <a href="http://www.registrar.ucla.edu/fees/">http://www.registrar.ucla.edu/fees/</a> for fee amounts. Anthropology 10 through 19 are limited to Anthropology majors and minors on the priority and first enrollment passes. Nonmajors may enroll in the second pass space permitting instructor consent; required students must obtain consent before enrollment regardless of major. |                       |         |              |          |     |     |     |      |               |               |                 |          |       |    |       |
| 8   | ARCHAEOLOGY-INTRO     | Y       | 111-106-200L | LEC      | 1   |     |     | MWF  | 10:00- 10:50A | FOWLER A103B  | SCHACHNER, G.T. | 255      | 03    | SO | 5.0   |
| Y   | 111-106-201           | DIS     | 1A           |          |     |     |     | M    | 1:00- 1:50P   | FOWLER A312   |                 | 17       |       |    | 0.0   |
| Y   | 111-106-202           | DIS     | 1B           |          |     |     |     | M    | 2:00- 2:50P   | FOWLER A312   |                 | 17       |       |    | 0.0   |
| Y   | 111-106-203           | DIS     | 1C           |          |     |     |     | M    | 3:00- 3:50P   | FOWLER A312   |                 | 17       |       |    | 0.0   |
| Y   | 111-106-204           | DIS     | 1D           |          |     |     |     | M    | 4:00- 4:50P   | FOWLER A312   |                 | 17       |       |    | 0.0   |
| Y   | 111-106-205           | DIS     | 1E           |          |     |     |     | T    | 9:00- 9:50A   | FOWLER A312   |                 | 17       |       |    | 0.0   |
| Y   | 111-106-206           | DIS     | 1F           |          |     |     |     | T    | 10:00- 10:50A | FOWLER A312   |                 | 17       |       |    | 0.0   |







| CATALOG NUMBER | COURSE TITLE                                    | ENF REQ | CLS ID      | NUMB  | TYP | SEC | FEE | DAYS | TIME         | BUILDING/ROOM | INSTRUCTOR                               | ENRL CAP | XC | GD TP | UNITS   |
|----------------|---|---------|-------------|-------|-----|-----|-----|------|--------------|---------------|--|----------|----|-------|---------|
|                | Anthropology 297, seminar 2:                    | Y       | 11-521-203L | SEM 3 |     |     |     | W    | 4:00- 4:50P  | HAINES 332    | THE STAFF                                | 20       | 30 | SO    | 2.0-4.0 |
|                |   |         |             |       |     |     |     |      |              |               | RESTRICT: ANTHROPOLOGY GRADUATE STUDENTS |          |    |       |         |
|                | Anthropology 297, seminar 3:                    | Y       | 11-521-204L | SEM 4 |     |     |     | R    | 12:30- 2:30P | HAINES 352    | CATTELINO, J.R.                          | 20       | 30 | SO    | 2.0-4.0 |
|                |   |         |             |       |     |     |     |      |              |               | RESTRICT: ANTHROPOLOGY GRADUATE STUDENTS |          |    |       |         |
|                | Anthropology 297, seminar 4:                    | Y       | 11-521-205L | SEM 5 |     |     |     | M    | 3:00- 5:50P  | HAINES        | BARRETT, H.C.                            | 10       | 30 | SO    | 2.0-4.0 |
|                |   |         |             |       |     |     |     |      |              |               | RESTRICT: ANTHROPOLOGY GRADUATE STUDENTS |          |    |       |         |
|                |   | Y       | 11-521-206L | SEM 6 |     |     |     | M    | 2:00- 3:30P  | HAINES 308    | FISKE, A.P.                              | 8        | 30 | SO    | 2.0-4.0 |
|                |   |         |             |       |     |     |     |      |              |               | RESTRICT: INSTRUCTOR CONSENT             |          |    |       |         |
|                | Anthropology 297, seminar 6:                    | Y       | 11-521-207L | SEM 7 |     |     |     | W    | 9:00- 11:30A | FOWLER A204   | BARRETT, H.C.                            | 15       | 30 | SO    | 2.0-4.0 |
|                |   |         |             |       |     |     |     |      |              |               | RESTRICT: GRADUATE STUDENTS              |          |    |       |         |
| 495            | Anthropology 297, seminar 7:<br>TEACHING ANTHRO | Y       | 11-790-200L | SEM 1 |     |     |     | T    | 5:00- 5:50P  | HAINES 314    |  | 25       | 30 | SU    | 2.0-4.0 |
|                |   |         |             |       |     |     |     |      |              |               | RESTRICT: ANTHROPOLOGY GRADUATE STUDENTS |          |    |       |         |

APPLIED LINGUISTICS

African Languages

A per-unit Instructional Enhancement Fee is assessed on most L&S undergraduate nontutorial classes. See the Miscellaneous Fee Chart at <http://www.registrar.ucla.edu/fees/> for fee amounts.

|     |                      |   |             |       |  |  |  |       |               |              |  |    |    |    |     |
|-----|----------------------|---|-------------|-------|--|--|--|-------|---------------|--------------|--|----|----|----|-----|
| 1A  | ELEMENTARY SWAHILI   | N | 85-001-200L | LEC 1 |  |  |  | MTWRF | 9:00- 9:50A   | DODD 154     |  | 25 | 02 | SO | 4.0 |
| 2A  | INTERMEDIATE SWAHILI | N | 85-004-200L | LEC 1 |  |  |  | MTWRF | 9:00- 9:50A   | PUB AFF 2319 |  | 10 | 02 | SO | 4.0 |
| 11A | ELEMENTARY YORUBA    | N | 85-033-200L | LEC 1 |  |  |  | MTWRF | 9:00- 9:50A   | PUB AFF 1329 |  | 15 | 02 | SO | 4.0 |
| 12A | INTERMEDIATE YORUBA  | N | 85-036-200L | LEC 1 |  |  |  | MTWR  | 10:00- 10:50A | BUNCHE 2150  |  | 10 | 03 | SO | 4.0 |

Applied Linguistics

A per-unit Instructional Enhancement Fee is assessed on most L&S undergraduate nontutorial classes. See the Miscellaneous Fee Chart at <http://www.registrar.ucla.edu/fees/> for fee amounts. APPLIED LINGUISTICS POLICY FOR ATTENDANCE AND LATE ENROLLMENT: The department will cancel your enrollment if you do not attend at least one of the first two class meetings.

|       |                     |   |   |             |        |  |  |     |               |             |  |    |    |    |     |
|-------|---------------------|---|---|-------------|--------|--|--|-----|---------------|-------------|--|----|----|----|-----|
| 10W   | LANGUAGE IN ACTION  | Y | Y | -----       | LEC 1  |  |  | TBA |               |             | BACHMAN, L.F.                                  | 25 | 30 | LG | 5.0 |
|       |                     | Y | Y | 84-031-201L | DIS 1A |  |  | R   | 12:00- 1:50P  |             |  | 10 |    |    | 0.0 |
| 102W  | NATURE OF LEARNING  | Y | Y | -----       | LEC 1  |  |  | MW  | 4:00- 5:50P   | HAINES A44  | SCHUMANN, J.H.                                 | 50 | 30 | LG | 5.0 |
|       |                     | Y | Y | 384-313-201 | DIS 1A |  |  | R   | 4:00- 4:50P   | DODD 175    |  | 20 |    |    | 0.0 |
|       |                     | Y | Y | 384-313-202 | DIS 1B |  |  | F   | 12:00- 12:50P | HAINES A25  |  | 20 |    |    | 0.0 |
| C110  | SEC/FORGN LANG METH | Y | Y | 84-360-200L | LEC 1  |  |  | MW  | 12:00- 1:50P  | ROLFE 2118  | JENSEN, L.                                     | 15 | 30 | SO | 4.0 |
| C113  | PHNTCS-SCND LANG ED | Y | Y | 84-378-200L | LEC 1  |  |  | TR  | 10:00- 11:50A | ROLFE 2118  | GOODWIN, J.                                    | 15 | 30 | SO | 4.0 |
| C117  | LIT-SECOND LANG ED  | Y | Y | 84-402-200L | LEC 1  |  |  | TR  | 12:00- 1:50P  | ROLFE 2118  | JENSEN, L.                                     | 15 | 30 | SO | 4.0 |
| 121SL | LATINO IMGRTN YOUTH | Y | Y | 84-431-200L | SEM 1  |  |  | T   | 3:00- 5:50P   | ROLFE 2112  | PLANN, S.J.                                    | 5  | 30 | LG | 5.0 |
| CM128 | HERITAGE LANGUAGES  | Y | Y | 84-468-200L | LEC 1  |  |  | MW  | 2:00- 3:50P   | ROYCE 154   | KAGAN, O.                                      | 10 | 30 | SO | 4.0 |
|       |                     |   |   |             |        |  |  |     |               |             | SAME AS: SLAVIC CM114                          |    |    |    |     |
| C157  | LANGUAGE ASSESSMENT | Y | Y | 84-642-200L | SEM 1  |  |  | TBA |               |             | BACHMAN, L.F.                                  | 15 | 30 | LG | 4.0 |
| M161W | TALK AND THE BODY   | Y | Y | -----       | LEC 1  |  |  | MW  | 2:00- 3:50P   | LAKRETZ 110 | GOODWIN, C.                                    | 48 | 30 | LG | 5.0 |
|       |                     |   |   |             |        |  |  |     |               |             | SAME AS: ANTHRO M148W, COMM ST M123W           |    |    |    |     |
|       |                     | Y | Y | 384-671-201 | DIS 1A |  |  | W   | 11:00- 11:50A | DODD 170    |  | 16 |    |    | 0.0 |
|       |                     | Y | Y | 384-671-202 | DIS 1B |  |  | W   | 12:00- 12:50P | BUNCHE 3211 |  | 16 |    |    | 0.0 |
|       |                     | Y | Y | 384-671-203 | DIS 1C |  |  | W   | 1:00- 1:50P   | BUNCHE 3211 |  | 16 |    |    | 0.0 |
| 200   | RESRCH-APPLIED LING | Y | Y | 84-001-200L | SEM 1  |  |  | R   | 10:00- 11:50A | ROLFE 3118  | PLANN, S.J.                                    | 12 | 30 | LG | 4.0 |
|       |                     |   |   |             |        |  |  |     |               |             | RESTRICT: GRADUATE STUDENTS                    |    |    |    |     |
| C204  | LANGUAGE ASSESSMENT | Y | Y | 84-024-200L | SEM 1  |  |  | TBA |               |             | BACHMAN, L.F.                                  | 7  | 30 | LG | 4.0 |
| 208   | DISCOURSE ANALYSIS  | Y | Y | 84-048-200L | SEM 1  |  |  | MW  | 10:00- 11:50A | ROLFE 2117  | GOODWIN, C.                                    | 12 | 30 | LG | 4.0 |
|       |                     |   |   |             |        |  |  |     |               |             | RESTRICT: ANTHRO, APP LING, APP LING&TESL GRAD |    |    |    |     |
| C210  | SEC/FORGN LANG METH | Y | Y | 84-060-200L | LEC 1  |  |  | MW  | 12:00- 1:50P  | ROLFE 2118  | JENSEN, L.                                     | 10 | 30 | SO | 4.0 |
|       |                     |   |   |             |        |  |  |     |               |             | RESTRICT: GRADUATE STUDENTS                    |    |    |    |     |
| C213  | PHNTCS-SCND LANG ED | Y | Y | 84-078-200L | LEC 1  |  |  | TR  | 10:00- 11:50A | ROLFE 2118  | GOODWIN, J.                                    | 10 | 30 | SO | 4.0 |
| C217  | LIT-SECOND LANG ED  | Y | Y | 84-102-200L | LEC 1  |  |  | TR  | 12:00- 1:50P  | ROLFE 2118  | JENSEN, L.                                     | 10 | 30 | SO | 4.0 |
|       |                     |   |   |             |        |  |  |     |               |             | RESTRICT: GRADUATE STUDENTS                    |    |    |    |     |
| M224  | LANGUAGE SOCIALIZTN | Y | Y | 84-144-200L | SEM 1  |  |  | T   | 10:00- 12:50P | HAINES 314  | OCHS, E.                                       | 4  | 30 | SO | 4.0 |
|       |                     |   |   |             |        |  |  |     |               |             | SAME AS: ANTHRO M248                           |    |    |    |     |
|       |                     |   |   |             |        |  |  |     |               |             | RESTRICT: APPLIED LINGUISTICS, AP AND TESL     |    |    |    |     |
| CM228 | HERITAGE LANGUAGES  | Y | Y | 84-168-200L | LEC 1  |  |  | MW  | 2:00- 3:50P   | ROYCE 154   | KAGAN, O.                                      | 10 | 30 | SO | 4.0 |
|       |                     |   |   |             |        |  |  |     |               |             | SAME AS: SLAVIC CM214                          |    |    |    |     |
|       |                     |   |   |             |        |  |  |     |               |             | RESTRICT: GRADUATE STUDENTS                    |    |    |    |     |
| M232  | CULTURE&BRAIN&DEVL  | Y | Y | 84-192-200L | SEM 1  |  |  | T   | 12:15- 1:50P  | HAINES 352  | BARRETT, H.C.                                  | 5  | 30 | SU | 1.0 |
|       |                     |   |   |             |        |  |  |     |               |             | SAME AS: EDUC M285, NEURO M293, PSYCH M248     |    |    |    |     |
|       |                     |   |   |             |        |  |  |     |               |             | RESTRICT: GRADUATE STUDENTS                    |    |    |    |     |
| 258   | ASSESSMENT LAB      | Y | Y | 84-348-200L | LAB 1  |  |  | F   | 9:00- 11:50A  | ROLFE 2118  | BACHMAN, L.F.                                  | 12 | 30 | SO | 4.0 |
|       |                     |   |   |             |        |  |  |     |               |             | RESTRICT: GRADUATE STUDENTS                    |    |    |    |     |
| M266  | SEMANTICS&PRAGMATCS | Y | Y | 84-396-200L | SEM 1  |  |  | MW  | 4:00- 5:50P   | ROLFE 2118  |  | 10 | 30 | LG | 4.0 |
|       |                     |   |   |             |        |  |  |     |               |             | SAME AS: ANTHRO M247                           |    |    |    |     |
|       |                     |   |   |             |        |  |  |     |               |             | RESTRICT: GRADUATE STUDENTS                    |    |    |    |     |
| 278   | DISCOURSE LAB       | Y | Y | 84-468-201L | LAB 1  |  |  | M   | 4:00- 5:50P   | ROLFE 2117  | GOODWIN, C.                                    | 12 | 30 | SU | 4.0 |
|       |                     |   |   |             |        |  |  |     |               |             | RESTRICT: GRADUATE STUDENTS                    |    |    |    |     |
| 495   | TRAIN&SUPERVISN-TA  | Y | Y | 84-790-200L | SEM 1  |  |  | M   | 6:00- 7:50P   | ROLFE 2118  | JENSEN, L.                                     | 15 | 30 | SU | 2.0 |
|       |                     |   |   |             |        |  |  |     |               |             | RESTRICT: GRADUATE STUDENTS                    |    |    |    |     |

English as a Second Language

A per-unit Instructional Enhancement Fee is assessed on most L&S undergraduate nontutorial classes. See the Miscellaneous Fee Chart at <http://www.registrar.ucla.edu/fees/> for fee amounts. The English as a Second Language Placement Examination (ESLPE) will be given in September at times and locations to be determined. YOU ARE REQUIRED TO TAKE THE ENGLISH AS A SECOND LANGUAGE PLACEMENT EXAMINATION DURING YOUR FIRST QUARTER OF STUDY. UCLA FAILURE TO APPEAR RESULTS WILL HOLD ON FUTURE ENROLLMENT AND CAMPUS SERVICES. See <http://www.wp.ucla.edu/more/information/on-the-examinations/schedule/location-and-registration> ENGLISH AS A SECOND LANGUAGE POLICY FOR ATTENDANCE AND LATE ENROLLMENT: The department will cancel your enrollment if you do not attend at least one of the first two class meetings.

|     |                     |   |   |             |       |  |  |    |               |              |                                       |    |    |    |     |
|-----|---------------------|---|---|-------------|-------|--|--|----|---------------|--------------|---------------------------------------|----|----|----|-----|
| 33B | INTRM ENGL-ACADEMIC | Y | Y | 97-092-201L | LEC 1 |  |  | MW | 10:00- 11:50A | BUNCHE 2156  |                                       | 25 | 26 | SO | 4.0 |
| 33C | ADV ENGL-ACADEMIC   | Y | Y | 97-093-201L | LEC 1 |  |  | MW | 12:00- 1:50P  | ROLFE 2112   | JENSEN, L.                            | 25 | 26 | SO | 4.0 |
|     |                     |   |   |             |       |  |  |    |               |              | RESTRICT: UNDERGRADUATE STUDENTS ONLY |    |    |    |     |
| 33G | ADV ENGL-ACADEMIC   | Y | Y | 97-085-200L | LEC 1 |  |  | MW | 4:00- 6:15P   | ROLFE 2112   | JENSEN, L.                            | 25 | 30 | SO | 4.0 |
|     |                     |   |   |             |       |  |  |    |               |              | RESTRICT: GRADUATE STUDENTS           |    |    |    |     |
| 35  | UNIVERSITY WRITING  | Y | Y | 97-106-201L | LEC 1 |  |  | TR | 10:00- 11:50A | ROLFE 2112   | GALVIN, M.E.                          | 24 | 30 | LG | 5.0 |
|     |                     |   |   |             |       |  |  |    |               |              | RESTRICT: UNDERGRADUATE STUDENTS ONLY |    |    |    |     |
| 38A | STRESS&INTONATION   | Y | Y | 97-119-200L | LEC 1 |  |  | MW | 12:00- 1:50P  | PUB AFF 1323 |                                       | 24 | 30 | SO | 4.0 |
|     |                     |   |   |             |       |  |  |    |               |              | RESTRICT: GRADUATE STUDENTS           |    |    |    |     |
| 38B | PRONUNCIATION       | Y | Y | 97-120-201L | LEC 1 |  |  | MW | 10:00- 11:50A | ROLFE 2112   | GOODWIN, J.                           | 25 | 30 | SO | 4.0 |
|     |                     |   |   |             |       |  |  |    |               |              | RESTRICT: GRADUATE STUDENTS           |    |    |    |     |

| CATALOG NUMBER  | COURSE TITLE          | ENF REQ | CLS ID      | NUM | TYP | SEC | FEE | DAYS | TIME          | BUILDING/ROOM | INSTRUCTOR         | ENRL CAP | GD XC | TP | UNITS    |
|---|-----------------------|---------|-------------|-----|-----|-----|-----|------|---------------|---------------|--------------------|----------|-------|----|----------|
| <b>ARCHAEOLOGY</b>  |                       |         |             |     |     |     |     |      |               |               |                    |          |       |    |          |
| A per-unit Instructional Enhancement Fee is assessed on most L&S undergraduate nontutorial classes. See the Miscellaneous Fee Chart at <a href="http://www.registrar.ucla.edu/fees/">http://www.registrar.ucla.edu/fees/</a> for fee amounts. |                       |         |             |     |     |     |     |      |               |               |                    |          |       |    |          |
| C159  | FIELD WORK-ARCHAEOL Y |         | 15-654-200L | FLD | 1   |     |     |      | UNSCHE        |               | WENDRICH, W.Z.     | 10       | 30    | SO | 2.0-12.0 |
| M201A   | GRAD CORE SEM-ARCH Y  |         | 15-030-200L | SEM | 1   |     |     | R    | 2:00- 4:50P   | FOWLER A222   | LESURE, R.G.       | 8        | 30    | SO | 4.0      |
| SAME AS: ANTHRO M201A<br>RESTRICT: ARCHAEOLOGY MAJORS   |                       |         |             |     |     |     |     |      |               |               |                    |          |       |    |          |
| M205A   | LAB TOPICS-ARCHAEOL Y |         | 15-052-200L | LEC | 1   |     |     | M    | 10:00- 12:50P | FOWLER A312   | WAKE, T.A.         | 3        | 30    | SO | 4.0      |
| C210  | MTRLS IDENT&CHRCTRZ Y |         | 15-090-200L | LEC | 1   |     |     | T    | 12:30- 4:50P  | FOWLER A222   | SCOTT, D.A.        | 7        | 30    | SO | 4.0      |
| RESTRICT: CNSRVTN-ARCHLGL&ETHNOGRPHC MATERIAL   |                       |         |             |     |     |     |     |      |               |               |                    |          |       |    |          |
| C220  | TOPICS-ARCHAEOLOGY Y  |         | 15-144-200L | LEC | 1   |     |     | M    | 12:00- 2:50P  | FOWLER A222   | PAPADOPOULOS, J.K. | 10       | 30    | SO | 2.0/4.0  |
| RESTRICT: GRADUATE STUDENTS   |                       |         |             |     |     |     |     |      |               |               |                    |          |       |    |          |
| C259  | FIELD WORK-ARCHAEOL Y |         | 15-350-200L | FLD | 1   |     |     |      | UNSCHE        |               | WENDRICH, W.Z.     | 10       | 30    | SO | 2.0-12.0 |
| <b>ARCHITECTURE AND URBAN DESIGN</b>  |                       |         |             |     |     |     |     |      |               |               |                    |          |       |    |          |
| For Architecture and Urban Design 30, the first discussion section meetings are Friday, October 1, 2010.  |                       |         |             |     |     |     |     |      |               |               |                    |          |       |    |          |
| 30  | ARCHITECTRL STUDIES   | N       | -----       | LEC | 1   |     |     | TR   | 8:00- 9:15A   | PERLOFF 1102  | OSMAN, M.          | 130      | 30    | SO | 5.0      |
|   |                       | N       | 114-090-201 | DIS | 1A  |     |     | F    | 9:00- 9:50A   | PERLOFF 1243A |                    | 18       |       |    | 0.0      |
|   |                       | N       | 114-090-202 | DIS | 1B  |     |     | F    | 9:00- 9:50A   | PERLOFF 1209B |                    | 18       |       |    | 0.0      |
|   |                       | N       | 114-090-203 | DIS | 1C  |     |     | F    | 10:00- 10:50A | PERLOFF 1243A |                    | 18       |       |    | 0.0      |
|   |                       | N       | 114-090-204 | DIS | 1D  |     |     | F    | 10:00- 10:50A | PERLOFF 1209B |                    | 18       |       |    | 0.0      |
|   |                       | N       | 114-090-205 | DIS | 1E  |     |     | F    | 11:00- 11:50A | PERLOFF 1243A |                    | 18       |       |    | 0.0      |
|   |                       | N       | 114-090-206 | DIS | 1F  |     |     | F    | 11:00- 11:50A | PERLOFF 1209B |                    | 18       |       |    | 0.0      |
|   |                       | N       | 114-090-207 | DIS | 1G  |     |     | F    | 12:00- 12:50P | PERLOFF 1243A |                    | 18       |       |    | 0.0      |
|   |                       | N       | 114-090-208 | DIS | 1H  |     |     | F    | 12:00- 12:50P | PERLOFF 1209B |                    | 18       |       |    | 0.0      |
| 122   | STUDIO II             | N       | 14-432-200L | STU | 1   |     |     | TR   | 1:00- 4:50P   |               |                    | 29       | 30    | LG | 6.0      |
| RESTRICT: ARCHITECTURAL STUDIES MAJORS  |                       |         |             |     |     |     |     |      |               |               |                    |          |       |    |          |
| 131   | CONTEMPORARY DESIGN   | N       | 14-486-200L | LEC | 1   |     |     | MW   | 9:30- 10:45A  | PERLOFF 1209B | OSMAN, M.          | 30       | 30    | LG | 5.0      |
| RESTRICT: ARCHITECTURAL STUDIES MAJORS  |                       |         |             |     |     |     |     |      |               |               |                    |          |       |    |          |
| 141   | TECH I-PROJECTIONS    | N       | 14-546-200L | LAB | 1   |     |     | TR   | 9:00- 10:50A  | PERLOFF 1243C |                    | 31       | 30    | LG | 5.0      |
| RESTRICT: ARCHITECTURAL STUDIES MAJORS  |                       |         |             |     |     |     |     |      |               |               |                    |          |       |    |          |
| 220   | INTRO TO COMPUTERS    | N       | -----       | LEC | 1   |     |     | M    | 10:00- 11:20A | PERLOFF 1243C | HOLDER, A.J.       | 26       | 30    | LG | 2.0      |
| RESTRICT: ARCHITECTURE MAJORS   |                       |         |             |     |     |     |     |      |               |               |                    |          |       |    |          |
|   |                       | N       | 14-120-201L | LAB | 1A  |     |     | W    | 10:00- 11:20A | PERLOFF 1243C |                    | 35       |       |    | 0.0      |
| RESTRICT: ARCHITECTURE MAJORS   |                       |         |             |     |     |     |     |      |               |               |                    |          |       |    |          |
|   |                       | N       | -----       | LEC | 2   |     |     | M    | 11:30- 12:50P | PERLOFF 1243C | HOLDER, A.J.       | 26       | 30    | LG | 2.0      |
| RESTRICT: ARCHITECTURE MAJORS   |                       |         |             |     |     |     |     |      |               |               |                    |          |       |    |          |
|   |                       | N       | 14-120-211L | LAB | 2A  |     |     | W    | 11:30- 12:50P | PERLOFF 1243C |                    | 30       |       |    | 0.0      |
| RESTRICT: ARCHITECTURE MAJORS   |                       |         |             |     |     |     |     |      |               |               |                    |          |       |    |          |
| M227A   | COMPUTER APPLICATNS   | N       | 14-188-200L | LEC | 1   |     |     | MW   | 12:30- 1:50P  | PERLOFF 1243A | LIGGETT, R.S.      | 40       | 30    | SO | 4.0      |
| SAME AS: DESMA M241<br>RESTRICT: INSTRUCTOR CONSENT   |                       |         |             |     |     |     |     |      |               |               |                    |          |       |    |          |
| 286   | ROMAN ARCHITECTURE    | N       | 14-544-200L | LEC | 1   |     |     | TR   | 2:00- 3:20P   | PERLOFF 1243A |                    | 50       | 30    | SO | 4.0      |
| RESTRICT: INSTRUCTOR CONSENT  |                       |         |             |     |     |     |     |      |               |               |                    |          |       |    |          |
| 289   | SPL TPS-ARCH&URB DS   | N       | 14-556-201L | LEC | 1   |     |     | T    | 9:00- 11:50A  | PERLOFF 1209B | CUFF, D.           | 20       | 30    | SO | 2.0-4.0  |
| RESTRICT: INSTRUCTOR CONSENT  |                       |         |             |     |     |     |     |      |               |               |                    |          |       |    |          |
|   |                       | N       | 14-556-202L | LEC | 2   |     |     | TBA  |               |               | EBNER, P.          | 20       | 30    | SO | 2.0-4.0  |
| RESTRICT: INSTRUCTOR CONSENT  |                       |         |             |     |     |     |     |      |               |               |                    |          |       |    |          |
|   |                       | N       | 14-556-203L | LEC | 3   |     |     | R    | 10:00- 12:50P | PERLOFF 1209B | SOTAMAA, K.S.      | 22       | 30    | SO | 2.0-4.0  |
| RESTRICT: INSTRUCTOR CONSENT  |                       |         |             |     |     |     |     |      |               |               |                    |          |       |    |          |
|   |                       | N       | 14-556-204L | LEC | 4   |     |     | F    | 10:00- 12:50P |               | WEINSTEIN, R.S.    | 18       | 30    | SO | 2.0-4.0  |
| RESTRICT: INSTRUCTOR CONSENT  |                       |         |             |     |     |     |     |      |               |               |                    |          |       |    |          |
|   |                       | N       | 14-556-205L | LEC | 5   |     |     | R    | 2:00- 4:50P   | PERLOFF 1243C | DETERS, S.M.       | 18       | 30    | SO | 2.0-4.0  |
| RESTRICT: INSTRUCTOR CONSENT  |                       |         |             |     |     |     |     |      |               |               |                    |          |       |    |          |
| 290   | ARCHITECTRL CULTURE   | N       | 14-563-200L | LEC | 1   |     |     | M    | 9:00- 11:50A  | PERLOFF 1220  | LAVIN, S.          | 18       | 30    | LG | 5.0      |
| RESTRICT: ARCHITECTURE MAJORS   |                       |         |             |     |     |     |     |      |               |               |                    |          |       |    |          |
| 291   | THRY-ARCH PROGRAMNG   | N       | 14-566-200L | LEC | 1   |     |     | W    | 9:00- 12:50P  | PERLOFF B320  |                    | 62       | 30    | SO | 4.0      |
| RESTRICT: ARCHITECTURE MAJORS   |                       |         |             |     |     |     |     |      |               |               |                    |          |       |    |          |
| 401   | ADV TOPICS-STUDIO     | N       | 14-603-201L | STU | 1   |     |     | MWF  | 2:00- 5:50P   |               | HULJICH, G.        | 20       | 30    | LG | 6.0      |
| RESTRICT: ARCHITECTURE MAJORS   |                       |         |             |     |     |     |     |      |               |               |                    |          |       |    |          |
|   |                       | N       | 14-603-202L | STU | 2   |     |     | MWF  | 2:00- 5:50P   |               | INABA, J.N.        | 16       | 30    | LG | 6.0      |
| RESTRICT: ARCHITECTURE MAJORS   |                       |         |             |     |     |     |     |      |               |               |                    |          |       |    |          |
|   |                       | N       | 14-603-203L | STU | 3   |     |     | MWF  | 2:00- 5:50P   |               | HODGETTS, C.E.     | 16       | 30    | LG | 6.0      |
| RESTRICT: ARCHITECTURE MAJORS   |                       |         |             |     |     |     |     |      |               |               |                    |          |       |    |          |
|   |                       | N       | 14-603-204L | STU | 4   |     |     | MWF  | 2:00- 5:50P   |               | EBNER, P.          | 16       | 30    | LG | 6.0      |
| RESTRICT: ARCHITECTURE MAJORS   |                       |         |             |     |     |     |     |      |               |               |                    |          |       |    |          |
|   |                       | N       | 14-603-205L | STU | 5   |     |     | MWF  | 2:00- 5:50P   |               | DETERS, S.M.       | 20       | 30    | LG | 6.0      |
| RESTRICT: ARCHITECTURE MAJORS   |                       |         |             |     |     |     |     |      |               |               |                    |          |       |    |          |
| 403A  | RESEARCH STUDIO       | N       | 14-606-201L | SEM | 1   |     |     | TBA  |               |               | DENARI, N.M.       | 20       | 30    |    | 2.0      |
| RESTRICT: ARCHITECTURE MAJORS   |                       |         |             |     |     |     |     |      |               |               |                    |          |       |    |          |
|   |                       | N       | 14-606-202L | SEM | 2   |     |     | TBA  |               |               | PAYNE, J.K.        | 20       | 30    |    | 2.0      |
| RESTRICT: ARCHITECTURE MAJORS   |                       |         |             |     |     |     |     |      |               |               |                    |          |       |    |          |
|   |                       | N       | 14-606-203L | SEM | 3   |     |     | TBA  |               |               | ROBERGE, H.L.      | 16       | 30    |    | 2.0      |
| RESTRICT: ARCHITECTURE MAJORS   |                       |         |             |     |     |     |     |      |               |               |                    |          |       |    |          |
|   |                       | N       | 14-606-204L | SEM | 4   |     |     | TBA  |               |               | SOTAMAA, K.S.      | 16       | 30    |    | 2.0      |
| RESTRICT: ARCHITECTURE MAJORS   |                       |         |             |     |     |     |     |      |               |               |                    |          |       |    |          |
|   |                       | N       | 14-606-205L | SEM | 5   |     |     | TBA  |               |               | LYNN, G.S.         | 20       | 30    |    | 2.0      |
| RESTRICT: ARCHITECTURE MAJORS   |                       |         |             |     |     |     |     |      |               |               |                    |          |       |    |          |
| 411   | INTRO DESIGN STUDIO   | N       | 14-626-200L | STU | 1   |     |     | MWF  | 2:00- 5:50P   |               | PREDOCK, H.        | 65       | 30    | LG | 6.0      |
| RESTRICT: ARCHITECTURE MAJORS   |                       |         |             |     |     |     |     |      |               |               |                    |          |       |    |          |
| 414   | MAJOR BLDNG DESIGN    | N       | 14-634-200L | STU | 1   |     |     | MWF  | 2:00- 5:50P   |               | REFUERZO, B.J.     | 60       | 30    | LG | 6.0      |
| RESTRICT: ARCHITECTURE MAJORS   |                       |         |             |     |     |     |     |      |               |               |                    |          |       |    |          |
| 431   | STRUCTURES I          | N       | 14-674-200L | LEC | 1   |     |     | TR   | 9:30- 10:50A  | PERLOFF B320  | PAULL, M.          | 65       | 30    | SO | 4.0      |
| RESTRICT: ARCHITECTURE MAJORS   |                       |         |             |     |     |     |     |      |               |               |                    |          |       |    |          |
| 436   | INTRO BLDNG CNSTRUC   | N       | 14-686-200L | LAB | 1   |     |     | T    | 12:00- 1:50P  | PERLOFF 1243A |                    | 65       | 30    | LG | 2.0      |
| RESTRICT: ARCHITECTURE MAJORS   |                       |         |             |     |     |     |     |      |               |               |                    |          |       |    |          |

| CATALOG NUMBER   | COURSE TITLE         | ENF REQ | CLS ID                                  | NUM | TYP | SEC | FEE | DAYS | TIME          | BUILDING/ROOM | INSTRUCTOR      | ENRL CAP | GD XC | TP | UNITS   |
|--|----------------------|---------|---|-----|-----|-----|-----|------|---------------|---------------|-----------------|----------|-------|----|---------|
| <b>ART</b>   |                      |         |   |     |     |     |     |      |               |               |                 |          |       |    |         |
| For undergraduate studio courses, attendance at the first two class meetings is MANDATORY. Failure to attend the first two class meetings results in your being dropped from the course. |                      |         |   |     |     |     |     |      |               |               |                 |          |       |    |         |
| 1A   | DRAWING              | N       | 19-001-200L                             | STU | 1   |     |     | TR   | 8:00- 11:50A  | BROAD 7250    | SUGGS, D.D.     | 17       | 30    | SO | 4.0     |
|  |                      |         | RESTRICT: ART MAJORS                    |     |     |     |     |      |               |               |                 |          |       |    |         |
|  |                      | N       | 19-001-201L                             | STU | 2   |     |     | TR   | 1:00- 4:50P   | BROAD 7250    | SUGGS, D.D.     | 17       | 30    | SO | 4.0     |
|  |                      |         | RESTRICT: ART MAJORS                    |     |     |     |     |      |               |               |                 |          |       |    |         |
| 1B   | SCULPTURE            | N       | 19-002-200L                             | STU | 1   |     |     | TR   | 8:00- 11:50A  | BROAD 1256    | THE STAFF       | 17       | 30    | SO | 4.0     |
|  |                      |         | RESTRICT: ART MAJORS                    |     |     |     |     |      |               |               |                 |          |       |    |         |
| 11A  | PAINTING             | N       | 19-016-200L                             | STU | 1   |     |     | MW   | 8:00- 11:50A  | BROAD 7230    | WICKMAN, P.A.   | 17       | 30    | SO | 4.0     |
|  |                      |         | RESTRICT: ART MAJORS                    |     |     |     |     |      |               |               |                 |          |       |    |         |
| 11B  | PHOTOGRAPHY          | N       | 19-017-201L                             | STU | 1   |     |     | TR   | 1:00- 4:50P   | BROAD 1145    | WELLING, J.     | 17       | 30    | SO | 4.0     |
|  |                      |         | RESTRICT: ART MAJORS                    |     |     |     |     |      |               |               |                 |          |       |    |         |
| 11D  | NEW GENRES           | N       | 19-019-201L                             | STU | 1   |     |     | MW   | 1:00- 4:50P   | BROAD 2135    | YBARRA JR, M.   | 17       | 30    | SO | 4.0     |
|  |                      |         | RESTRICT: ART MAJORS                    |     |     |     |     |      |               |               |                 |          |       |    |         |
| 11E  | CERAMICS             | N       | 19-020-201L                             | STU | 1   |     |     | TR   | 1:00- 4:50P   | BROAD 1275    | MYERS, K.A.     | 17       | 30    | LG | 4.0     |
|  |                      |         | RESTRICT: ART MAJORS                    |     |     |     |     |      |               |               |                 |          |       |    |         |
| 31A  | MODERNISM            | N       | -----                                   | LEC | 1   |     |     | F    | 9:00- 11:50A  | HAINES A2     | TUMLIR, J.A.    | 90       | 03    | LG | 5.0     |
|  |                      | N       | 119-089-201                             | DIS | 1A  |     |     | F    | 12:00- 12:50P | ROLFE 3134    |                 | 30       |       |    | 0.0     |
|  |                      | N       | 119-089-202                             | DIS | 1B  |     |     | T    | 5:00- 5:50P   | ROLFE 3134    |                 | 30       |       |    | 0.0     |
|  |                      | N       | 119-089-203                             | DIS | 1C  |     |     | F    | 12:00- 12:50P | ROLFE 3126    |                 | 30       |       |    | 0.0     |
| 130  | ADVANCED DRAWING     | N       | 19-624-200L                             | STU | 1   |     |     | MW   | 1:00- 4:50P   | BROAD 7240    | THE STAFF       | 15       | 30    | LG | 5.0     |
|  |                      |         | RESTRICT: ART MAJORS, JUNIORS AND ABOVE |     |     |     |     |      |               |               |                 |          |       |    |         |
| 133  | ADVANCED PAINTING    | N       | 19-634-200L                             | STU | 1   |     |     | MW   | 1:00- 4:50P   | BROAD 6250    | PITTMAN, L.G.   | 15       | 30    | LG | 5.0     |
|  |                      |         | RESTRICT: ART MAJORS, JUNIORS AND ABOVE |     |     |     |     |      |               |               |                 |          |       |    |         |
|  |                      | N       | 19-634-201L                             | STU | 2   |     |     | TR   | 1:00- 4:50P   | BROAD 6220    | HERMAN, R.R.    | 15       | 30    | LG | 5.0     |
|  |                      |         | RESTRICT: ART MAJORS, JUNIORS AND ABOVE |     |     |     |     |      |               |               |                 |          |       |    |         |
| 137  | ADVANCED NEW GENRES  | N       | 19-641-200L                             | STU | 1   |     |     | TR   | 8:00- 11:50A  | BROAD 2122    | VOGT, E.        | 15       | 30    | LG | 5.0     |
|  |                      |         | RESTRICT: ART MAJORS, JUNIORS AND ABOVE |     |     |     |     |      |               |               |                 |          |       |    |         |
| 140  | ADVANCED PRINTMAKNG  | N       | 19-649-200L                             | STU | 1   |     |     | MW   | 1:00- 4:50P   | BROAD 6260    | SAMUEL, J.M.    | 12       | 30    | LG | 5.0     |
|  |                      |         | RESTRICT: ART MAJORS, JUNIORS AND ABOVE |     |     |     |     |      |               |               |                 |          |       |    |         |
| 145  | ADVANCED SCULPTURE   | N       | 19-654-200L                             | STU | 1   |     |     | TR   | 1:00- 4:50P   | BROAD 1256    | PERLMAN, D.H.   | 15       | 30    | LG | 5.0     |
|  |                      |         | RESTRICT: ART MAJORS, JUNIORS AND ABOVE |     |     |     |     |      |               |               |                 |          |       |    |         |
| 147  | ADVANCED PHOTOGRPHYN | N       | 19-657-200L                             | STU | 1   |     |     | MW   | 1:00- 4:50P   | BROAD 1145    | OPIE, C.S.      | 15       | 30    | LG | 5.0     |
|  |                      |         | RESTRICT: ART MAJORS, JUNIORS AND ABOVE |     |     |     |     |      |               |               |                 |          |       |    |         |
| 148  | ADVANCED CERAMICS    | N       | 19-650-200L                             | STU | 1   |     |     | TR   | 8:00- 11:50A  | BROAD 1275    | MYERS, K.A.     | 15       | 30    | LG | 5.0     |
|  |                      |         | RESTRICT: ART MAJORS, JUNIORS AND ABOVE |     |     |     |     |      |               |               |                 |          |       |    |         |
| 150  | SENIOR STUDIO        | N       | 19-665-200L                             | STU | 1   |     |     | TR   | 1:00- 4:50P   | BROAD 2122    | FRASER, A.      | 13       | 30    | LG | 5.0     |
|  |                      |         | RESTRICT: ART MAJORS, SENIORS ONLY      |     |     |     |     |      |               |               |                 |          |       |    |         |
| M186A  | BEYOND MEXICN MURAL  | N       | 19-830-200L                             | LEC | 1   |     |     | TR   | 1:00- 2:50P   | OFF CAM       | BACA, J.F.      | 2        | 30    | SO | 4.0     |
|  |                      |         | SAME AS: CHICANO M186A,WLD ART M125A    |     |     |     |     |      |               |               |                 |          |       |    |         |
| M186AL   | BEYOND MEXICN MURAL  | N       | 19-831-200L                             | LAB | 1   |     |     | TR   | 3:00- 4:50P   | OFF CAM       | BACA, J.F.      | 2        | 30    | SO | 4.0     |
|  |                      |         | SAME AS: CHICANO M186A,WLD ART M125AL   |     |     |     |     |      |               |               |                 |          |       |    |         |
| 190  | COLLOQUIA            | N       | 19-847-200L                             | SEM | 1   |     |     | F    | 10:00- 12:50P | BROAD 1256    | SAXE, A.A.      | 10       | 30    | PN | 1.0     |
|  |                      |         | RESTRICT: DEPARTMENT CONSENT            |     |     |     |     |      |               |               |                 |          |       |    |         |
| 193  | CURRENT TOPICS       | N       | 19-863-200L                             | SEM | 1   |     |     | T    | 5:15- 6:45P   | BROAD 1145    | WELLING, J.     | 15       | 30    | PN | 1.0     |
|  |                      |         | RESTRICT: INSTRUCTOR CONSENT            |     |     |     |     |      |               |               |                 |          |       |    |         |
| 271  | GRADUATE PAINTING    | N       | 19-366-201L                             | STU | 1   |     |     | VAR  |               | OFF CAM       | DRUCKER, B.     | 10       | 30    | LG | 2.0-8.0 |
|  |                      |         | RESTRICT: INSTRUCTOR CONSENT            |     |     |     |     |      |               |               |                 |          |       |    |         |
|  |                      | N       | 19-366-202L                             | STU | 2   |     |     | VAR  |               | OFF CAM       | HERMAN, R.R.    | 10       | 30    | LG | 2.0-8.0 |
|  |                      |         | RESTRICT: INSTRUCTOR CONSENT            |     |     |     |     |      |               |               |                 |          |       |    |         |
|  |                      | N       | 19-366-203L                             | STU | 3   |     |     | VAR  |               | OFF CAM       | PITTMAN, L.G.   | 10       | 30    | LG | 2.0-8.0 |
|  |                      |         | RESTRICT: INSTRUCTOR CONSENT            |     |     |     |     |      |               |               |                 |          |       |    |         |
|  |                      | N       | 19-366-204L                             | STU | 4   |     |     | VAR  |               | OFF CAM       | WICKMAN, P.A.   | 10       | 30    | LG | 2.0-8.0 |
|  |                      |         | RESTRICT: INSTRUCTOR CONSENT            |     |     |     |     |      |               |               |                 |          |       |    |         |
| 273  | GRADUATE SCULPTURE   | N       | 19-375-201L                             | STU | 1   |     |     | VAR  |               | OFF CAM       | PERLMAN, D.H.   | 10       | 30    | LG | 2.0-8.0 |
|  |                      |         | RESTRICT: INSTRUCTOR CONSENT            |     |     |     |     |      |               |               |                 |          |       |    |         |
|  |                      | N       | 19-375-202L                             | STU | 2   |     |     | VAR  |               | OFF CAM       | MCMILLIAN, R.T. | 10       | 30    | LG | 2.0-8.0 |
|  |                      |         | RESTRICT: INSTRUCTOR CONSENT            |     |     |     |     |      |               |               |                 |          |       |    |         |
|  |                      | N       | 19-375-203L                             | STU | 3   |     |     | VAR  |               | OFF CAM       | RAY, C.R.       | 10       | 30    | LG | 2.0-8.0 |
|  |                      |         | RESTRICT: INSTRUCTOR CONSENT            |     |     |     |     |      |               |               |                 |          |       |    |         |
| 274  | GRAD PHOTOGRAPHY     | N       | 19-381-201L                             | STU | 1   |     |     | VAR  |               | OFF CAM       | OPIE, C.S.      | 10       | 30    | LG | 2.0-8.0 |
|  |                      |         | RESTRICT: INSTRUCTOR CONSENT            |     |     |     |     |      |               |               |                 |          |       |    |         |
|  |                      | N       | 19-381-202L                             | STU | 2   |     |     | VAR  |               | OFF CAM       | WELLING, J.     | 10       | 30    | LG | 2.0-8.0 |
|  |                      |         | RESTRICT: INSTRUCTOR CONSENT            |     |     |     |     |      |               |               |                 |          |       |    |         |
| 275  | GRADUATE NEW GENRES  | N       | 19-386-201L                             | STU | 1   |     |     | VAR  |               | OFF CAM       | BOLANDE, J.     | 10       | 30    | LG | 2.0-8.0 |
|  |                      |         | RESTRICT: INSTRUCTOR CONSENT            |     |     |     |     |      |               |               |                 |          |       |    |         |
|  |                      | N       | 19-386-202L                             | STU | 2   |     |     | VAR  |               | OFF CAM       | THE STAFF       | 10       | 30    | LG | 2.0-8.0 |
|  |                      |         | RESTRICT: INSTRUCTOR CONSENT            |     |     |     |     |      |               |               |                 |          |       |    |         |
| 276  | GRAD GROUP CRITIQUE  | N       | 19-390-200L                             | DIS | 1   |     |     | W    | 6:00- 8:50P   | OFF CAM       | FRASER, A.      | 10       | 30    | LG | 4.0     |
|  |                      |         | RESTRICT: INSTRUCTOR CONSENT            |     |     |     |     |      |               |               |                 |          |       |    |         |
| 277  | GRADUATE CERAMICS    | N       | 19-395-201L                             | STU | 1   |     |     | VAR  |               | OFF CAM       | SAXE, A.A.      | 10       | 30    | LG | 2.0-8.0 |
|  |                      |         | RESTRICT: INSTRUCTOR CONSENT            |     |     |     |     |      |               |               |                 |          |       |    |         |
| 278  | INTRDSCPLNRY STUDIO  | N       | 19-400-201L                             | STU | 1   |     |     | VAR  |               | OFF CAM       | KELLY, M.       | 10       | 30    | SO | 2.0-8.0 |
|  |                      |         | RESTRICT: INSTRUCTOR CONSENT            |     |     |     |     |      |               |               |                 |          |       |    |         |
| C280   | SEMINAR IN ART       | N       | 19-411-200L                             | SEM | 1   |     |     | T    | 5:00- 7:50P   | OFF CAM       | FERGUSON, R.    | 10       | 30    | LG | 4.0     |
|  |                      |         | RESTRICT: INSTRUCTOR CONSENT            |     |     |     |     |      |               |               |                 |          |       |    |         |
| Art C280, seminar 1:   |                      |         |   |     |     |     |     |      |               |               |                 |          |       |    |         |
| C283   | SPECIAL TOPICS-ART   | N       | 19-441-201L                             | SEM | 1   |     |     | VAR  |               | OFF CAM       | KRUGER, B.      | 10       | 30    | LG | 2.0/4.0 |
|  |                      |         | RESTRICT: INSTRUCTOR CONSENT            |     |     |     |     |      |               |               |                 |          |       |    |         |
| 495  | TA TRAINING PRACTCM  | N       | 19-740-200L                             | SEM | 1   |     |     | W    | 9:30- 12:20P  | OFF CAM       | WICKMAN, P.A.   | 20       | 30    | SU | 2.0     |
|  |                      |         | RESTRICT: DEPARTMENT CONSENT            |     |     |     |     |      |               |               |                 |          |       |    |         |

**ART HISTORY**

Per-unit instructional enhancement fees assessed on most undergraduate non-tutorial classes. See the Miscellaneous Fee Chart at <http://www.registrar.ucla.edu/fees/fees.html> for Art History 100 through IC180. Art History and History/Art History majors during the priority and first enrollment passes. Nonmajors may enroll during the second pass, space permitting.

|    |             |   |             |     |    |  |  |     |               |           |              |     |    |    |     |
|----|-------------|---|-------------|-----|----|--|--|-----|---------------|-----------|--------------|-----|----|----|-----|
| 50 | ANCIENT ART | Y | -----       | LEC | 1  |  |  | MWF | 10:00- 10:50A | DODD 147  | DOWNEY, S.B. | 270 | 03 | SO | 5.0 |
|    |             | Y | 118-250-201 | DIS | 1A |  |  | M   | 1:00- 1:50P   | DODD 221A |              | 15  |    |    | 0.0 |
|    |             | Y | 118-250-202 | DIS | 1B |  |  | M   | 2:00- 2:50P   | DODD 221A |              | 15  |    |    | 0.0 |
|    |             | Y | 118-250-203 | DIS | 1C |  |  | M   | 3:00- 3:50P   | DODD 275  |              | 15  |    |    | 0.0 |
|    |             | Y | 118-250-204 | DIS | 1D |  |  | M   | 4:00- 4:50P   | DODD 275  |              | 15  |    |    | 0.0 |
|    |             | Y | 118-250-205 | DIS | 1E |  |  | T   | 8:00- 8:50A   | DODD 221A |              | 15  |    |    | 0.0 |
|    |             | Y | 118-250-206 | DIS | 1F |  |  | T   | 9:00- 9:50A   | DODD 221A |              | 15  |    |    | 0.0 |

| CATALOG NUMBER | COURSE TITLE         | ENF REQ | ID  | CLS NUMB | TYP | SEC | FEE | DAYS   | TIME          | BUILDING/ROOM | INSTRUCTOR         | ENRL CAP | XC | GD TP | UNITS   |
|----------------|----------------------|---------|---|----------|-----|-----|-----|--------|---------------|---------------|--------------------|----------|----|-------|---------|
|                |                      | Y       | 118-250-207   | DIS      | 1G  |     |     | T      | 10:00- 10:50A | DODD 221A     |                    | 15       |    |       | 0.0     |
|                |                      | Y       | 118-250-208   | DIS      | 1H  |     |     | T      | 11:00- 11:50A | DODD 221A     |                    | 15       |    |       | 0.0     |
|                |                      | Y       | 118-250-209   | DIS      | 1I  |     |     | T      | 12:00- 12:50P | DODD 221A     |                    | 15       |    |       | 0.0     |
|                |                      | Y       | 118-250-210   | DIS      | 1J  |     |     | T      | 1:00- 1:50P   | DODD 221A     |                    | 15       |    |       | 0.0     |
|                |                      | Y       | 118-250-211   | DIS      | 1K  |     |     | T      | 2:00- 2:50P   | DODD 221A     |                    | 15       |    |       | 0.0     |
|                |                      | Y       | 118-250-212   | DIS      | 1L  |     |     | T      | 3:00- 3:50P   | DODD 275      |                    | 15       |    |       | 0.0     |
|                |                      | Y       | 118-250-213   | DIS      | 1M  |     |     | T      | 4:00- 4:50P   | DODD 275      |                    | 15       |    |       | 0.0     |
|                |                      | Y       | 118-250-214   | DIS      | 1N  |     |     | W      | 1:00- 1:50P   | DODD 221A     |                    | 0        |    |       | 0.0     |
|                |                      | Y       | 118-250-215   | DIS      | 1O  |     |     | W      | 2:00- 2:50P   | DODD 52       |                    | 0        |    |       | 0.0     |
|                |                      | Y       | 118-250-216   | DIS      | 1P  |     |     | W      | 3:00- 3:50P   | DODD 52       |                    | 0        |    |       | 0.0     |
|                |                      | Y       | 118-250-217   | DIS      | 1Q  |     |     | R      | 9:00- 9:50A   | DODD 221A     |                    | 0        |    |       | 0.0     |
|                |                      | Y       | 118-250-218   | DIS      | 1R  |     |     | R      | 10:00- 10:50A | DODD 221A     |                    | 15       |    |       | 0.0     |
| 56A            | ARTS-INDIA&SE ASIA   | Y       | -----   | LEC      | 1   |     |     | TR     | 11:00- 12:15P | DODD 147      | BROWN, R.L.        | 225      | 13 | SO    | 5.0     |
|                |                      | Y       | 118-281-201   | DIS      | 1A  |     |     | T      | 1:00- 1:50P   | DODD 52       |                    | 15       |    |       | 0.0     |
|                |                      | Y       | 118-281-202   | DIS      | 1B  |     |     | T      | 2:00- 2:50P   | DODD 52       |                    | 15       |    |       | 0.0     |
|                |                      | Y       | 118-281-203   | DIS      | 1C  |     |     | T      | 3:00- 3:50P   | DODD 52       |                    | 15       |    |       | 0.0     |
|                |                      | Y       | 118-281-204   | DIS      | 1D  |     |     | T      | 4:00- 4:50P   | DODD 52       |                    | 15       |    |       | 0.0     |
|                |                      | Y       | 118-281-205   | DIS      | 1E  |     |     | W      | 9:00- 9:50A   | DODD 52       |                    | 15       |    |       | 0.0     |
|                |                      | Y       | 118-281-206   | DIS      | 1F  |     |     | W      | 10:00- 10:50A | DODD 52       |                    | 15       |    |       | 0.0     |
|                |                      | Y       | 118-281-207   | DIS      | 1G  |     |     | W      | 11:00- 11:50A | DODD 275      |                    | 15       |    |       | 0.0     |
|                |                      | Y       | 118-281-208   | DIS      | 1H  |     |     | R      | 9:00- 9:50A   | DODD 52       |                    | 15       |    |       | 0.0     |
|                |                      | Y       | 118-281-209   | DIS      | 1I  |     |     | R      | 10:00- 10:50A | DODD 52       |                    | 15       |    |       | 0.0     |
|                |                      | Y       | 118-281-210   | DIS      | 1J  |     |     | F      | 10:00- 10:50A | DODD 52       |                    | 15       |    |       | 0.0     |
|                |                      | Y       | 118-281-211   | DIS      | 1K  |     |     | R      | 1:00- 1:50P   | DODD 52       |                    | 15       |    |       | 0.0     |
|                |                      | Y       | 118-281-212   | DIS      | 1L  |     |     | R      | 2:00- 2:50P   | DODD 52       |                    | 15       |    |       | 0.0     |
|                |                      | Y       | 118-281-213   | DIS      | 1M  |     |     | R      | 3:00- 3:50P   | DODD 52       |                    | 15       |    |       | 0.0     |
|                |                      | Y       | 118-281-214   | DIS      | 1N  |     |     | R      | 4:00- 4:50P   | DODD 52       |                    | 15       |    |       | 0.0     |
|                |                      | Y       | 118-281-215   | DIS      | 1O  |     |     | R      | 5:00- 5:50P   | DODD 52       |                    | 15       |    |       | 0.0     |
|                |                      | Y       | 118-281-216   | DIS      | 1P  |     |     | W      | 12:00- 12:50P | DODD 52       |                    | 0        |    |       | 0.0     |
|                |                      | Y       | 118-281-217   | DIS      | 1Q  |     |     | W      | 1:00- 1:50P   | DODD 52       |                    | 0        |    |       | 0.0     |
|                |                      | Y       | 118-281-218   | DIS      | 1R  |     |     | W      | 2:00- 2:50P   | DODD 221A     |                    | 0        |    |       | 0.0     |
| M101A          | ART&ARCH-ANCT EGYPT  | Y       | 18-306-200L   | LEC      | 1   |     |     | TR     | 2:00- 3:20P   | HAINES A18    | COONEY, K.M.       | 60       | 15 | SO    | 4.0     |
|                |                      |         | SAME AS: AN N EA CM101A   |          |     |     |     |        |               |               |                    |          |    |       |         |
| M102A          | MINOAN ART&ARCHLGY   | Y       | 18-498-200L   | LEC      | 1   |     |     | TR     | 12:30- 1:45P  | DODD 146      | PAPADOPOULOS, J.K. | 0        | 30 | SO    | 4.0     |
|                |                      |         | SAME AS: CLASSIC M153A  |          |     |     |     |        |               |               |                    |          |    |       |         |
|                |                      |         | Art History students interested in enrolling in this class must enroll through Classics M153I. Students will receive credit toward their major or minor requirements. |          |     |     |     |        |               |               |                    |          |    |       |         |
| M102I          | GRECO-ROMAN ARCHTCTY | Y       | 18-500-200L   | LEC      | 1   |     |     | TR     | 9:30- 10:45A  | ROLFE 3106    | MORRIS, S.P.       | 10       | 12 | SO    | 4.0     |
|                |                      |         | RESTRIC: INSTRUCTOR CONSENT   |          |     |     |     |        |               |               |                    |          |    |       |         |
| M102K          | GRECO-ROMAN PAINTNGY | Y       | 18-502-200L   | LEC      | 1   |     |     | UNSCHE |               |               | PAPADOPOULOS, J.K. | 0        | 30 | SO    | 4.0     |
| C103A          | MUSEUM STUDIES       | Y       | 18-318-200L   | LEC      | 1   |     |     | TR     | 11:00- 12:15P | DODD 161      | MATHUR, S.         | 100      | 30 | SO    | 4.0     |
| 110A           | EUROP ART-19TH CENT  | Y       | 18-542-200L   | LEC      | 1   |     |     | MW     | 12:30- 1:45P  | DODD 161      | LEWIS, R.A.        | 100      | 05 | SO    | 4.0     |
|                |                      |         | RESTRIC: ART HIST, HIST/ART HIST MAJORS   |          |     |     |     |        |               |               |                    |          |    |       |         |
| CM112D         | AFRICAN AMERICN ART  | Y       | 18-551-200L   | LEC      | 1   |     |     | TR     | 9:30- 10:45A  | DODD 121      | NELSON, S.D.       | 60       | 30 | SO    | 4.0     |
|                |                      |         | SAME AS: AFRO-AM CM112D   |          |     |     |     |        |               |               |                    |          |    |       |         |
|                |                      |         | RESTRIC: ART HIST, HIST/ART HIST MAJORS   |          |     |     |     |        |               |               |                    |          |    |       |         |
| 114C           | JAPANESE ART         | Y       | 18-564-200L   | LEC      | 1   |     |     | TR     | 9:30- 10:45A  | DODD 161      | MCCALLUM, D.F.     | 80       | 30 | SO    | 4.0     |
|                |                      |         | RESTRIC: ART HIST, HIST/ART HIST MAJORS   |          |     |     |     |        |               |               |                    |          |    |       |         |
| 114E           | ARTS OF KOREA        | Y       | 18-566-200L   | LEC      | 1   |     |     | MW     | 11:00- 12:15P | DODD 161      | JUNGMANN, B.       | 60       | 30 | SO    | 4.0     |
|                |                      |         | RESTRIC: ART HIST, HIST/ART HIST MAJORS   |          |     |     |     |        |               |               |                    |          |    |       |         |
| C115D          | CHINA-NEOLTH-210 BC  | Y       | 18-574-200L   | LEC      | 1   |     |     | TBA    |               |               | VON FALKENHAUSEN,  | 0        | 30 | SO    | 4.0     |
|                |                      |         | RESTRIC: ART HIST, HIST/ART HIST MAJORS   |          |     |     |     |        |               |               |                    |          |    |       |         |
| C117B          | PRE-COLUMB ART-MAYA  | Y       | 18-584-200L   | LEC      | 1   |     |     | TR     | 2:00- 3:15P   | PUB AFF 221A  | KLEIN, C.F.        | 60       | 30 | SO    | 4.0     |
|                |                      |         | RESTRIC: ART HIST, HIST/ART HIST MAJORS   |          |     |     |     |        |               |               |                    |          |    |       |         |
| 118D           | ARTS-NATIVE NO AMER  | Y       | 18-591-200L   | LEC      | 1   |     |     | TR     | 11:00- 12:15P | DODD 121      | PEARLSTONE, Z.     | 80       | 30 | SO    | 4.0     |
|                |                      |         | RESTRIC: ART HIST, HIST/ART HIST MAJORS   |          |     |     |     |        |               |               |                    |          |    |       |         |
| 127            | UNDERGRAD SEMINAR    | Y       | 18-635-200L   | SEM      | 1   |     |     | M      | 12:00- 2:50P  | DODD 275      | BLACK, C.V.        | 6        | 30 | SO    | 4.0     |
|                |                      |         | RESTRIC: INSTRUCTOR CONSENT   |          |     |     |     |        |               |               |                    |          |    |       |         |
|                |                      |         | Art History 127, seminar 1:   |          |     |     |     |        |               |               |                    |          |    |       |         |
| C149A          | DADA 1915-1923       | Y       | -----   | LEC      | 1   |     |     | TR     | 2:00- 3:15P   | DODD 121      | BAKER, G.T.        | 90       | 30 | SO    | 4.0     |
|                |                      |         | RESTRIC: ART HIST, HIST/ART HIST MAJORS   |          |     |     |     |        |               |               |                    |          |    |       |         |
| 200            | THEORIES&METHODLGSY  | Y       | 18-001-200L   | SEM      | 1   |     |     | R      | 2:00- 4:50P   | DODD 275      | DOWNEY, S.B.       | 10       | 30 | SO    | 4.0     |
|                |                      |         | RESTRIC: ART HISTORY GRADUATE STUDENTS  |          |     |     |     |        |               |               |                    |          |    |       |         |
| 202            | TOPICS-THEORY&CRIT   | Y       | 18-017-200L   | SEM      | 1   |     |     | W      | 4:00- 5:50P   | DODD 275      | BAKER, G.T.        | 10       | 30 | SO    | 4.0     |
|                |                      |         | RESTRIC: ART HISTORY GRADUATE STUDENTS  |          |     |     |     |        |               |               |                    |          |    |       |         |
| C203A          | MUSEUM STUDIES       | Y       | 18-025-200L   | LEC      | 1   |     |     | TR     | 11:00- 12:15P | DODD 161      | MATHUR, S.         | 6        | 30 | SO    | 4.0     |
|                |                      |         | RESTRIC: INSTRUCTOR CONSENT   |          |     |     |     |        |               |               |                    |          |    |       |         |
| M204A          | DGTL IMAGNG&DCMNTNY  | Y       | -----   | SEM      | 1   |     |     | R      | 10:00- 11:50A | FOWLER        | KAKOULLI, I.       | 10       | 30 | LG    | 4.0     |
|                |                      |         | SAME AS: CAEM M215  |          |     |     |     |        |               |               |                    |          |    |       |         |
|                |                      |         | RESTRIC: GRADUATE STUDENTS  |          |     |     |     |        |               |               |                    |          |    |       |         |
|                |                      | Y       | 18-031-201L   | LAB      | 1A  |     |     | R      | 1:00- 3:50P   | FOWLER        | KAKOULLI, I.       | 10       |    |       | 0.0     |
|                |                      |         | RESTRIC: GRADUATE STUDENTS  |          |     |     |     |        |               |               |                    |          |    |       |         |
| CM212D         | AFRICAN AMERICN ART  | Y       | 18-100-200L   | LEC      | 1   |     |     | TR     | 9:30- 10:45A  | DODD 121      | NELSON, S.D.       | 10       | 30 | SO    | 4.0     |
|                |                      |         | SAME AS: AFRO-AM CM212D   |          |     |     |     |        |               |               |                    |          |    |       |         |
|                |                      |         | RESTRIC: GRADUATE STUDENTS  |          |     |     |     |        |               |               |                    |          |    |       |         |
| C218B          | PRE-COLUMB ART-MAYA  | Y       | 18-148-200L   | LEC      | 1   |     |     | TR     | 2:00- 3:15P   | PUB AFF 221A  | KLEIN, C.F.        | 10       | 30 | SO    | 4.0     |
|                |                      |         | RESTRIC: GRADUATE STUDENTS  |          |     |     |     |        |               |               |                    |          |    |       |         |
| M241A          | SEM-MODERN EUROPEANY | Y       | 18-328-200L   | SEM      | 1   |     |     | M      | 3:00- 5:50P   | BUNCHE 2173   | SUBRAHMANYAM, S.   | 5        | 30 |       | 4.0     |
|                |                      |         | SAME AS: HIST M230A   |          |     |     |     |        |               |               |                    |          |    |       |         |
|                |                      |         | RESTRIC: GRADUATE STUDENTS  |          |     |     |     |        |               |               |                    |          |    |       |         |
| 243            | TOPICS-KOREAN ART    | Y       | 18-346-200L   | LEC      | 1   |     |     | M      | 3:00- 4:50P   | DODD 221A     | JUNGMANN, B.       | 10       | 30 | SO    | 4.0     |
|                |                      |         | RESTRIC: INSTRUCTOR CONSENT   |          |     |     |     |        |               |               |                    |          |    |       |         |
| C249A          | DADA 1915-1923       | Y       | -----   | LEC      | 1   |     |     | TR     | 2:00- 3:15P   | DODD 121      | BAKER, G.T.        | 5        | 30 | SO    | 4.0     |
|                |                      |         | RESTRIC: GRADUATE STUDENTS  |          |     |     |     |        |               |               |                    |          |    |       |         |
| 251            | CONTEMPORARY ART     | Y       | 18-408-200L   | SEM      | 1   |     |     | M      | 12:00- 2:50P  | DODD 275      | BLACK, C.V.        | 5        | 30 | SO    | 4.0     |
|                |                      |         | RESTRIC: INSTRUCTOR CONSENT   |          |     |     |     |        |               |               |                    |          |    |       |         |
| C261A          | CHINA-NEOLTH-210 BC  | Y       | 18-492-200L   | LEC      | 1   |     |     | TBA    |               |               | VON FALKENHAUSEN,  | 10       | 30 | SO    | 4.0     |
|                |                      |         | RESTRIC: GRADUATE STUDENTS  |          |     |     |     |        |               |               |                    |          |    |       |         |
| 495            | TEACHNG ART HISTORY  | Y       | 18-790-200L   | SEM      | 1   |     |     | UNSCHE |               |               | NELSON, S.D.       | 10       | 30 | SU    | 1.0-4.0 |
|                |                      |         | RESTRIC: ART HISTORY GRADUATE STUDENTS  |          |     |     |     |        |               |               |                    |          |    |       |         |

| CATALOG NUMBER | COURSE TITLE | ENF REQ | CLC ID | CLS NUMB | TYP | SEC | FEE | DAYS | TIME | BUILDING/ROOM | INSTRUCTOR | ENRL CAP | XC | GD TP | UNITS |
|----------------|--------------|---------|--------|----------|-----|-----|-----|------|------|---------------|------------|----------|----|-------|-------|
|----------------|--------------|---------|--------|----------|-----|-----|-----|------|------|---------------|------------|----------|----|-------|-------|

**ARTS AND ARCHITECTURE**

|     |                 |   |             |     |    |  |  |     |               |            |              |     |    |    |     |
|-----|-----------------|---|-------------|-----|----|--|--|-----|---------------|------------|--------------|-----|----|----|-----|
| 10  | ARTS ENCOUNTERS | N | -----       | LEC | 1  |  |  | TBA |               |            | WINTER, R.S. | 525 | 20 | SO | 5.0 |
|     |                 | N | 122-030-201 | DIS | 1A |  |  | F   | 8:00- 8:50A   | SMB 1420   |              | 35  |    |    | 0.0 |
|     |                 | N | 122-030-202 | DIS | 1B |  |  | F   | 9:00- 9:50A   | SMB 1420   |              | 35  |    |    | 0.0 |
|     |                 | N | 122-030-203 | DIS | 1C |  |  | F   | 10:00- 10:50A | SMB        |              | 35  |    |    | 0.0 |
|     |                 | N | 122-030-204 | DIS | 1D |  |  | F   | 11:00- 11:50A | SMB        |              | 35  |    |    | 0.0 |
|     |                 | N | 122-030-205 | DIS | 1E |  |  | F   | 2:00- 2:50P   | SMB 1420   |              | 35  |    |    | 0.0 |
|     |                 | N | 122-030-206 | DIS | 1F |  |  | F   | 3:00- 3:50P   | SMB 1420   |              | 35  |    |    | 0.0 |
|     |                 | N | 122-030-207 | DIS | 1G |  |  | F   | 4:00- 4:50P   | SMB 1420   |              | 35  |    |    | 0.0 |
|     |                 | N | 122-030-208 | DIS | 1H |  |  | F   | 8:00- 8:50A   | SMB 1440   |              | 35  |    |    | 0.0 |
|     |                 | N | 122-030-209 | DIS | 1I |  |  | F   | 9:00- 9:50A   | SMB 1440   |              | 35  |    |    | 0.0 |
|     |                 | N | 122-030-210 | DIS | 1J |  |  | F   | 10:00- 10:50A | SMB 1440   |              | 35  |    |    | 0.0 |
|     |                 | N | 122-030-211 | DIS | 1K |  |  | F   | 11:00- 11:50A | SMB 1440   |              | 35  |    |    | 0.0 |
|     |                 | N | 122-030-212 | DIS | 1L |  |  | F   | 12:00- 12:50P | SMB 1440   |              | 35  |    |    | 0.0 |
|     |                 | N | 122-030-213 | DIS | 1M |  |  | F   | 1:00- 1:50P   | SMB 1440   |              | 35  |    |    | 0.0 |
|     |                 | N | 122-030-214 | DIS | 1N |  |  | F   | 2:00- 2:50P   | SMB 1440   |              | 35  |    |    | 0.0 |
|     |                 | N | 122-030-215 | DIS | 1O |  |  | F   | 3:00- 3:50P   | SMB 1440   |              | 35  |    |    | 0.0 |
| 102 | ARTS EDUCATION  | N | 22-313-200L | SEM | 1  |  |  | R   | 6:00- 8:50P   | BROAD 2101 | DRUCKER, B.  | 20  | 30 | SO | 4.0 |

**ASIAN AMERICAN STUDIES**

A per-unit Instructional Enhancement Fee is assessed on most L&S undergraduate nontutorial classes. See the Miscellaneous Fee Chart at <http://www.registrar.ucla.edu/fees/> for fee amounts.

|      |                       |   |             |     |    |  |  |    |               |               |                |     |    |    |     |
|------|-----------------------|---|-------------|-----|----|--|--|----|---------------|---------------|----------------|-----|----|----|-----|
| 30   | ASIAN AM LIT&CULTUR   | Y | -----       | LEC | 1  |  |  | TR | 9:30- 10:45A  | HUMANTS A51   | BASCARA, V.    | 225 | 12 | SO | 5.0 |
|      |                       | Y | 121-090-201 | DIS | 1A |  |  | T  | 8:00- 8:50A   | HAINES A24    |                | 25  |    |    | 0.0 |
|      |                       | Y | 121-090-202 | DIS | 1B |  |  | T  | 3:00- 3:50P   | PUB AFF 1337  |                | 25  |    |    | 0.0 |
|      |                       | Y | 121-090-203 | DIS | 1C |  |  | T  | 4:00- 4:50P   | HAINES A24    |                | 25  |    |    | 0.0 |
|      |                       | Y | 121-090-204 | DIS | 1D |  |  | R  | 8:00- 8:50A   | HAINES A24    |                | 25  |    |    | 0.0 |
|      |                       | Y | 121-090-205 | DIS | 1E |  |  | R  | 12:00- 12:50P | ROYCE 152     |                | 25  |    |    | 0.0 |
|      |                       | Y | 121-090-206 | DIS | 1F |  |  | R  | 4:00- 4:50P   | ROYCE 162     |                | 25  |    |    | 0.0 |
|      |                       | Y | 121-090-207 | DIS | 1G |  |  | F  | 8:00- 8:50A   | HAINES A24    |                | 25  |    |    | 0.0 |
|      |                       | Y | 121-090-208 | DIS | 1H |  |  | F  | 11:00- 11:50A | PUB AFF 2284  |                | 25  |    |    | 0.0 |
|      |                       | Y | 121-090-209 | DIS | 1I |  |  | F  | 12:00- 12:50P | HAINES A82    |                | 25  |    |    | 0.0 |
| 50   | ASIAN AMERICN WOMEN   | Y | -----       | LEC | 1  |  |  | TR | 3:30- 4:45P   | DODD 121      | HONG, K.       | 150 | 30 | SO | 5.0 |
|      |                       | Y | 121-150-201 | DIS | 1A |  |  | T  | 1:00- 1:50P   | BUNCHE 2168   |                | 25  |    |    | 0.0 |
|      |                       | Y | 121-150-202 | DIS | 1B |  |  | T  | 2:00- 2:50P   | PUB AFF 2319  |                | 25  |    |    | 0.0 |
|      |                       | Y | 121-150-203 | DIS | 1C |  |  | T  | 5:00- 5:50P   | HAINES A24    |                | 25  |    |    | 0.0 |
|      |                       | Y | 121-150-204 | DIS | 1D |  |  | R  | 10:00- 10:50A | BUNCHE 3164   |                | 25  |    |    | 0.0 |
|      |                       | Y | 121-150-205 | DIS | 1E |  |  | R  | 1:00- 1:50P   | PUB AFF 2319  |                | 25  |    |    | 0.0 |
|      |                       | Y | 121-150-206 | DIS | 1F |  |  | R  | 5:00- 5:50P   | HAINES A24    |                | 25  |    |    | 0.0 |
| 103  | SOC SCI RSRCH MTHDS   | Y | 21-671-200L | LEC | 1  |  |  | W  | 9:00- 11:50A  | BUNCHE A152   | ZHOU, M.       | 15  | 30 | SO | 4.0 |
| 111  | ASIAN AMERICANS&WARY  | Y | 21-366-200L | LEC | 1  |  |  | TR | 12:30- 1:45P  | HAINES A25    | BASCARA, V.    | 60  | 14 | SO | 4.0 |
| 112C | CREATIVE WRITING      | Y | 21-373-200L | SEM | 1  |  |  | T  | 2:00- 4:50P   | ROLFE 3114    | LOUIE, D.W.    | 15  | 30 | SO | 4.0 |
| 113  | ASIAN AMERICANS&LAWY  | Y | 21-696-200L | LEC | 1  |  |  | W  | 3:30- 6:20P   | HAINES 118    | KWOH, S.       | 100 | 30 | SO | 4.0 |
| 122A | EMPR&RSSTNC-PCFC IS Y | Y | 21-432-200L | LEC | 1  |  |  | TR | 11:00- 12:15P | WG YOUNG 4216 | CAMACHO, K.L.  | 60  | 13 | SO | 4.0 |
| 134  | VIETNMS AMRC EXPRNC   | Y | 21-504-200L | LEC | 1  |  |  | MW | 5:00- 6:50P   | HAINES A25    | NGUYEN-VO, T.  | 60  | 09 | SO | 4.0 |
| 142A | COMMUNITY MEDIA       | Y | 21-552-200L | SEM | 1  |  |  | M  | 2:00- 4:50P   | POWELL 320B   | NAKAMURA, R.A. | 20  | 30 | SO | 4.0 |
| 170  | TRNSNTL PRSPCTVS-AA   | Y | 21-719-200L | LEC | 1  |  |  | MW | 1:00- 2:50P   | PUB AFF 2214  | MIYAKE, L.R.   | 60  | 06 | SO | 4.0 |
|      |                       |   |             |     |    |  |  |    |               |               |                |     |    |    |     |
| 172C | TRANSNTNL BOLLYWOODY  | Y | 21-733-200L | LEC | 1  |  |  | M  | 8:00- 10:50A  | BROAD 2160E   | MANKEKAR, P.   | 60  | 30 | SO | 4.0 |
| 187A | RESEARCH METHODS      | Y | 21-734-200L | LEC | 1  |  |  | MW | 11:00- 12:50P | BROAD 2100A   | THE STAFF      | 75  | 30 | SO | 4.0 |
| 187B | ASIAN AM THEMES       | Y | 21-735-200L | LEC | 1  |  |  | TR | 12:30- 1:45P  | DODD 161      | THE STAFF      | 75  | 30 | SO | 4.0 |
| 187C | ASIAN AM POP&COMTY    | Y | 21-736-200L | LEC | 1  |  |  | TR | 2:00- 3:15P   | PUB AFF 1222  | THE STAFF      | 75  | 30 | SO | 4.0 |
| 187D | RACE&ETH&GNDR&SXLTY   | Y | 21-737-200L | LEC | 1  |  |  | TR | 8:00- 9:15A   | BROAD 2100A   | THE STAFF      | 75  | 30 | SO | 4.0 |
|      |                       | Y | 21-737-201L | LEC | 2  |  |  | R  | 11:00- 1:50P  | WG YOUNG CS76 | MANKEKAR, P.   | 60  | 30 | SO | 4.0 |
| 200A | CRTCL ISSUS ASIA-AM   | Y | 21-010-200L | SEM | 1  |  |  | T  | 2:00- 4:50P   | HUMANTS A30   | CAMACHO, K.L.  | 10  | 30 | SO | 4.0 |
|      |                       |   |             |     |    |  |  |    |               |               |                |     |    |    |     |

**ASIAN LANGUAGES AND CULTURES**

**Asian**

A per-unit Instructional Enhancement Fee is assessed on most L&S undergraduate nontutorial classes. See the Miscellaneous Fee Chart at <http://www.registrar.ucla.edu/fees/> for fee amounts. ENROLLMENT RESTRICTIONS: Upper division courses are limited to departmental majors during the priority and first enrollment passes. Departmental majors and minors in East Asian Studies majors and Linguistic and Asian Languages and Cultures majors may enroll during the second pass. All other students may enroll two weeks after the second pass begins. ENROLLMENT RESTRICTIONS: Upper division courses are limited to departmental majors during the priority and first enrollment passes.

|      |                      |   |             |     |    |  |  |   |               |             |                |    |    |    |         |
|------|----------------------|---|-------------|-----|----|--|--|---|---------------|-------------|----------------|----|----|----|---------|
| 60W  | INTRO TO BUDDHISM    | Y | -----       | LEC | 1  |  |  | MWF   | 11:00- 11:50A | ROYCE 164   | THE STAFF      | 50 | 04 | LG | 5.0     |
|      |                      | Y | 257-181-201 | DIS | 1A |  |  | T   | 10:00- 10:50A | BUNCHE 3211 |                | 25 |    |    | 0.0     |
|      |                      | Y | 257-181-202 | DIS | 1B |  |  | F   | 10:00- 10:50A | ROYCE 154   |                | 25 |    |    | 0.0     |
| 198A | HONORS RESEARCH      | Y | 57-881-201L | TUT | 1  |  |  | VAR   |               |             | IWASAKI, S.    | 0  | 30 | LG | 4.0     |
| 201  | APPROACH-BUDHSTYD    | Y | 57-003-200L | SEM | 1  |  |  | T   | 2:00- 4:50P   | BUNCHE 1265 | BODIFORD, W.M. | 10 | 30 | SO | 4.0     |
| 210  | CULTRL&COMPRTV STDSY | Y | 57-050-200L | SEM | 1  |  |  | M   | 2:00- 4:50P   | ROYCE 166   | LEE, N.        | 20 | 30 | SO | 4.0     |
| 299  | INDEPENDENT STUDY    | Y | 57-495-201L | TUT | 1  |  |  | UNSCHE <td></td> <td></td> <td>BODIFORD, W.M.</td> <td>10</td> <td>30</td> <td>SO</td> <td>2.0-6.0</td> |               |             | BODIFORD, W.M. | 10 | 30 | SO | 2.0-6.0 |
|      |                      | Y | 57-495-202L | TUT | 2  |  |  | UNSCHE <td></td> <td></td> <td>BUSWELL, R.E.</td> <td>10</td> <td>30</td> <td>SO</td> <td>2.0-6.0</td>  |               |             | BUSWELL, R.E.  | 10 | 30 | SO | 2.0-6.0 |
|      |                      | Y | 57-495-203L | TUT | 3  |  |  | UNSCHE <td></td> <td></td> <td>CHEN, J.W.</td> <td>10</td> <td>30</td> <td>SO</td> <td>2.0-6.0</td>     |               |             | CHEN, J.W.     | 10 | 30 | SO | 2.0-6.0 |
|      |                      | Y | 57-495-204L | TUT | 4  |  |  | UNSCHE <td></td> <td></td> <td>CHI, R.Y.</td> <td>10</td> <td>30</td> <td>SO</td> <td>2.0-6.0</td>      |               |             | CHI, R.Y.      | 10 | 30 | SO | 2.0-6.0 |
|      |                      | Y | 57-495-205L | TUT | 5  |  |  | UNSCHE <td></td> <td></td> <td>CHOU, H.H.</td> <td>10</td> <td>30</td> <td>SO</td> <td>2.0-6.0</td>     |               |             | CHOU, H.H.     | 10 | 30 | SO | 2.0-6.0 |
|      |                      | Y | 57-495-206L | TUT | 6  |  |  | UNSCHE <td></td> <td></td> <td>DUNCAN, J.</td> <td>10</td> <td>30</td> <td>SO</td> <td>2.0-6.0</td>     |               |             | DUNCAN, J.     | 10 | 30 | SO | 2.0-6.0 |
|      |                      | Y | 57-495-207L | TUT | 7  |  |  | UNSCHE <td></td> <td></td> <td>DUTHIE, T.</td> <td>10</td> <td>30</td> <td>SO</td> <td>2.0-6.0</td>     |               |             | DUTHIE, T.     | 10 | 30 | SO | 2.0-6.0 |
|      |                      | Y | 57-495-208L | TUT | 8  |  |  | UNSCHE <td></td> <td></td> <td>DUTTON, G.E.</td> <td>10</td> <td>30</td> <td>SO</td> <td>2.0-6.0</td>   |               |             | DUTTON, G.E.   | 10 | 30 | SO | 2.0-6.0 |
|      |                      | Y | 57-495-209L | TUT | 9  |  |  | UNSCHE <td></td> <td></td> <td>HELLER, N.L.</td> <td>10</td> <td>30</td> <td>SO</td> <td>2.0-6.0</td>   |               |             | HELLER, N.L.   | 10 | 30 | SO | 2.0-6.0 |
|      |                      | Y | 57-495-210L | TUT | 10 |  |  | UNSCHE <td></td> <td></td> <td>HUTERS, T.D.</td> <td>10</td> <td>30</td> <td>SO</td> <td>2.0-6.0</td>   |               |             | HUTERS, T.D.   | 10 | 30 | SO | 2.0-6.0 |
|      |                      | Y | 57-495-211L | TUT | 11 |  |  | TR  | 12:30- 1:45P  | ROLFE 3123  | IWASAKI, S.    | 10 | 30 | SO | 2.0-6.0 |
|      |                      | Y | 57-495-212L | TUT | 12 |  |  | UNSCHE <td></td> <td></td> <td>LEE, N.</td> <td>10</td> <td>30</td> <td>SO</td> <td>2.0-6.0</td>        |               |             | LEE, N.        | 10 | 30 | SO | 2.0-6.0 |
|      |                      | Y | 57-495-213L | TUT | 13 |  |  | UNSCHE <td></td> <td></td> <td>LEE, P.H.</td> <td>10</td> <td>30</td> <td>SO</td> <td>2.0-6.0</td>      |               |             | LEE, P.H.      | 10 | 30 | SO | 2.0-6.0 |
|      |                      | Y | 57-495-214L | TUT | 14 |  |  | UNSCHE <td></td> <td></td> <td>LI, M.</td> <td>10</td> <td>30</td> <td>SO</td> <td>2.0-6.0</td>         |               |             | LI, M.         | 10 | 30 | SO | 2.0-6.0 |
|      |                      | Y | 57-495-215L | TUT | 15 |  |  | UNSCHE <td></td> <td></td> <td>LIPPIT, S.M.</td> <td>10</td> <td>30</td> <td>SO</td> <td>2.0-6.0</td>   |               |             | LIPPIT, S.M.   | 10 | 30 | SO | 2.0-6.0 |
|      |                      | Y | 57-495-216L | TUT | 16 |  |  | UNSCHE <td></td> <td></td> <td>MARRA, M.F.</td> <td>10</td> <td>30</td> <td>SO</td> <td>2.0-6.0</td>    |               |             | MARRA, M.F.    | 10 | 30 | SO | 2.0-6.0 |
|      |                      | Y | 57-495-217L | TUT | 17 |  |  | UNSCHE <td></td> <td></td> <td>NGUYEN-VO, T.</td> <td>10</td> <td>30</td> <td>SO</td> <td>2.0-6.0</td>  |               |             | NGUYEN-VO, T.  | 10 | 30 | SO | 2.0-6.0 |
|      |                      | Y | 57-495-218L | TUT | 18 |  |  | UNSCHE <td></td> <td></td> <td>OAK, S.</td> <td>10</td> <td>30</td> <td>SO</td> <td>2.0-6.0</td>        |               |             | OAK, S.        | 10 | 30 | SO | 2.0-6.0 |
|      |                      | Y | 57-495-219L | TUT | 19 |  |  | UNSCHE <td></td> <td></td> <td>SCHABERG, D.C.</td> <td>10</td> <td>30</td> <td>SO</td> <td>2.0-6.0</td> |               |             | SCHABERG, D.C. | 10 | 30 | SO | 2.0-6.0 |







| CATALOG NUMBER | COURSE TITLE        | ENF REQ | INSTR | ENHANCEMENT | FEE | ASSESSED | ON | MOST | L&S | UNDERGRADUATE | NONTUTORIAL | CLASSES | SEE | MISCELLANEOUS | FEE | CHART | AT | HTTP://WWW.REGISTRAR.UCLA.EDU/FEES/ | FOR | FEE | AMOUNTS | REQUIRED | SE | HTTP://WWW.ALC.UCLA.EDU |
|----------------|---------------------|---------|-------|-------------|-----|----------|----|------|-----|---------------|-------------|---------|-----|---------------|-----|-------|----|-------------------------------------|-----|-----|---------|----------|----|-------------------------|
|                |                     |         |       |             |     |          |    |      |     |               |             |         |     |               |     |       |    |                                     |     |     |         |          |    |                         |
| 1              | INTRO VIETNAMESE    | Y       |       |             |     |          |    |      |     |               |             |         |     |               |     |       |    |                                     |     |     |         |          |    |                         |
|                |                     | Y       |       |             |     |          |    |      |     |               |             |         |     |               |     |       |    |                                     |     |     |         |          |    |                         |
| 4              | INTERMDT VIETNAMESE | Y       |       |             |     |          |    |      |     |               |             |         |     |               |     |       |    |                                     |     |     |         |          |    |                         |
| 100A           | ADVANCED VIETNAMESE | Y       |       |             |     |          |    |      |     |               |             |         |     |               |     |       |    |                                     |     |     |         |          |    |                         |
| 180A           | VIETNAM UNTIL 1858  | Y       |       |             |     |          |    |      |     |               |             |         |     |               |     |       |    |                                     |     |     |         |          |    |                         |

## ATMOSPHERIC AND OCEANIC SCIENCES

| CATALOG NUMBER | COURSE TITLE          | ENF REQ | INSTR | ENHANCEMENT | FEE | ASSESSED | ON | MOST | L&S | UNDERGRADUATE | NONTUTORIAL | CLASSES | SEE | MISCELLANEOUS | FEE | CHART | AT | HTTP://WWW.REGISTRAR.UCLA.EDU/FEES/ | FOR | FEE | AMOUNTS | REQUIRED | SE | HTTP://WWW.ALC.UCLA.EDU |
|----------------|-----------------------|---------|-------|-------------|-----|----------|----|------|-----|---------------|-------------|---------|-----|---------------|-----|-------|----|-------------------------------------|-----|-----|---------|----------|----|-------------------------|
| 1              | CLIMATE CHANGE        | Y       |       |             |     |          |    |      |     |               |             |         |     |               |     |       |    |                                     |     |     |         |          |    |                         |
|                |                       | Y       |       |             |     |          |    |      |     |               |             |         |     |               |     |       |    |                                     |     |     |         |          |    |                         |
|                |                       | Y       |       |             |     |          |    |      |     |               |             |         |     |               |     |       |    |                                     |     |     |         |          |    |                         |
|                |                       | Y       |       |             |     |          |    |      |     |               |             |         |     |               |     |       |    |                                     |     |     |         |          |    |                         |
|                |                       | Y       |       |             |     |          |    |      |     |               |             |         |     |               |     |       |    |                                     |     |     |         |          |    |                         |
|                |                       | Y       |       |             |     |          |    |      |     |               |             |         |     |               |     |       |    |                                     |     |     |         |          |    |                         |
|                |                       | Y       |       |             |     |          |    |      |     |               |             |         |     |               |     |       |    |                                     |     |     |         |          |    |                         |
| 1L             | CLIMATE CHANGE LAB    | Y       |       |             |     |          |    |      |     |               |             |         |     |               |     |       |    |                                     |     |     |         |          |    |                         |
| 2              | AIR POLLUTION         | Y       |       |             |     |          |    |      |     |               |             |         |     |               |     |       |    |                                     |     |     |         |          |    |                         |
|                |                       | Y       |       |             |     |          |    |      |     |               |             |         |     |               |     |       |    |                                     |     |     |         |          |    |                         |
|                |                       | Y       |       |             |     |          |    |      |     |               |             |         |     |               |     |       |    |                                     |     |     |         |          |    |                         |
|                |                       | Y       |       |             |     |          |    |      |     |               |             |         |     |               |     |       |    |                                     |     |     |         |          |    |                         |
|                |                       | Y       |       |             |     |          |    |      |     |               |             |         |     |               |     |       |    |                                     |     |     |         |          |    |                         |
|                |                       | Y       |       |             |     |          |    |      |     |               |             |         |     |               |     |       |    |                                     |     |     |         |          |    |                         |
|                |                       | Y       |       |             |     |          |    |      |     |               |             |         |     |               |     |       |    |                                     |     |     |         |          |    |                         |
| 2L             | AIR POLLUTION LAB     | Y       |       |             |     |          |    |      |     |               |             |         |     |               |     |       |    |                                     |     |     |         |          |    |                         |
| 3              | INTR-ATMOS ENVIRNMT   | Y       |       |             |     |          |    |      |     |               |             |         |     |               |     |       |    |                                     |     |     |         |          |    |                         |
|                |                       | Y       |       |             |     |          |    |      |     |               |             |         |     |               |     |       |    |                                     |     |     |         |          |    |                         |
|                |                       | Y       |       |             |     |          |    |      |     |               |             |         |     |               |     |       |    |                                     |     |     |         |          |    |                         |
|                |                       | Y       |       |             |     |          |    |      |     |               |             |         |     |               |     |       |    |                                     |     |     |         |          |    |                         |
|                |                       | Y       |       |             |     |          |    |      |     |               |             |         |     |               |     |       |    |                                     |     |     |         |          |    |                         |
|                |                       | Y       |       |             |     |          |    |      |     |               |             |         |     |               |     |       |    |                                     |     |     |         |          |    |                         |
|                |                       | Y       |       |             |     |          |    |      |     |               |             |         |     |               |     |       |    |                                     |     |     |         |          |    |                         |
|                |                       | Y       |       |             |     |          |    |      |     |               |             |         |     |               |     |       |    |                                     |     |     |         |          |    |                         |
| 3L             | INTR-ATMOS ENVR LAB   | Y       |       |             |     |          |    |      |     |               |             |         |     |               |     |       |    |                                     |     |     |         |          |    |                         |
| M10            | INTRO-ENVRNMTL SCI    | Y       |       |             |     |          |    |      |     |               |             |         |     |               |     |       |    |                                     |     |     |         |          |    |                         |
|                |                       | Y       |       |             |     |          |    |      |     |               |             |         |     |               |     |       |    |                                     |     |     |         |          |    |                         |
|                |                       | Y       |       |             |     |          |    |      |     |               |             |         |     |               |     |       |    |                                     |     |     |         |          |    |                         |
|                |                       | Y       |       |             |     |          |    |      |     |               |             |         |     |               |     |       |    |                                     |     |     |         |          |    |                         |
|                |                       | Y       |       |             |     |          |    |      |     |               |             |         |     |               |     |       |    |                                     |     |     |         |          |    |                         |
| 19             | FIAT LUX FRSHMN SEM   | Y       |       |             |     |          |    |      |     |               |             |         |     |               |     |       |    |                                     |     |     |         |          |    |                         |
|                |                       | Y       |       |             |     |          |    |      |     |               |             |         |     |               |     |       |    |                                     |     |     |         |          |    |                         |
| 104            | AIR&WATER POLLUTION   | Y       |       |             |     |          |    |      |     |               |             |         |     |               |     |       |    |                                     |     |     |         |          |    |                         |
|                |                       | Y       |       |             |     |          |    |      |     |               |             |         |     |               |     |       |    |                                     |     |     |         |          |    |                         |
|                |                       | Y       |       |             |     |          |    |      |     |               |             |         |     |               |     |       |    |                                     |     |     |         |          |    |                         |
|                |                       | Y       |       |             |     |          |    |      |     |               |             |         |     |               |     |       |    |                                     |     |     |         |          |    |                         |
| M105           | INTRO-CHEM OCEANOLOGY | Y       |       |             |     |          |    |      |     |               |             |         |     |               |     |       |    |                                     |     |     |         |          |    |                         |
| M106           | APPLIED CLIMATOLOGY   | Y       |       |             |     |          |    |      |     |               |             |         |     |               |     |       |    |                                     |     |     |         |          |    |                         |
|                |                       | Y       |       |             |     |          |    |      |     |               |             |         |     |               |     |       |    |                                     |     |     |         |          |    |                         |
| M120           | INTRO-FLUID DYNAMCS   | Y       |       |             |     |          |    |      |     |               |             |         |     |               |     |       |    |                                     |     |     |         |          |    |                         |
| 186            | OPRATNL METEOROLOGY   | Y       |       |             |     |          |    |      |     |               |             |         |     |               |     |       |    |                                     |     |     |         |          |    |                         |
| 200A           | ATMOS&OCEANIC FLUID   | Y       |       |             |     |          |    |      |     |               |             |         |     |               |     |       |    |                                     |     |     |         |          |    |                         |
|                |                       | Y       |       |             |     |          |    |      |     |               |             |         |     |               |     |       |    |                                     |     |     |         |          |    |                         |
| 200B           | INTRO-DYN-EARTH SYS   | Y       |       |             |     |          |    |      |     |               |             |         |     |               |     |       |    |                                     |     |     |         |          |    |                         |
| M203A          | INTRO-ATMSPHRIC CHEM  | Y       |       |             |     |          |    |      |     |               |             |         |     |               |     |       |    |                                     |     |     |         |          |    |                         |
| M206           | BIOPHYSICAL MODELNG   | Y       |       |             |     |          |    |      |     |               |             |         |     |               |     |       |    |                                     |     |     |         |          |    |                         |
| 211            | WV DYNMCS&TELECNCNTY  | Y       |       |             |     |          |    |      |     |               |             |         |     |               |     |       |    |                                     |     |     |         |          |    |                         |
| 230A           | ATMOSPHERIC CHEM I    | Y       |       |             |     |          |    |      |     |               |             |         |     |               |     |       |    |                                     |     |     |         |          |    |                         |
| 257            | RAD BELT PLSMA PHYS   | Y       |       |             |     |          |    |      |     |               |             |         |     |               |     |       |    |                                     |     |     |         |          |    |                         |
| 270            | SEM-ATMOSPHERIC SCI   | Y       |       |             |     |          |    |      |     |               |             |         |     |               |     |       |    |                                     |     |     |         |          |    |                         |
| 271            | SEM-ATMO DYNAMICS     | Y       |       |             |     |          |    |      |     |               |             |         |     |               |     |       |    |                                     |     |     |         |          |    |                         |
| 274            | SEM-ATMOSPHERIC CHEM  | Y       |       |             |     |          |    |      |     |               |             |         |     |               |     |       |    |                                     |     |     |         |          |    |                         |
| M275A          | SEM-SPACE PHYSICS     | Y       |       |             |     |          |    |      |     |               |             |         |     |               |     |       |    |                                     |     |     |         |          |    |                         |
| 276            | MESOSCALE PROCESSES   | Y       |       |             |     |          |    |      |     |               |             |         |     |               |     |       |    |                                     |     |     |         |          |    |                         |
| 277            | SEM-COASTAL OCEAN     | Y       |       |             |     |          |    |      |     |               |             |         |     |               |     |       |    |                                     |     |     |         |          |    |                         |
| 495            | TEACHING A&O SCIENC   | Y       |       |             |     |          |    |      |     |               |             |         |     |               |     |       |    |                                     |     |     |         |          |    |                         |



| CATALOG NUMBER   | COURSE TITLE         | ENF REQ | ID          | CLS NUMB | TYP | SEC | FEE | DAYS | TIME          | BUILDING/ROOM | INSTRUCTOR      | ENRL CAP | GD XC | TP | UNITS   |
|--|----------------------|---------|-------------|----------|-----|-----|-----|------|---------------|---------------|-----------------|----------|-------|----|---------|
| For Biomedical Engineering CM186B, students must enroll via Computer Science CM186B. |                      |         |             |          |     |     |     |      |               |               |                 |          |       |    |         |
| CM186B   | MDLNG&SMLTN-BIO SYS  | Y       | -----       | LEC      | 1   |     |     | MW   | 2:00- 3:50P   | BOELTER 5264  | DISTEFANO, J.J. | 5        | 07    | LG | 5.0     |
| SAME AS: C&S BIO M186B, COM SCI CM186B   |                      |         |             |          |     |     |     |      |               |               |                 |          |       |    |         |
|  |                      | Y       | 32-817-201L | LAB      | 1A  |     |     | F    | 11:00- 12:50P | BOELTER 3760  |                 | 5        |       |    | 0.0     |
| C187   | APPLIED TISSUE ENGR  | Y       | -----       | LEC      | 1   |     |     | MW   | 4:00- 5:50P   | BOELTER 5420  | TAWIL, N.J.     | 15       | 09    | LG | 4.0     |
| RESTRIC: ALL UG ENGINEERING MAJORS   |                      |         |             |          |     |     |     |      |               |               |                 |          |       |    |         |
|  |                      | Y       | 32-822-201L | DIS      | 1A  |     |     | F    | 4:00- 4:50P   | BOELTER 2760  | TAWIL, N.J.     | 0        |       |    | 0.0     |
| C201   | INTRO-BIOMED ENGR    | Y       | -----       | LEC      | 1   |     |     | TR   | 10:00- 11:50A | BOELTER 2444  | KAMEI, D.T.     | 55       | 13    | LG | 4.0     |
| RESTRIC: BIOMED ENGINEERING MAJORS   |                      |         |             |          |     |     |     |      |               |               |                 |          |       |    |         |
|  |                      | Y       | 532-006-201 | LAB      | 1A  |     |     | T    | 12:00- 12:50P | BOELTER 5440  |                 | 28       |       |    | 0.0     |
|  |                      | Y       | 532-006-202 | LAB      | 1B  |     |     | W    | 11:00- 11:50A | FRANZ 1260    |                 | 27       |       |    | 0.0     |
| CM202  | HUMAN BIO-BMED ENGR  | Y       | -----       | LEC      | 1   |     |     | MW   | 10:00- 11:50A | BOELTER 5273  | GRUNDFEST, W.   | 15       | 03    | LG | 4.0     |
| SAME AS: PHYSCI CM204  |                      |         |             |          |     |     |     |      |               |               |                 |          |       |    |         |
| RESTRIC: BIOMED ENGINEERING MAJORS   |                      |         |             |          |     |     |     |      |               |               |                 |          |       |    |         |
|  |                      | Y       | 32-013-201L | LAB      | 1A  |     |     | F    | 10:00- 11:50A | PAB 1749      |                 | 15       |       |    | 0.0     |
| C204   | BIOMACROMOLECULES    | Y       | -----       | LEC      | 1   |     |     | TR   | 2:00- 3:50P   | BOELTER 2760  | KASKO, A.M.     | 31       | 15    | LG | 4.0     |
| RESTRIC: BIOMED ENGINEERING MAJORS   |                      |         |             |          |     |     |     |      |               |               |                 |          |       |    |         |
|  |                      | Y       | 32-025-201L | DIS      | 1A  |     |     | F    | 1:00- 1:50P   | BOELTER 5436  |                 | 31       |       |    | 0.0     |
| C205   | BIOPOLYMER CHEM      | Y       | -----       | LEC      | 1   |     |     | MW   | 12:00- 1:50P  | BOELTER 5436  | DEMING, T.J.    | 35       | 05    | LG | 4.0     |
|  |                      | Y       | 32-030-201L | DIS      | 1A  |     |     | T    | 1:00- 1:50P   | BOELTER 9436  |                 | 35       |       |    | 0.0     |
| C206   | BIOPHYS&CHNLS&MMBRNY | Y       | -----       | LEC      | 1   |     |     | MW   | 4:00- 5:50P   | BOELTER 5440  | SCHMIDT, J.J.   | 31       | 09    | LG | 4.0     |
|  |                      | Y       | 32-036-201L | DIS      | 1A  |     |     | F    | 9:00- 9:50A   | BOELTER 5440  |                 | 31       |       |    | 0.0     |
| M215   | BIOCHEM REACTN ENGR  | Y       | -----       | LEC      | 1   |     |     | MW   | 8:00- 9:50A   | FRANZ 1260    | LIAO, J.C.      | 10       | 01    | LG | 4.0     |
| SAME AS: CH ENGR CM215   |                      |         |             |          |     |     |     |      |               |               |                 |          |       |    |         |
| RESTRIC: GRADUATE STUDENTS   |                      |         |             |          |     |     |     |      |               |               |                 |          |       |    |         |
|  |                      | Y       | 32-096-201L | DIS      | 1A  |     |     | F    | 1:00- 1:50P   | HAINES A2     |                 | 10       |       |    | 0.0     |
| 220  | INTRO-MED INFRMATCS  | Y       | 32-120-200L | LEC      | 1   |     |     | F    | 12:00- 1:50P  | OFF CAM       | KANGARLOO, H.   | 15       | 07    | SU | 2.0     |
| RESTRIC: GRADUATE STUDENTS   |                      |         |             |          |     |     |     |      |               |               |                 |          |       |    |         |
| 221  | HUMAN ANAT&PHYSIOL   | Y       | 32-126-200L | LEC      | 1   |     |     | TR   | 8:00- 9:50A   | OFF CAM       |                 | 15       | 11    | LG | 4.0     |
| RESTRIC: GRADUATE STUDENTS   |                      |         |             |          |     |     |     |      |               |               |                 |          |       |    |         |
| 223A   | PROGRAMMING LAB I    | Y       | -----       | LEC      | 1   |     |     | MW   | 4:00- 5:50P   | OFF CAM       | BUI, A.A.       | 15       | 09    | LG | 4.0     |
| RESTRIC: GRADUATE STUDENTS   |                      |         |             |          |     |     |     |      |               |               |                 |          |       |    |         |
| M227   | MED INFO INFRASTRUC  | Y       | 32-162-200L | LEC      | 1   |     |     | TR   | 10:00- 11:50A | OFF CAM       | BUI, A.A.       | 10       | 13    | LG | 4.0     |
| CM250A   | MICROMACHINING&MEMS  | Y       | -----       | LEC      | 1   |     |     | TR   | 12:00- 1:50P  | ROLFE 3105    |                 | 0        | 14    | LG | 4.0     |
| SAME AS: EL ENGR CM250A, MECH&AE CM280A  |                      |         |             |          |     |     |     |      |               |               |                 |          |       |    |         |
| CM250L   | MICROMCHNG&MEMS LAB  | Y       | -----       | LEC      | 1   |     |     | F    | 12:00- 1:50P  | ROLFE 3105    |                 | 0        | 07    | LG | 2.0     |
| SAME AS: EL ENGR CM250L, MECH&AE CM280L  |                      |         |             |          |     |     |     |      |               |               |                 |          |       |    |         |
| M261A  | RSRCH LIT-NEUROENGR  | Y       | 32-366-200L | DIS      | 1   |     |     | R    | 10:00- 11:50A | BOELTER 7514  | JUDY, J.W.      | 10       | 30    | SU | 2.0     |
| SAME AS: EL ENGR M256A, NEURO M212A  |                      |         |             |          |     |     |     |      |               |               |                 |          |       |    |         |
| RESTRIC: GRADUATE STUDENTS   |                      |         |             |          |     |     |     |      |               |               |                 |          |       |    |         |
| C270   | ENRGY-TISS INTERACT  | Y       | 32-421-200L | LEC      | 1   |     |     | MW   | 2:00- 3:50P   | BOELTER 5420  | GRUNDFEST, W.   | 10       | 07    | LG | 4.0     |
| RESTRIC: GRADUATE STUDENTS   |                      |         |             |          |     |     |     |      |               |               |                 |          |       |    |         |
| For Biomedical Engineering CM286B, students must enroll via Computer Science CM286B. |                      |         |             |          |     |     |     |      |               |               |                 |          |       |    |         |
| CM286B   | MDLNG&SMLTN-BIO SYS  | Y       | -----       | LEC      | 1   |     |     | MW   | 2:00- 3:50P   | BOELTER 5264  | DISTEFANO, J.J. | 5        | 07    | LG | 5.0     |
| SAME AS: COM SCI CM286B  |                      |         |             |          |     |     |     |      |               |               |                 |          |       |    |         |
| RESTRIC: GRADUATE STUDENTS   |                      |         |             |          |     |     |     |      |               |               |                 |          |       |    |         |
|  |                      | Y       | 32-515-201L | LAB      | 1A  |     |     | F    | 11:00- 12:50P | BOELTER 3760  |                 | 5        |       |    | 0.0     |
| C287   | APPLIED TISSUE ENGR  | Y       | -----       | LEC      | 1   |     |     | MW   | 4:00- 5:50P   | BOELTER 5420  | TAWIL, N.J.     | 15       | 09    | LG | 4.0     |
| RESTRIC: GRADUATE STUDENTS   |                      |         |             |          |     |     |     |      |               |               |                 |          |       |    |         |
|  |                      | Y       | 32-522-201L | DIS      | 1A  |     |     | F    | 4:00- 4:50P   | BOELTER 2760  | TAWIL, N.J.     | 0        |       |    | 0.0     |
| 295A   | BIOMATERIAL RSRCH    | Y       | 32-566-201L | SEM      | 1   |     |     | VAR  |               |               | KASKO, A.M.     | 15       | 30    | SU | 1.0-4.0 |
| RESTRIC: GRADUATE STUDENTS   |                      |         |             |          |     |     |     |      |               |               |                 |          |       |    |         |
| 295B   | BIOMTRL&TISSUE ENGR  | Y       | 32-561-200L | SEM      | 1   |     |     | VAR  |               |               | WU, B.M.        | 15       | 30    | SU | 1.0-4.0 |
| RESTRIC: GRADUATE STUDENTS   |                      |         |             |          |     |     |     |      |               |               |                 |          |       |    |         |
| 295D   | HYBRID DEVICE RSRCH  | Y       | 32-563-200L | SEM      | 1   |     |     | VAR  |               |               | SCHMIDT, J.J.   | 10       | 30    | SU | 1.0-4.0 |
| RESTRIC: GRADUATE STUDENTS   |                      |         |             |          |     |     |     |      |               |               |                 |          |       |    |         |
| 295E   | MOLECR CELL BIOENGR  | Y       | 32-564-200L | SEM      | 1   |     |     | VAR  |               |               | KAMEI, D.T.     | 10       | 30    | SU | 1.0-4.0 |
| RESTRIC: GRADUATE STUDENTS   |                      |         |             |          |     |     |     |      |               |               |                 |          |       |    |         |
| 295F   | BIOPOLMR MTRLS&CHEMY | Y       | 32-565-200L | SEM      | 1   |     |     | VAR  |               |               | DEMING, T.J.    | 5        | 30    | SU | 1.0-4.0 |
| RESTRIC: GRADUATE STUDENTS   |                      |         |             |          |     |     |     |      |               |               |                 |          |       |    |         |
| 298  | SPECIAL STUDIES      | Y       | 32-586-201L | LEC      | 1   |     |     | TR   | 10:00- 11:50A | BOELTER 5419  | WONG, G.C.      | 35       | 30    | LG | 4.0     |
| RESTRIC: GRADUATE STUDENTS   |                      |         |             |          |     |     |     |      |               |               |                 |          |       |    |         |
| 299  | BIOMED ENGR TOPICS   | Y       | 32-594-200L | SEM      | 1   |     |     | R    | 12:00- 12:50P | ENGR V 2101   | WU, B.M.        | 60       | 30    | SU | 2.0     |
| RESTRIC: GRADUATE STUDENTS   |                      |         |             |          |     |     |     |      |               |               |                 |          |       |    |         |
| 495  | TA TRAINING SEMINAR  | Y       | 32-790-201L | SEM      | 1   |     |     | R    | 4:00- 5:50P   | BOELTER 5436  |                 | 50       | 30    | SU | 2.0     |
| RESTRIC: BIOMED ENGINEERING MAJORS, GRADUATE STUDENTS                                |                      |         |             |          |     |     |     |      |               |               |                 |          |       |    |         |

## BIOMEDICAL PHYSICS

|  |                      |   |             |     |    |  |  |     |             |               |                 |    |    |    |     |
|--|----------------------|---|-------------|-----|----|--|--|-----|-------------|---------------|-----------------|----|----|----|-----|
| 200A   | PHYCS&CHEM-NUCL MEDN | N | 34-001-200L | LEC | 1  |  |  | TBA |             |               | HADJIOANNOU, A. | 10 | 30 | SO | 4.0 |
| RESTRIC: BIOMEDICAL PHYSICS, MEDICAL PHYSICS |                      |   |             |     |    |  |  |     |             |               |                 |    |    |    |     |
| 202A   | NUCLEAR MEDICINE     | N | 34-012-202L | CLI | 2  |  |  | TBA |             |               | DAHLBOM, M.     | 10 | 30 | SO | 4.0 |
| RESTRIC: BIOMEDICAL PHYSICS, MEDICAL PHYSICS |                      |   |             |     |    |  |  |     |             |               |                 |    |    |    |     |
| 202B   | DIAGNOSTIC RADIOL    | N | 34-013-201L | CLI | 1  |  |  | TBA |             |               | MCNITT-GRAY, M. | 10 | 30 | SO | 4.0 |
| RESTRIC: BIOMEDICAL PHYSICS, MEDICAL PHYSICS |                      |   |             |     |    |  |  |     |             |               |                 |    |    |    |     |
| 202C   | RADIATION THERAPY    | N | 34-014-202L | CLI | 2  |  |  | TBA |             |               | KOBE, L.H.      | 10 | 30 | SO | 4.0 |
| RESTRIC: BIOMEDICAL PHYSICS, MEDICAL PHYSICS |                      |   |             |     |    |  |  |     |             |               |                 |    |    |    |     |
|  |                      | N | 34-014-206L | CLI | 6  |  |  | TBA |             |               | DEMARCO, J.J.   | 10 | 30 | SO | 4.0 |
| RESTRIC: BIOMEDICAL PHYSICS, MEDICAL PHYSICS |                      |   |             |     |    |  |  |     |             |               |                 |    |    |    |     |
|  |                      | N | 34-014-207L | CLI | 7  |  |  | TBA |             |               | AGAZARYAN, N.   | 10 | 30 | SO | 4.0 |
| RESTRIC: BIOMEDICAL PHYSICS, MEDICAL PHYSICS |                      |   |             |     |    |  |  |     |             |               |                 |    |    |    |     |
| 203  | PHYS-RADIATN THERPY  | N | 34-018-200L | LEC | 1  |  |  | W   | 2:30- 4:15P | MP 200 B265   | AGAZARYAN, N.   | 10 | 30 | LG | 4.0 |
| RESTRIC: BIOMEDICAL PHYSICS, MEDICAL PHYSICS |                      |   |             |     |    |  |  |     |             |               |                 |    |    |    |     |
| 205  | PHYS-DIAGNST RADOL   | N | -----       | LEC | 1  |  |  | TR  | 1:30- 2:50P |               | MCNITT-GRAY, M. | 18 | 30 | SO | 4.0 |
| RESTRIC: BIOMEDICAL PHYSICS, MEDICAL PHYSICS |                      |   |             |     |    |  |  |     |             |               |                 |    |    |    |     |
|  |                      | N | 34-030-201L | LAB | 1A |  |  | TBA |             |               | MCNITT-GRAY, M. | 18 |    |    | 0.0 |
| 216  | FUNDMNTLS-DOSIMETRYN | N | 34-096-200L | LEC | 1  |  |  | WF  | 8:00- 9:20A | HLTHSCI IV365 | DEMARCO, J.J.   | 10 | 30 | SO | 4.0 |
| RESTRIC: BIOMEDICAL PHYSICS, MEDICAL PHYSICS |                      |   |             |     |    |  |  |     |             |               |                 |    |    |    |     |
| 217  | STATS AND DATA ANLY  | N | 34-102-200L | LEC | 1  |  |  | M   | 8:00- 9:50A | HLTHSCI IV365 | SAYRE, J.       | 10 | 30 | LG | 2.0 |
| RESTRIC: BIOMEDICAL PHYSICS, MEDICAL PHYSICS |                      |   |             |     |    |  |  |     |             |               |                 |    |    |    |     |
| 218  | RADIOL FUNCTNL ANAT  | N | 34-108-200L | LEC | 1  |  |  | T   | 3:30- 4:50P | HLTHSCI IV365 | ALGER, J.R.     | 10 | 30 | LG | 2.0 |
| RESTRIC: BIOMEDICAL PHYSICS, MEDICAL PHYSICS |                      |   |             |     |    |  |  |     |             |               |                 |    |    |    |     |
| 220C   | THERAPEUTC MED PHYSN | N | 34-122-201L | LAB | 2  |  |  | TBA |             |               | WALLACE, R.E.   | 10 | 30 | SU | 2.0 |
| RESTRIC: BIOMEDICAL PHYSICS, MEDICAL PHYSICS |                      |   |             |     |    |  |  |     |             |               |                 |    |    |    |     |



| CATALOG NUMBER | COURSE TITLE  | ENF REQ | CLS ID      | NUM                                   | TYP | SEC | FEE | DAYS | TIME          | BUILDING/ROOM | INSTRUCTOR         | ENRL CAP | GD XC | TP | UNITS   |
|----------------|---|---------|-------------|---------------------------------------|-----|-----|-----|------|---------------|---------------|--------------------|----------|-------|----|---------|
| 101A           | TRNSPRT PHENOMENA I   | N       | -----       | LEC                                   | 1   |     |     | MW   | 2:00- 3:50P   | KNSY PV 1220B | SENKAN, S.M.       | 90       | 07    | LG | 4.0     |
|                |   |         |             | RESTRIC: ALL UG ENGINEERING MAJORS    |     |     |     |      |               |               |                    |          |       |    |         |
|                |   | N       | 369-309-201 | DIS                                   | 1A  |     |     | F    | 8:00- 8:50A   | BOELTER 5249  |                    | 45       |       |    | 0.0     |
|                |   | N       | 369-309-202 | DIS                                   | 1B  |     |     | F    | 8:00- 8:50A   | BOELTER 5440  |                    | 45       |       |    | 0.0     |
| 104B           | CHEM&BIOMOLEC LAB 2   | N       | -----       | LEC                                   | 1   |     |     | TR   | 12:00- 1:50P  | BOELTER 2760  | DRAKE, J.E.        | 48       | 14    | LG | 6.0     |
|                |   |         |             | RESTRIC: ALL UG ENGINEERING MAJORS    |     |     |     |      |               |               |                    |          |       |    |         |
|                |   | N       | 369-325-201 | LAB                                   | 1A  |     |     | TR   | 8:00- 11:50A  | BOELTER 5764  |                    | 16       |       |    | 0.0     |
|                |   | N       | 369-325-202 | LAB                                   | 1B  |     |     | TR   | 2:00- 5:50P   | BOELTER 5764  |                    | 16       |       |    | 0.0     |
|                |   | N       | 369-325-203 | LAB                                   | 1C  |     |     | MW   | 8:00- 11:50A  | BOELTER 5764  |                    | 16       |       |    | 0.0     |
|                | For Chemical Engineering 104D, students must also enroll in course 104DL. |         |             |                                       |     |     |     |      |               |               |                    |          |       |    |         |
| 104D           | MOLECULAR BIOTECH   | N       | 69-328-200L | LEC                                   | 1   |     |     | TR   | 8:00- 9:50A   | BOELTER 5252  | SEGURA, T.         | 12       | 30    | LG | 2.0     |
|                |   |         |             | RESTRIC: ALL UG ENGINEERING MAJORS    |     |     |     |      |               |               |                    |          |       |    |         |
|                | For Chemical Engineering 104DL, students must also enroll in course 104D. |         |             |                                       |     |     |     |      |               |               |                    |          |       |    |         |
| 104DL          | MOLEC BIOTECH LAB   | N       | 69-329-200L | LAB                                   | 1   |     |     | MW   | 12:00- 3:50P  | BOELTER 5764  | SEGURA, T.         | 12       | 30    | LG | 4.0     |
|                |   |         |             | RESTRIC: ALL UG ENGINEERING MAJORS    |     |     |     |      |               |               |                    |          |       |    |         |
| 106            | CHEMICAL REACTN ENGR  | N       | -----       | LEC                                   | 1   |     |     | MW   | 12:00- 1:50P  | BOELTER 3400  | LU, Y.             | 85       | 05    | LG | 4.0     |
|                |   |         |             | RESTRIC: ALL UG ENGINEERING MAJORS    |     |     |     |      |               |               |                    |          |       |    |         |
|                |   | N       | 369-336-201 | DIS                                   | 1A  |     |     | F    | 2:00- 2:50P   | BOTANY 325    |                    | 43       |       |    | 0.0     |
|                |   | N       | 369-336-202 | DIS                                   | 1B  |     |     | F    | 2:00- 2:50P   | GEOLOGY 4660  |                    | 42       |       |    | 0.0     |
| 109            | MATH MTHDS-CHEM ENGR  | N       | -----       | LEC                                   | 1   |     |     | MW   | 4:00- 5:50P   | KNSY PV 1200B | CHRISTOFIDES, P.D. | 90       | 09    | LG | 4.0     |
|                |   |         |             | RESTRIC: ALL UG ENGINEERING MAJORS    |     |     |     |      |               |               |                    |          |       |    |         |
|                |   | N       | 369-354-201 | DIS                                   | 1A  |     |     | F    | 3:00- 3:50P   | WG YOUNG 4216 |                    | 45       |       |    | 0.0     |
|                |   | N       | 369-354-202 | DIS                                   | 1B  |     |     | F    | 3:00- 3:50P   | DODD 170      |                    | 45       |       |    | 0.0     |
| C111           | CRYOGEN&LO-TEMP PRCSN   | N       | -----       | LEC                                   | 1   |     |     | TR   | 4:00- 5:50P   | FRANZ 1260    | YUAN, S.W.         | 60       | 16    | LG | 4.0     |
|                |   |         |             | RESTRIC: ALL UG ENGINEERING MAJORS    |     |     |     |      |               |               |                    |          |       |    |         |
|                |   | N       | 369-366-201 | DIS                                   | 1A  |     |     | F    | 9:00- 9:50A   | KNSY PV 1200B |                    | 30       |       |    | 0.0     |
|                |   | N       | 369-366-202 | DIS                                   | 1B  |     |     | F    | 9:00- 9:50A   | BOELTER 5419  |                    | 30       |       |    | 0.0     |
| C115           | BIOCHEM REACTN ENGR   | N       | -----       | LEC                                   | 1   |     |     | MW   | 8:00- 9:50A   | FRANZ 1260    | LIAO, J.C.         | 65       | 01    | LG | 4.0     |
|                |   |         |             | RESTRIC: ALL UG ENGINEERING MAJORS    |     |     |     |      |               |               |                    |          |       |    |         |
|                |   | N       | 69-390-201L | DIS                                   | 1A  |     |     | F    | 1:00- 1:50P   | HAINES A2     |                    | 33       |       |    | 0.0     |
| 194            | RESEARCH GROUP SEM  | N       | 69-864-201L | SEM                                   | 1   |     |     | VAR  |               |               | MANOUSIOUTHAKIS, V | 10       | 30    | LG | 4.0     |
|                |   |         |             | RESTRIC: ALL UG ENGINEERING MAJORS    |     |     |     |      |               |               |                    |          |       |    |         |
| 200            | ADV ENGR THRMODYNAMICS  | N       | 69-001-200L | LEC                                   | 1   |     |     | TBA  |               |               | ORKOULAS, G.       | 20       | 20    | LG | 4.0     |
|                |   |         |             | RESTRIC: GRADUATE STUDENTS            |     |     |     |      |               |               |                    |          |       |    |         |
| 210            | ADV CHEM REACT ENGR   | N       | 69-060-200L | LEC                                   | 1   |     |     | MW   | 4:00- 5:50P   | BOELTER 5252  | HICKS, R.F.        | 25       | 09    | LG | 4.0     |
|                |   |         |             | RESTRIC: GRADUATE STUDENTS            |     |     |     |      |               |               |                    |          |       |    |         |
| C211           | CRYOGEN&LO-TEMP PRCSN   | N       | -----       | LEC                                   | 1   |     |     | TR   | 4:00- 5:50P   | FRANZ 1260    | YUAN, S.W.         | 10       | 16    | LG | 4.0     |
|                |   |         |             | RESTRIC: GRADUATE STUDENTS            |     |     |     |      |               |               |                    |          |       |    |         |
|                |   | N       | 769-066-201 | DIS                                   | 1A  |     |     | F    | 9:00- 9:50A   | KNSY PV 1200B |                    | 5        |       |    | 0.0     |
|                |   | N       | 769-066-202 | DIS                                   | 1B  |     |     | F    | 9:00- 9:50A   | BOELTER 5419  |                    | 5        |       |    | 0.0     |
| CM215          | BIOCHEM REACTN ENGR   | N       | -----       | LEC                                   | 1   |     |     | MW   | 8:00- 9:50A   | FRANZ 1260    | LIAO, J.C.         | 30       | 01    | LG | 4.0     |
|                |   |         |             | SAME AS: BIOMED M215                  |     |     |     |      |               |               |                    |          |       |    |         |
|                |   |         |             | RESTRIC: GRADUATE STUDENTS            |     |     |     |      |               |               |                    |          |       |    |         |
|                |   | N       | 69-090-201L | DIS                                   | 1A  |     |     | F    | 1:00- 1:50P   | HAINES A2     |                    | 30       |       |    | 0.0     |
| 220            | ADV MASS TRANSFER   | N       | 69-120-200L | LEC                                   | 1   |     |     | TR   | 10:00- 11:50A | BOELTER 5252  | COHEN, Y.          | 20       | 13    | LG | 4.0     |
|                |   |         |             | RESTRIC: GRADUATE STUDENTS            |     |     |     |      |               |               |                    |          |       |    |         |
| M280A          | LINEAR DNMC SYSTEMS   | N       | 69-480-200L | LEC                                   | 1   |     |     | MW   | 12:00- 1:50P  | BOELTER 5280  | M'CLOSKEY, R.T.    | 10       | 05    | LG | 4.0     |
|                |   |         |             | SAME AS: EL ENGR M240A, MECH&AE M270A |     |     |     |      |               |               |                    |          |       |    |         |
|                |   |         |             | RESTRIC: GRADUATE STUDENTS            |     |     |     |      |               |               |                    |          |       |    |         |
| 298A           | RESEARCH SEMINAR  | N       | 69-570-200L | SEM                                   | 1   |     |     | F    | 9:00- 9:50A   | BOELTER 5514  | CHRISTOFIDES, P.D. | 10       | 30    | SU | 2.0-4.0 |
|                |   |         |             | RESTRIC: GRADUATE STUDENTS            |     |     |     |      |               |               |                    |          |       |    |         |
| 298B           | RESEARCH SEMINAR  | N       | 69-571-200L | SEM                                   | 1   |     |     | F    | 8:00- 8:50A   | BOELTER 5514  | DAVIS, J.          | 5        | 30    | SU | 2.0-4.0 |
|                |   |         |             | RESTRIC: GRADUATE STUDENTS            |     |     |     |      |               |               |                    |          |       |    |         |
| 298C           | RESEARCH SEMINAR  | N       | 69-572-200L | SEM                                   | 1   |     |     | F    | 10:00- 10:50A | BOELTER 5514  | COHEN, Y.          | 10       | 30    | SU | 2.0-4.0 |
|                |   |         |             | RESTRIC: GRADUATE STUDENTS            |     |     |     |      |               |               |                    |          |       |    |         |
| 298D           | RESEARCH SEMINAR  | N       | 69-573-200L | SEM                                   | 1   |     |     | F    | 4:00- 5:50P   | BOELTER 4283  | ORKOULAS, G.       | 10       | 30    | SU | 2.0-4.0 |
|                |   |         |             | RESTRIC: GRADUATE STUDENTS            |     |     |     |      |               |               |                    |          |       |    |         |
| 298F           | RESEARCH SEMINAR  | N       | 69-574-200L | SEM                                   | 1   |     |     | F    | 2:00- 2:50P   | BOELTER 5514  | SEGURA, T.         | 10       | 30    | SU | 2.0-4.0 |
|                |   |         |             | RESTRIC: GRADUATE STUDENTS            |     |     |     |      |               |               |                    |          |       |    |         |
| 298G           | RESEARCH SEMINAR  | N       | 69-575-200L | SEM                                   | 1   |     |     | F    | 4:00- 4:50P   | BOELTER 5514  | MONBOUQUETTE, H.G. | 10       | 30    | SU | 2.0-4.0 |
|                |   |         |             | RESTRIC: GRADUATE STUDENTS            |     |     |     |      |               |               |                    |          |       |    |         |
| 298H           | RESEARCH SEMINAR  | N       | 69-576-200L | SEM                                   | 1   |     |     | F    | 11:00- 1:30P  | BOELTER 5514  | HICKS, R.F.        | 10       | 30    | SU | 2.0-4.0 |
|                |   |         |             | RESTRIC: GRADUATE STUDENTS            |     |     |     |      |               |               |                    |          |       |    |         |
| 298J           | RESEARCH SEMINAR  | N       | 69-577-200L | SEM                                   | 1   |     |     | F    | 5:00- 6:50P   | MS 7608       | LIAO, J.C.         | 10       | 30    | SU | 2.0-4.0 |
|                |   |         |             | RESTRIC: GRADUATE STUDENTS            |     |     |     |      |               |               |                    |          |       |    |         |
| 298M           | RESEARCH SEMINAR  | N       | 69-578-200L | SEM                                   | 1   |     |     | F    | 3:00- 4:50P   | LAKRETZ 101   | MANOUSIOUTHAKIS, V | 10       | 30    | SU | 2.0-4.0 |
|                |   |         |             | RESTRIC: GRADUATE STUDENTS            |     |     |     |      |               |               |                    |          |       |    |         |
| 298P           | RESEARCH SEMINAR  | N       | 69-581-200L | SEM                                   | 1   |     |     | F    | 4:00- 4:50P   | ROLFE 3106    | CHANG, J.P.        | 8        | 30    | SU | 2.0-4.0 |
|                |   |         |             | RESTRIC: GRADUATE STUDENTS            |     |     |     |      |               |               |                    |          |       |    |         |
| 298S           | RESEARCH SEMINAR  | N       | 69-582-200L | SEM                                   | 1   |     |     | F    | 3:00- 3:50P   | BOELTER 5514  |                    | 10       | 30    | SU | 2.0-4.0 |
| 298T           | RESEARCH SEMINAR  | N       | 69-583-200L | SEM                                   | 1   |     |     | F    | 11:00- 11:50A | LAKRETZ 101   | TANG, Y.           | 10       | 30    | SU | 2.0-4.0 |
|                |   |         |             | RESTRIC: GRADUATE STUDENTS            |     |     |     |      |               |               |                    |          |       |    |         |
| 298V           | RESEARCH SEMINAR  | N       | 69-584-200L | SEM                                   | 1   |     |     | F    | 5:00- 5:50P   | BOELTER 5514  | LU, Y.             | 10       | 30    | SU | 2.0-4.0 |
|                |   |         |             | RESTRIC: GRADUATE STUDENTS            |     |     |     |      |               |               |                    |          |       |    |         |
| 298Z           | RESEARCH SEMINAR  | N       | 69-585-200L | SEM                                   | 1   |     |     | F    | 10:00- 10:50A | ROLFE 3123    | SENKAN, S.M.       | 8        | 30    | SU | 2.0-4.0 |
|                |   |         |             | RESTRIC: GRADUATE STUDENTS            |     |     |     |      |               |               |                    |          |       |    |         |
| 299            | DEPARTMENTAL SEMINAR  | N       | 69-594-200L | SEM                                   | 1   |     |     | F    | 1:30- 2:50P   | KNSY PV 1200B | SEGURA, T.         | 80       | 30    | SU | 2.0     |
|                |   |         |             | RESTRIC: GRADUATE STUDENTS            |     |     |     |      |               |               |                    |          |       |    |         |
| 495A           | TA TRAINING SEMINAR   | N       | 69-790-201L | SEM                                   | 1   |     |     | R    | 3:00- 4:50P   | BOELTER 5513  | CHRISTOFIDES, P.D. | 10       | 30    | SU | 2.0     |
|                |   |         |             | RESTRIC: GRADUATE STUDENTS            |     |     |     |      |               |               |                    |          |       |    |         |

## CHEMISTRY AND BIOCHEMISTRY

A per-unit Instructional Enhancement Fee is assessed on most L&S undergraduate nontutorial classes. See the Miscellaneous Fee Chart at <http://www.registrar.ucla.edu/fees/> for fee amounts.

Chemistry 4A enrollment is processed through Summer Orientation. Do not contact the instructor or department for enrollment questions or concerns. For Chemistry 4A students, US attend the lecture which they are enrolled; random I.D. checking is held throughout the term. For Chemistry 14A, lecture 1, there will be one MANDATORY midterm examination from 5 to 7 p.m. Thursday, November 4, 2010.

|     |                     |   |             |     |    |  |  |     |               |               |             |    |    |    |     |
|-----|---------------------|---|-------------|-----|----|--|--|-----|---------------|---------------|-------------|----|----|----|-----|
| 14A | EQUILBR&ACIDS&BASES | N | -----       | LEC | 1  |  |  | MWF | 10:00- 10:50A | WG YOUNG CS50 | LAVELLE, L. | 50 | 33 | SO | 4.0 |
|     |                     | Y | 142-042-201 | DIS | 1A |  |  | T   | 8:00- 8:50A   | WG YOUNG 1044 |             | 4  |    |    | 0.0 |
|     |                     | Y | 142-042-202 | DIS | 1B |  |  | T   | 9:00- 9:50A   | BOTANY 133    |             | 4  |    |    | 0.0 |
|     |                     | Y | 142-042-203 | DIS | 1C |  |  | T   | 1:00- 1:50P   | BUNCHE 3156   |             | 4  |    |    | 0.0 |
|     |                     | Y | 142-042-204 | DIS | 1D |  |  | W   | 8:00- 8:50A   | WG YOUNG 1044 |             | 4  |    |    | 0.0 |
|     |                     | Y | 142-042-205 | DIS | 1E |  |  | W   | 9:00- 9:50A   | WG YOUNG 1044 |             | 4  |    |    | 0.0 |
|     |                     | Y | 142-042-206 | DIS | 1F |  |  | W   | 12:00- 12:50P | MS 5203       |             | 4  |    |    | 0.0 |

| CATALOG NUMBER  | COURSE TITLE         | ENF REQ | ID          | CLS NUMB | TYP | SEC | FEE   | DAYS | TIME          | BUILDING/ROOM | INSTRUCTOR      | ENRL CAP | XC | GD TP | UNITS |
|---|----------------------|---------|-------------|----------|-----|-----|-------|------|---------------|---------------|-----------------|----------|----|-------|-------|
|   |                      | Y       | 142-042-207 | DIS      | 1G  |     |       | R    | 9:00- 9:50A   | BOTANY 133    |                 | 4        |    |       | 0.0   |
|   |                      | Y       | 142-042-208 | DIS      | 1H  |     |       | R    | 10:00- 10:50A | BUNCHE 3150   |                 | 4        |    |       | 0.0   |
|   |                      | Y       | 142-042-209 | DIS      | 1I  |     |       | R    | 1:00- 1:50P   | WGYOUNG 1044  |                 | 4        |    |       | 0.0   |
|   |                      | Y       | 142-042-210 | DIS      | 1J  |     |       | F    | 9:00- 9:50A   | WGYOUNG 1044  |                 | 4        |    |       | 0.0   |
|   |                      | Y       | 142-042-211 | DIS      | 1K  |     |       | F    | 12:00- 12:50P | LAKRETZ 120   |                 | 5        |    |       | 0.0   |
|   |                      | Y       | 142-042-212 | DIS      | 1L  |     |       | F    | 2:00- 2:50P   | BOTANY 133    |                 | 5        |    |       | 0.0   |
| <p>Chemistry 14A enrollments processed ONL through Summer Orientation. Do not contact the instructor or department for enrollment questions or concerns. For Chemistry 14A students, MUST attend the lecture in which they are enrolled; random I.D. checking is held throughout the term. For Chemistry 14A, lecture 2, there will be one MANDATORY midterm examination from 5 to 7 p.m. Thursday, November 4, 2010.</p>                   |                      |         |             |          |     |     |       |      |               |               |                 |          |    |       |       |
|   |                      | Y       | 142-042-221 | DIS      | 2A  |     |       | T    | 8:00- 8:50A   | WGYOUNG CS50  | LAVELLE, L.     | 50       | 33 | SO    | 4.0   |
|   |                      | Y       | 142-042-222 | DIS      | 2B  |     |       | T    | 1:00- 1:50P   | BOTANY 133    |                 | 4        |    |       | 0.0   |
|   |                      | Y       | 142-042-223 | DIS      | 2C  |     |       | T    | 2:00- 2:50P   | BOTANY 133    |                 | 4        |    |       | 0.0   |
|   |                      | Y       | 142-042-224 | DIS      | 2D  |     |       | W    | 8:00- 8:50A   | BOTANY 133    |                 | 4        |    |       | 0.0   |
|   |                      | Y       | 142-042-225 | DIS      | 2E  |     |       | W    | 9:00- 9:50A   | BOELTER 5273  |                 | 4        |    |       | 0.0   |
|   |                      | Y       | 142-042-226 | DIS      | 2F  |     |       | W    | 1:00- 1:50P   | BOELTER 4283  |                 | 4        |    |       | 0.0   |
|   |                      | Y       | 142-042-227 | DIS      | 2G  |     |       | R    | 8:00- 8:50A   | WGYOUNG 1044  |                 | 4        |    |       | 0.0   |
|   |                      | Y       | 142-042-228 | DIS      | 2H  |     |       | R    | 9:00- 9:50A   | LAKRETZ 120   |                 | 4        |    |       | 0.0   |
|   |                      | Y       | 142-042-229 | DIS      | 2I  |     |       | R    | 1:00- 1:50P   | ROYCE 150     |                 | 4        |    |       | 0.0   |
|   |                      | Y       | 142-042-230 | DIS      | 2J  |     |       | F    | 8:00- 8:50A   | WGYOUNG 1044  |                 | 4        |    |       | 0.0   |
|   |                      | Y       | 142-042-231 | DIS      | 2K  |     |       | F    | 9:00- 9:50A   | BOTANY 133    |                 | 5        |    |       | 0.0   |
|   |                      | Y       | 142-042-232 | DIS      | 2L  |     |       | F    | 1:00- 1:50P   | BOTANY 133    |                 | 5        |    |       | 0.0   |
| <p>Chemistry 14A enrollments processed ONL through Summer Orientation. Do not contact the instructor or department for enrollment questions or concerns. For Chemistry 14A students, MUST attend the lecture in which they are enrolled; random I.D. checking is held throughout the term. For Chemistry 14A, lecture 3, there will be one MANDATORY midterm examination from 5 to 7 p.m. Thursday, November 4, 2010.</p>                   |                      |         |             |          |     |     |       |      |               |               |                 |          |    |       |       |
|   |                      | Y       | 142-042-241 | DIS      | 3A  |     |       | T    | 10:00- 10:50A | BOTANY 133    |                 | 4        |    |       | 0.0   |
|   |                      | Y       | 142-042-242 | DIS      | 3B  |     |       | T    | 1:00- 1:50P   | BUNCHE 3157   |                 | 4        |    |       | 0.0   |
|   |                      | Y       | 142-042-243 | DIS      | 3C  |     |       | T    | 2:00- 2:50P   | GEOLOGY 6704  |                 | 4        |    |       | 0.0   |
|   |                      | Y       | 142-042-244 | DIS      | 3D  |     |       | W    | 8:00- 8:50A   | LAKRETZ 120   |                 | 4        |    |       | 0.0   |
|   |                      | Y       | 142-042-245 | DIS      | 3E  |     |       | W    | 11:00- 11:50A | MS 5203       |                 | 4        |    |       | 0.0   |
|   |                      | Y       | 142-042-246 | DIS      | 3F  |     |       | W    | 12:00- 12:50P | WGYOUNG 2200  |                 | 4        |    |       | 0.0   |
|   |                      | Y       | 142-042-247 | DIS      | 3G  |     |       | R    | 9:00- 9:50A   | WGYOUNG 1044  |                 | 4        |    |       | 0.0   |
|   |                      | Y       | 142-042-248 | DIS      | 3H  |     |       | R    | 11:00- 11:50A | BOTANY 133    |                 | 4        |    |       | 0.0   |
|   |                      | Y       | 142-042-249 | DIS      | 3I  |     |       | R    | 2:00- 2:50P   | BOTANY 133    |                 | 4        |    |       | 0.0   |
|   |                      | Y       | 142-042-250 | DIS      | 3J  |     |       | F    | 9:00- 9:50A   | GEOLOGY 4645  |                 | 4        |    |       | 0.0   |
|   |                      | Y       | 142-042-251 | DIS      | 3K  |     |       | F    | 10:00- 10:50A | BOTANY 133    |                 | 5        |    |       | 0.0   |
|   |                      | Y       | 142-042-252 | DIS      | 3L  |     |       | F    | 11:00- 11:50A | BOTANY 133    |                 | 5        |    |       | 0.0   |
| <p>FOR CHEMISTRY 14BL IF YOU ARE MORE THAN 30 MINUTES LATE TO LABORATORY DURING THE FIRST TWO WEEKS OF THE QUARTER, YOUR SPACE WILL BE REASSIGNED AND YOU MUST DROP THE COURSE YOURSELF. For the remainder of the quarter, you are more than 30 minutes late, you may NOT be able to complete the current laboratory and may not have the opportunity to make up the missed work, resulting in a non-passing grade for that experiment.</p> |                      |         |             |          |     |     |       |      |               |               |                 |          |    |       |       |
| 14BL  | GEN&ORGN CHEM LAB 1  | Y       | -----       | LEC      | 1   |     | \$ 43 | T    | 8:00- 8:50A   | WGYOUNG CS24  | PANG, J.W.      | 220      | 30 | SO    | 3.0   |
|   |                      | Y       | 142-117-201 | LAB      | 1A  |     |       | T    | 11:00- 1:50P  | WGYOUNG 1049  |                 | 20       |    |       | 0.0   |
|   |                      | Y       | 142-117-202 | LAB      | 1B  |     |       | T    | 11:00- 1:50P  | WGYOUNG 1067  |                 | 20       |    |       | 0.0   |
|   |                      | Y       | 142-117-203 | LAB      | 1C  |     |       | T    | 2:00- 4:50P   | WGYOUNG 1049  |                 | 20       |    |       | 0.0   |
|   |                      | Y       | 142-117-204 | LAB      | 1D  |     |       | T    | 2:00- 4:50P   | WGYOUNG 1067  |                 | 20       |    |       | 0.0   |
|   |                      | Y       | 142-117-205 | LAB      | 1E  |     |       | W    | 1:00- 3:50P   | WGYOUNG 1067  |                 | 20       |    |       | 0.0   |
|   |                      | Y       | 142-117-206 | LAB      | 1F  |     |       | R    | 11:00- 1:50P  | WGYOUNG 1049  |                 | 20       |    |       | 0.0   |
|   |                      | Y       | 142-117-207 | LAB      | 1G  |     |       | R    | 11:00- 1:50P  | WGYOUNG 1067  |                 | 20       |    |       | 0.0   |
|   |                      | Y       | 142-117-208 | LAB      | 1H  |     |       | R    | 2:00- 4:50P   | WGYOUNG 1049  |                 | 20       |    |       | 0.0   |
|   |                      | Y       | 142-117-209 | LAB      | 1I  |     |       | R    | 2:00- 4:50P   | WGYOUNG 1067  |                 | 20       |    |       | 0.0   |
|   |                      | Y       | 142-117-210 | LAB      | 1J  |     |       | F    | 1:00- 3:50P   | WGYOUNG 1049  |                 | 20       |    |       | 0.0   |
|   |                      | Y       | 142-117-211 | LAB      | 1K  |     |       | F    | 1:00- 3:50P   | WGYOUNG 1067  |                 | 20       |    |       | 0.0   |
| <p>For Chemistry 14C there will be a MANDATORY midterm examination from 6:50p. north following Mondays October 25 and November 15 2010. It may not be possible to resolve conflicts between the evening examinations and other courses, so be very careful to avoid conflicts if possible when enrolling.</p>   |                      |         |             |          |     |     |       |      |               |               |                 |          |    |       |       |
| 14C   | STRCTR-ORGANIC MLCLS | Y       | -----       | LEC      | 1   |     |       | MWF  | 9:00- 9:50A   | WGYOUNG CS50  | HARDINGER, S.A. | 350      | 02 | SO    | 4.0   |
|   |                      | Y       | 142-044-201 | DIS      | 1A  |     |       | M    | 10:00- 10:50A | BOELTER 5422  |                 | 30       |    |       | 0.0   |
|   |                      | Y       | 142-044-202 | DIS      | 1B  |     |       | M    | 12:00- 12:50P | WGYOUNG 4216  |                 | 30       |    |       | 0.0   |
|   |                      | Y       | 142-044-203 | DIS      | 1C  |     |       | T    | 8:00- 8:50A   | WGYOUNG 2200  |                 | 29       |    |       | 0.0   |
|   |                      | Y       | 142-044-204 | DIS      | 1D  |     |       | T    | 9:00- 9:50A   | ROYCE 164     |                 | 29       |    |       | 0.0   |
|   |                      | Y       | 142-044-205 | DIS      | 1E  |     |       | T    | 2:00- 2:50P   | BOELTER 5272  |                 | 29       |    |       | 0.0   |
|   |                      | Y       | 142-044-206 | DIS      | 1F  |     |       | W    | 10:00- 10:50A | MS 5118       |                 | 29       |    |       | 0.0   |
|   |                      | Y       | 142-044-207 | DIS      | 1G  |     |       | W    | 2:00- 2:50P   | GEOLOGY 4660  |                 | 29       |    |       | 0.0   |
|   |                      | Y       | 142-044-208 | DIS      | 1H  |     |       | R    | 8:00- 8:50A   | WGYOUNG 4216  |                 | 29       |    |       | 0.0   |
|   |                      | Y       | 142-044-209 | DIS      | 1I  |     |       | R    | 9:00- 9:50A   | BOELTER 5422  |                 | 29       |    |       | 0.0   |
|   |                      | Y       | 142-044-210 | DIS      | 1J  |     |       | R    | 1:00- 1:50P   | MS 5233       |                 | 29       |    |       | 0.0   |
|   |                      | Y       | 142-044-211 | DIS      | 1K  |     |       | F    | 10:00- 10:50A | MS 5118       |                 | 29       |    |       | 0.0   |
|   |                      | Y       | 142-044-212 | DIS      | 1L  |     |       | F    | 12:00- 12:50P | WGYOUNG 2200  |                 | 29       |    |       | 0.0   |
| <p>FOR CHEMISTRY 14CL IF YOU ARE MORE THAN 30 MINUTES LATE TO LABORATORY DURING THE FIRST TWO WEEKS OF THE QUARTER, YOUR SPACE WILL BE REASSIGNED AND YOU MUST DROP THE COURSE YOURSELF. For the remainder of the quarter, you are more than 30 minutes late, you may NOT be able to complete the current laboratory and may not have the opportunity to make up the missed work, resulting in a non-passing grade for that experiment.</p> |                      |         |             |          |     |     |       |      |               |               |                 |          |    |       |       |
| 14CL  | GEN&ORGN CHEM LAB 2  | Y       | -----       | LEC      | 1   |     | \$ 49 | R    | 8:00- 8:50A   | WGYOUNG CS24  | HENARY, M.M.    | 200      | 12 | SO    | 4.0   |
|   |                      | Y       | 142-119-201 | LAB      | 1A  |     |       | TR   | 11:00- 1:50P  | WGYOUNG 1336  |                 | 20       |    |       | 0.0   |
|   |                      | Y       | 142-119-202 | LAB      | 1B  |     |       | TR   | 11:00- 1:50P  | WGYOUNG 1340  |                 | 20       |    |       | 0.0   |
|   |                      | Y       | 142-119-203 | LAB      | 1C  |     |       | TR   | 2:00- 4:50P   | WGYOUNG 1336  |                 | 20       |    |       | 0.0   |
|   |                      | Y       | 142-119-204 | LAB      | 1D  |     |       | TR   | 2:00- 4:50P   | WGYOUNG 1340  |                 | 20       |    |       | 0.0   |
|   |                      | Y       | 142-119-205 | LAB      | 1E  |     |       | TR   | 6:30- 9:20P   | WGYOUNG 1336  |                 | 20       |    |       | 0.0   |
|   |                      | Y       | 142-119-206 | LAB      | 1F  |     |       | TR   | 6:30- 9:20P   | WGYOUNG 1340  |                 | 20       |    |       | 0.0   |
|   |                      | Y       | 142-119-207 | LAB      | 1G  |     |       | TR   | 6:30- 9:20P   | WGYOUNG 1370  |                 | 20       |    |       | 0.0   |
|   |                      | Y       | 142-119-208 | LAB      | 1H  |     |       | WF   | 1:00- 3:50P   | WGYOUNG 1336  |                 | 20       |    |       | 0.0   |
|   |                      | Y       | 142-119-209 | LAB      | 1I  |     |       | WF   | 1:00- 3:50P   | WGYOUNG 1340  |                 | 20       |    |       | 0.0   |
|   |                      | Y       | 142-119-210 | LAB      | 1J  |     |       | WF   | 1:00- 3:50P   | WGYOUNG 1343  |                 | 20       |    |       | 0.0   |
| <p>For Chemistry 14D there will be a MANDATORY midterm examination from 6:50p. north following Tuesdays October 26 and November 16 2010. It may not be possible to resolve conflicts between the evening examinations and other courses, so be very careful to avoid conflicts if possible when enrolling.</p>  |                      |         |             |          |     |     |       |      |               |               |                 |          |    |       |       |
| 14D   | ORGN REACT&PHRMCTCLY | Y       | -----       | LEC      | 1   |     |       | MWF  | 11:00- 11:50A | WGYOUNG CS50  | HARDINGER, S.A. | 350      | 04 | SO    | 4.0   |
|   |                      | Y       | 142-045-201 | DIS      | 1A  |     |       | M    | 12:00- 12:50P | WGYOUNG 1044  |                 | 30       |    |       | 0.0   |
|   |                      | Y       | 142-045-202 | DIS      | 1B  |     |       | M    | 1:00- 1:50P   | MS 5148       |                 | 30       |    |       | 0.0   |
|   |                      | Y       | 142-045-203 | DIS      | 1C  |     |       | T    | 8:00- 8:50A   | LAKRETZ 120   |                 | 29       |    |       | 0.0   |
|   |                      | Y       | 142-045-204 | DIS      | 1D  |     |       | T    | 11:00- 11:50A | BOTANY 133    |                 | 29       |    |       | 0.0   |
|   |                      | Y       | 142-045-205 | DIS      | 1E  |     |       | T    | 1:00- 1:50P   | BOELTER 5252  |                 | 29       |    |       | 0.0   |
|   |                      | Y       | 142-045-206 | DIS      | 1F  |     |       | W    | 9:00- 9:50A   | LAKRETZ 120   |                 | 29       |    |       | 0.0   |
|   |                      | Y       | 142-045-207 | DIS      | 1G  |     |       | W    | 10:00- 10:50A | MS 5147       |                 | 29       |    |       | 0.0   |
|   |                      | Y       | 142-045-208 | DIS      | 1H  |     |       | R    | 8:00- 8:50A   | BOTANY 133    |                 | 29       |    |       | 0.0   |

| CATALOG NUMBER   | COURSE TITLE        | ENF REQ  | ID                  | CLS NUMB | TYP         | SEC   | FEE   | DAYS          | TIME          | BUILDING/ROOM | INSTRUCTOR   | ENRL CAP      | XC            | GD TP | UNITS |     |     |
|--|---------------------|--|---------------------|----------|-------------|-------|-------|---------------|---------------|---------------|--------------|---------------|---------------|-------|-------|-----|-----|
| 20A  | CHEMICAL STRUCTURE  | Y  | 142-045-209         | DIS      | 11          |       |       | R             | 10:00- 10:50A | BOTANY 133    |              | 29            |               |       | 0.0   |     |     |
|  |                     | Y  | 142-045-210         | DIS      | 1J          |       |       | R             | 1:00- 1:50P   | BOELTER 4413  |              | 29            |               |       | 0.0   |     |     |
|  |                     | Y  | 142-045-211         | DIS      | 1K          |       |       | F             | 9:00- 9:50A   | MS 5203       |              | 29            |               |       | 0.0   |     |     |
|  |                     | Y  | 142-045-212         | DIS      | 1L          |       |       | F             | 1:00- 1:50P   | BUNCHE 2178   |              | 29            |               |       | 0.0   |     |     |
|  |                     | Y  | -----               | LEC      | 1           |       |       |               | MWF           | 12:00- 12:50P | WGYOUNG CS24 | BAUGH, D.A.   | 235           | 05    | SO    | 4.0 |     |
|  |                     | Y  | 142-140-201         | DIS      | 1A          |       |       |               | M             | 1:00- 1:50P   | MS 5233      |               | 27            |       |       | 0.0 |     |
|  |                     | Y  | 142-140-202         | DIS      | 1B          |       |       |               | M             | 2:00- 2:50P   | GEOLOGY 4660 |               | 26            |       |       | 0.0 |     |
|  |                     | Y  | 142-140-203         | DIS      | 1C          |       |       |               | T             | 8:00- 8:50A   | WGYOUNG 3069 |               | 26            |       |       | 0.0 |     |
|  |                     | Y  | 142-140-204         | DIS      | 1D          |       |       |               | T             | 2:00- 2:50P   | MS 5233      |               | 26            |       |       | 0.0 |     |
|  |                     | Y  | 142-140-205         | DIS      | 1E          |       |       |               | W             | 1:00- 1:50P   | MS 5233      |               | 26            |       |       | 0.0 |     |
|  |                     | Y  | 142-140-206         | DIS      | 1F          |       |       |               | R             | 10:00- 10:50A | MS 5217      |               | 26            |       |       | 0.0 |     |
|  |                     | Y  | 142-140-207         | DIS      | 1G          |       |       |               | R             | 11:00- 11:50A | MS 5225      |               | 26            |       |       | 0.0 |     |
|  |                     | Y  | 142-140-208         | DIS      | 1H          |       |       |               | F             | 9:00- 9:50A   | MS 5217      |               | 26            |       |       | 0.0 |     |
|  |                     | Y  | 142-140-209         | DIS      | 1I          |       |       |               | F             | 1:00- 1:50P   | MS 5203      |               | 26            |       |       | 0.0 |     |
|  |                     | Y  | -----               | LEC      | 2           |       |       |               | MWF           | 1:00- 1:50P   | WGYOUNG CS50 | BAUGH, D.A.   | 350           | 06    | SO    | 4.0 |     |
|  |                     | Y  | 142-140-221         | DIS      | 2A          |       |       |               | T             | 8:00- 8:50A   | BOELTER 5264 |               | 30            |       |       | 0.0 |     |
|  |                     | Y  | 142-140-222         | DIS      | 2B          |       |       |               | T             | 9:00- 9:50A   | WGYOUNG 1044 |               | 30            |       |       | 0.0 |     |
|  |                     | Y  | 142-140-223         | DIS      | 2C          |       |       |               | T             | 1:00- 1:50P   | MS 5225      |               | 29            |       |       | 0.0 |     |
|  |                     | Y  | 142-140-224         | DIS      | 2D          |       |       |               | W             | 8:00- 8:50A   | GEOLOGY 6704 |               | 29            |       |       | 0.0 |     |
|  |                     | Y  | 142-140-225         | DIS      | 2E          |       |       |               | W             | 9:00- 9:50A   | MS 5217      |               | 29            |       |       | 0.0 |     |
|  |                     | Y  | 142-140-226         | DIS      | 2F          |       |       |               | W             | 2:00- 2:50P   | LAKRETZ 120  |               | 29            |       |       | 0.0 |     |
|  |                     | Y  | 142-140-227         | DIS      | 2G          |       |       |               | R             | 8:00- 8:50A   | BOELTER 5264 |               | 29            |       |       | 0.0 |     |
|  |                     | Y  | 142-140-228         | DIS      | 2H          |       |       |               | R             | 9:00- 9:50A   | MS 5217      |               | 29            |       |       | 0.0 |     |
|  |                     | Y  | 142-140-229         | DIS      | 2I          |       |       |               | R             | 10:00- 10:50A | LAKRETZ 120  |               | 29            |       |       | 0.0 |     |
|  |                     | Y  | 142-140-230         | DIS      | 2J          |       |       |               | F             | 9:00- 9:50A   | MS 5233      |               | 29            |       |       | 0.0 |     |
|  |                     | Y  | 142-140-231         | DIS      | 2K          |       |       |               | F             | 10:00- 10:50A | MS 5147      |               | 29            |       |       | 0.0 |     |
|  |                     | Y  | 142-140-232         | DIS      | 2L          |       |       |               | F             | 2:00- 2:50P   | WGYOUNG 1044 |               | 29            |       |       | 0.0 |     |
|  |                     | Y  | -----               | LEC      | 3           |       |       |               | MWF           | 3:00- 3:50P   | WGYOUNG CS50 | SCERRI, E.R.  | 350           | 08    | SO    | 4.0 |     |
|  |                     | Y  | 142-140-241         | DIS      | 3A          |       |       |               | T             | 8:00- 8:50A   | GEOLOGY 6704 |               | 30            |       |       | 0.0 |     |
|  |                     | Y  | 142-140-242         | DIS      | 3B          |       |       |               | T             | 9:00- 9:50A   | LAKRETZ 120  |               | 30            |       |       | 0.0 |     |
| Y  | 142-140-243         | DIS  | 3C                  |          |             |       | T     | 1:00- 1:50P   | GEOLOGY 6704  |               | 29           |               |               | 0.0   |       |     |     |
| Y  | 142-140-244         | DIS  | 3D                  |          |             |       | W     | 9:00- 9:50A   | BOELTER 5252  |               | 29           |               |               | 0.0   |       |     |     |
| Y  | 142-140-245         | DIS  | 3E                  |          |             |       | W     | 11:00- 11:50A | GEOLOGY 4645  |               | 29           |               |               | 0.0   |       |     |     |
| Y  | 142-140-246         | DIS  | 3F                  |          |             |       | W     | 2:00- 2:50P   | GEOLOGY 4645  |               | 29           |               |               | 0.0   |       |     |     |
| Y  | 142-140-247         | DIS  | 3G                  |          |             |       | R     | 8:00- 8:50A   | LAKRETZ 120   |               | 29           |               |               | 0.0   |       |     |     |
| Y  | 142-140-248         | DIS  | 3H                  |          |             |       | R     | 2:00- 2:50P   | WGYOUNG 1044  |               | 29           |               |               | 0.0   |       |     |     |
| Y  | 142-140-249         | DIS  | 3I                  |          |             |       | R     | 3:00- 3:50P   | WGYOUNG 1044  |               | 29           |               |               | 0.0   |       |     |     |
| Y  | 142-140-250         | DIS  | 3J                  |          |             |       | F     | 9:00- 9:50A   | LAKRETZ 120   |               | 29           |               |               | 0.0   |       |     |     |
| Y  | 142-140-251         | DIS  | 3K                  |          |             |       | F     | 11:00- 11:50A | BOELTER 4283  |               | 29           |               |               | 0.0   |       |     |     |
| Y  | 142-140-252         | DIS  | 3L                  |          |             |       | F     | 12:00- 12:50P | HUMANTS A26   |               | 29           |               |               | 0.0   |       |     |     |
| FOR CHEMISTRY 20L IF YOU ARE MORE THAN 30 MINUTES LATE TO LABORATORY DURING THE FIRST TWO WEEKS OF THE QUARTER YOUR SPACE WILL BE REASSIGNED AND YOU MUST DROP THE COURSE YOURSELF. For the remainder of the quarter if you are more than 30 minutes late, you may NOT be able to complete the current laboratory and may not have the opportunity to make up the missed work, resulting in a non-passing grade for that experiment. |                     |  |                     |          |             |       |       |               |               |               |              |               |               |       |       |     |     |
| 20L  | GENRL CHEMISTRY LAB | Y  | Y                   | -----    | LEC         | 1     | \$ 48 | R             | 9:00- 9:50A   | WGYOUNG CS76  | PANG, J.W.   | 120           | 12            | SO    | 3.0   |     |     |
|  |                     | Y  | 142-142-201         | LAB      | 1A          |       |       | T             | 11:00- 1:50P  | WGYOUNG 1370  |              | 20            |               |       | 0.0   |     |     |
|  |                     | Y  | 142-142-202         | LAB      | 1B          |       |       | T             | 11:00- 1:50P  | WGYOUNG 1379  |              | 20            |               |       | 0.0   |     |     |
|  |                     | Y  | 142-142-203         | LAB      | 1C          |       |       | T             | 2:00- 4:50P   | WGYOUNG 1370  |              | 20            |               |       | 0.0   |     |     |
|  |                     | Y  | 142-142-204         | LAB      | 1D          |       |       | T             | 2:00- 4:50P   | WGYOUNG 1379  |              | 20            |               |       | 0.0   |     |     |
|  |                     | Y  | 142-142-205         | LAB      | 1E          |       |       | W             | 1:00- 3:50P   | WGYOUNG 1379  |              | 20            |               |       | 0.0   |     |     |
|  |                     | Y  | 142-142-206         | LAB      | 1F          |       |       | F             | 1:00- 3:50P   | WGYOUNG 1370  |              | 20            |               |       | 0.0   |     |     |
|  |                     | Y  | -----               | LEC      | 1           |       |       |               | MWF           | 10:00- 10:50A | WGYOUNG CS24 | HARRAN, P.G.  | 235           | 03    | SO    | 4.0 |     |
| 30A  | ORGANIC CHEM I      | Y  | 142-088-201         | DIS      | 1A          |       |       | M             | 12:00- 12:50P | MS 5233       |              | 27            |               |       | 0.0   |     |     |
|  |                     | Y  | 142-088-202         | DIS      | 1B          |       |       | M             | 1:00- 1:50P   | WGYOUNG 1044  |              | 26            |               |       | 0.0   |     |     |
|  |                     | Y  | 142-088-203         | DIS      | 1C          |       |       | T             | 9:00- 9:50A   | BOELTER 4413  |              | 26            |               |       | 0.0   |     |     |
|  |                     | Y  | 142-088-204         | DIS      | 1D          |       |       | W             | 9:00- 9:50A   | BOELTER 4413  |              | 26            |               |       | 0.0   |     |     |
|  |                     | Y  | 142-088-205         | DIS      | 1E          |       |       | W             | 12:00- 12:50P | MS 5217       |              | 26            |               |       | 0.0   |     |     |
|  |                     | Y  | 142-088-206         | DIS      | 1F          |       |       | R             | 8:00- 8:50A   | GEOLOGY 6704  |              | 26            |               |       | 0.0   |     |     |
|  |                     | Y  | 142-088-207         | DIS      | 1G          |       |       | R             | 10:00- 10:50A | MS 5233       |              | 26            |               |       | 0.0   |     |     |
|  |                     | Y  | 142-088-208         | DIS      | 1H          |       |       | F             | 12:00- 12:50P | BOELTER 5273  |              | 26            |               |       | 0.0   |     |     |
|  |                     | Y  | 142-088-209         | DIS      | 1I          |       |       | F             | 1:00- 1:50P   | MS 5233       |              | 26            |               |       | 0.0   |     |     |
|  |                     | FOR CHEMISTRY 30A IF YOU ARE MORE THAN 30 MINUTES LATE TO LABORATORY DURING THE FIRST TWO WEEKS OF THE QUARTER YOUR SPACE WILL BE REASSIGNED AND YOU MUST DROP THE COURSE YOURSELF. For the remainder of the quarter if you are more than 30 minutes late, you may NOT be able to complete the current laboratory and may not have the opportunity to make up the missed work, resulting in a non-passing grade for that experiment. |                     |          |             |       |       |               |               |               |              |               |               |       |       |     |     |
|  |                     | 30AL   | GEN CHEMISTRY LAB 2 | Y        | Y           | ----- | LEC   | 1             | \$ 50         | F             | 8:00- 8:50A  | WGYOUNG CS50  | RUSSELL, A.A. | 180   | 03    | SO  | 4.0 |
|  |                     |  |                     | Y        | 142-185-201 | LAB   | 1A    |               |               | TR            | 8:00- 10:50A | WGYOUNG 1337  |               | 20    |       |     | 0.0 |
| Y  | 142-185-202         |  |                     | LAB      | 1B          |       |       | TR            | 8:00- 10:50A  | WGYOUNG 1343  |              | 20            |               |       | 0.0   |     |     |
| Y  | 142-185-203         |  |                     | LAB      | 1C          |       |       | TR            | 11:00- 1:50P  | WGYOUNG 1337  |              | 20            |               |       | 0.0   |     |     |
| Y  | 142-185-204         |  |                     | LAB      | 1D          |       |       | TR            | 11:00- 1:50P  | WGYOUNG 1343  |              | 20            |               |       | 0.0   |     |     |
| Y  | 142-185-205         |  |                     | LAB      | 1E          |       |       | TR            | 2:00- 4:50P   | WGYOUNG 1337  |              | 20            |               |       | 0.0   |     |     |
| Y  | 142-185-206         |  |                     | LAB      | 1F          |       |       | TR            | 2:00- 4:50P   | WGYOUNG 1343  |              | 20            |               |       | 0.0   |     |     |
| Y  | 142-185-207         |  |                     | LAB      | 1G          |       |       | TR            | 6:30- 9:20P   | WGYOUNG 1337  |              | 20            |               |       | 0.0   |     |     |
| Y  | 142-185-208         |  |                     | LAB      | 1H          |       |       | TR            | 6:30- 9:20P   | WGYOUNG 1343  |              | 20            |               |       | 0.0   |     |     |
| Y  | 142-185-209         |  |                     | LAB      | 1I          |       |       | WF            | 1:00- 3:50P   | WGYOUNG 1337  |              | 20            |               |       | 0.0   |     |     |
| Y  | -----               |  |                     | LEC      | 1           |       |       |               | MWF           | 11:00- 11:50A | WGYOUNG CS24 | MAYNARD, H.D. | 235           | 04    | SO    | 4.0 |     |
| 30B  | ORGANIC CHEM II     |  |                     | Y        | 142-091-201 | DIS   | 1A    |               |               | M             | 1:00- 1:50P  | GEOLOGY 4645  |               | 27    |       |     | 0.0 |
|  |                     | Y  | 142-091-202         | DIS      | 1B          |       |       | M             | 2:00- 2:50P   | WGYOUNG 1044  |              | 26            |               |       | 0.0   |     |     |
|  |                     | Y  | 142-091-203         | DIS      | 1C          |       |       | T             | 12:00- 12:50P | BOELTER 5252  |              | 26            |               |       | 0.0   |     |     |
|  |                     | Y  | 142-091-204         | DIS      | 1D          |       |       | W             | 9:00- 9:50A   | MS 5233       |              | 26            |               |       | 0.0   |     |     |
|  |                     | Y  | 142-091-205         | DIS      | 1E          |       |       | W             | 2:00- 2:50P   | WGYOUNG 3069  |              | 26            |               |       | 0.0   |     |     |
|  |                     | Y  | 142-091-206         | DIS      | 1F          |       |       | R             | 9:00- 9:50A   | BOELTER 4413  |              | 26            |               |       | 0.0   |     |     |
|  |                     | Y  | 142-091-207         | DIS      | 1G          |       |       | R             | 12:00- 12:50P | BOELTER 4413  |              | 26            |               |       | 0.0   |     |     |
|  |                     | Y  | 142-091-208         | DIS      | 1H          |       |       | F             | 9:00- 9:50A   | MS 6201       |              | 26            |               |       | 0.0   |     |     |
|  |                     | Y  | 142-091-209         | DIS      | 1I          |       |       | F             | 10:00- 10:50A | BOELTER 4283  |              | 26            |               |       | 0.0   |     |     |
|  |                     | FOR CHEMISTRY 30B IF YOU ARE MORE THAN 30 MINUTES LATE TO LABORATORY DURING THE FIRST TWO WEEKS OF THE QUARTER YOUR SPACE WILL BE REASSIGNED AND YOU MUST DROP THE COURSE YOURSELF. For the remainder of the quarter if you are more than 30 minutes late, you may NOT be able to complete the current laboratory and may not have the opportunity to make up the missed work, resulting in a non-passing grade for that experiment. |                     |          |             |       |       |               |               |               |              |               |               |       |       |     |     |
| 30BL   | ORGANIC CHEM LAB 1  | Y  | Y                   | -----    | LEC         | 1     | \$ 60 | M             | 3:00- 3:50P   | WGYOUNG CS76  | BACHER, A.D. | 120           | 08            | SO    | 3.0   |     |     |
|  |                     | Y  | 142-187-201         | LAB      | 1A          |       |       | T             | 1:00- 4:50P   | WGYOUNG 1096  |              | 20            |               |       | 0.0   |     |     |
|  |                     | Y  | 142-187-202         | LAB      | 1B          |       |       | T             | 1:00- 4:50P   | WGYOUNG 1111  |              | 20            |               |       | 0.0   |     |     |
|  |                     | Y  | 142-187-203         | LAB      | 1C          |       |       | W             | 1:00- 4:50P   | WGYOUNG 1096  |              | 20            |               |       | 0.0   |     |     |
|  |                     | Y  | 142-187-204         | LAB      | 1D          |       |       | W             | 1:00- 4:50P   | WGYOUNG 1111  |              | 20            |               |       | 0.0   |     |     |



| CATALOG NUMBER   | COURSE TITLE         | ENF REQ     | ID          | CLS NUMB    | TYP | SEC   | FEE   | DAYS | TIME          | BUILDING/ROOM | INSTRUCTOR      | ENRL CAP | XC | GD TP | UNITS |
|--|----------------------|-------------|-------------|-------------|-----|-------|-------|------|---------------|---------------|-----------------|----------|----|-------|-------|
|  |                      | Y           |             | 142-187-205 | LAB | 1E    |       | R    | 1:00- 4:50P   | WG YOUNG 1096 |                 | 20       |    |       | 0.0   |
|  |                      | Y           |             | 142-187-206 | LAB | 1F    |       | R    | 1:00- 4:50P   | WG YOUNG 1111 |                 | 20       |    |       | 0.0   |
| Chemistry 30CL is limited to Chemistry and Biochemistry majors on their first enrollment pass FOR CHEMISTRY 30CL IF YOU ARE MORE THAN 3 MINUTES LATE TO LABORATORY DURING THE FIRST TWO WEEKS OF THE QUARTER, YOURS PAC WILL BE REASSIGNED AND YOU MUST DROP THE COURSE YOURSELF. For the remainder of the quarter if you are more than 30 minutes late you may NOT be able to complete the current laboratory and may not have the opportunity to make up the missed work, resulting in a nonpassing grade for that experiment.   |                      |             |             |             |     |       |       |      |               |               |                 |          |    |       |       |
| 30CL   | ORGANIC CHEM LAB 2   | Y           | Y           | -----       | LEC | 1     | \$ 60 | TR   | 12:00- 12:50P | WG YOUNG 2200 | BACHER, A.D.    | 72       | 14 | SO    | 4.0   |
| RESTRICT: CHEMISTRY, BIOCHEMISTRY MAJORS   |                      |             |             |             |     |       |       |      |               |               |                 |          |    |       |       |
|  |                      | Y           |             | 142-189-201 | LAB | 1A    |       | TR   | 8:00- 10:50A  | WG YOUNG 6086 |                 | 12       |    |       | 0.0   |
|  |                      | Y           |             | 142-189-202 | LAB | 1B    |       | TR   | 8:00- 10:50A  | WG YOUNG 6072 |                 | 12       |    |       | 0.0   |
|  |                      | Y           |             | 142-189-203 | LAB | 1C    |       | TR   | 1:00- 3:50P   | WG YOUNG 6086 |                 | 12       |    |       | 0.0   |
|  |                      | Y           |             | 142-189-204 | LAB | 1D    |       | TR   | 1:00- 3:50P   | WG YOUNG 6072 |                 | 12       |    |       | 0.0   |
|  |                      | Y           |             | 142-189-205 | LAB | 1E    |       | WF   | 1:00- 3:50P   | WG YOUNG 6086 |                 | 12       |    |       | 0.0   |
|  |                      | Y           |             | 142-189-206 | LAB | 1F    |       | WF   | 1:00- 3:50P   | WG YOUNG 6072 |                 | 12       |    |       | 0.0   |
| For Chemistry 98XA, laboratory 1 is for life sciences major taking Chemistry 14A, laboratory 2 is for life sciences major taking Chemistry 14B, and laboratory 3 is for life sciences major taking Chemistry 14C or 14D.   |                      |             |             |             |     |       |       |      |               |               |                 |          |    |       |       |
| 98XA   | PEERS COLLAB WRKSHPY | 42-290-201L | LAB         | 1           |     |       |       | TR   | 4:30- 5:50P   | MS 3974       | WEISS, R.L.     | 0        | 30 | PN    | 1.0   |
|  |                      | 42-290-203L | LAB         | 3           |     |       |       | MW   | 4:30- 5:50P   |               | WEISS, R.L.     | 0        | 30 | PN    | 1.0   |
| For Chemistry 98XB, laboratory 1 is for physical sciences and engineering major taking Chemistry 20A, laboratory 2 is for physical sciences and engineering major taking Chemistry 20B, and laboratory 3 is for physical sciences and engineering major taking Chemistry 30A or 30B.   |                      |             |             |             |     |       |       |      |               |               |                 |          |    |       |       |
| 98XB   | PEERS COLLAB WRKSHPY | 42-291-201L | LAB         | 1           |     |       |       | MW   | 4:30- 5:50P   | MS 3974       | WEISS, R.L.     | 0        | 30 | PN    | 1.0   |
|  |                      | 42-291-203L | LAB         | 3           |     |       |       | MW   | 4:30- 5:50P   |               | WEISS, R.L.     | 0        | 30 | PN    | 1.0   |
| For Chemistry 110A, lecture 1, there will be two MANDATORY midterm examinations from 5 to 7 p.m. on the following Thursdays: October 28 and November 18, 2010.   |                      |             |             |             |     |       |       |      |               |               |                 |          |    |       |       |
| 110A   | PHYS-THERMODYNAMICS  | Y           | -----       | LEC         | 1   |       |       | MWF  | 10:00- 10:50A | WG YOUNG 2200 | FELKER, P.M.    | 70       | 03 | SO    | 4.0   |
|  |                      | Y           | 42-350-201L | DIS         | 1A  |       |       | T    | 10:00- 10:50A | WG YOUNG 2200 |                 | 70       |    |       | 0.0   |
|  |                      | Y           | -----       | TUT         | 1AA |       |       | R    | 10:00- 10:50A | WG YOUNG 2200 |                 | 70       |    |       | 0.0   |
| For Chemistry 110A, lecture 2, there will be two MANDATORY midterm examinations from 5 to 7 p.m. on the following Thursdays: October 28 and November 18, 2010.   |                      |             |             |             |     |       |       |      |               |               |                 |          |    |       |       |
|  |                      | Y           | Y           | -----       | LEC | 2     |       | MWF  | 11:00- 11:50A | WG YOUNG 2200 | FELKER, P.M.    | 70       | 03 | SO    | 4.0   |
|  |                      | Y           | 42-350-211L | DIS         | 2A  |       |       | T    | 11:00- 11:50A | WG YOUNG 2200 |                 | 70       |    |       | 0.0   |
|  |                      | Y           | -----       | TUT         | 2AA |       |       | R    | 11:00- 11:50A | WG YOUNG 2200 |                 | 70       |    |       | 0.0   |
| Chemistry 113A is limited to Chemistry majors on the priority and first enrollment passes.   |                      |             |             |             |     |       |       |      |               |               |                 |          |    |       |       |
| 113A   | PHYS-QUANTM MECHNC   | SY          | -----       | LEC         | 1   |       |       | MWF  | 9:00- 9:50A   | WG YOUNG 2200 | LEVINE, R.D.    | 45       | 02 | SO    | 4.0   |
| RESTRICT: CHEMISTRY MAJORS   |                      |             |             |             |     |       |       |      |               |               |                 |          |    |       |       |
|  |                      | Y           | 42-381-201L | DIS         | 1A  |       |       | T    | 9:00- 9:50A   | WG YOUNG 2200 |                 | 45       |    |       | 0.0   |
|  |                      | Y           | -----       | TUT         | 1AA |       |       | R    | 9:00- 9:50A   | WG YOUNG 2200 |                 | 45       |    |       | 0.0   |
| 114  | PHYSICAL CHEM LAB    | Y           | Y           | -----       | LEC | 1     | \$ 55 | TR   | 12:00- 12:50P | WG YOUNG 1044 | GIMZEWSKI, J.K. | 0        | 30 | SO    | 5.0   |
|  |                      | Y           | 42-410-201L | LAB         | 1A  | \$ 55 |       | WF   | 1:00- 4:50P   | WG YOUNG 1110 |                 | 0        |    |       | 0.0   |
| C115A  | QUANTUM CHEMISTRY    | Y           | -----       | LEC         | 1   |       |       | TR   | 10:00- 11:50A | WG YOUNG 3069 | LIN, Y.         | 20       | 13 | SO    | 4.0   |
|  |                      | Y           | 42-415-201L | DIS         | 1A  |       |       | F    | 11:00- 11:50A | WG YOUNG 3069 |                 | 20       |    |       | 0.0   |
| 118  | COLLOIDAL DYNMC LAB  | Y           | -----       | LEC         | 1   |       |       | TR   | 12:00- 12:50P | WG YOUNG 3069 | THE STAFF       | 12       | 30 | LG    | 4.0   |
|  |                      | Y           | 42-408-201L | LAB         | 1A  |       |       | TBA  |               |               |                 | 12       |    |       | 0.0   |
| C123A  | CLASS&STAT THERMDYNY | Y           | -----       | LEC         | 1   |       |       | MW   | 10:00- 11:50A | WG YOUNG 3069 | SCHWARTZ, B.J.  | 20       | 03 | SO    | 4.0   |
|  |                      | Y           | 42-455-201L | DIS         | 1A  |       |       | F    | 10:00- 10:50A | WG YOUNG 3069 |                 | 20       |    |       | 0.0   |
| 125  | COMPUTERS IN CHEM    | Y           | 42-465-200L | LEC         | 1   |       |       | MWF  | 1:00- 1:50P   | WG YOUNG 2200 | KOPELEVICH, M.  | 50       | 06 | SO    | 4.0   |
| FOR CHEMISTRY 144 IF YOU ARE MORE THAN 3 MINUTES LATE TO LABORATORY DURING THE FIRST TWO WEEKS OF THE QUARTER, YOURS PAC WILL BE REASSIGNED AND YOU MUST DROP THE COURSE YOURSELF. For the remainder of the quarter if you are more than 30 minutes late you may NOT be able to complete the current laboratory and may not have the opportunity to make up the missed work, resulting in a nonpassing grade for that experiment.  |                      |             |             |             |     |       |       |      |               |               |                 |          |    |       |       |
| 144  | ORGANIC SYNTHESIS    | Y           | Y           | -----       | LEC | 1     | \$ 60 | TR   | 10:00- 10:50A | WG YOUNG 4216 | JUNG, M.E.      | 0        | 14 | SO    | 5.0   |
|  |                      | Y           | 142-576-201 | LAB         | 1A  |       |       | TR   | 12:30- 4:20P  | WG YOUNG 6110 |                 | 0        |    |       | 0.0   |
|  |                      | Y           | 142-576-202 | LAB         | 1B  |       |       | WF   | 12:30- 4:20P  | WG YOUNG 6110 |                 | 0        |    |       | 0.0   |
| 153A   | STRCTR&ENZMS&MTBLSM  | Y           | -----       | LEC         | 1   |       |       | MTWF | 10:00- 10:50A | WG YOUNG CS76 | WEISS, R.L.     | 235      | 03 | SO    | 4.0   |
| RESTRICT: DEPARTMENT CONSENT   |                      |             |             |             |     |       |       |      |               |               |                 |          |    |       |       |
|  |                      | Y           | 142-637-201 | DIS         | 1A  |       |       | M    | 12:00- 12:50P | GEOLOGY 4645  |                 | 27       |    |       | 0.0   |
|  |                      | Y           | 142-637-202 | DIS         | 1B  |       |       | T    | 8:00- 8:50A   | BOELTER 5273  |                 | 26       |    |       | 0.0   |
|  |                      | Y           | 142-637-203 | DIS         | 1C  |       |       | T    | 11:00- 11:50A | WG YOUNG 1044 |                 | 26       |    |       | 0.0   |
|  |                      | Y           | 142-637-204 | DIS         | 1D  |       |       | W    | 12:00- 12:50P | WG YOUNG 4216 |                 | 26       |    |       | 0.0   |
|  |                      | Y           | 142-637-205 | DIS         | 1E  |       |       | W    | 1:00- 1:50P   | MS 5203       |                 | 26       |    |       | 0.0   |
|  |                      | Y           | 142-637-206 | DIS         | 1F  |       |       | R    | 9:00- 9:50A   | MS 5225       |                 | 26       |    |       | 0.0   |
|  |                      | Y           | 142-637-207 | DIS         | 1G  |       |       | R    | 11:00- 11:50A | WG YOUNG 1044 |                 | 26       |    |       | 0.0   |
|  |                      | Y           | 142-637-208 | DIS         | 1H  |       |       | F    | 12:00- 12:50P | WG YOUNG 4216 |                 | 26       |    |       | 0.0   |
|  |                      | Y           | 142-637-209 | DIS         | 1I  |       |       | F    | 1:00- 1:50P   | BUNCHE 3211   |                 | 26       |    |       | 0.0   |
|  |                      | Y           | Y           | -----       | LEC | 2     |       | MTWF | 12:00- 12:50P | WG YOUNG CS76 | WEISS, R.L.     | 235      | 05 | SO    | 4.0   |
|  |                      | Y           | 142-637-221 | DIS         | 2A  |       |       | T    | 9:00- 9:50A   | BOELTER 4283  |                 | 27       |    |       | 0.0   |
|  |                      | Y           | 142-637-222 | DIS         | 2B  |       |       | T    | 10:00- 10:50A | BUNCHE 3157   |                 | 26       |    |       | 0.0   |
|  |                      | Y           | 142-637-223 | DIS         | 2C  |       |       | W    | 10:00- 10:50A | WG YOUNG 1044 |                 | 26       |    |       | 0.0   |
|  |                      | Y           | 142-637-224 | DIS         | 2D  |       |       | W    | 11:00- 11:50A | WG YOUNG 1044 |                 | 26       |    |       | 0.0   |
|  |                      | Y           | 142-637-225 | DIS         | 2E  |       |       | R    | 8:00- 8:50A   | WG YOUNG 3069 |                 | 26       |    |       | 0.0   |
|  |                      | Y           | 142-637-226 | DIS         | 2F  |       |       | R    | 9:00- 9:50A   | MS 5233       |                 | 26       |    |       | 0.0   |
|  |                      | Y           | 142-637-227 | DIS         | 2G  |       |       | R    | 10:00- 10:50A | PUB AFF 2238  |                 | 26       |    |       | 0.0   |
|  |                      | Y           | 142-637-228 | DIS         | 2H  |       |       | F    | 10:00- 10:50A | WG YOUNG 1044 |                 | 26       |    |       | 0.0   |
|  |                      | Y           | 142-637-229 | DIS         | 2I  |       |       | F    | 11:00- 11:50A | WG YOUNG 1044 |                 | 26       |    |       | 0.0   |
| 153B   | DNA&RNA&PROTN SYNTHY | Y           | -----       | LEC         | 1   |       |       | MWF  | 1:00- 1:50P   | WG YOUNG CS24 | CLUBB, R.T.     | 80       | 06 | SO    | 4.0   |
|  |                      | Y           | 142-638-201 | DIS         | 1A  |       |       | T    | 1:00- 1:50P   | WG YOUNG 4216 |                 | 40       |    |       | 0.0   |
|  |                      | Y           | 142-638-202 | DIS         | 1B  |       |       | R    | 1:00- 1:50P   | WG YOUNG 4216 |                 | 40       |    |       | 0.0   |
| 153C   | METABOLISM&REGULATNY | Y           | -----       | LEC         | 1   |       |       | MWF  | 2:00- 2:50P   | WG YOUNG CS24 | CLARKE, S.G.    | 120      | 07 | SO    | 4.0   |
|  |                      | Y           | 142-639-201 | DIS         | 1A  |       |       | T    | 9:00- 9:50A   | WG YOUNG 3069 |                 | 30       |    |       | 0.0   |
|  |                      | Y           | 142-639-202 | DIS         | 1B  |       |       | T    | 1:00- 1:50P   | WG YOUNG 1044 |                 | 30       |    |       | 0.0   |
|  |                      | Y           | 142-639-203 | DIS         | 1C  |       |       | R    | 9:00- 9:50A   | WG YOUNG 3069 |                 | 30       |    |       | 0.0   |
|  |                      | Y           | 142-639-204 | DIS         | 1D  |       |       | R    | 2:00- 2:50P   | BOELTER 5272  |                 | 30       |    |       | 0.0   |
|  |                      | Y           | -----       | TUT         | G1  |       |       | TR   | 2:00- 2:50P   | KNSY PV 1220B | CLARKE, S.G.    | 120      |    |       | 0.0   |
| FOR CHEMISTRY 153L IF YOU ARE MORE THAN 3 MINUTES LATE TO LABORATORY DURING THE FIRST TWO WEEKS OF THE QUARTER, YOURS PAC WILL BE REASSIGNED AND YOU MUST DROP THE COURSE YOURSELF. For the remainder of the quarter if you are more than 30 minutes late you may NOT be able to complete the current laboratory and may not have the opportunity to make up the missed work, resulting in a nonpassing grade for that experiment. Some reports for Thursday and Friday sections may be due over the weekend; arrangements with the instructor can be made if there are valid conflicts. |                      |             |             |             |     |       |       |      |               |               |                 |          |    |       |       |
| 153L   | BIOCHEMICAL MTHDS I  | Y           | Y           | -----       | LEC | 1     | \$ 56 | TR   | 11:00- 11:50A | WG YOUNG CS50 | KIM, S.J.       | 308      | 30 | SO    | 4.0   |
|  |                      | Y           | 142-641-201 | LAB         | 1A  |       |       | T    | 1:00- 4:50P   | WG YOUNG 1089 |                 | 22       |    |       | 0.0   |
|  |                      | Y           | 142-641-202 | LAB         | 1B  |       |       | T    | 1:00- 4:50P   | WG YOUNG 1077 |                 | 22       |    |       | 0.0   |
|  |                      | Y           | 142-641-203 | LAB         | 1C  |       |       | T    | 5:30- 9:20P   | WG YOUNG 1089 |                 | 22       |    |       | 0.0   |
|  |                      | Y           | 142-641-204 | LAB         | 1D  |       |       | T    | 5:30- 9:20P   | WG YOUNG 1077 |                 | 22       |    |       | 0.0   |
|  |                      | Y           | 142-641-205 | LAB         | 1E  |       |       | W    | 1:00- 4:50P   | WG YOUNG 1089 |                 | 22       |    |       | 0.0   |
|  |                      | Y           | 142-641-206 | LAB         | 1F  |       |       | W    | 1:00- 4:50P   | WG YOUNG 1077 |                 | 22       |    |       | 0.0   |
|  |                      | Y           | 142-641-207 | LAB         | 1G  |       |       | W    | 5:30- 9:20P   | WG YOUNG 1089 |                 | 22       |    |       | 0.0   |
|  |                      | Y           | 142-641-208 | LAB         | 1H  |       |       | W    | 5:30- 9:20P   | WG YOUNG 1077 |                 | 22       |    |       | 0.0   |
|  |                      | Y           | 142-641-209 | LAB         | 1I  |       |       | R    | 1:00- 4:50P   | WG YOUNG 1089 |                 | 22       |    |       | 0.0   |

| CATALOG NUMBER   | COURSE TITLE          | ENF REQ | ID          | CLB NUMB | TYP | SEC | FEE   | DAYS | TIME          | BUILDING/ROOM | INSTRUCTOR                                      | ENRL CAP | XC | GD TP | UNITS   |
|--|-----------------------|---------|-------------|----------|-----|-----|-------|------|---------------|---------------|---|----------|----|-------|---------|
|  |                       | Y       | 142-641-210 | LAB      | 1J  |     |       | R    | 1:00- 4:50P   | WGYOUNG 1077  |   | 22       |    |       | 0.0     |
|  |                       | Y       | 142-641-211 | LAB      | 1K  |     |       | R    | 5:30- 9:20P   | WGYOUNG 1089  |   | 22       |    |       | 0.0     |
|  |                       | Y       | 142-641-212 | LAB      | 1L  |     |       | R    | 5:30- 9:20P   | WGYOUNG 1077  |   | 22       |    |       | 0.0     |
|  |                       | Y       | 142-641-213 | LAB      | 1M  |     |       | F    | 1:00- 4:50P   | WGYOUNG 1089  |   | 22       |    |       | 0.0     |
|  |                       | Y       | 142-641-214 | LAB      | 1N  |     |       | F    | 1:00- 4:50P   | WGYOUNG 1077  |   | 22       |    |       | 0.0     |
| FOR CHEMISTRY 154 IF YOU ARE MORE THAN 30 MINUTES LATE FOR LABORATORY DURING THE FIRST TWO WEEKS OF THE QUARTER YOURS PAC WILL BE ASSIGNED AND YOU MUST DROP THE COURSE BY OUR-SELF. For the remainder of the quarter you are more than 30 minutes late, you may NOT be able to complete the current laboratory and may not have the opportunity to make up the missed work, resulting in a non-passing grade for that experiment. |                       |         |             |          |     |     |       |      |               |               |   |          |    |       |         |
| 154  | BIOCHEMICAL MTHDS II  | Y       | Y           | -----    | LEC | 1   | \$ 60 | TR   | 11:00- 11:50A | WGYOUNG CS24  | NAKAMOTO, S.S.                                  | 0        | 30 | SO    | 5.0     |
|  |                       | Y       | 142-640-201 | LAB      | 1A  |     |       | TR   | 12:00- 3:50P  | WGYOUNG 6085  |   | 0        |    |       | 0.0     |
|  |                       | Y       | 142-640-202 | LAB      | 1B  |     |       | TR   | 4:30- 8:20P   | WGYOUNG 6085  |   | 0        |    |       | 0.0     |
| 156  | PHYSICAL BIOCHEM      | Y       | -----       | LEC      | 1   |     |       | MWF  | 1:00- 1:50P   | WGYOUNG CS76  | YEATES, T.O.                                    | 90       | 06 | SO    | 4.0     |
|  |                       | Y       | 142-650-201 | DIS      | 1A  |     |       | T    | 2:00- 2:50P   | WGYOUNG 4216  |   | 40       |    |       | 0.0     |
|  |                       | Y       | 142-650-202 | DIS      | 1B  |     |       | R    | 2:00- 2:50P   | WGYOUNG 4216  |   | 40       |    |       | 0.0     |
| C161A  | PLANT BIOCHEMISTRY    | Y       | -----       | LEC      | 1   |     |       | MRF  | 9:00- 9:50A   | WGYOUNG 4216  | MERCHANT, S.                                    | 25       | 02 | SO    | 4.0     |
|  |                       | Y       | 42-675-201L | DIS      | 1A  |     |       | TW   | 9:00- 9:50A   | WGYOUNG 4216  |   | 25       |    |       | 0.0     |
| 171  | INTRMD INORGNC CHEM   | Y       | -----       | LEC      | 1   |     |       | MWF  | 3:00- 3:50P   | WGYOUNG CS24  | KANER, R.B.                                     | 200      | 08 | SO    | 4.0     |
|  |                       | Y       | 142-725-201 | DIS      | 1A  |     |       | T    | 3:00- 3:50P   | WGYOUNG 4216  |   | 60       |    |       | 0.0     |
|  |                       | Y       | 142-725-202 | DIS      | 1B  |     |       | R    | 3:00- 3:50P   | WGYOUNG 4216  |   | 59       |    |       | 0.0     |
|  |                       | Y       | 142-725-203 | DIS      | 1C  |     |       | W    | 9:00- 9:50A   | GEOLOGY 4660  |   | 53       |    |       | 0.0     |
|  |                       | Y       | 142-725-204 | DIS      | 1D  |     |       | F    | 10:00- 10:50A | GEOLOGY 3656  |   | 59       |    |       | 0.0     |
| 189  | ADV HONORS SEMINARS   | Y       | 42-534-200L | SEM      | 1   |     |       | MF   | 4:00- 4:50P   | WGYOUNG CS24  | KANER, R.B.                                     | 20       | 30 | SO    | 1.0     |
| Chemistry 189, seminar 1: Advanced Honors Seminar for Chemistry and Biochemistry 171, Lecture 1  |                       |         |             |          |     |     |       |      |               |               |   |          |    |       |         |
| 193A   | JOURNAL CLUB SEM      | Y       | 42-858-200L | SEM      | 1   |     |       | R    | 8:30- 9:50A   | WGYOUNG 3096  | WEISS, R.L.                                     | 15       | 30 | LG    | 2.0     |
|  |                       |         |             |          |     |     |       |      |               |               | RESTRICT: DEPARTMENT CONSENT                    |          |    |       |         |
|  |                       | Y       | 42-858-201L | SEM      | 2   |     |       | R    | 2:00- 3:20P   | WGYOUNG 3096  | WEISS, R.L.                                     | 15       | 30 | LG    | 2.0     |
|  |                       |         |             |          |     |     |       |      |               |               | RESTRICT: DEPARTMENT CONSENT                    |          |    |       |         |
| 201  | SCNTFC PROPSL WRNGY   | Y       | 42-006-200L | LEC      | 1   |     |       | T    | 2:00- 3:50P   | WGYOUNG 1044  | KOEHLER, C.M.                                   | 20       | 15 | LG    | 2.0     |
|  |                       |         |             |          |     |     |       |      |               |               | RESTRICT: CHEM, BIOCHEM, GEOCHEM, MOL BIO GRADS |          |    |       |         |
| 203A   | RSRCH INTGRTY&ETHCS   | Y       | 42-019-200L | LEC      | 1   |     |       | T    | 9:00- 10:50A  | BOYER 159     | CLARKE, S.G.                                    | 50       | 30 | SU    | 2.0     |
|  |                       |         |             |          |     |     |       |      |               |               | RESTRICT: CHEM, BIOCHEM, GEOCHEM, MOL BIO GRADS |          |    |       |         |
| 203C   | RSRCH INTGRTY&ETHCS   | Y       | 42-020-200L | LEC      | 1   |     |       | TBA  |               |               | GOBER, J.W.                                     | 20       | 30 | SU    | 2.0     |
|  |                       |         |             |          |     |     |       |      |               |               | RESTRICT: CHEM, BIOCHEM, GEOCHEM, MOL BIO GRADS |          |    |       |         |
| 206  | CHEMISTRY OF BIO      | Y       | 42-036-200L | SEM      | 1   |     |       | T    | 12:00- 12:50P | WGYOUNG 3096  | HOUK, K.N.                                      | 20       | 30 | SU    | 2.0     |
|  |                       |         |             |          |     |     |       |      |               |               | RESTRICT: CHEM, BIOCHEM, GEOCHEM, MOL BIO GRADS |          |    |       |         |
| C215A  | QUANTUM CHEM-MTHODS   | Y       | 42-091-200L | LEC      | 1   |     |       | TR   | 10:00- 11:50A | WGYOUNG 3069  | LIN, Y.   | 25       | 13 | SO    | 4.0     |
|  |                       |         |             |          |     |     |       |      |               |               | RESTRICT: CHEM, BIOCHEM, GEOCHEM, MOL BIO GRADS |          |    |       |         |
| 218  | PHYS CHEM STDT SEM    | Y       | 42-108-200L | SEM      | 1   |     |       | R    | 12:00- 12:50P | WGYOUNG 2033  | TOLBERT, S.H.                                   | 100      | 30 | SU    | 2.0     |
|  |                       |         |             |          |     |     |       |      |               |               | RESTRICT: CHEM, BIOCHEM, GEOCHEM, MOL BIO GRADS |          |    |       |         |
| 219E   | DYNAMCS OF MOLECULEY  | Y       | 42-097-200L | SEM      | 1   |     |       | F    | 5:30- 6:50P   | WGYOUNG 2050  | BAUGH, D.A.                                     | 20       | 30 | SU    | 2.0     |
|  |                       |         |             |          |     |     |       |      |               |               | RESTRICT: CHEM, BIOCHEM, GEOCHEM, MOL BIO GRADS |          |    |       |         |
| 219I   | MLCLS&CMLPLXS&CLSTRSY | Y       | 42-100-200L | SEM      | 1   |     |       | VAR  |               |               | FELKER, P.M.                                    | 20       | 30 | SU    | 2.0     |
|  |                       |         |             |          |     |     |       |      |               |               | RESTRICT: CHEM, BIOCHEM, GEOCHEM, MOL BIO GRADS |          |    |       |         |
| 219J   | CHEM&BIOPHY-INTRFCS   | Y       | 42-101-200L | SEM      | 1   |     |       | F    | 3:00- 4:50P   | WGYOUNG 4085F | GARRELL, R.L.                                   | 20       | 30 | SU    | 2.0     |
|  |                       |         |             |          |     |     |       |      |               |               | RESTRICT: CHEM, BIOCHEM, GEOCHEM, MOL BIO GRADS |          |    |       |         |
| 219K   | MCHANICS-DISORD SYS   | Y       | 42-102-200L | SEM      | 1   |     |       | R    | 1:30- 4:20P   |               | GELBART, W.M.                                   | 20       | 30 | SU    | 2.0     |
|  |                       |         |             |          |     |     |       |      |               |               | RESTRICT: CHEM, BIOCHEM, GEOCHEM, MOL BIO GRADS |          |    |       |         |
| 219L   | MOLCULR REACT&STRCTY  | Y       | 42-103-200L | SEM      | 1   |     |       | M    | 3:00- 4:50P   | WGYOUNG 3085B | NEUHAUSER, D.                                   | 20       | 30 | SU    | 2.0     |
|  |                       |         |             |          |     |     |       |      |               |               | RESTRICT: CHEM, BIOCHEM, GEOCHEM, MOL BIO GRADS |          |    |       |         |
| 219N   | COSMOCHEMISTRY        | Y       | 42-104-200L | SEM      | 1   |     |       | VAR  |               |               | WASSON, J.T.                                    | 20       | 30 | SU    | 2.0     |
|  |                       |         |             |          |     |     |       |      |               |               | RESTRICT: CHEM, BIOCHEM, GEOCHEM, MOL BIO GRADS |          |    |       |         |
| 219Q   | DYNMCS-CONDNSD PHASY  | Y       | 42-109-200L | SEM      | 1   |     |       | W    | 4:00- 5:50P   | WGYOUNG 2050  | SCHWARTZ, B.J.                                  | 20       | 30 | SU    | 2.0     |
|  |                       |         |             |          |     |     |       |      |               |               | RESTRICT: CHEM, BIOCHEM, GEOCHEM, MOL BIO GRADS |          |    |       |         |
| 219R   | KNTC&THRMDYN&INTFCLY  | Y       | 42-107-200L | SEM      | 1   |     |       | R    | 5:00- 7:50P   | WGYOUNG 3096  | TOLBERT, S.H.                                   | 20       | 30 | SU    | 2.0     |
|  |                       |         |             |          |     |     |       |      |               |               | RESTRICT: CHEM, BIOCHEM, GEOCHEM, MOL BIO GRADS |          |    |       |         |
| 219S   | NANOSCIENCE           | Y       | 42-105-200L | SEM      | 1   |     |       | M    | 2:00- 3:50P   | WGYOUNG 3096  | GIMZEWSKI, J.K.                                 | 20       | 30 | SU    | 2.0     |
|  |                       |         |             |          |     |     |       |      |               |               | RESTRICT: CHEM, BIOCHEM, GEOCHEM, MOL BIO GRADS |          |    |       |         |
| 219T   | SINGL-MOL SPECT-BIO   | Y       | 42-106-200L | SEM      | 1   |     |       | T    | 9:00- 10:50A  | WGYOUNG 2050  | WEISS, S.                                       | 20       | 30 | SU    | 2.0     |
|  |                       |         |             |          |     |     |       |      |               |               | RESTRICT: CHEM, BIOCHEM, GEOCHEM, MOL BIO GRADS |          |    |       |         |
| 219U   | MAGNET RES SPCTRSCPY  | Y       | 42-096-200L | SEM      | 1   |     |       | R    | 5:00- 5:50P   | WGYOUNG 1034  | LIN, Y.   | 20       | 30 | SU    | 2.0     |
|  |                       |         |             |          |     |     |       |      |               |               | RESTRICT: CHEM, BIOCHEM, GEOCHEM, MOL BIO GRADS |          |    |       |         |
| 219V   | COMPLEX FLUIDS        | Y       | 42-095-200L | SEM      | 1   |     |       | F    | 3:30- 6:20P   | GEOLOGY 3614  | MASON, T.G.                                     | 20       | 30 | SU    | 2.0     |
|  |                       |         |             |          |     |     |       |      |               |               | RESTRICT: CHEM, BIOCHEM, GEOCHEM, MOL BIO GRADS |          |    |       |         |
| 219W   | STAT MECH-SOFT MTR    | Y       | 42-089-200L | SEM      | 1   |     |       | VAR  |               |               | LEVINE, A.J.                                    | 20       | 30 | SU    | 2.0     |
|  |                       |         |             |          |     |     |       |      |               |               | RESTRICT: CHEM, BIOCHEM, GEOCHEM, MOL BIO GRADS |          |    |       |         |
| 219X   | REACTIONS-FLOW MODEY  | Y       | 42-088-200L | RGP      | 1   |     |       | TBA  |               |               | BOUCHARD, L.                                    | 20       | 30 | SU    | 2.0     |
|  |                       |         |             |          |     |     |       |      |               |               | RESTRICT: CHEM, BIOCHEM, GEOCHEM, MOL BIO GRADS |          |    |       |         |
| 221A   | ADV TOPIC-PHYS CHEM   | Y       | 42-126-200L | LEC      | 1   |     |       | TR   | 12:00- 12:50P | WGYOUNG 3069  | THE STAFF                                       | 0        | 30 | SO    | 2.0-4.0 |
| C223A  | CLASS&STAT THERMDYNY  | Y       | -----       | LEC      | 1   |     |       | MW   | 10:00- 11:50A | WGYOUNG 3069  | SCHWARTZ, B.J.                                  | 30       | 03 | SO    | 4.0     |
|  |                       |         |             |          |     |     |       |      |               |               | RESTRICT: CHEM, BIOCHEM, GEOCHEM, MOL BIO GRADS |          |    |       |         |
|  |                       | Y       | 42-144-201L | DIS      | 1A  |     |       | F    | 10:00- 10:50A | WGYOUNG 3069  |   | 30       |    |       | 0.0     |
| M223C  | STAT MECH&BIOPHYS     | Y       | 42-149-200L | LEC      | 1   |     |       | TBA  |               |               | ZOCCHI, G.                                      | 0        | 30 | SO    | 4.0     |
|  |                       |         |             |          |     |     |       |      |               |               | SAME AS: PHYSICS M215D                          |          |    |       |         |
| For Chemistry 228, graduate students beyond their first year should enroll on an S/U basis.  |                       |         |             |          |     |     |       |      |               |               |   |          |    |       |         |
| 228  | CHEMICAL PHYSICS SEM  | Y       | 42-170-200L | SEM      | 1   |     |       | M    | 4:00- 5:50P   | WGYOUNG 2033  | LIN, Y.   | 100      | 30 | SO    | 2.0     |
|  |                       |         |             |          |     |     |       |      |               |               | RESTRICT: CHEM, BIOCHEM, GEOCHEM, MOL BIO GRADS |          |    |       |         |
| 229  | PHYSICAL CHEM RSRCH Y | Y       | 42-175-200L | LEC      | 1   |     |       | W    | 5:00- 6:50P   | WGYOUNG 3069  | NEUHAUSER, D.                                   | 50       | 30 | SU    | 2.0     |
|  |                       |         |             |          |     |     |       |      |               |               | RESTRICT: CHEM, BIOCHEM, GEOCHEM, MOL BIO GRADS |          |    |       |         |
| 235E   | THRY&PHYS ORGN CHEMY  | Y       | 42-217-200L | SEM      | 1   |     |       | T    | 5:00- 6:50P   | MOL SCI 5241  | HOUK, K.N.                                      | 20       | 30 | SU    | 2.0     |
|  |                       |         |             |          |     |     |       |      |               |               | RESTRICT: CHEM, BIOCHEM, GEOCHEM, MOL BIO GRADS |          |    |       |         |
| 235F   | SYNTHS-NATRL PRDCTS   | Y       | 42-218-200L | SEM      | 1   |     |       | T    | 6:00- 8:50P   | MOL SCI 3440  | JUNG, M.E.                                      | 20       | 30 | SU    | 2.0     |
|  |                       |         |             |          |     |     |       |      |               |               | RESTRICT: CHEM, BIOCHEM, GEOCHEM, MOL BIO GRADS |          |    |       |         |
| 235G   | ORGNMTL&ORGN SNTHSSY  | Y       | 42-219-200L | SEM      | 1   |     |       | T    | 7:30- 9:50P   | MOL SCI 3515  | MERLIC, C.A.                                    | 20       | 30 | SU    | 2.0     |
|  |                       |         |             |          |     |     |       |      |               |               | RESTRICT: CHEM, BIOCHEM, GEOCHEM, MOL BIO GRADS |          |    |       |         |
| 235I   | FULLERENE CHEM&MTLSY  | Y       | 42-221-200L | SEM      | 1   |     |       | M    | 5:00- 6:50P   | MOL SCI 3440  | RUBIN, Y.F.                                     | 20       | 30 | SU    | 2.0     |
|  |                       |         |             |          |     |     |       |      |               |               | RESTRICT: CHEM, BIOCHEM, GEOCHEM, MOL BIO GRADS |          |    |       |         |
| 235K   | ORGN CHEM IN MEDIA    | Y       | 42-223-200L | SEM      | 1   |     |       | T    | 9:00- 10:50A  | WGYOUNG 3096  | GARCIA-GARIBAY, M.                              | 20       | 30 | SU    | 2.0     |
|  |                       |         |             |          |     |     |       |      |               |               | RESTRICT: CHEM, BIOCHEM, GEOCHEM, MOL BIO GRADS |          |    |       |         |
| 235N   | SYNTH-NATRL PRDCTS    | Y       | 42-227-200L | SEM      | 1   |     |       | F    | 4:00- 6:50P   | MOL SCI 3515  | KWON, O.  | 20       | 30 | SU    | 2.0     |
|  |                       |         |             |          |     |     |       |      |               |               | RESTRICT: CHEM, BIOCHEM, GEOCHEM, MOL BIO GRADS |          |    |       |         |
| 235O   | POLYMR CHEM&BIOMTRLY  | Y       | 42-228-200L | SEM      | 1   |     |       | W    | 5:00- 6:50P   | MOL SCI 4104  | MAYNARD, H.D.                                   | 20       | 30 | SU    | 2.0     |
|  |                       |         |             |          |     |     |       |      |               |               | RESTRICT: CHEM, BIOCHEM, GEOCHEM, MOL BIO GRADS |          |    |       |         |

| CATALOG NUMBER | COURSE TITLE   | ENF REQ | ID          | CLS NUMB | TYP | SEC | FEE | DAYS  | TIME          | BUILDING/ROOM | INSTRUCTOR       | ENRL CAP | XC | GD TP | UNITS   |
|----------------|--|---------|-------------|----------|-----|-----|-----|-------|---------------|---------------|------------------|----------|----|-------|---------|
| 235P           | SYNTH-COMPLEX MOL  | Y       | 42-229-200L | RGP      | 1   |     |     | TBA   |               |               | GARG, N.K.       | 20       | 30 | SU    | 2.0     |
|                |  |         |             |          |     |     |     |       |               |               |                  |          |    |       |         |
| 236            | SPCTRSCP MTH-ORG CH Y  | Y       | 42-224-200L | LEC      | 1   |     |     | WF    | 12:00- 1:20P  | WG YOUNG 1044 | RUBIN, Y.F.      | 40       | 05 | SO    | 4.0     |
| 244A           | ORGANIC SYNTHESIS  | Y       | 42-275-200L | LEC      | 1   |     |     | MWF   | 10:00- 10:50A | WG YOUNG 4216 | KWON, O.         | 40       | 03 | SO    | 4.0     |
| 247            | ORGANIC COLLOQUIUM   | Y       | 42-295-200L | SEM      | 1   |     |     | R     | 4:00- 5:50P   | MOL SCI 3440  | JUNG, M.E.       | 100      | 30 | SU    | 2.0     |
|                |  |         |             |          |     |     |     |       |               |               |                  |          |    |       |         |
|                | For Chemistry 248, graduate students beyond their first year should enroll on an S/U basis.                  |         |             |          |     |     |     |       |               |               |                  |          |    |       |         |
| 248            | ORGANIC CHEM SEM   | Y       | 42-309-200L | SEM      | 1   |     |     | M     | 3:00- 4:50P   | MOL SCI 3440  | MAYNARD, H.D.    | 100      | 30 | SO    | 2.0     |
|                |  |         |             |          |     |     |     |       |               |               |                  |          |    |       |         |
|                | Chemistry 249A is for first-year graduate students only. All other students should enroll in Chemistry 249B. |         |             |          |     |     |     |       |               |               |                  |          |    |       |         |
| 249A           | PROB-ADV ORGNC CHEMY   | Y       | 42-313-200L | LEC      | 1   |     |     | W     | 7:00- 8:50P   | MOL SCI 3440  | GARG, N.K.       | 100      | 30 | SU    | 4.0     |
| 249B           | PROB-ADV ORGNC CHEMY   | Y       | 42-314-200L | LEC      | 1   |     |     | M     | 7:00- 8:50P   | MOL SCI 3440  | MERLIC, C.A.     | 100      | 30 | SU    | 2.0     |
| 256A           | BIOCHEM-PLSMA PROTN Y  | Y       | 42-373-200L | SEM      | 1   |     |     | VAR   |               |               | SCHUMAKER, V.N.  | 20       | 30 | SU    | 2.0     |
| 256B           | BIOCHEM-PROTN FNCTN Y  | Y       | 42-374-200L | SEM      | 1   |     |     | W     | 12:00- 12:50P | BOYER 644     | CLARKE, S.G.     | 20       | 30 | SU    | 2.0     |
| 256C           | BIOCH&MOL GEN-FUNGI Y  | Y       | 42-375-200L | SEM      | 1   |     |     | M     | 12:00- 1:50P  | WG YOUNG 5076 | WEISS, R.L.      | 20       | 30 | SU    | 2.0     |
| 256D           | DROSOPHIL EMBRYOGENY   | Y       | 42-376-200L | SEM      | 1   |     |     | R     | 11:00- 1:50P  | WG YOUNG 5076 | COUREY, A.J.     | 20       | 30 | SU    | 2.0     |
| 256F           | PROKARYOTIC DVLPMNTY   | Y       | 42-379-200L | SEM      | 1   |     |     | MT    | 2:00- 3:50P   | WG YOUNG 5076 | GOBER, J.W.      | 20       | 30 | SU    | 2.0     |
| 256G           | NUCLEIC ACID STRCTR Y  | Y       | 42-380-200L | SEM      | 1   |     |     | T     | 5:00- 6:50P   | BOYER 244     | FEIGON, J.F.     | 20       | 30 | SU    | 2.0     |
| 256H           | PROMOTER ACTIVATION Y  | Y       | 42-381-200L | SEM      | 1   |     |     | T     | 2:00- 3:50P   | BOYER 444     | GRALLA, J.D.     | 20       | 30 | SU    | 2.0     |
| 256J           | CELL MOTILITY  | Y       | 42-382-200L | SEM      | 1   |     |     | F     | 1:00- 2:50P   | BOYER 444     | REISLER, E.      | 20       | 30 | SU    | 2.0     |
| 256K           | CHLAMYDOMONAS  | Y       | 42-383-200L | SEM      | 1   |     |     | M     | 5:00- 6:50P   | BOYER 444     | MERCHANT, S.     | 20       | 30 | SU    | 2.0     |
| 256L           | LIT-STRUCTURAL BIO   | Y       | 42-384-200L | SEM      | 1   |     |     | R     | 11:00- 12:20P | BOYER 159     | YEATES, T.O.     | 20       | 30 | SU    | 2.0     |
| 256M           | EUKARYOTIC ORGANSMSY   | Y       | 42-385-200L | SEM      | 1   |     |     | R     | 5:30- 8:20P   | WG YOUNG 5076 | MARTINSON, H.G.  | 20       | 30 | SU    | 2.0     |
| 256N           | STRUCTURAL BIOLOGY   | Y       | 42-386-200L | SEM      | 1   |     |     | R     | 11:00- 12:20P | BOYER 159     | YEATES, T.O.     | 20       | 30 | SU    | 2.0     |
| 256O           | MEMBRANE BIOPHYSICS Y  | Y       | 42-387-200L | SEM      | 1   |     |     | VAR   |               |               | HUBBELL, W.L.    | 20       | 30 | SU    | 2.0     |
| 256P           | PROTEIN STRUCTURE  | Y       | 42-388-200L | SEM      | 1   |     |     | F     | 2:00- 3:30P   | BOYER 644     | BOWIE, J.U.      | 20       | 30 | SU    | 2.0     |
| 256Q           | UBIQUINONE IN YEAST  | Y       | 42-390-200L | SEM      | 1   |     |     | T     | 8:30- 10:50A  | WG YOUNG 5076 | CLARKE, C.F.     | 20       | 30 | SU    | 2.0     |
| 256R           | PROTEIN STRUCTURE  | Y       | 42-391-200L | SEM      | 1   |     |     | W     | 3:00- 4:50P   | BOYER 644     | CLUBB, R.T.      | 20       | 30 | SU    | 2.0     |
| 256S           | PROTEOME BIOINFORMT Y  | Y       | 42-392-200L | SEM      | 1   |     |     | VAR   |               |               | LEE, C.J.        | 20       | 30 | SU    | 2.0     |
| 256T           | RNA PROCESS&GENOMCSY   | Y       | 42-393-200L | SEM      | 1   |     |     | F     | 11:00- 1:50P  | WG YOUNG 5076 | CHANFREAU, G.    | 20       | 30 | SU    | 2.0     |
| 256U           | MITOCHNDRL BIOGNIS Y   | Y       | 42-394-200L | SEM      | 1   |     |     | M     | 8:00- 8:50A   | GEOLOGY 4608  | KOEHLER, C.M.    | 20       | 30 | SU    | 2.0     |
| 256V           | PROTEOMCS&SPCTRMTRY Y  | Y       | 42-370-200L | DIS      | 1   |     |     | F     | 2:00- 2:50P   | BOYER 344     | LOO, J.A.        | 20       | 30 | SU    | 2.0     |
| 256W           | CYTOSKELTL DYNAMICS Y  | Y       | 42-358-200L | RGP      | 1   |     |     | TBA   |               |               | QUINLAN, M.E.    | 20       | 30 | SU    | 2.0     |
| 258            | TPC-BIOCHEM&MOL BIO Y  | Y       | 42-396-200L | LEC      | 1   |     |     | M     | 3:00- 4:50P   | WG YOUNG 2200 | CLARKE, C.F.     | 100      | 30 | SO    | 2.0     |
| C261A          | PLANT BIOCHEMISTRY   | Y       | -----       | LEC      | 1   |     |     | MRF   | 9:00- 9:50A   | WG YOUNG 4216 | MERCHANT, S.     | 5        | 02 | SO    | 4.0     |
|                |  | Y       | 42-411-201L | DIS      | 1A  |     |     | TW    | 9:00- 9:50A   | WG YOUNG 4216 |                  | 5        |    |       | 0.0     |
|                | For Chemistry 268, graduate students beyond their first year should enroll on an S/U basis.                  |         |             |          |     |     |     |       |               |               |                  |          |    |       |         |
| 268            | BIOCHEM RSRCH SEM  | Y       | 42-469-200L | SEM      | 1   |     |     | F     | 3:30- 6:20P   | MOL SCI 3440  | FEIGON, J.F.     | 100      | 30 | SO    | 2.0     |
|                |  | Y       | 42-469-201L | SEM      | 2   |     |     | F     | 12:00- 12:50P | BOYER 159     | GOBER, J.W.      | 15       | 30 | SO    | 2.0     |
| 269A           | PROTEIN STRUCTURE  | Y       | 42-473-200L | LEC      | 1   |     |     | MTWRF | 10:00- 11:50A | MOL SCI 3440  | BOWIE, J.U.      | 30       | 03 | LG    | 2.0     |
| 269B           | BIOCATLYS&BIOENRGTC Y  | Y       | 42-474-200L | LEC      | 1   |     |     | MTWRF | 10:00- 11:50A | MOL SCI 3440  | QUINLAN, M.E.    | 30       | 30 | LG    | 2.0     |
| 269C           | NUCLEIC ACID STRCTR Y  | Y       | 42-475-200L | LEC      | 1   |     |     | MTWRF | 10:00- 11:50A | MOL SCI 3440  | THE STAFF        | 30       | 03 | LG    | 2.0     |
| 269D           | GENE EXPRESSION  | Y       | 42-476-200L | LEC      | 1   |     |     | MTWRF | 10:00- 11:50A | MOL SCI 3440  | THE STAFF        | 30       | 30 | LG    | 2.0     |
| 269E           | BIOMOL STRCTR&RGLTNY   | Y       | 42-477-200L | LEC      | 1   |     |     | MTWRF | 10:00- 11:50A | MOL SCI 3440  | TORRES, J.       | 30       | 30 | LG    | 2.0     |
| 271            | ADV TOPICS INORG   | Y       | 42-480-200L | LEC      | 1   |     |     | TR    | 1:00- 2:20P   | WG YOUNG 3069 | DUAN, X.         | 20       | 30 | SO    | 2.0-4.0 |
| 272A           | SEM-CHEM OF MATERLS Y  | Y       | 42-500-200L | SEM      | 1   |     |     | F     | 11:00- 12:50P | MOL SCI 3515  | KANER, R.B.      | 20       | 30 | SU    | 2.0     |
| 272C           | INORGANC SPCTROSCOPY   | Y       | 42-502-200L | SEM      | 1   |     |     | W     | 2:00- 3:50P   | MOL SCI 3515  | ZINK, J.I.       | 20       | 30 | SU    | 2.0     |
| 272D           | TRANSTN MTL&OXYGENY  | Y       | 42-503-200L | SEM      | 1   |     |     | W     | 1:00- 4:20P   | WG YOUNG 3096 | VALENTINE, J.S.  | 20       | 30 | SU    | 2.0     |
| 272G           | ISSUES-CHEMICAL ED   | Y       | 42-506-200L | SEM      | 1   |     |     | T     | 11:30- 12:50P | WG YOUNG 2033 | RUSSELL, A.A.    | 50       | 30 | SU    | 2.0     |
| 272I           | ORGANOMETALLIC CHEMY   | Y       | 42-432-200L | SEM      | 1   |     |     | VAR   |               |               | DIACONESCU, P.L. | 20       | 30 | SU    | 2.0     |
| 272J           | RETICULAR CHEMISTRY  | Y       | 42-517-200L | SEM      | 1   |     |     | VAR   |               |               | YAGHI, O.        | 20       | 30 | SU    | 2.0     |
|                |  |         |             |          |     |     |     |       |               |               |                  |          |    |       |         |
|                | For Chemistry 278, graduate students beyond their first year should enroll on an S/U basis.                  |         |             |          |     |     |     |       |               |               |                  |          |    |       |         |
| 278            | INORGANIC CHEM SEM   | Y       | 42-526-200L | SEM      | 1   |     |     | W     | 4:00- 5:50P   | MOL SCI 3440  | DIACONESCU, P.L. | 200      | 30 | SO    | 2.0     |

| CATALOG NUMBER  | COURSE TITLE         | ENF REQ | ID          | CLS NUMB | TYP | SEC | FEE | DAYS | TIME          | BUILDING/ROOM | INSTRUCTOR    | ENRL CAP | GD XC | TP | UNITS |
|---|----------------------|---------|-------------|----------|-----|-----|-----|------|---------------|---------------|---------------|----------|-------|----|-------|
| FOR CHEMISTRY C285 IF YOU ARE MORE THAN 90 MINUTES LATE TO LABORATORY DURING THE FIRST TWO WEEKS OF THE QUARTER YOUR SPACE WILL BE REASSIGNED AND YOU MUST DROP THE COURSE YOURSELF. For the remainder of the quarter if you are more than 30 minutes late, you may NOT be able to complete the current laboratory and may not have the opportunity to make up the missed work, resulting in a non-passing grade for that experiment. |                      |         |             |          |     |     |     |      |               |               |               |          |       |    |       |
| C285  | MATERIALS CHEM LAB   | Y       | -----       | LEC      | 1   |     |     | TR   | 10:00- 10:50A | WG YOUNG 1044 | TOLBERT, S.H. | 0        | 13    | LG | 5.0   |
|   |                      | Y       | 42-558-201L | LAB      | 1A  |     |     | TR   | 12:30- 4:20P  | WG YOUNG 1033 |               | 0        |       |    | 0.0   |
| 495   | TEACHG COLLEGE CHEMY | Y       | 42-790-200L | SEM      | 1   |     |     | M    | 2:00- 2:50P   | WG YOUNG 2200 | PANG, J.W.    | 100      | 30    | SU | 2.0   |
| RESTRICT: CHEM, BIOCHEM, GEOCHEM, MOL BIO GRADS   |                      |         |             |          |     |     |     |      |               |               |               |          |       |    |       |

## CHICANA AND CHICANO STUDIES

A per-unit Instructional Enhancement Fee is assessed on most L&S undergraduate nontutorial classes. See the Miscellaneous Fee Chart at <http://www.registrar.ucla.edu/fees/> for fee amounts.

|  |                      |   |             |     |    |  |  |     |               |               |                    |     |    |    |     |
|--|----------------------|---|-------------|-----|----|--|--|-----|---------------|---------------|--------------------|-----|----|----|-----|
| 10B  | SOC STRUC&CONT CONDY | Y | -----       | LEC | 1  |  |  | MW  | 10:00- 11:50A | HAINES 39     | HERNANDEZ, D.M.    | 250 | 30 | LG | 5.0 |
|  |                      | Y | 144-032-201 | DIS | 1A |  |  | T   | 11:00- 11:50A | PUB AFF 2292  |                    | 25  |    |    | 0.0 |
| RESTRICT: INSTRUCTOR CONSENT                                     |                      |   |             |     |    |  |  |     |               |               |                    |     |    |    |     |
|  |                      | Y | 144-032-202 | DIS | 1B |  |  | W   | 1:00- 1:50P   | BUNCHE 2156   |                    | 25  |    |    | 0.0 |
|  |                      | Y | 144-032-203 | DIS | 1C |  |  | W   | 2:00- 2:50P   | BUNCHE 3211   |                    | 25  |    |    | 0.0 |
|  |                      | Y | 144-032-204 | DIS | 1D |  |  | W   | 4:00- 4:50P   | BUNCHE 2156   |                    | 25  |    |    | 0.0 |
|  |                      | Y | 144-032-205 | DIS | 1E |  |  | R   | 9:00- 9:50A   | BUNCHE 3211   |                    | 25  |    |    | 0.0 |
|  |                      | Y | 144-032-206 | DIS | 1F |  |  | R   | 10:00- 10:50A | BUNCHE 3211   |                    | 25  |    |    | 0.0 |
|  |                      | Y | 144-032-207 | DIS | 1G |  |  | R   | 12:00- 12:50P | KAUFMAN 101   |                    | 25  |    |    | 0.0 |
|  |                      | Y | 144-032-208 | DIS | 1H |  |  | R   | 2:00- 2:50P   | BUNCHE 2156   |                    | 25  |    |    | 0.0 |
|  |                      | Y | 144-032-209 | DIS | 1I |  |  | F   | 10:00- 10:50A | BUNCHE 3123   |                    | 25  |    |    | 0.0 |
|  |                      | Y | 144-032-210 | DIS | 1J |  |  | F   | 12:00- 12:50P | BUNCHE 2156   |                    | 25  |    |    | 0.0 |
| 89   | HONORS SEMINARS      | Y | 44-267-100L | SEM | 1  |  |  | T   | 10:00- 10:50A | PUB AFF 2292  | HERNANDEZ, D.M.    | 15  | 30 | SO | 1.0 |
| RESTRICT: INSTRUCTOR CONSENT                                     |                      |   |             |     |    |  |  |     |               |               |                    |     |    |    |     |
| 100SL  | BARRIO SERVC LEARNG  | Y | 44-302-200L | SEM | 1  |  |  | T   | 4:00- 5:50P   | ROLFE 3135    |                    | 30  | 30 | LG | 4.0 |
| M103D  | CONTMP CHICANO THTR  | Y | 44-444-200L | LEC | 1  |  |  | R   | 9:00- 11:50A  | MACGOWN 1330  |                    | 50  | 30 | LG | 5.0 |
| SAME AS: THEATER M103D   |                      |   |             |     |    |  |  |     |               |               |                    |     |    |    |     |
| M105B  | RECENT CHICANO LIT   | Y | 44-451-200L | LEC | 1  |  |  | TR  | 2:00- 3:50P   | BUNCHE A152   | BORIA-RIVERA, E.   | 20  | 15 | SO | 5.0 |
| M110   | CHICANA FEMINISM     | Y | 44-460-200L | LEC | 1  |  |  | MW  | 4:00- 5:50P   | PUB AFF 2214  | BLACKWELL, M.S.    | 75  | 09 | SO | 4.0 |
| SAME AS: WOM STD M132A   |                      |   |             |     |    |  |  |     |               |               |                    |     |    |    |     |
| 111  | CHIC&LAT INTLC TRAD  | Y | 44-462-200L | LEC | 1  |  |  | MW  | 4:00- 5:50P   | DODD 175      | PONS, M.C.         | 60  | 30 | LG | 5.0 |
| M114   | CHICANOS-FILM/VIDEO  | Y | 44-468-200L | LEC | 1  |  |  | TR  | 9:00- 12:50P  | MELNITZ 1409  | NORIEGA, C.A.      | 10  | 30 | SO | 5.0 |
| SAME AS: FILM TV M117  |                      |   |             |     |    |  |  |     |               |               |                    |     |    |    |     |
| M119   | COMMUNITY FORMATION  | Y | 44-478-200L | LEC | 1  |  |  | MW  | 10:00- 11:50A | DODD 175      | HINOJOSA-OJEDA, R. | 90  | 30 | LG | 4.0 |
| SAME AS: LBR&WS M123   |                      |   |             |     |    |  |  |     |               |               |                    |     |    |    |     |
| M125   | US-MEXICO RELATIONS  | Y | 44-495-200L | LEC | 1  |  |  | MW  | 2:00- 3:50P   | PUB AFF 1222  | HINOJOSA-OJEDA, R. | 90  | 30 | SO | 4.0 |
| SAME AS: LBR&WS M125   |                      |   |             |     |    |  |  |     |               |               |                    |     |    |    |     |
| M133   | CHICANA LESBIAN LIT  | Y | 44-519-100L | LEC | 1  |  |  | TR  | 9:00- 10:50A  | PUB AFF 2232  | PALACIOS, M.A.     | 45  | 12 | LG | 4.0 |
| SAME AS: LGBTS M133, WOM STD M133                                |                      |   |             |     |    |  |  |     |               |               |                    |     |    |    |     |
| 142  | MESOAMERICAN LIT     | Y | 44-546-200L | LEC | 1  |  |  | MW  | 12:00- 1:50P  | KNSY PV 1200B | PONS, M.C.         | 75  | 30 | LG | 4.0 |
| M147   | TRANSNTL ORGANIZING  | Y | 44-582-200L | LEC | 1  |  |  | MW  | 12:00- 1:50P  | FRANZ 1260    | BLACKWELL, M.S.    | 75  | 05 | SO | 4.0 |
| SAME AS: WOM STD M147C   |                      |   |             |     |    |  |  |     |               |               |                    |     |    |    |     |
| M159A  | HIST-CHICANO PEOPLE  | Y | 44-710-200L | LEC | 1  |  |  | TR  | 9:30- 10:45A  | HAINES 220    | GOMEZ-QUINONES, J. | 42  | 12 | SO | 4.0 |
| SAME AS: HIST M151A  |                      |   |             |     |    |  |  |     |               |               |                    |     |    |    |     |
| M174A  | RESTORING CIVILITY   | Y | 44-743-200L | LEC | 1  |  |  | F   | 11:00- 2:50P  | MOORE 3140    | RIDLEY-THOMAS, A.F | 10  | 30 |    | 4.0 |
| SAME AS: EDUC M145A  |                      |   |             |     |    |  |  |     |               |               |                    |     |    |    |     |
| RESTRICT: INSTRUCTOR CONSENT                                     |                      |   |             |     |    |  |  |     |               |               |                    |     |    |    |     |
| 178  | LATINOS AND THE LAW  | Y | 44-768-200L | LEC | 1  |  |  | MW  | 6:00- 7:50P   | PUB AFF 1234  | VERCHES, R.L.      | 75  | 30 | LG | 4.0 |
| 179  | LANG&POLICIES-U.S.   | Y | 44-774-200L | LEC | 1  |  |  | MW  | 10:00- 11:50A | PUB AFF 2242  | MACIAS, R.F.       | 50  | 30 | LG | 4.0 |
| M186A  | BEYOND MEXICN MURAL  | Y | 44-816-200L | LEC | 1  |  |  | TR  | 1:00- 2:50P   | OFF CAM       | BACA, J.F.         | 10  | 30 | SO | 4.0 |
| SAME AS: ART M186A, WLD ART M125A                                |                      |   |             |     |    |  |  |     |               |               |                    |     |    |    |     |
| M186AL   | BEYOND MEXICN MURAL  | Y | 44-817-200L | LAB | 1  |  |  | TR  | 3:00- 4:50P   | OFF CAM       | BACA, J.F.         | 10  | 30 | SO | 4.0 |
| SAME AS: ART M186AL, WLD ART M125AL                              |                      |   |             |     |    |  |  |     |               |               |                    |     |    |    |     |
| 188  | SPECIAL COURSES      | Y | 44-829-200L | SEM | 1  |  |  | TR  | 4:00- 5:50P   | BROAD 2100A   | RAMIREZ-OROPEZA, M | 75  | 30 | SO | 4.0 |
| Chicano 188, seminar 1: Ritual: Mexican Day of Dead              |                      |   |             |     |    |  |  |     |               |               |                    |     |    |    |     |
|  |                      | Y | 44-829-201L | SEM | 2  |  |  | T   | 3:00- 5:50P   | ROLFE 2112    | PLANN, S.J.        | 5   | 30 | SO | 4.0 |
| Chicano 188, seminar 2: Oral History: Latino New Immigrant Youth |                      |   |             |     |    |  |  |     |               |               |                    |     |    |    |     |
| 191  | VARIABLE TOPICS      | Y | 44-846-200L | SEM | 1  |  |  | TBA |               |               |                    | 65  | 30 | SO | 4.0 |
|  |                      | Y | 44-846-202L | SEM | 2  |  |  | TR  | 1:00- 2:50P   | WG YOUNG 2200 |                    | 0   | 15 | SO | 4.0 |

## CIVIC ENGAGEMENT

A per-unit Instructional Enhancement Fee is assessed on most L&S undergraduate nontutorial classes. See the Miscellaneous Fee Chart at <http://www.registrar.ucla.edu/fees/> for fee amounts.

|   |                     |   |             |     |   |  |  |     |  |  |  |    |    |    |     |
|---|---------------------|---|-------------|-----|---|--|--|-----|--|--|--|----|----|----|-----|
| 95                                      | INTROCOMMINTERNSHIP | Y | 71-285-200L | TUT | 1 |  |  | VAR |  |  |  | 12 | 30 | PN | 2.0 |
| RESTRICT: PETITION OR CONTRACT REQUIRED |                     |   |             |     |   |  |  |     |  |  |  |    |    |    |     |

## CIVIL AND ENVIRONMENTAL ENGINEERING

A per-unit Instructional Enhancement Fee is assessed on HSSEA undergraduate nontutorial classes and HSSEA graduate nontutorial classes taught concurrently with undergraduate classes. See the Miscellaneous Fee Chart at <http://www.registrar.ucla.edu/fees/fees/amounts>. Students who enroll in HSSEA courses without completing the prerequisite are subject to enrollment after the second class meeting. It is necessary to consult with HSSEA's counselor in 6426 Boelter Hall.

|  |                     |   |             |     |    |  |  |    |               |              |                    |     |    |    |     |
|--|---------------------|---|-------------|-----|----|--|--|----|---------------|--------------|--------------------|-----|----|----|-----|
| 1  | INTRO TO CIVIL ENGR | Y | 47-001-200L | LEC | 1  |  |  | F  | 2:00- 3:50P   | BOELTER 3400 |                    | 125 | 30 | PN | 2.0 |
| 15   | COMPUTNG-CIVIL ENGR | Y | -----       | LEC | 1  |  |  | M  | 8:00- 9:50A   | BOELTER 5440 | KHALILI TEHRANI, P | 56  | 01 | LG | 2.0 |
| RESTRICT: CIVIL ENGINEERING SENIORS            |                     |   |             |     |    |  |  |    |               |              |                    |     |    |    |     |
|  |                     | Y | 147-044-201 | LAB | 1A |  |  | T  | 12:00- 1:50P  | BOELTER 3760 |                    | 28  |    |    | 0.0 |
|  |                     | Y | 147-044-202 | LAB | 1B |  |  | R  | 12:00- 1:50P  | BOELTER 3760 |                    | 28  |    |    | 0.0 |
| 101  | STATICS AND DYNAMCS | Y | -----       | LEC | 1  |  |  | TR | 8:00- 9:50A   | BOELTER 3400 | TEHRANI, F.M.      | 110 | 11 | LG | 4.0 |
| RESTRICT: UNDRGR ENGR, GEOL, ENVIRON (MAJ/MIN) |                     |   |             |     |    |  |  |    |               |              |                    |     |    |    |     |
|  |                     | Y | 47-307-201L | DIS | 1A |  |  | W  | 4:00- 5:50P   | HUMANTS A65  |                    | 110 |    |    | 0.0 |
| 106A   | PRBLM SLV-ENGR ECON | Y | 47-336-200L | LEC | 1  |  |  | TR | 8:00- 9:50A   | BOELTER 2444 | TU, C.K.           | 70  | 11 | LG | 4.0 |
| RESTRICT: UNDRGR ENGR, GEOL, ENVIRON (MAJ/MIN) |                     |   |             |     |    |  |  |    |               |              |                    |     |    |    |     |
| 108  | INT-MCHN-DFMBL SLDS | Y | -----       | LEC | 1  |  |  | MW | 12:00- 1:50P  | BOELTER 2760 | SHUGAR, T.A.       | 70  | 05 | LG | 4.0 |
| RESTRICT: UNDRGR ENGR, GEOL, ENVIRON (MAJ/MIN) |                     |   |             |     |    |  |  |    |               |              |                    |     |    |    |     |
|  |                     | Y | 147-348-201 | DIS | 1A |  |  | F  | 8:00- 9:50A   | BOELTER 5273 |                    | 35  |    |    | 0.0 |
|  |                     | Y | 147-348-202 | DIS | 1B |  |  | F  | 2:00- 3:50P   | BOELTER 5280 |                    | 35  |    |    | 0.0 |
| 120  | PRIN SOIL MECHANICS | Y | -----       | LEC | 1  |  |  | TR | 10:00- 11:50A | BOELTER 3400 | VUCETIC, M.        | 130 | 13 | LG | 4.0 |
| RESTRICT: UNDRGR ENGR, GEOL, ENVIRON (MAJ/MIN) |                     |   |             |     |    |  |  |    |               |              |                    |     |    |    |     |
|  |                     | Y | 147-420-201 | DIS | 1A |  |  | F  | 2:00- 3:50P   | BOELTER 2444 |                    | 65  |    |    | 0.0 |
|  |                     | Y | 147-420-202 | DIS | 1B |  |  | T  | 8:00- 9:50A   | DODD 175     |                    | 65  |    |    | 0.0 |
| 128L   | SOIL MECHANICS LAB  | Y | -----       | LEC | 1  |  |  | T  | 12:00- 12:50P | BOELTER 1567 | BRANDENBERG, S.J.  | 24  | 30 | LG | 4.0 |
| RESTRICT: CIVIL ENGINEERING SENIORS            |                     |   |             |     |    |  |  |    |               |              |                    |     |    |    |     |
|  |                     | Y | 47-513-201L | LAB | 1A |  |  | TR | 9:00- 11:50A  | BOELTER 1567 |                    | 24  |    |    | 0.0 |

| CATALOG NUMBER | COURSE TITLE         | ENF REQ | ID          | CLS NUMB  | TYP | SEC | FEE | DAYS | TIME          | BUILDING/ROOM | INSTRUCTOR        | ENRL CAP | GD XC | TP | UNITS |  |
|----------------|----------------------|---------|-------------|---|-----|-----|-----|------|---------------|---------------|-------------------|----------|-------|----|-------|--|
| 135A           | ELEM STRUCT ANLY     | Y       | -----       | LEC   | 1   |     |     | MW   | 10:00- 11:50A | BOELTER 3400  | CHAMPANEY, L.     | 110      | 03    | LG | 4.0   |  |
|                |                      |         |             | RESTRICT: UNDRGR ENGR, GEOL, ENVIRON (MAJ/MIN)                              |     |     |     |      |               |               |                   |          |       |    |       |  |
|                |                      | Y       | 47-541-201L | DIS   | 1A  |     |     | F    | 12:00- 1:50P  | BOELTER 3400  |                   | 110      |       |    | 0.0   |  |
| M135C          | FINITE ELEMNT MTHDS  | Y       | -----       | LEC   | 1   |     |     | MW   | 4:00- 5:50P   | BOELTER 2444  | GUAN, P.          | 40       | 09    | LG | 4.0   |  |
|                |                      |         |             | SAME AS: MECH&AE M168   |     |     |     |      |               |               |                   |          |       |    |       |  |
|                |                      |         |             | RESTRICT: UNDRGR ENGR, GEOL, ENVIRON (MAJ/MIN)                              |     |     |     |      |               |               |                   |          |       |    |       |  |
|                |                      | Y       | 147-540-201 | DIS   | 1A  |     |     | F    | 2:00- 2:50P   | BOELTER 3760  |                   | 20       |       |    | 0.0   |  |
|                |                      | Y       | 147-540-202 | DIS   | 1B  |     |     | F    | 3:00- 3:50P   | BOELTER 3760  |                   | 20       |       |    | 0.0   |  |
| 135L           | STRL DSGN&TSTNG LAB  | Y       | -----       | LEC   | 1   |     |     | T    | 2:00- 4:50P   | ENGR I 2011   | SALAMANCA, A.F.   | 0        | 30    | LG | 4.0   |  |
|                |                      |         |             | RESTRICT: CIVIL ENGINEERING SENIORS   |     |     |     |      |               |               |                   |          |       |    |       |  |
|                |                      | Y       | 47-544-201L | LAB   | 1A  |     |     | R    | 2:00- 4:50P   | ENGR I 2011   |                   | 0        |       |    | 0.0   |  |
| 137            | ELEM STRCTR DYNAMCS  | Y       | -----       | LEC   | 1   |     |     | MW   | 12:00- 1:50P  | BOELTER 5440  | JU, J.            | 45       | 05    | LG | 4.0   |  |
|                |                      |         |             | RESTRICT: UNDRGR ENGR, GEOL, ENVIRON (MAJ/MIN)                              |     |     |     |      |               |               |                   |          |       |    |       |  |
|                |                      | Y       | 47-548-201L | DIS   | 1A  |     |     | T    | 6:00- 7:50P   | BOELTER 5440  |                   | 45       |       |    | 0.0   |  |
| 141            | STEEL STRUCTURES     | Y       | -----       | LEC   | 1   |     |     | MW   | 8:00- 9:50A   | BOELTER 2444  | REYNOLDS, A.D.    | 60       | 01    | LG | 4.0   |  |
|                |                      |         |             | RESTRICT: UNDRGR ENGR, GEOL, ENVIRON (MAJ/MIN)                              |     |     |     |      |               |               |                   |          |       |    |       |  |
|                |                      | Y       | 47-565-201L | DIS   | 1A  |     |     | F    | 12:00- 1:50P  | BOELTER 2444  |                   | 60       |       |    | 0.0   |  |
| 150            | INTRO TO HYDROLOGY   | Y       | -----       | LEC   | 1   |     |     | MW   | 2:00- 3:50P   | BOELTER 2444  | MARGULIS, S.A.    | 75       | 07    | LG | 4.0   |  |
|                |                      |         |             | RESTRICT: UNDRGR ENGR, GEOL, ENVIRON (MAJ/MIN)                              |     |     |     |      |               |               |                   |          |       |    |       |  |
|                |                      | Y       | 47-600-201L | DIS   | 1A  |     |     | F    | 10:00- 11:50A | BOELTER 2444  |                   | 75       |       |    | 0.0   |  |
| 153            | INTR-ENVIR ENGR SCI  | Y       | -----       | LEC   | 1   |     |     | TR   | 2:00- 3:50P   | MS 4000A      | STOLZENBACH, K.D. | 180      | 15    | LG | 4.0   |  |
|                |                      |         |             | RESTRICT: UNDERGRADUATE ENGINEERING, GEOLOGY, AND ENVIRONMENTAL ENGINEERING |     |     |     |      |               |               |                   |          |       |    |       |  |
|                |                      | Y       | 147-614-201 | DIS   | 1A  |     |     | M    | 1:00- 1:50P   | PERLOFF 1102  |                   | 60       |       |    | 0.0   |  |
|                |                      | Y       | 147-614-202 | DIS   | 1B  |     |     | T    | 4:00- 4:50P   | ROYCE 190     |                   | 60       |       |    | 0.0   |  |
|                |                      | Y       | 147-614-203 | DIS   | 1C  |     |     | TBA  |               |               |                   | 60       |       |    | 0.0   |  |
| 155            | WTR&WASTEWTR TRTMNTY | Y       | -----       | LEC   | 1   |     |     | MW   | 4:00- 5:50P   | BOELTER 5436  | HOEK, E.M.        | 40       | 09    | LG | 4.0   |  |
|                |                      |         |             | RESTRICT: UNDERGRADUATE ENGINEERING, GEOLOGY, AND ENVIRONMENTAL ENGINEERING |     |     |     |      |               |               |                   |          |       |    |       |  |
|                |                      | Y       | 47-622-201L | DIS   | 1A  |     |     | F    | 8:00- 9:50A   | BOELTER 5436  |                   | 40       |       |    | 0.0   |  |
| 156A           | ENVRNMNTL CHEM LAB   | Y       | -----       | LEC   | 1   |     |     | TR   | 10:00- 10:50A | BOELTER 7745  | LAU, S.           | 0        | 30    | LG | 4.0   |  |
|                |                      |         |             | RESTRICT: UNDERGRADUATE ENGINEERING, GEOLOGY, AND ENVIRONMENTAL ENGINEERING |     |     |     |      |               |               |                   |          |       |    |       |  |
|                |                      | Y       | 47-623-201L | LAB   | 1A  |     |     | TR   | 11:00- 1:50P  | BOELTER 7737  | LAU, S.           | 0        |       |    | 0.0   |  |
| 181            | TRAFFIC ENGINEERING  | Y       | -----       | LEC   | 1   |     |     | TR   | 8:00- 9:50A   | BOELTER 5440  | GIBSON, P.        | 40       | 11    | LG | 4.0   |  |
|                |                      |         |             | RESTRICT: UNDERGRADUATE ENGINEERING, GEOLOGY, AND ENVIRONMENTAL ENGINEERING |     |     |     |      |               |               |                   |          |       |    |       |  |
| 220            | ADV SOIL MECHANICS   | Y       | -----       | LEC   | 1   |     |     | MW   | 4:00- 5:50P   | BOELTER 5280  | STEWART, J.P.     | 27       | 09    | LG | 4.0   |  |
|                |                      |         |             | RESTRICT: GRADUATE STUDENTS   |     |     |     |      |               |               |                   |          |       |    |       |  |
| 224            | ADV SOIL BEHAVIOR    | Y       | -----       | LEC   | 1   |     |     | MW   | 2:00- 3:50P   | BOELTER 4413  | VUCETIC, M.       | 20       | 30    | LG | 4.0   |  |
|                |                      |         |             | RESTRICT: GRADUATE STUDENTS   |     |     |     |      |               |               |                   |          |       |    |       |  |
| M230A          | LINEAR ELASTICITY    | Y       | -----       | LEC   | 1   |     |     | MW   | 8:00- 9:50A   | BOELTER 2760  | LYNCH, C.S.       | 15       | 01    | LG | 4.0   |  |
|                |                      |         |             | SAME AS: MECH&AE M256A  |     |     |     |      |               |               |                   |          |       |    |       |  |
|                |                      |         |             | RESTRICT: GRADUATE STUDENTS   |     |     |     |      |               |               |                   |          |       |    |       |  |
| 232            | THRY-PLATES&SHELLS   | Y       | -----       | LEC   | 1   |     |     | MW   | 10:00- 11:50A | BOELTER 5272  | ZHANG, J.         | 30       | 03    | LG | 4.0   |  |
|                |                      |         |             | RESTRICT: GRADUATE STUDENTS   |     |     |     |      |               |               |                   |          |       |    |       |  |
| 235A           | ADV STRUCT ANALYSIS  | Y       | -----       | LEC   | 1   |     |     | TR   | 10:00- 11:50A | BOELTER 5436  | TACIROGLU, E.     | 45       | 13    | LG | 4.0   |  |
|                |                      |         |             | RESTRICT: GRADUATE STUDENTS   |     |     |     |      |               |               |                   |          |       |    |       |  |
|                |                      | Y       | 47-175-280L | LEC   | 80  |     |     |      | UNSCHE        |               |                   | 0        | 30    | LG | 4.0   |  |
|                |                      |         |             | RESTRICT: ON-LINE MASTERS PROGRAM   |     |     |     |      |               |               |                   |          |       |    |       |  |
| 243A           | RC STRUCTRAL ELMNTS  | Y       | -----       | LEC   | 1   |     |     | MW   | 12:00- 1:50P  | BOELTER 5272  | WALLACE, J.W.     | 39       | 05    | LG | 4.0   |  |
|                |                      |         |             | RESTRICT: GRADUATE STUDENTS   |     |     |     |      |               |               |                   |          |       |    |       |  |
| 249            | STRCTR ENGR&MECHNCYS | Y       | -----       | LEC   | 1   |     |     | T    | 4:00- 5:50P   | KNSY PV 1240B | STEWART, J.P.     | 100      | 30    | SU | 2.0   |  |
|                |                      |         |             | RESTRICT: GRADUATE STUDENTS   |     |     |     |      |               |               |                   |          |       |    |       |  |
| 250A           | SURFACE WATER HYDRO  | Y       | -----       | LEC   | 1   |     |     | TR   | 10:00- 11:50A | BOELTER 5420  | HOGUE, T.S.       | 25       | 13    | LG | 4.0   |  |
|                |                      |         |             | RESTRICT: GRADUATE STUDENTS   |     |     |     |      |               |               |                   |          |       |    |       |  |
| 250B           | GROUNDWATER HYDROL   | Y       | -----       | LEC   | 1   |     |     | TR   | 12:00- 1:50P  | BOELTER 5272  | YEH, W.W.         | 25       | 14    | LG | 4.0   |  |
|                |                      |         |             | RESTRICT: GRADUATE STUDENTS   |     |     |     |      |               |               |                   |          |       |    |       |  |
| 250C           | HYDROMETEOROLOGY     | Y       | -----       | LEC   | 1   |     |     | MW   | 10:00- 11:50A | BOELTER 4413  |                   | 20       | 03    | LG | 4.0   |  |
| 253            | MATH MDLS WATR QUAL  | Y       | -----       | LEC   | 1   |     |     | MW   | 12:00- 1:50P  | BOELTER 4413  | STENSTROM, M.K.   | 20       | 05    | LG | 4.0   |  |
|                |                      |         |             | RESTRICT: GRADUATE STUDENTS   |     |     |     |      |               |               |                   |          |       |    |       |  |
| 254A           | AQUATC INORGNC CHEM  | Y       | -----       | LEC   | 1   |     |     | MW   | 10:00- 11:50A | BOELTER 5252  | JAY, J.A.         | 20       | 30    | LG | 4.0   |  |
|                |                      |         |             | RESTRICT: GRADUATE STUDENTS   |     |     |     |      |               |               |                   |          |       |    |       |  |
| 259A           | TPCS-ENVRNMNT ENGR   | Y       | -----       | LEC   | 1   |     |     | T    | 11:00- 11:50A | KNSY PV 1220B | STENSTROM, M.K.   | 60       | 30    | SU | 2.0   |  |
|                |                      |         |             | RESTRICT: GRADUATE STUDENTS   |     |     |     |      |               |               |                   |          |       |    |       |  |
| M262A          | INTRO-ATMSPHRC CHEM  | Y       | -----       | LEC   | 1   |     |     | MW   | 2:00- 3:20P   | MS 7124A      | PAULSON, S.E.     | 5        | 07    | SO | 4.0   |  |
|                |                      |         |             | SAME AS: A&O SCI M203A  |     |     |     |      |               |               |                   |          |       |    |       |  |
|                |                      |         |             | RESTRICT: GRADUATE STUDENTS   |     |     |     |      |               |               |                   |          |       |    |       |  |
| 266            | ENVRNMNTL BIOTECH    | Y       | -----       | LEC   | 1   |     |     | MW   | 2:00- 3:50P   | BOELTER 5272  | MAHENDRA, S.      | 25       | 07    | LG | 4.0   |  |
|                |                      |         |             | RESTRICT: GRADUATE STUDENTS   |     |     |     |      |               |               |                   |          |       |    |       |  |
| 495            | TA TRAINING SEMINAR  | Y       | -----       | SEM   | 1   |     |     | R    | 12:00- 1:50P  | BOELTER 5252  |                   | 20       | 30    | SU | 2.0   |  |
|                |                      |         |             | RESTRICT: GRADUATE STUDENTS   |     |     |     |      |               |               |                   |          |       |    |       |  |

CLASSICS

Classics

A per-unit Instructional Enhancement Fee is assessed on most L&S undergraduate nontutorial classes. See the Miscellaneous Fee Chart at <http://www.registrar.ucla.edu/fees/> for fee amounts.

|    |                     |   |             |     |    |  |  |       |               |              |                |     |    |    |     |
|----|---------------------|---|-------------|-----|----|--|--|-------|---------------|--------------|----------------|-----|----|----|-----|
| 20 | DISCOVERING ROMANS  | Y | -----       | LEC | 1  |  |  | MWF   | 11:00- 11:50A | DODD 147     | MCDONALD, K.J. | 300 | 04 | SO | 5.0 |
|    |                     | Y | 148-043-201 | DIS | 1A |  |  | R     | 8:00- 9:15A   | BUNCHE 2156  |                | 25  |    |    | 0.0 |
|    |                     | Y | 148-043-202 | DIS | 1B |  |  | R     | 8:00- 9:15A   | BUNCHE 2168  |                | 25  |    |    | 0.0 |
|    |                     | Y | 148-043-203 | DIS | 1C |  |  | R     | 9:30- 10:45A  | BUNCHE 2156  |                | 25  |    |    | 0.0 |
|    |                     | Y | 148-043-204 | DIS | 1D |  |  | R     | 9:30- 10:45A  | BUNCHE 2181  |                | 25  |    |    | 0.0 |
|    |                     | Y | 148-043-205 | DIS | 1E |  |  | TBA   |               |              |                | 25  |    |    | 0.0 |
|    |                     | Y | 148-043-206 | DIS | 1F |  |  | TBA   |               |              |                | 25  |    |    | 0.0 |
|    |                     | Y | 148-043-207 | DIS | 1G |  |  | TBA   |               |              |                | 25  |    |    | 0.0 |
|    |                     | Y | 148-043-208 | DIS | 1H |  |  | TBA   |               |              |                | 25  |    |    | 0.0 |
|    |                     | Y | 148-043-209 | DIS | 1I |  |  | TBA   |               |              |                | 25  |    |    | 0.0 |
|    |                     | Y | 148-043-210 | DIS | 1J |  |  | TBA   |               |              |                | 25  |    |    | 0.0 |
|    |                     | Y | 148-043-211 | DIS | 1K |  |  | TBA   |               |              |                | 25  |    |    | 0.0 |
|    |                     | Y | 148-043-212 | DIS | 1L |  |  | TBA   |               |              |                | 25  |    |    | 0.0 |
|    |                     | Y | 48-043-250L | LEC | 2  |  |  | MTWRF | 8:00- 8:50A   | PUB AFF 2325 |                | 0   |    | SO | 5.0 |
|    |                     | Y | 48-043-260L | LEC | 3  |  |  | MTWRF | 8:00- 8:50A   | DODD 146     |                | 0   |    | SO | 5.0 |
| 42 | CINEMA&ANCIENT WRLD | Y | -----       | LEC | 1  |  |  | TR    | 12:30- 1:45P  | DODD 147     | BERGREN, A.L.  | 200 | 14 | SO | 5.0 |
|    |                     | Y | 148-076-201 | DIS | 1A |  |  | TBA   |               |              |                | 25  |    |    | 0.0 |
|    |                     | Y | 148-076-202 | DIS | 1B |  |  | TBA   |               |              |                | 25  |    |    | 0.0 |
|    |                     | Y | 148-076-203 | DIS | 1C |  |  | TBA   |               |              |                | 25  |    |    | 0.0 |

| CATALOG NUMBER | COURSE TITLE             | ENF REQ | ID | CLS NUMBERTYP                | SEC | FEE | DAYS | TIME         | BUILDING/ROOM | INSTRUCTOR         | ENRL CAP | XC | GD TP | UNITS   |
|----------------|--------------------------|---------|----|------------------------------|-----|-----|------|--------------|---------------|--------------------|----------|----|-------|---------|
|                |                          | Y       |    | 148-076-204 DIS              | 1D  |     | TBA  |              |               |                    | 25       |    |       | 0.0     |
|                |                          | Y       |    | 148-076-205 DIS              | 1E  |     | TBA  |              |               |                    | 25       |    |       | 0.0     |
|                |                          | Y       |    | 148-076-206 DIS              | 1F  |     | TBA  |              |               |                    | 25       |    |       | 0.0     |
|                |                          | Y       |    | 148-076-207 DIS              | 1G  |     | TBA  |              |               |                    | 25       |    |       | 0.0     |
|                |                          | Y       |    | 148-076-208 DIS              | 1H  |     | TBA  |              |               |                    | 25       |    |       | 0.0     |
| 148            | EARLY GRK MED&THGHTY     | Y       |    | 48-542-200L LEC              | 1   |     | TBA  |              |               | BLANK, D.L.        | 50       | 30 | SO    | 5.0     |
| M153A          | MINOAN ART&ARCHLGY       | Y       |    | 48-660-200L LEC              | 1   |     | TR   | 12:30- 1:45P | DODD 146      | PAPADOPOULOS, J.K. | 60       | 30 | SO    | 4.0     |
|                |                          |         |    | SAME AS: ART HIS M102A       |     |     |      |              |               |                    |          |    |       |         |
| 166B           | ROMAN RELIGION           | Y       |    | 48-750-200L LEC              | 1   |     | TR   | 9:30- 10:45A | PUB AFF 1337  | JOHANSON, C.       | 40       | 30 | SO    | 4.0     |
| 185            | ENGLISH VOCABULARY       | Y       |    | 48-810-200L LEC              | 1   |     | TBA  |              |               | BRANCHAW, S.E.     | 40       | 30 | SO    | 5.0     |
| 191            | CAPSTONE SEMINAR         | Y       |    | 48-840-200L SEM              | 1   |     | W    | 2:00- 4:50P  | PUB AFF 2325  | PAPADOPOULOS, J.K. | 15       | 30 | LG    | 5.0     |
|                |                          |         |    | RESTRICT: INSTRUCTOR CONSENT |     |     |      |              |               |                    |          |    |       |         |
|                | Classics 191, seminar 1: |         |    |                              |     |     |      |              |               |                    |          |    |       |         |
| 250            | GREEK&ROMAN CLT&LITY     | Y       |    | 48-840-201L SEM              | 2   |     | W    | 2:00- 4:50P  | HAINES A20    | VINE, B.H.         | 20       | 30 | LG    | 5.0     |
|                |                          |         |    | 48-295-200L SEM              | 1   |     | TBA  |              |               | MORRIS, S.P.       | 15       | 30 | SO    | 2.0/4.0 |
|                |                          |         |    | RESTRICT: GRADUATE STUDENTS  |     |     |      |              |               |                    |          |    |       |         |
| 287            | GRD COLLQ CLASS LIT      | Y       |    | 48-550-200L SEM              | 1   |     | TBA  |              |               | MORGAN, K.A.       | 15       | 30 | SU    | 2.0     |
|                |                          |         |    | RESTRICT: GRADUATE STUDENTS  |     |     |      |              |               |                    |          |    |       |         |

## Greek

| A per-unit Instructional Enhancement Fee is assessed on most L&S undergraduate nontutorial classes. See the Miscellaneous Fee Chart at <a href="http://www.registrar.ucla.edu/fees/">http://www.registrar.ucla.edu/fees/</a> for fee amounts. |                     |   |  |                 |     |   |     |               |             |               |    |    |    |     |
|---|---------------------|---|--|-----------------|-----|---|-----|---------------|-------------|---------------|----|----|----|-----|
| 1   | ELEMENTARY GREEK    | Y |  | -----           | LEC | 1 | MWF | 11:00- 11:50A | BUNCHE 2160 | TELO, M.      | 40 | 22 | SO | 5.0 |
|   |                     | Y |  | 149-005-201 DIS | 1A  |   | TR  | 9:30- 10:20A  | BUNCHE 2168 | TELO, M.      | 20 |    |    | 0.0 |
|   |                     | Y |  | 149-005-202 DIS | 1B  |   | TBA |               |             | TELO, M.      | 20 |    |    | 0.0 |
| 20  | INTERMEDIATE GREEK  | Y |  | 49-061-200L LEC | 1   |   | TR  | 2:00- 3:15P   | HAINES 110  | MORRIS, S.P.  | 20 | 15 | SO | 4.0 |
| 106   | ARISTOPHANES        | Y |  | 49-351-200L LEC | 1   |   | TBA |               |             | BERGREN, A.L. | 15 | 30 | SO | 4.0 |
| 200A  | HIST-GREEK LITERATR | Y |  | 49-010-200L LEC | 1   |   | TBA |               |             | TELO, M.      | 15 | 30 | SO | 4.0 |

## Latin

| A per-unit Instructional Enhancement Fee is assessed on most L&S undergraduate nontutorial classes. See the Miscellaneous Fee Chart at <a href="http://www.registrar.ucla.edu/fees/">http://www.registrar.ucla.edu/fees/</a> for fee amounts. |                    |   |  |                              |     |   |     |               |             |              |    |    |    |         |
|---|--------------------|---|--|------------------------------|-----|---|-----|---------------|-------------|--------------|----|----|----|---------|
| 1   | ELEMENTARY LATIN   | Y |  | -----                        | LEC | 1 | MWF | 10:00- 10:50A | BUNCHE 2160 | JOHANSON, C. | 40 | 21 | SO | 5.0     |
|   |                    | Y |  | 150-011-201 DIS              | 1A  |   | TR  | 9:00- 9:50A   | DODD 162    |              | 20 |    |    | 0.0     |
|   |                    | Y |  | 150-011-202 DIS              | 1B  |   | TR  | 10:00- 10:50A | DODD 162    |              | 20 |    |    | 0.0     |
|   |                    | Y |  | -----                        | LEC | 2 | MWF | 11:00- 11:50A | BUNCHE 3156 | JOHANSON, C. | 40 | 21 | SO | 5.0     |
|   |                    | Y |  | 150-011-211 DIS              | 2A  |   | TR  | 11:00- 11:50A | DODD 162    |              | 20 |    |    | 0.0     |
|   |                    | Y |  | 150-011-212 DIS              | 2B  |   | TR  | 12:00- 12:50P | DODD 162    |              | 20 |    |    | 0.0     |
|   |                    | Y |  | -----                        | LEC | 3 | MWF | 1:00- 1:50P   | DODD 78     | JOHANSON, C. | 40 | 21 | SO | 5.0     |
|   |                    | Y |  | 150-011-221 DIS              | 3A  |   | TR  | 1:00- 1:50P   | DODD 162    |              | 20 |    |    | 0.0     |
|   |                    | Y |  | 150-011-222 DIS              | 3B  |   | TR  | 2:00- 2:50P   | DODD 162    |              | 20 |    |    | 0.0     |
| 20  | INTERMEDIATE LATIN | Y |  | 50-060-200L LEC              | 1   |   | MWF | 10:00- 10:50A | HAINES 122  | JOHANSON, C. | 20 | 03 | SO | 4.0     |
|   |                    | Y |  | 50-060-201L LEC              | 2   |   | MWF | 10:00- 10:50A | HAINES A6   |              | 20 | 03 | SO | 4.0     |
|   |                    |   |  | RESTRICT: INSTRUCTOR CONSENT |     |   |     |               |             |              |    |    |    |         |
| 105A  | VERGIL-AENEID I-VI | Y |  | 50-337-200L LEC              | 1   |   | TBA |               |             | THE STAFF    | 25 | 30 | SO | 4.0     |
| 107   | HORACE-ODES&EPODES | Y |  | 50-345-200L LEC              | 1   |   | TR  | 3:30- 4:45P   | ROYCE 150   | BUTLER, M.S. | 25 | 30 | SO | 4.0     |
| 220   | CICERO-ORATIONS    | Y |  | 50-116-200L SEM              | 1   |   | F   | 2:00- 4:50P   | DODD 232    | BUTLER, M.S. | 15 | 30 | SO | 2.0/4.0 |

## COMMUNICATION STUDIES

| A per-unit Instructional Enhancement Fee is assessed on most L&S undergraduate nontutorial classes. See the Miscellaneous Fee Chart at <a href="http://www.registrar.ucla.edu/fees/">http://www.registrar.ucla.edu/fees/</a> for fee amounts. |   |   |  |                              |     |   |     |               |              |                   |     |    |    |     |
|---|---|---|--|------------------------------|-----|---|-----|---------------|--------------|-------------------|-----|----|----|-----|
| 1   | PRINC ORAL COMMNCTNY  | Y |  | 24-001-201L LEC              | 1   |   | MW  | 9:00- 10:50A  | ROLFE 3135   | BRIDGEWATER, D.A. | 25  | 02 | SO | 4.0 |
|   |   | Y |  | 24-001-202L LEC              | 2   |   | MW  | 11:00- 12:50P | ROLFE 3135   | BRIDGEWATER, D.A. | 25  | 04 | SO | 4.0 |
|   |   | Y |  | 24-001-203L LEC              | 3   |   | MW  | 2:00- 3:50P   | ROLFE 3135   | KOCHIAN, J.       | 25  | 07 | SO | 4.0 |
|   |   | Y |  | 24-001-204L LEC              | 4   |   | TR  | 12:00- 1:50P  | ROLFE 3135   | MILLER, T.E.      | 25  | 14 | SO | 4.0 |
|   |   | Y |  | 24-001-205L LEC              | 5   |   | TR  | 2:00- 3:50P   | ROLFE 3135   | GREGORY, M.S.     | 25  | 15 | SO | 4.0 |
| 10  | INTRO-COMMCTN STDS  | Y |  | -----                        | LEC | 1 | TR  | 3:00- 4:50P   | BROAD 2160E  | SUMAN, M.W.       | 300 | 16 | LG | 5.0 |
|   |   | Y |  | 024-030-201 DIS              | 1A  |   | M   | 1:00- 1:50P   | PUB AFF 1329 |                   | 25  |    |    | 0.0 |
|   |   | Y |  | 024-030-202 DIS              | 1B  |   | T   | 1:00- 1:50P   | PUB AFF 2238 |                   | 25  |    |    | 0.0 |
|   |   | Y |  | 024-030-203 DIS              | 1C  |   | T   | 11:00- 11:50A | ROLFE 3135   |                   | 25  |    |    | 0.0 |
|   |   | Y |  | 024-030-204 DIS              | 1D  |   | R   | 10:00- 10:50A | PUB AFF 1256 |                   | 25  |    |    | 0.0 |
|   |   | Y |  | 024-030-205 DIS              | 1E  |   | T   | 2:00- 2:50P   | PUB AFF 2238 |                   | 25  |    |    | 0.0 |
|   |   | Y |  | 024-030-206 DIS              | 1F  |   | R   | 12:00- 12:50P | ROYCE 160    |                   | 25  |    |    | 0.0 |
|   |   | Y |  | 024-030-207 DIS              | 1G  |   | M   | 2:00- 2:50P   | PUB AFF 1329 |                   | 25  |    |    | 0.0 |
|   |   | Y |  | 024-030-208 DIS              | 1H  |   | F   | 10:00- 10:50A | ROLFE 3135   |                   | 25  |    |    | 0.0 |
|   |   | Y |  | 024-030-209 DIS              | 1I  |   | F   | 11:00- 11:50A | ROLFE 3135   |                   | 25  |    |    | 0.0 |
|   |   | Y |  | 024-030-210 DIS              | 1J  |   | M   | 3:00- 3:50P   | PUB AFF 1329 |                   | 25  |    |    | 0.0 |
|   |   | Y |  | 024-030-211 DIS              | 1K  |   | R   | 1:00- 1:50P   | ROYCE 160    |                   | 25  |    |    | 0.0 |
|   |   | Y |  | 024-030-212 DIS              | 1L  |   | F   | 12:00- 12:50P | ROLFE 3135   |                   | 25  |    |    | 0.0 |
| 89  | HONORS SEMINARS   | Y |  | 24-267-201L SEM              | 1   |   | T   | 2:00- 2:50P   | ROLFE 3105   | SUMAN, M.W.       | 20  | 30 | SO | 1.0 |
|   |   |   |  | RESTRICT: INSTRUCTOR CONSENT |     |   |     |               |              |                   |     |    |    |     |
|   | Communication Studies 89, seminar 1: Honors Seminar for Communication Studies 10, Lecture 1 |   |  |                              |     |   |     |               |              |                   |     |    |    |     |
|   |   | Y |  | 24-267-202L SEM              | 2   |   | R   | 5:00- 5:50P   | ROLFE 3135   | SUMAN, M.W.       | 20  | 30 | SO | 1.0 |
|   |   |   |  | RESTRICT: INSTRUCTOR CONSENT |     |   |     |               |              |                   |     |    |    |     |
|   | Communication Studies 89, seminar 2: Honors Seminar for Communication Studies 10, Lecture 1 |   |  |                              |     |   |     |               |              |                   |     |    |    |     |
| 100   | COMMUNICATION THRY  | Y |  | -----                        | LEC | 1 | MWF | 9:00- 9:50A   | BUNCHE 2209A | KELLY, W.         | 150 | 02 | SO | 4.0 |
|   |   | Y |  | 024-300-201 DIS              | 1A  |   | M   | 11:00- 11:50A | BUNCHE 2178  |                   | 25  |    |    | 0.0 |
|   |   | Y |  | 024-300-202 DIS              | 1B  |   | M   | 12:00- 12:50P | BUNCHE 2178  |                   | 25  |    |    | 0.0 |
|   |   | Y |  | 024-300-203 DIS              | 1C  |   | W   | 12:00- 12:50P | PUB AFF 2232 |                   | 25  |    |    | 0.0 |
|   |   | Y |  | 024-300-204 DIS              | 1D  |   | W   | 1:00- 1:50P   | PUB AFF 2232 |                   | 25  |    |    | 0.0 |
|   |   | Y |  | 024-300-205 DIS              | 1E  |   | F   | 10:00- 10:50A | PUB AFF 2232 |                   | 25  |    |    | 0.0 |
|   |   | Y |  | 024-300-206 DIS              | 1F  |   | F   | 11:00- 11:50A | PUB AFF 2232 |                   | 25  |    |    | 0.0 |
| 101   | FREEDOM OF COMUNCTNY  | Y |  | -----                        | LEC | 1 | R   | 5:00- 7:50P   | ROLFE 1200   | HOBBS, P.J.       | 225 | 24 | SO | 4.0 |
|   |   | Y |  | 024-306-201 DIS              | 1A  |   | W   | 12:00- 12:50P | PUB AFF 2319 |                   | 25  |    |    | 0.0 |
|   |   | Y |  | 024-306-202 DIS              | 1B  |   | R   | 1:00- 1:50P   | PUB AFF 2238 |                   | 25  |    |    | 0.0 |
|   |   | Y |  | 024-306-203 DIS              | 1C  |   | W   | 10:00- 10:50A | PUB AFF 1278 |                   | 25  |    |    | 0.0 |
|   |   | Y |  | 024-306-204 DIS              | 1D  |   | R   | 3:00- 3:50P   | PUB AFF 2319 |                   | 25  |    |    | 0.0 |
|   |   | Y |  | 024-306-205 DIS              | 1E  |   | M   | 4:00- 4:50P   | ROLFE 3134   |                   | 25  |    |    | 0.0 |
|   |   | Y |  | 024-306-206 DIS              | 1F  |   | W   | 1:00- 1:50P   | PUB AFF 2319 |                   | 25  |    |    | 0.0 |
|   |   | Y |  | 024-306-207 DIS              | 1G  |   | M   | 3:00- 3:50P   | ROLFE 3134   |                   | 25  |    |    | 0.0 |
|   |   | Y |  | 024-306-208 DIS              | 1H  |   | R   | 2:00- 2:50P   | PUB AFF 2319 |                   | 25  |    |    | 0.0 |
|   |   | Y |  | 024-306-209 DIS              | 1I  |   | M   | 2:00- 2:50P   | ROLFE 3134   |                   | 25  |    |    | 0.0 |
| 103A  | FORENSICS   | Y |  | 24-318-200L LEC              | 1   |   | T   | 3:00- 4:50P   | ROYCE 152    | MILLER, T.E.      | 25  | 15 | SO | 2.0 |

| CATALOG NUMBER | COURSE TITLE                           | ENF REQ | ID          | CLS NUMBERTYP | SEC | FEE | DAYS | TIME          | BUILDING/ROOM | INSTRUCTOR     | ENRL CAP | XC | GD TP | UNITS   |
|----------------|--|---------|-------------|---------------|-----|-----|------|---------------|---------------|----------------|----------|----|-------|---------|
| 104            | ANALYSIS & BRIEFING                    | Y       | 24-324-200L | LEC 1         |     |     | R    | 3:00- 4:50P   | BUNCHE 2181   | MILLER, T.E.   | 25       | 16 | SO    | 2.0     |
| 115            | DYAD COMM&INTPR REL                    | Y       | 24-390-200L | LEC 1         |     |     | MWF  | 11:00- 11:50A | HUMANTS 135   | KELLY, W.      | 100      | 04 | SO    | 4.0     |
| 118            | LANGUAGE AND MUSIC                     | Y       | 24-408-200L | LEC 1         |     |     | TR   | 3:30- 4:45P   | HUMANTS 169   | BRYANT, G.A.   | 80       | 16 | SO    | 4.0     |
| M123W          | TALK AND THE BODY                      | Y Y     | -----       | LEC 1         |     |     | MW   | 2:00- 3:50P   | LAKRETZ 110   | GOODWIN, C.    | 6        | 30 | LG    | 5.0     |
|                | SAME AS: ANTHRO M148W, APPLING M161W   |         |             |               |     |     |      |               |               |                |          |    |       |         |
|                |  | Y       | 024-439-201 | DIS 1A        |     |     | W    | 11:00- 11:50A | DODD 170      |                | 2        |    |       | 0.0     |
|                |  | Y       | 024-439-202 | DIS 1B        |     |     | W    | 12:00- 12:50P | BUNCHE 3211   |                | 2        |    |       | 0.0     |
|                |  | Y       | 024-439-203 | DIS 1C        |     |     | W    | 1:00- 1:50P   | BUNCHE 3211   |                | 2        |    |       | 0.0     |
| M125           | TALK&SOCL INSTITTNS                    | Y       | -----       | LEC 1         |     |     | TR   | 2:00- 3:50P   | BUNCHE 2209A  | CLAYMAN, S.E.  | 30       | 15 | SO    | 4.0     |
|                | SAME AS: SOCIOL CM125                  |         |             |               |     |     |      |               |               |                |          |    |       |         |
|                |  | Y       | 024-450-201 | DIS 1A        |     |     | T    | 10:00- 10:50A | BUNCHE 2156   |                | 5        |    |       | 0.0     |
|                |  | Y       | 024-450-202 | DIS 1B        |     |     | T    | 12:00- 12:50P | ROYCE 160     |                | 5        |    |       | 0.0     |
|                |  | Y       | 024-450-203 | DIS 1C        |     |     | T    | 1:00- 1:50P   | ROYCE 160     |                | 5        |    |       | 0.0     |
|                |  | Y       | 024-450-204 | DIS 1D        |     |     | R    | 9:00- 9:50A   | PUB AFF 1278  |                | 5        |    |       | 0.0     |
|                |  | Y       | 024-450-205 | DIS 1E        |     |     | R    | 10:00- 10:50A | PUB AFF 1278  |                | 5        |    |       | 0.0     |
|                |  | Y       | 024-450-206 | DIS 1F        |     |     | R    | 4:00- 4:50P   | ROLFE 3135    |                | 5        |    |       | 0.0     |
| 126            | INTRPRSNL COMMUNCTNY                   | Y       | 24-456-200L | LEC 1         |     |     | TR   | 12:30- 1:45P  | BUNCHE 1209B  | BRYANT, G.A.   | 90       | 30 | LG    | 4.0     |
| M127           | ANIMAL COMMUNICATION Y                 | Y       | 24-462-200L | LEC 1         |     |     | TR   | 2:00- 3:15P   | ROYCE 164     | MANSON, J.H.   | 50       | 15 | LG    | 5.0     |
| 132            | MULTICULTURAL TV                       | Y       | 24-492-200L | LEC 1         |     |     | TR   | 9:30- 10:45A  | PUB AFF 2214  | PETERSON, S.M. | 85       | 12 | LG    | 4.0     |
| M147           | SOCIOL OF MASS COMM Y                  | Y       | -----       | LEC 1         |     |     | MW   | 1:00- 2:50P   | HAINES 220    | ROSSMAN, G.    | 30       | 06 | SO    | 4.0     |
|                | SAME AS: SOCIOL M176                   |         |             |               |     |     |      |               |               |                |          |    |       |         |
|                |  | Y       | 024-582-201 | DIS 1A        |     |     | M    | 10:00- 10:50A | ROYCE 160     |                | 5        |    |       | 0.0     |
|                |  | Y       | 024-582-202 | DIS 1B        |     |     | M    | 11:00- 11:50A | PUB AFF 1270  |                | 5        |    |       | 0.0     |
|                |  | Y       | 024-582-203 | DIS 1C        |     |     | M    | 3:00- 3:50P   | BUNCHE 3157   |                | 5        |    |       | 0.0     |
|                |  | Y       | 024-582-204 | DIS 1D        |     |     | W    | 9:00- 9:50A   | PUB AFF 1256  |                | 5        |    |       | 0.0     |
|                |  | Y       | 024-582-205 | DIS 1E        |     |     | W    | 3:00- 3:50P   | PUB AFF 2238  |                | 5        |    |       | 0.0     |
|                |  | Y       | 024-582-206 | DIS 1F        |     |     | W    | 4:00- 4:50P   | PUB AFF 2238  |                | 5        |    |       | 0.0     |
| 150            | COMMUNICATION RSRCHY                   | Y       | -----       | LEC 1         |     |     | TR   | 3:00- 4:50P   | PUB AFF 2250  | PETERSON, S.M. | 60       | 16 | LG    | 5.0     |
|                | RESTRICT: COMMUNICATION STUDIES MAJORS |         |             |               |     |     |      |               |               |                |          |    |       |         |
|                |  | Y       | 024-600-201 | DIS 1A        |     |     | T    | 2:00- 2:50P   | PUB AFF 2242  |                | 20       |    |       | 0.0     |
|                |  | Y       | 024-600-202 | DIS 1B        |     |     | T    | 5:00- 5:50P   | PUB AFF 2242  |                | 20       |    |       | 0.0     |
|                |  | Y       | 024-600-203 | DIS 1C        |     |     | R    | 5:00- 5:50P   | PUB AFF 2242  |                | 20       |    |       | 0.0     |
| 152            | ANLYS-COMM EFFECTS                     | Y       | 24-612-200L | LEC 1         |     |     | TR   | 11:00- 12:15P | HUMANTS 135   | SUMAN, M.W.    | 115      | 13 | SO    | 4.0     |
| 174            | TRIAL BY JURY                          | Y       | 24-744-200L | LEC 1         |     |     | T    | 5:00- 7:50P   | ROYCE 190     | GORIN, D.      | 85       | 30 | LG    | 4.0     |
| 179            | IMAGES OF U.S.                         | Y       | 24-774-200L | LEC 1         |     |     | TR   | 9:30- 10:45A  | ROLFE 3135    | SANDERS, B.    | 20       | 30 | SO    | 4.0     |
| 185            | FLD STD-COMMUNICATN Y                  | Y       | 24-810-200L | LEC 1         |     |     | R    | 5:00- 6:50P   | PERLOFF 1102  | GREGORY, M.S.  | 80       | 30 | PN    | 2.0-4.0 |
|                | RESTRICT: UNDERGRADUATE STUDENTS ONLY  |         |             |               |     |     |      |               |               |                |          |    |       |         |

COMMUNITY HEALTH SCIENCES

|      |   |   |             |       |  |  |    |               |                |                   |    |    |    |     |
|------|---|---|-------------|-------|--|--|----|---------------|----------------|-------------------|----|----|----|-----|
| 132  | HLTH&DSEAS&SRV-L AM N   | N | 40-492-200L | LEC 1 |  |  | T  | 10:00- 12:50P | PUB HLT 61269  | TAUB, B.          | 22 | 13 | SO | 4.0 |
|      | RESTRICT: JUNIORS AND ABOVE   |   |             |       |  |  |    |               |                |                   |    |    |    |     |
|      | For Community Health Sciences 179, enrollment is limited to entering students; enrollment restrictions will be lifted on August 27, 2010. |   |             |       |  |  |    |               |                |                   |    |    |    |     |
| 179  | LIFE SKILLS   | N | 40-775-201L | SEM 1 |  |  | MW | 1:00- 2:50P   | SAC 304        |                   | 20 | 30 | SO | 4.0 |
|      | RESTRICT: FIRST-YEAR FRESHMEN   |   |             |       |  |  |    |               |                |                   |    |    |    |     |
|      |   | N | 40-775-202L | SEM 2 |  |  | MW | 3:00- 4:50P   | SAC 304        | LUKE, V.          | 20 | 30 | SO | 4.0 |
|      | RESTRICT: FIRST-YEAR FRESHMEN   |   |             |       |  |  |    |               |                |                   |    |    |    |     |
|      |   | N | 40-775-203L | SEM 3 |  |  | TR | 9:00- 10:50A  | SAC 304        | MCKINNEY, K.J.    | 20 | 30 | SO | 4.0 |
|      | RESTRICT: FIRST-YEAR FRESHMEN   |   |             |       |  |  |    |               |                |                   |    |    |    |     |
|      |   | N | 40-775-204L | SEM 4 |  |  | TR | 11:00- 12:50P | SAC 304        | ORENSTEIN, R.     | 20 | 30 | SO | 4.0 |
|      | RESTRICT: FIRST-YEAR FRESHMEN   |   |             |       |  |  |    |               |                |                   |    |    |    |     |
|      |   | N | 40-775-205L | SEM 5 |  |  | TR | 1:00- 2:50P   | SAC 304        | MCKINNEY, K.J.    | 20 | 30 | SO | 4.0 |
|      | RESTRICT: FIRST-YEAR FRESHMEN   |   |             |       |  |  |    |               |                |                   |    |    |    |     |
|      |   | N | 40-775-206L | SEM 6 |  |  | TR | 3:00- 4:50P   | SAC 304        | VIELE, P.L.       | 18 | 30 | SO | 4.0 |
|      | RESTRICT: FIRST-YEAR FRESHMEN   |   |             |       |  |  |    |               |                |                   |    |    |    |     |
|      |   | N | 40-775-207L | SEM 7 |  |  | MW | 11:00- 12:50P | SAC 304        | BROWN GARNETT, T. | 15 | 30 | SO | 4.0 |
|      |   | N | 40-775-208L | SEM 8 |  |  | TR | 5:00- 6:50P   | SAC 304        | LUKE, V.          | 15 | 30 | SO | 4.0 |
|      | RESTRICT: FIRST-YEAR FRESHMEN   |   |             |       |  |  |    |               |                |                   |    |    |    |     |
| 200  | GLOBAL HLTH PROBLMS N   | N | 40-002-200L | LEC 1 |  |  | TR | 1:00- 2:50P   | PUB HLT 61269  | GIPSON, J.D.      | 35 | 30 | LG | 4.0 |
|      | RESTRICT: GRADUATE STUDENTS   |   |             |       |  |  |    |               |                |                   |    |    |    |     |
|      |   | N | 40-002-210L | LEC 2 |  |  | U  | 8:00- 4:50P   |                | GALAL, O.M.       | 40 | 30 | LG | 4.0 |
|      | RESTRICT: HEALTH&ALLIED PROFESSIONAL MPH PROGR  |   |             |       |  |  |    |               |                |                   |    |    |    |     |
| 210  | COMUNITY HEALTH SCI N   | N | 40-061-200L | LEC 1 |  |  | MW | 10:00- 11:50A | HLTHSCI 13105A |                   | 80 | 30 | LG | 4.0 |
|      | RESTRICT: PUBLIC HEALTH MAJORS  |   |             |       |  |  |    |               |                |                   |    |    |    |     |
|      |   | N | 40-061-300L | LEC 2 |  |  | F  | 1:30- 5:20P   |                | UPCHURCH, D.M.    | 20 | 30 | LG | 4.0 |
|      | RESTRICT: HEALTH&ALLIED PROFESSIONAL MPH PROGR  |   |             |       |  |  |    |               |                |                   |    |    |    |     |
| 213  | CMMNTY&PTNT HLTH ED N   | N | 40-078-200L | LEC 1 |  |  | T  | 8:00- 10:50A  | PUB HLT A1241  | MORISKY, D.E.     | 20 | 30 | LG | 4.0 |
|      | RESTRICT: GRADUATE STUDENTS   |   |             |       |  |  |    |               |                |                   |    |    |    |     |
|      |   | N | 40-078-300L | LEC 2 |  |  | F  | 8:30- 12:20P  | PUB HLT 41268  | MORISKY, D.E.     | 20 | 30 | LG | 4.0 |
|      | RESTRICT: HEALTH&ALLIED PROFESSIONAL MPH PROGR  |   |             |       |  |  |    |               |                |                   |    |    |    |     |
| M218 | QUESTNNR DSGN&ADMINN  | N | 40-108-200L | LEC 1 |  |  | MW | 8:00- 9:50A   | PUB HLT 41235  | BOURQUE, L.B.     | 15 | 30 | LG | 4.0 |
|      | SAME AS: EPIDEM M218  |   |             |       |  |  |    |               |                |                   |    |    |    |     |
|      | RESTRICT: INSTRUCTOR CONSENT  |   |             |       |  |  |    |               |                |                   |    |    |    |     |
| 219  | DATA ANALYSIS   | N | 40-116-200L | SEM 1 |  |  | T  | 1:00- 3:50P   | PUB HLT 61235  |                   | 20 | 30 | LG | 4.0 |
|      | RESTRICT: INSTRUCTOR CONSENT  |   |             |       |  |  |    |               |                |                   |    |    |    |     |
| 231  | MTRNL&CHILD NUTRITN N   | N | 40-186-200L | LEC 1 |  |  | TR | 10:00- 11:50A | PUB HLT 51279  | BAER, M.T.        | 35 | 30 | LG | 4.0 |
|      | RESTRICT: PUBLIC HEALTH MAJOR   |   |             |       |  |  |    |               |                |                   |    |    |    |     |
| M234 | OBESITY&ACTVTY&NUTRN  | N | 40-206-201L | SEM 1 |  |  | R  | 12:00- 2:50P  | PUB HLT 61235  | YANCEY, A.K.      | 15 | 30 | SO | 4.0 |
|      | SAME AS: HLT SER M255   |   |             |       |  |  |    |               |                |                   |    |    |    |     |
| 235  | RACL HLTH DISPARITY N   | N | 40-211-200L | SEM 1 |  |  | F  | 1:00- 3:50P   | PUB HLT 41235  | GEE, G.C.         | 20 | 30 | LG | 4.0 |
| 257  | DISASTR PREPAREDNSS N   | N | 40-342-200L | LEC 1 |  |  | M  | 3:00- 5:50P   | PUB HLT 61262  | SHOAF, K.I.       | 20 | 30 | LG | 4.0 |
|      | RESTRICT: GRADUATE STUDENTS   |   |             |       |  |  |    |               |                |                   |    |    |    |     |
| M272 | SOCIAL EPIDEMIOLOGY N   | N | 40-428-200L | LEC 1 |  |  | W  | 1:00- 3:50P   | PUB HLT 41235  | SIEGEL, J.M.      | 20 | 30 | LG | 4.0 |
| 276  | CMPLMNTY&ALTRNT MDN   | N | 40-458-200L | LEC 1 |  |  | T  | 2:00- 4:50P   | PUB HLT 71257  | GOLDSTEIN, M.S.   | 20 | 30 | LG | 4.0 |
|      | RESTRICT: GRADUATE STUDENTS   |   |             |       |  |  |    |               |                |                   |    |    |    |     |
| 281  | HLTH PROMOTION&EDUCN  | N | 40-484-200L | SEM 1 |  |  | F  | 1:30- 5:20P   |                | TAUB, B.          | 20 | 30 | LG | 4.0 |
|      | RESTRICT: HEALTH&ALLIED PROFESSIONAL MPH PROGR  |   |             |       |  |  |    |               |                |                   |    |    |    |     |
| 282  | CMNCT-HLTH PROMO&EDN  | N | 40-492-200L | LEC 1 |  |  | T  | 3:00- 5:50P   | PUB HLT 51279  | GLIK, D.C.        | 20 | 30 | LG | 4.0 |
| 286  | DOCTORAL ROUNDTABLEN  | N | 40-517-200L | SEM 1 |  |  | M  | 4:00- 5:50P   | PUB HLT 41268  | WALLACE, S.P.     | 48 | 30 | SU | 4.0 |
|      | RESTRICT: PUBLIC HEALTH MAJORS  |   |             |       |  |  |    |               |                |                   |    |    |    |     |
| 288  | HLTH COM-PPLR MEDIA N   | N | 40-532-200L | LEC 1 |  |  | R  | 3:00- 5:50P   | PUB HLT 61269  | GLIK, D.C.        | 20 | 30 | LG | 4.0 |
|      | RESTRICT: GRADUATE STUDENTS   |   |             |       |  |  |    |               |                |                   |    |    |    |     |
| 291  | HEALTH POLICY&AGED N  | N | 40-547-200L | LEC 1 |  |  | R  | 3:00- 5:50P   | PUB HLT 61235  | WALLACE, S.P.     | 20 | 30 | LG | 4.0 |

| CATALOG NUMBER | COURSE TITLE         | ENF REQ | CLS ID                              | NUMB | TYP | SEC | FEE | DAYS | TIME          | BUILDING/ROOM | INSTRUCTOR       | ENRL CAP | XC | GD TP | UNITS |
|----------------|----------------------|---------|-------------------------------------|------|-----|-----|-----|------|---------------|---------------|------------------|----------|----|-------|-------|
| M420           | CHLDRN-SPCL HLTH CR  | N       | 40-640-200L                         | LEC  | 1   |     |     | R    | 1:00- 3:50P   | PUB HLT 71257 | SMITH, K.A.      | 10       | 30 | LG    | 4.0   |
|                |                      |         | SAME AS: HLT SER M420,SOC WLF M290I |      |     |     |     |      |               |               |                  |          |    |       |       |
| M428           | CHILD&FAMILY HEALTH  | N       | 40-656-201L                         | SEM  | 1   |     |     | T    | 8:00- 9:50A   | PUB HLT 61235 | DU PLESSIS, H.M. | 20       | 30 | SO    | 2.0   |
|                |                      |         | SAME AS: HLT SER M428               |      |     |     |     |      |               |               |                  |          |    |       |       |
| 440            | HLTH&SCRTRY-US BORDR | N       | 40-681-201L                         | LEC  | 1   |     |     | M    | 10:00- 11:50A | PUB HLT 61262 | STRATTON, S.J.   | 20       | 30 | LG    | 2.0   |
| 451            | POST-DSASTR COM HLT  | N       | 40-702-200L                         | LEC  | 1   |     |     | M    | 12:00- 2:50P  | PUB HLT 61235 | DORIAN, A.       | 20       | 30 | LG    | 4.0   |
|                |                      |         | RESTRICT: GRADUATE STUDENTS         |      |     |     |     |      |               |               |                  |          |    |       |       |
| 485            | RSRC DEV-CMNTY HLTH  | N       | 40-770-200L                         | LEC  | 1   |     |     | W    | 10:00- 12:50P | PUB HLT 51279 | PRELIP, M.L.     | 20       | 30 | LG    | 4.0   |
|                |                      |         | RESTRICT: GRADUATE STUDENTS         |      |     |     |     |      |               |               |                  |          |    |       |       |

COMPARATIVE LITERATURE

A per-unit Instructional Enhancement Fee is assessed on most L&S undergraduate nontutorial classes. See the Miscellaneous Fee Chart at <http://www.registrar.ucla.edu/fees/> for fee amounts. **COMPARATIVE LITERATURE POLICY FOR ATTENDANCE AND LATE ENROLLMENT IN ALL 2V AND 4V CLASSES:** The department will cancel your enrollment in any Comparative Literature 2V and 4V class if you do not attend at least one of the first two class meetings after the first week of classes. Wait-listed students may enroll in Comparative Literature 2W and 4W classes only with permission to enroll obtained from the instructor.

|      |                      |   |   |             |     |   |  |        |               |               |                  |     |    |    |     |
|------|----------------------|---|---|-------------|-----|---|--|--------|---------------|---------------|------------------|-----|----|----|-----|
| 1B   | WRD LIT-MID AGE-17C  | Y | -----   | LEC         | 1   |   |  | TR     | 11:00- 12:50P | PUB AFF 2214  | KRISTAL, E.      | 80  | 13 | SO | 5.0 |
|      |                      | Y | 152-002-201   | DIS         | 1A  |   |  | T      | 1:00- 1:50P   | HUMANTS A48   |                  | 20  |    |    | 0.0 |
|      |                      | Y | 152-002-202   | DIS         | 1B  |   |  | T      | 2:00- 2:50P   | HUMANTS A48   |                  | 20  |    |    | 0.0 |
|      |                      | Y | 152-002-203   | DIS         | 1C  |   |  | R      | 1:00- 1:50P   | HUMANTS A48   |                  | 20  |    |    | 0.0 |
|      |                      | Y | 152-002-204   | DIS         | 1D  |   |  | R      | 1:00- 1:50P   | BUNCHE 3170   |                  | 20  |    |    | 0.0 |
| 2AW  | SRV-LT-ANTQ-MID AGE  | Y | Y   | -----       | LEC | 1 |  | TR     | 12:30- 1:45P  | PERLOFF 1102  | KING, K.C.       | 130 | 14 | LG | 5.0 |
|      |                      | Y | 152-008-201   | DIS         | 1A  |   |  | F      | 9:00- 10:50A  | BUNCHE 2181   |                  | 20  |    |    | 0.0 |
|      |                      | Y | 152-008-202   | DIS         | 1B  |   |  | R      | 2:00- 3:50P   | ROYCE 156     |                  | 20  |    |    | 0.0 |
|      |                      | Y | 152-008-203   | DIS         | 1C  |   |  | F      | 2:00- 3:50P   | BUNCHE 1221A  |                  | 20  |    |    | 0.0 |
|      |                      | Y | 152-008-204   | DIS         | 1D  |   |  | R      | 2:00- 3:50P   | BUNCHE 2168   |                  | 20  |    |    | 0.0 |
|      |                      | Y | 152-008-205   | DIS         | 1E  |   |  | W      | 9:00- 10:50A  | BUNCHE 3123   |                  | 20  |    |    | 0.0 |
|      |                      | Y | 152-008-206   | DIS         | 1F  |   |  | TBA    |               |               |                  | 25  |    |    | 0.0 |
| 2CW  | SRV-LIT-ENLTNMT-20C  | Y | Y   | -----       | LEC | 1 |  | MW     | 12:00- 12:50P | BUNCHE 2209A  | KOMAR, K.L.      | 150 | 05 | LG | 5.0 |
|      |                      | Y | 152-010-201   | DIS         | 1A  |   |  | MW     | 1:00- 1:50P   | BUNCHE 3150   |                  | 25  |    |    | 0.0 |
|      |                      | Y | 152-010-202   | DIS         | 1B  |   |  | MW     | 1:00- 1:50P   | ROYCE 162     |                  | 25  |    |    | 0.0 |
|      |                      | Y | 152-010-203   | DIS         | 1C  |   |  | MW     | 2:00- 2:50P   | BUNCHE 3150   |                  | 25  |    |    | 0.0 |
|      |                      | Y | 152-010-204   | DIS         | 1D  |   |  | MW     | 2:00- 2:50P   | BUNCHE 2181   |                  | 25  |    |    | 0.0 |
|      |                      | Y | 152-010-205   | DIS         | 1E  |   |  | MW     | 3:00- 3:50P   | MOORE 1003    |                  | 25  |    |    | 0.0 |
|      |                      | Y | 152-010-206   | DIS         | 1F  |   |  | MW     | 3:00- 3:50P   | BUNCHE 3153   |                  | 25  |    |    | 0.0 |
| 2DW  | GREAT BOOKS-WORLD    | Y | Y   | -----       | LEC | 1 |  | MW     | 11:00- 12:15P | KNSY PV 1240B | MURRAY-ROMAN, J. | 80  | 04 | LG | 5.0 |
|      |                      | Y | 152-011-201   | DIS         | 1A  |   |  | TBA    |               |               |                  | 20  |    |    | 0.0 |
|      |                      | Y | 152-011-202   | DIS         | 1B  |   |  | MW     | 12:30- 1:20P  | BUNCHE A152   |                  | 20  |    |    | 0.0 |
|      |                      | Y | 152-011-203   | DIS         | 1C  |   |  | MW     | 2:00- 2:50P   | PUB AFF 1270  |                  | 20  |    |    | 0.0 |
|      |                      | Y | 152-011-204   | DIS         | 1D  |   |  | TBA    |               |               |                  | 20  |    |    | 0.0 |
| 4AW  | ANTIQTQ TO MID AGES  | Y | Y   | 52-016-200L | DIS | 1 |  | TBA    |               |               |                  | 18  | 30 | LG | 5.0 |
| 4BW  | MIDDLE AGES TO 17C   | Y | Y   | 52-017-200L | DIS | 1 |  | TR     | 9:00- 10:50A  | HUMANTS A48   |                  | 20  | 30 | LG | 5.0 |
| 4CW  | ENLTNMT TO 20TH C    | Y | Y   | 52-018-200L | DIS | 1 |  | TBA    |               |               |                  | 25  | 30 | LG | 5.0 |
|      |                      | Y | Y   | 52-018-202L | DIS | 2 |  | TR     | 12:00- 1:50P  | BUNCHE 3123   |                  | 25  | 30 | LG | 5.0 |
| 4DW  | GREAT BOOKS          | Y | Y   | 52-019-200L | DIS | 1 |  | MW     | 2:00- 3:50P   | ROYCE 148     |                  | 25  | 30 | LG | 5.0 |
|      |                      | Y | Y   | 52-019-202L | DIS | 2 |  | TR     | 2:00- 3:50P   | HUMANTS A26   |                  | 25  | 30 | LG | 5.0 |
|      |                      | Y | Y   | 52-019-205L | DIS | 5 |  | MW     | 2:00- 3:50P   | DODD 162      |                  | 20  | 30 | LG | 5.0 |
| 100  | INT-LIT&CRIT THEORY  | Y | 52-301-200L   | LEC         | 1   |   |  | M      | 2:00- 4:50P   | HUMANTS 348   | KAUFMAN, E.K.    | 12  | 30 | LG | 5.0 |
|      |                      |   | RESTRICT: COMPARATIVE LITERATURE MAJORS                   |             |     |   |  |        |               |               |                  |     |    |    |     |
| M148 | ARAB FILM AND SONG   | Y | 52-588-200L   | SEM         | 1   |   |  | R      | 2:00- 4:50P   | HUMANTS A48   | GANNA, N.        | 20  | 30 | SO | 4.0 |
| C173 | POSTMDRNSM&3RD WRLDY | Y | 52-738-200L   | SEM         | 1   |   |  | M      | 2:00- 4:50P   | HAINES A76    | MARCHANT, E.A.   | 20  | 30 | SO | 4.0 |
| 191  | VARIABLE TOPICS      | Y | 52-846-200L   | SEM         | 1   |   |  | M      | 10:00- 12:50P | PUB AFF 2317  | MCCLURE, K.M.    | 15  | 30 | SO | 4.0 |
|      |                      |   | Comparative Literature 191, seminar 1:                    |             |     |   |  |        |               |               |                  |     |    |    |     |
| 200A | THEORY OF COMP LIT   | Y | 56-001-200L   | SEM         | 1   |   |  | W      | 2:00- 4:50P   | HUMANTS A48   | KRISTAL, E.      | 10  | 30 | SO | 6.0 |
|      |                      |   | RESTRICT: GRADUATE STUDENTS                               |             |     |   |  |        |               |               |                  |     |    |    |     |
| C273 | POSTMDRNSM&3RD WRLDY | Y | 56-366-200L   | SEM         | 1   |   |  | T      | 1:00- 3:50P   | HUMANTS 348   |                  | 10  | 30 | SO | 4.0 |
| 290  | CNTMP THRY OF CRIT   | Y | 56-499-201L   | SEM         | 1   |   |  | W      | 2:00- 4:50P   | HUMANTS 348   | KAUFMAN, E.K.    | 15  | 30 | SO | 4.0 |
|      |                      |   | RESTRICT: GRADUATE STUDENTS                               |             |     |   |  |        |               |               |                  |     |    |    |     |
|      |                      |   | Comparative Literature 290, seminar 1:                    |             |     |   |  |        |               |               |                  |     |    |    |     |
|      |                      | Y | 56-499-202L   | SEM         | 2   |   |  | T      | 1:00- 3:50P   | ROLFE 3119    | MCCLURE, K.M.    | 15  | 30 | SO | 4.0 |
|      |                      |   | RESTRICT: GRADUATE STUDENTS                               |             |     |   |  |        |               |               |                  |     |    |    |     |
| 495  | PREP TEACH LIT&CMPO  | Y | 56-775-200L   | SEM         | 1   |   |  | UNSCHE |               |               | KRISTAL, E.      | 20  | 30 | SU | 4.0 |
|      |                      |   | RESTRICT: COMPARATIVE LITERATURE MAJORS,GRADUATE STUDENTS |             |     |   |  |        |               |               |                  |     |    |    |     |

COMPUTATIONAL AND SYSTEMS BIOLOGY

A per-unit Instructional Enhancement Fee is assessed on most L&S undergraduate nontutorial classes. See the Miscellaneous Fee Chart at <http://www.registrar.ucla.edu/fees/> for fee amounts.

|       |                       |       |  |     |    |  |  |    |               |              |                 |   |    |    |     |
|-------|-----------------------|-------|--|-----|----|--|--|----|---------------|--------------|-----------------|---|----|----|-----|
| M184  | COMPUTTNL&SSTMS BIOY  | Y     | 70-804-200L  | LEC | 1  |  |  | F  | 2:00- 3:50P   | MS 5138      | DISTEFANO, J.J. | 0 | 30 | PN | 2.0 |
|       |                       |       | For Computational and Systems Biology M186B, students must enroll via Computer Science CM186B. |     |    |  |  |    |               |              |                 |   |    |    |     |
| M186B | MDLNG&SMLTN-BIO SYS Y | ----- | LEC  | 1   |    |  |  | MW | 2:00- 3:50P   | BOELTER 5264 | DISTEFANO, J.J. | 0 | 07 | LG | 5.0 |
|       |                       |       | SAME AS: BIOMED CM186B,COM SCI CM186B  |     |    |  |  |    |               |              |                 |   |    |    |     |
|       |                       | Y     | 70-817-201L  | LAB | 1A |  |  | F  | 11:00- 12:50P | BOELTER 3760 |                 | 0 |    |    | 0.0 |

COMPUTER SCIENCE

A per-unit Instructional Enhancement Fee is assessed on all HSEAS undergraduate nontutorial classes and HSEAS graduate nontutorial classes taught concurrently with undergraduate classes. See the Miscellaneous Fee Chart at <http://www.registrar.ucla.edu/fees/> for fee amounts. Students who enroll in the HSEAS course without completing the prerequisites are subject to enrollment at the second class meeting if necessary, consult HSEAS counselor in 6426 Boelter Hall.

|    |                       |       |   |     |    |  |  |    |               |              |                 |     |    |    |     |
|----|-----------------------|-------|---|-----|----|--|--|----|---------------|--------------|-----------------|-----|----|----|-----|
| 1  | FRESHMAN CS SEMINAR Y | ----- | SEM                                       | 1   |    |  |  | F  | 11:00- 11:50A | BOELTER 3400 | CONG, J.J.      | 145 | 30 | LG | 1.0 |
|    |                       |       | RESTRICT: COMPUTER SCIENCE UNDERGRADUATES |     |    |  |  |    |               |              |                 |     |    |    |     |
|    |                       | Y     | 187-003-201                               | DIS | 1A |  |  | M  | 1:00- 1:50P   | PUB AFF 1222 |                 | 72  |    |    | 0.0 |
|    |                       | Y     | 187-003-202                               | DIS | 1B |  |  | W  | 1:00- 1:50P   | PUB AFF 1222 |                 | 73  |    |    | 0.0 |
| 31 | INTRO TO COM SCI 1    | Y     | -----                                     | LEC | 1  |  |  | MW | 10:00- 11:50A | HAINES A18   | SMALLBERG, D.A. | 100 | 28 | LG | 4.0 |
|    |                       |       | RESTRICT: UG ENGR, SEVERAL OTHER MAJORS   |     |    |  |  |    |               |              |                 |     |    |    |     |
|    |                       | Y     | 187-093-201                               | DIS | 1A |  |  | F  | 10:00- 11:50A | BOELTER 5436 |                 | 25  |    |    | 0.0 |
|    |                       | Y     | 187-093-202                               | DIS | 1B |  |  | F  | 10:00- 11:50A | BOELTER 5419 |                 | 25  |    |    | 0.0 |
|    |                       | Y     | 187-093-203                               | DIS | 1C |  |  | F  | 12:00- 1:50P  | ROYCE 150    |                 | 25  |    |    | 0.0 |
|    |                       | Y     | 187-093-204                               | DIS | 1D |  |  | F  | 10:00- 11:50A | BOELTER 5440 |                 | 25  |    |    | 0.0 |
|    |                       | Y     | -----                                     | LEC | 2  |  |  | MW | 2:00- 3:50P   | FRANZ 1260   | SMALLBERG, D.A. | 100 | 28 | LG | 4.0 |
|    |                       |       | RESTRICT: UG ENGR, SEVERAL OTHER MAJORS   |     |    |  |  |    |               |              |                 |     |    |    |     |
|    |                       | Y     | 187-093-211                               | DIS | 2A |  |  | F  | 2:00- 3:50P   | BOELTER 5264 |                 | 34  |    |    | 0.0 |
|    |                       | Y     | 187-093-212                               | DIS | 2B |  |  | F  | 2:00- 3:50P   | BOELTER 5419 |                 | 33  |    |    | 0.0 |
|    |                       | Y     | 187-093-213                               | DIS | 2C |  |  | F  | 12:00- 1:50P  | BOELTER 9436 |                 | 33  |    |    | 0.0 |



| CATALOG NUMBER | COURSE TITLE         | ENF REQ   | CLC ID      | NUMB        | TYP | SEC | FEE | DAYS   | TIME          | BUILDING/ROOM | INSTRUCTOR       | ENRL CAP | XC | GD TP | UNITS   |
|----------------|----------------------|---|-------------|-------------|-----|-----|-----|--------|---------------|---------------|------------------|----------|----|-------|---------|
|                |                      | Y   | -----       | LEC         | 3   |     |     | MW     | 4:00- 5:50P   | PAB 1425      | ROHR, J.A.       | 100      | 28 | LG    | 4.0     |
|                |                      | RESTRICT: UG ENGR, SEVERAL OTHER MAJORS   |             |             |     |     |     |        |               |               |                  |          |    |       |         |
|                |                      | Y   | 187-093-221 | DIS         | 3A  |     |     | F      | 4:00- 5:50P   | BOELTER 5436  |                  | 25       |    |       | 0.0     |
|                |                      | Y   | 187-093-222 | DIS         | 3B  |     |     | F      | 4:00- 5:50P   | BOELTER 9436  |                  | 25       |    |       | 0.0     |
|                |                      | Y   | 187-093-223 | DIS         | 3C  |     |     | F      | 10:00- 11:50A | BOELTER 5252  |                  | 25       |    |       | 0.0     |
|                |                      | Y   | 187-093-224 | DIS         | 3D  |     |     | F      | 2:00- 3:50P   | BOELTER 5422  |                  | 25       |    |       | 0.0     |
| 33             | COMPUTER ORGANIZATNY | Y   | -----       | LEC         | 1   |     |     | TR     | 2:00- 3:50P   | KNSY PV 1200B | REINMAN, G.D.    | 60       | 28 | LG    | 5.0     |
|                |                      | RESTRICT: UG ENGR, MATH-COMP, CYBERNT, GRD COM SC   |             |             |     |     |     |        |               |               |                  |          |    |       |         |
|                |                      | Y   | 187-101-201 | DIS         | 1A  |     |     | F      | 2:00- 3:50P   | BOELTER 5252  |                  | 30       |    |       | 0.0     |
|                |                      | Y   | 187-101-202 | DIS         | 1B  |     |     | F      | 4:00- 5:50P   | BOELTER 5264  |                  | 30       |    |       | 0.0     |
| 35L            | SOFTWARE CONST LAB   | Y   | Y           | 87-105-201L | LAB | 1   |     | MW     | 10:00- 11:50A | BOELTER 3760  | EGGERT, P.R.     | 28       | 03 | LG    | 2.0     |
|                |                      | RESTRICT: COM SCI, EL ENGR, CYBERNTCS UNDERGRADS  |             |             |     |     |     |        |               |               |                  |          |    |       |         |
|                |                      | Y   | Y           | 87-105-202L | LAB | 2   |     | MW     | 2:00- 3:50P   | BOELTER 3760  | EGGERT, P.R.     | 28       | 07 | LG    | 2.0     |
|                |                      | RESTRICT: ALL UG ENGR MAJORS, MATH-COMP, CYBERNT  |             |             |     |     |     |        |               |               |                  |          |    |       |         |
|                |                      | Y   | Y           | 87-105-203L | LAB | 3   |     | MW     | 4:00- 5:50P   | BOELTER 3760  |                  | 28       | 09 | LG    | 2.0     |
|                |                      | RESTRICT: ALL UG ENGR MAJORS, MATH-COMP, CYBERNT  |             |             |     |     |     |        |               |               |                  |          |    |       |         |
| M51A           | LOGC DSGN-DGTL SSTM  | Y   | -----       | LEC         | 1   |     |     | MW     | 10:00- 11:50A | HUMANTS A65   | NAHAPETIAN, A.   | 70       | 03 | LG    | 4.0     |
|                |                      | SAME AS: EL ENGR M16  |             |             |     |     |     |        |               |               |                  |          |    |       |         |
|                |                      | RESTRICT: EE, CS, CS&E, CYBER, PRECYB UNDERGRADS  |             |             |     |     |     |        |               |               |                  |          |    |       |         |
|                |                      | Y   | 87-154-201L | DIS         | 1A  |     |     | F      | 10:00- 11:50A | HUMANTS A65   |                  | 70       |    |       | 0.0     |
|                |                      | Y   | -----       | LEC         | 2   |     |     | MW     | 2:00- 3:50P   | HUMANTS A65   | ESHAGHIAN, M.M.  | 0        | 07 | LG    | 4.0     |
|                |                      | RESTRICT: EE, CS, CS&E, CYBER, PRECYB UNDERGRADS  |             |             |     |     |     |        |               |               |                  |          |    |       |         |
|                |                      | Y   | 187-154-211 | DIS         | 2A  |     |     | F      | 10:00- 11:50A | LAKRETZ 120   |                  | 0        |    |       | 0.0     |
|                |                      | Y   | 187-154-212 | DIS         | 2B  |     |     | F      | 2:00- 3:50P   | HAINES A25    |                  | 0        |    |       | 0.0     |
|                |                      | Y   | 187-154-213 | DIS         | 2C  |     |     | W      | 4:00- 5:50P   | BOELTER 5273  |                  | 0        |    |       | 0.0     |
| 111            | OPERATNG SSTMS PRIN  | Y   | -----       | LEC         | 1   |     |     | TR     | 10:00- 11:50A | FRANZ 2258A   | EGGERT, P.R.     | 70       | 13 | LG    | 4.0     |
|                |                      | RESTRICT: COM SCI, EE, CYBERNETICS JR OR SR   |             |             |     |     |     |        |               |               |                  |          |    |       |         |
|                |                      | Y   | 187-336-201 | LAB         | 1A  |     |     | F      | 10:00- 11:50A | DODD 78       |                  | 35       |    |       | 0.0     |
|                |                      | Y   | 187-336-202 | LAB         | 1B  |     |     | F      | 12:00- 1:50P  | BOELTER 5264  |                  | 35       |    |       | 0.0     |
|                |                      | Computer Science 118, lecture 80, is limited to students in the online M.S. in Engineering program. |             |             |     |     |     |        |               |               |                  |          |    |       |         |
| 118            | CMPTR NTRWK FNDMNTLY | Y   | -----       | LEC         | 1   |     |     | TR     | 4:00- 5:50P   | MS 5200       | LU, S.           | 65       | 28 | LG    | 4.0     |
|                |                      | RESTRICT: COM SCI, EE, CYBERNETICS JR OR SR   |             |             |     |     |     |        |               |               |                  |          |    |       |         |
|                |                      | Y   | 87-350-201L | DIS         | 1A  |     |     | F      | 10:00- 11:50A | HAINES 118    |                  | 65       |    |       | 0.0     |
|                |                      | Y   | 87-350-280L | LEC         | 80  |     |     | UNSCHE |               |               | GERLA, M.        | 0        | 30 | LG    | 4.0     |
|                |                      | RESTRICT: ON-LINE MASTERS PROGRAM   |             |             |     |     |     |        |               |               |                  |          |    |       |         |
| 131            | PROGRAMMING LANGS    | Y   | -----       | LEC         | 1   |     |     | TR     | 2:00- 3:50P   | BOELTER 5249  | EGGERT, P.R.     | 55       | 15 | LG    | 4.0     |
|                |                      | RESTRICT: UG ENGR, MATH-COMP, CYBERNT, GRD COM SC   |             |             |     |     |     |        |               |               |                  |          |    |       |         |
|                |                      | Y   | 87-510-201L | LAB         | 1A  |     |     | F      | 2:00- 3:50P   | GEOLOGY 3656  |                  | 55       |    |       | 0.0     |
| 136            | COMPUTER SECURITY    | Y   | -----       | LEC         | 1   |     |     | TR     | 8:00- 9:50A   | BOELTER 5436  | THE STAFF        | 50       | 11 | LG    | 4.0     |
|                |                      | RESTRICT: COM SCI AND EL ENGR JUNIORS&SENIORS   |             |             |     |     |     |        |               |               |                  |          |    |       |         |
|                |                      | Y   | 87-516-201L | DIS         | 1A  |     |     | F      | 8:00- 9:50A   | ROYCE 164     |                  | 50       |    |       | 0.0     |
| 143            | DATABASE SYSTEMS     | Y   | -----       | LEC         | 1   |     |     | MW     | 4:00- 5:50P   | GEOLOGY 3656  | ZANIOLO, C.      | 60       | 09 | LG    | 4.0     |
|                |                      | RESTRICT: COM SCI, CYBERNETICS JUNIORS&SENIORS  |             |             |     |     |     |        |               |               |                  |          |    |       |         |
|                |                      | Y   | 87-590-201L | LAB         | 1A  |     |     | F      | 4:00- 5:50P   | BOELTER 5440  |                  | 60       |    |       | 0.0     |
| M151B          | COMPUTR SYSTMS ARCHY | Y   | -----       | LEC         | 1   |     |     | TR     | 12:00- 1:50P  | BOELTER 5249  | GUPTA, P.        | 0        | 14 | LG    | 4.0     |
|                |                      | SAME AS: EL ENGR M116C  |             |             |     |     |     |        |               |               |                  |          |    |       |         |
|                |                      | RESTRICT: COM SCI AND EL ENGR JUNIORS&SENIORS   |             |             |     |     |     |        |               |               |                  |          |    |       |         |
|                |                      | Y   | 87-650-201L | DIS         | 1A  |     |     | F      | 12:00- 1:50P  | BOELTER 5252  |                  | 0        |    |       | 0.0     |
| M152A          | DIGITAL DESIGN LAB   | Y   | Y           | 87-686-201L | LAB | 1   |     | MW     | 12:00- 1:50P  | BOELTER 3424  | SARRAFZADEH, M.  | 20       | 05 | LG    | 2.0     |
|                |                      | SAME AS: EL ENGR M116L  |             |             |     |     |     |        |               |               |                  |          |    |       |         |
|                |                      | RESTRICT: COM SCI AND EL ENGR JUNIORS&SENIORS   |             |             |     |     |     |        |               |               |                  |          |    |       |         |
|                |                      | Y   | Y           | 87-686-202L | LAB | 2   |     | MW     | 2:00- 3:50P   | BOELTER 3424  | SARRAFZADEH, M.  | 20       | 07 | LG    | 2.0     |
|                |                      | RESTRICT: COM SCI AND EL ENGR JUNIORS&SENIORS   |             |             |     |     |     |        |               |               |                  |          |    |       |         |
| 152B           | DGTL DSGN PROJ LAB   | Y   | Y           | -----       | LAB | 1   |     | MW     | 4:00- 5:50P   | BOELTER 3436  |                  | 20       | 30 | LG    | 4.0     |
|                |                      | RESTRICT: COM SCI AND EL ENGR JUNIORS&SENIORS   |             |             |     |     |     |        |               |               |                  |          |    |       |         |
|                |                      | Y   | 87-689-201L | DIS         | 1A  |     |     | F      | 4:00- 5:50P   | BOELTER 3436  |                  | 20       |    |       | 0.0     |
|                |                      | Y   | Y           | -----       | LAB | 2   |     | TR     | 12:00- 1:50P  | BOELTER 3436  |                  | 20       | 30 | LG    | 4.0     |
|                |                      | RESTRICT: COM SCI AND EL ENGR JUNIORS&SENIORS   |             |             |     |     |     |        |               |               |                  |          |    |       |         |
|                |                      | Y   | 87-689-211L | DIS         | 2A  |     |     | F      | 12:00- 1:50P  | BOELTER 3436  |                  | 20       |    |       | 0.0     |
| 161            | ARTIFICL INTELLIGNC  | Y   | -----       | LEC         | 1   |     |     | TR     | 8:00- 9:50A   | BOELTER 2760  | ROSEN, B.E.      | 55       | 11 | LG    | 4.0     |
|                |                      | RESTRICT: COM SCI, CYBER, CS&LING JUNIOR, SENIOR  |             |             |     |     |     |        |               |               |                  |          |    |       |         |
|                |                      | Y   | 87-696-201L | DIS         | 1A  |     |     | F      | 8:00- 9:50A   | FRANZ 2258A   |                  | 55       |    |       | 0.0     |
| M171L          | DATA COMM SSTMS LAB  | Y   | 87-709-200L | LAB         | 1   |     |     | T      | 10:00- 1:50P  | BOELTER 3704  | DZHANIDZE, R.P.  | 15       | 13 | LG    | 2.0-4.0 |
|                |                      | SAME AS: EL ENGR M171L  |             |             |     |     |     |        |               |               |                  |          |    |       |         |
|                |                      | RESTRICT: COM SCI, EE, CYBERNETICS JR OR SR   |             |             |     |     |     |        |               |               |                  |          |    |       |         |
| 174A           | INTRO-COMP GRAPHICS  | Y   | -----       | LEC         | 1   |     |     | MW     | 12:00- 1:50P  | HUMANTS 135   | FALOUTSOS, P.    | 60       | 05 | LG    | 4.0     |
|                |                      | RESTRICT: COM SCI, CYBERNETICS JUNIORS&SENIORS  |             |             |     |     |     |        |               |               |                  |          |    |       |         |
|                |                      | Y   | 87-720-201L | LAB         | 1A  |     |     | F      | 12:00- 1:50P  | HUMANTS 135   |                  | 60       |    |       | 0.0     |
| 180            | ALGORITHMS&COMPLXTY  | Y   | -----       | LEC         | 1   |     |     | MW     | 2:00- 3:50P   | PUB AFF 1246  | MEYERSON, A.W.   | 75       | 07 | LG    | 4.0     |
|                |                      | RESTRICT: COM SCI, EE, CYBERNETICS JR OR SR   |             |             |     |     |     |        |               |               |                  |          |    |       |         |
|                |                      | Y   | 87-780-201L | DIS         | 1A  |     |     | F      | 2:00- 3:50P   | FRANZ 2258A   |                  | 75       |    |       | 0.0     |
| 181            | FORML LANGS&AUTOMTAY | Y   | -----       | LEC         | 1   |     |     | MW     | 12:00- 1:50P  | BOELTER 5264  | PARKER, D.S.     | 50       | 05 | LG    | 4.0     |
|                |                      | RESTRICT: COM SCI, CYBERNETICS JUNIORS&SENIORS  |             |             |     |     |     |        |               |               |                  |          |    |       |         |
|                |                      | Y   | 87-787-201L | DIS         | 1A  |     |     | F      | 12:00- 1:50P  | ROYCE 362     |                  | 50       |    |       | 0.0     |
| M184           | COMPUTTNL&SSTMS BIO  | Y   | 87-804-200L | LEC         | 1   |     |     | F      | 2:00- 3:50P   | MS 5138       | DISTEFANO, J.J.  | 30       | 30 | PN    | 2.0     |
| CM186B         | MDLNG&SMLTN-BIO SYS  | Y   | -----       | LEC         | 1   |     |     | MW     | 2:00- 3:50P   | BOELTER 5264  | DISTEFANO, J.J.  | 20       | 07 | LG    | 5.0     |
|                |                      | SAME AS: BIOMED CM186B, C&S BIO M186B   |             |             |     |     |     |        |               |               |                  |          |    |       |         |
|                |                      | Y   | 87-817-201L | LAB         | 1A  |     |     | F      | 11:00- 12:50P | BOELTER 3760  |                  | 20       |    |       | 0.0     |
| 201            | COMPUTR SCIENCE SEM  | Y   | 87-005-200L | SEM         | 1   |     |     | TR     | 4:00- 5:50P   | BOELTER 3400  | REINMAN, G.D.    | 167      | 30 | SU    | 2.0     |
|                |                      | RESTRICT: COMPUTER SCIENCE GRAD STUDENTS  |             |             |     |     |     |        |               |               |                  |          |    |       |         |
| 211            | WIRELESS&MOBILE      | Y   | 87-067-200L | LEC         | 1   |     |     | TR     | 2:00- 3:50P   | BOELTER 9436  | LU, S.           | 25       | 15 | LG    | 4.0     |
|                |                      | RESTRICT: GRADUATE STUDENTS   |             |             |     |     |     |        |               |               |                  |          |    |       |         |
|                |                      | Y   | 87-067-280L | LEC         | 80  |     |     | UNSCHE |               |               | LU, S.           | 0        | 30 | LG    | 4.0     |
|                |                      | RESTRICT: ON-LINE MASTERS PROGRAM   |             |             |     |     |     |        |               |               |                  |          |    |       |         |
| M213A          | EMBEDDED SYSTEMS     | Y   | 87-076-200L | LEC         | 1   |     |     | MW     | 4:00- 5:50P   | KNSY PV 1240B | SRIVASTAVA, M.B. | 15       | 09 | LG    | 4.0     |
|                |                      | SAME AS: EL ENGR M202A  |             |             |     |     |     |        |               |               |                  |          |    |       |         |
|                |                      | RESTRICT: GRADUATE STUDENTS   |             |             |     |     |     |        |               |               |                  |          |    |       |         |
| 217A           | INTERNT ARCH&PRTCLS  | Y   | 87-103-280L | LEC         | 80  |     |     | UNSCHE |               |               |                  | 0        | 30 | LG    | 4.0     |
|                |                      | RESTRICT: ON-LINE MASTERS PROGRAM   |             |             |     |     |     |        |               |               |                  |          |    |       |         |
| 218            | ADV COMPUTER NTRWRSY | Y   | 87-111-200L | LEC         | 1   |     |     | MW     | 8:00- 9:50A   | BOELTER 5419  | GERLA, M.        | 25       | 01 | LG    | 4.0     |
|                |                      | RESTRICT: COMPUTER SCIENCE GRAD STUDENTS  |             |             |     |     |     |        |               |               |                  |          |    |       |         |
| 235            | ADV OPERATING SYS    | Y   | 87-211-200L | LEC         | 1   |     |     | TR     | 10:00- 11:50A | MS 7608       |                  | 25       | 13 | LG    | 4.0     |
|                |                      | RESTRICT: GRADUATE STUDENTS   |             |             |     |     |     |        |               |               |                  |          |    |       |         |

| CATALOG NUMBER | COURSE TITLE          | ENF REQ | CLS ID      | NUM | TYP | SEC | FEE | DAYS | TIME          | BUILDING/ROOM | INSTRUCTOR                               | ENRL CAP | XC | GD TP | UNITS    |
|----------------|-----------------------|---------|-------------|-----|-----|-----|-----|------|---------------|---------------|--|----------|----|-------|----------|
| 239            | CMPTR PROG LANG&SYS   | Y       | 87-232-201L | LEC | 1   |     |     | TR   | 2:00- 3:50P   | BOELTER 5252  | THE STAFF                                | 25       | 15 | LG    | 2.0-12.0 |
|                |                       |         |             |     |     |     |     |      |               |               | RESTRICT: COMPUTER SCIENCE GRAD STUDENTS |          |    |       |          |
| 241A           | OBJT-ORNT&SMNT DTBS Y | Y       | 87-242-200L | LEC | 1   |     |     | MW   | 10:00- 11:50A | BOELTER 5419  | CARDENAS, A.F.                           | 25       | 03 | LG    | 4.0      |
|                |                       |         |             |     |     |     |     |      |               |               | RESTRICT: COMPUTER SCIENCE GRAD STUDENTS |          |    |       |          |
| 246            | WEB INFO MANAGEMENT Y | Y       | 87-276-200L | LEC | 1   |     |     | MW   | 10:00- 11:50A | BOELTER 9436  |  | 25       | 03 | LG    | 4.0      |
|                |                       |         |             |     |     |     |     |      |               |               | RESTRICT: GRADUATE STUDENTS              |          |    |       |          |
| 251A           | ADVANCED COMPU ARCHY  | Y       | 87-306-200L | LEC | 1   |     |     | MW   | 12:00- 1:50P  | BOELTER 5252  | TAMIR, Y.                                | 25       | 05 | LG    | 4.0      |
|                |                       |         |             |     |     |     |     |      |               |               | RESTRICT: COMPUTER SCIENCE ENGR GRADS    |          |    |       |          |
| M258A          | DSGN-VLSI CIRCT&SYS Y | Y       | 87-356-200L | LEC | 1   |     |     | MW   | 2:00- 3:50P   | BOELTER 2760  | MARKOVIC, D.                             | 0        | 07 | LG    | 4.0      |
|                |                       |         |             |     |     |     |     |      |               |               | SAME AS: EL ENGR M216A                   |          |    |       |          |
|                |                       |         |             |     |     |     |     |      |               |               | RESTRICT: COMPUTER SCIENCE GRAD STUDENTS |          |    |       |          |
| 259            | COMPTR SCI-SYS DSGN Y | Y       | 87-357-201L | LEC | 1   |     |     | MW   | 2:00- 3:50P   | BOELTER 9436  | CONG, J.J.                               | 25       | 07 | LG    | 2.0-12.0 |
|                |                       |         |             |     |     |     |     |      |               |               | RESTRICT: COMPUTER SCIENCE GRAD STUDENTS |          |    |       |          |
|                |                       |         |             |     |     |     |     |      |               |               | Computer Science 259, lecture 1:         |          |    |       |          |
| 264A           | AUTO REASN THRY&APP Y | Y       | 87-387-200L | LEC | 1   |     |     | MW   | 10:00- 11:50A | DODD 162      |  | 25       | 03 | LG    | 4.0      |
|                |                       |         |             |     |     |     |     |      |               |               | RESTRICT: GRADUATE STUDENTS              |          |    |       |          |
| 269            | ARTIFICL INTELLIGNC Y | Y       | 87-410-201L | SEM | 1   |     |     | MW   | 2:00- 3:50P   | DODD 154      |  | 25       | 07 | LG    | 2.0-4.0  |
|                |                       |         |             |     |     |     |     |      |               |               | RESTRICT: GRADUATE STUDENTS              |          |    |       |          |
| M276A          | PATTERN RECOGNITION Y | Y       | 87-456-200L | LEC | 1   |     |     | MW   | 9:30- 10:50A  | MS 5128       | ZHU, S.                                  | 0        | 02 | SO    | 4.0      |
|                |                       |         |             |     |     |     |     |      |               |               | SAME AS: STATS M231                      |          |    |       |          |
|                |                       |         |             |     |     |     |     |      |               |               | RESTRICT: COMPUTER SCIENCE GRAD STUDENTS |          |    |       |          |
| 280AP          | APPROXIMTN ALGRTHMS Y | Y       | 87-481-200L | LEC | 1   |     |     | TR   | 10:00- 11:50A | BOELTER 9436  |  | 35       | 13 | LG    | 4.0      |
|                |                       |         |             |     |     |     |     |      |               |               | RESTRICT: GRADUATE STUDENTS              |          |    |       |          |
| M282B          | CRYPTGRPHC PROTOCLSY  | Y       | 87-498-200L | LEC | 1   |     |     | MW   | 2:00- 3:50P   | PAB 2434      |  | 25       | 07 | LG    | 4.0      |
|                |                       |         |             |     |     |     |     |      |               |               | SAME AS: MATH M209B                      |          |    |       |          |
|                |                       |         |             |     |     |     |     |      |               |               | RESTRICT: COMPUTER SCIENCE GRAD STUDENTS |          |    |       |          |
| CM286B         | MDLNG&SMLTN-BIO SYS Y | Y       | -----       | LEC | 1   |     |     | MW   | 2:00- 3:50P   | BOELTER 5264  | DISTEFANO, J.J.                          | 25       | 07 | LG    | 5.0      |
|                |                       |         |             |     |     |     |     |      |               |               | SAME AS: BIOMED CM286B                   |          |    |       |          |
|                |                       |         |             |     |     |     |     |      |               |               | Y 87-519-201L LAB 1A                     | 25       |    |       | 0.0      |
| 289CO          | COMPLEXITY THEORY Y   | Y       | 87-547-200L | LEC | 1   |     |     | F    | 11:00- 12:50P | BOELTER 3760  |  | 20       | 30 | LG    | 4.0      |
|                |                       |         |             |     |     |     |     |      |               |               | BOELTER 4413                             |          |    |       |          |
|                |                       |         |             |     |     |     |     |      |               |               | SAHAI, A.                                |          |    |       |          |
| 495            | TA TRAINING SEMINAR Y | Y       | 87-770-201L | SEM | 1   |     |     | TR   | 12:00- 1:50P  | GEOLOGY 3656  | KORF, R.E.                               | 60       | 30 | SU    | 2.0      |
|                |                       |         |             |     |     |     |     |      |               |               | RESTRICT: GRADUATE STUDENTS              |          |    |       |          |
| 497D           | FLD PROJTS-COMP SCI Y | Y       | 87-780-202L | FLD | 2   |     |     |      | UNSCHE        |               | FALOUTSOS, P.                            | 10       | 30 |       | 4.0      |
|                |                       |         |             |     |     |     |     |      |               |               | RESTRICT: INSTRUCTOR CONSENT             |          |    |       |          |
| 497E           | FLD PROJTS-COMP SCI Y | Y       | 87-781-201L | FLD | 1   |     |     |      | UNSCHE        |               | KORF, R.E.                               | 10       | 30 | LG    | 4.0      |
|                |                       |         |             |     |     |     |     |      |               |               | RESTRICT: COMPUTER SCIENCE GRAD STUDENTS |          |    |       |          |
|                |                       |         |             |     |     |     |     |      |               |               | Y 87-781-202L FLD 2                      | 10       | 30 | LG    | 4.0      |
|                |                       |         |             |     |     |     |     |      |               |               | UNSCHE                                   |          |    |       |          |
|                |                       |         |             |     |     |     |     |      |               |               | RESTRICT: INSTRUCTOR CONSENT             |          |    |       |          |

## CONSERVATION OF ARCHAEOLOGICAL AND ETHNOGRAPHIC MATERIALS

| A per-unit Instructional Enhancement Fee is assessed on most L&S undergraduate nontutorial classes. See the Miscellaneous Fee Chart at <a href="http://www.registrar.ucla.edu/fees/">http://www.registrar.ucla.edu/fees/</a> for fee amounts. |                       |   |             |     |   |        |  |   |               |        |  |   |    |    |     |
|---|-----------------------|---|-------------|-----|---|--------|--|---|---------------|--------|--|---|----|----|-----|
| M210  | ARCHEOL MATERLS SCI N | N | -----       | LEC | 1 |        |  | W | 3:00- 4:50P   | FOWLER | KAKOULLI, I.                                   | 7 | 30 | LG | 4.0 |
|   |                       |   |             |     |   |        |  |   |               |        | SAME AS: MAT SCI CM212                         |   |    |    |     |
|   |                       |   |             |     |   |        |  |   |               |        | RESTRICT: CNSRVTN-ARCHLGCL&ETHNOGRPHC MATERIAL |   |    |    |     |
|   |                       |   |             |     |   |        |  |   |               |        | N 39-061-201L LAB 1A                           | 7 |    |    | 0.0 |
| M215  | DGTL IMAGNG&DCMNTTN N | N | -----       | SEM | 1 |        |  | R | 10:00- 11:50A | FOWLER | KAKOULLI, I.                                   | 7 | 30 | LG | 4.0 |
|   |                       |   |             |     |   |        |  |   |               |        | SAME AS: ART HIS M204A                         |   |    |    |     |
|   |                       |   |             |     |   |        |  |   |               |        | RESTRICT: CNSRVTN-ARCHLGCL&ETHNOGRPHC MATERIAL |   |    |    |     |
|   |                       |   |             |     |   |        |  |   |               |        | N 39-091-201L LAB 1A                           | 7 |    |    | 0.0 |
| 230   | INORGANIC MATRLS I N  | N | 39-180-200L | SEM | 1 | \$ 200 |  | M | 10:30- 4:50P  | FOWLER | SCOTT, D.A.                                    | 7 | 30 | LG | 4.0 |
|   |                       |   |             |     |   |        |  |   |               |        | RESTRICT: CNSRVTN-ARCHLGCL&ETHNOGRPHC MATERIAL |   |    |    |     |

## DENTISTRY

## Oral Biology

|      |                       |   |             |     |   |  |  |    |               |      |                      |    |    |    |     |
|------|-----------------------|---|-------------|-----|---|--|--|----|---------------|------|----------------------|----|----|----|-----|
| 205B | EVIDENCE-BASED DENT N | N | 76-031-200L | SEM | 1 |  |  | T  | 1:00- 2:50P   | DENT | A3029 CHIAPPELLI, F. | 30 | 30 | LG | 2.0 |
| 205C | EFFECTV & EB RESRCH N | N | 76-033-200L | SEM | 1 |  |  | R  | 1:00- 2:50P   | DENT | A3029 CHIAPPELLI, F. | 30 | 30 | LG | 2.0 |
| 212  | ORAL BIO RESEARCH N   | N | 76-072-200L | SEM | 1 |  |  | W  | 1:00- 2:50P   | DENT | B3020 LUX, R.        | 30 | 30 | LG | 2.0 |
| 215A | FNDMNTLS-IMMUNOLOGY N | N | 76-090-200L | LEC | 1 |  |  | TR | 12:00- 12:50P | DENT | A3011 JEWETT, A.     | 35 | 30 | LG | 2.0 |
| 226  | CRANFACL GRTH&DVLPTN  | N | 76-158-200L | LEC | 1 |  |  | T  | 10:00- 11:50A | DENT | B3020 LAW, C.S.      | 20 | 30 | LG | 2.0 |
| 227  | DNTL EMBRYLGY&HSTLGN  | N | 76-160-200L | LEC | 1 |  |  | T  | 8:00- 9:50A   | DENT | B3020 NERVINA, J.M.  | 20 | 30 | SO | 2.0 |
| 229A | CLTR&ETHNCTY&HEALTHN  | N | 76-174-200L | SEM | 1 |  |  | M  | 5:30- 7:20P   | DENT | B3020 MAIDA, C.A.    | 25 | 30 | LG | 2.0 |
| 275  | MOLEC AND CELL BIOL N | N | 76-450-200L | LEC | 1 |  |  | MW | 12:00- 12:50P | DENT | A3011 SHI, W.        | 30 | 30 | LG | 3.0 |

## DESIGN | MEDIA ARTS

|      |                       |   |             |     |   |  |  |    |              |        |   |     |    |    |     |
|------|-----------------------|---|-------------|-----|---|--|--|----|--------------|--------|---|-----|----|----|-----|
| 10   | DESIGN CULTURE        | Y | 41-031-200L | LEC | 1 |  |  | F  | 9:00- 11:50A | HAINES | 39 HUHTAMO, E.I.                        | 240 | 30 | SO | 5.0 |
| 11B  | DESIGN HISTORY II     | Y | 41-035-200L | LEC | 1 |  |  | F  | 1:00- 3:50P  | BROAD  | 2100A CHAPMAN, J.                       | 60  | 30 | SO | 5.0 |
|      |                       |   |             |     |   |  |  |    |              |        | RESTRICT: DESIGN OR DESIGN MEDIA MAJORS |     |    |    |     |
| 21   | COLOR                 | Y | 41-063-200L | STU | 1 |  |  | TR | 9:00- 11:50A | BROAD  | 5240                                    | 0   | 30 | SO | 4.0 |
|      |                       |   |             |     |   |  |  |    |              |        | RESTRICT: INSTRUCTOR CONSENT            |     |    |    |     |
| 23   | DRAWING               | Y | 41-069-200L | STU | 1 |  |  | TR | 2:00- 4:50P  | BROAD  | 5240                                    | 0   | 30 | SO | 4.0 |
|      |                       |   |             |     |   |  |  |    |              |        | RESTRICT: INSTRUCTOR CONSENT            |     |    |    |     |
| 24   | MOTION                | Y | 41-073-200L | STU | 1 |  |  | TR | 9:00- 11:50A | BROAD  | 4230 WALSH, G.J.                        | 20  | 30 | SO | 4.0 |
|      |                       |   |             |     |   |  |  |    |              |        | RESTRICT: DESIGN OR DESIGN MEDIA MAJORS |     |    |    |     |
| 25   | TYPOGRAPHY            | Y | 41-076-200L | STU | 1 |  |  | TR | 2:00- 4:50P  | BROAD  | 4230 SWANLUND, G.J.                     | 20  | 30 | SO | 4.0 |
|      |                       |   |             |     |   |  |  |    |              |        | RESTRICT: DESIGN OR DESIGN MEDIA MAJORS |     |    |    |     |
| 28   | INTERACTIVITY         | Y | 41-085-200L | STU | 1 |  |  | MW | 9:00- 11:50A | BROAD  | 4220 REAS, C.                           | 18  | 30 | SO | 4.0 |
|      |                       |   |             |     |   |  |  |    |              |        | RESTRICT: DESIGN OR DESIGN MEDIA MAJORS |     |    |    |     |
| 104  | DESIGN AND SOCIETY    | Y | 41-324-201L | LEC | 1 |  |  | M  | 2:00- 4:50P  | BROAD  | 2160E LUNENFELD, P.B.                   | 60  | 08 | SO | 5.0 |
| 153A | VIDEO 1               | Y | 41-621-200L | STU | 1 |  |  | TR | 2:00- 4:50P  | BROAD  | 3261                                    | 20  | 30 | SO | 5.0 |
|      |                       |   |             |     |   |  |  |    |              |        | RESTRICT: DESIGN OR DESIGN MEDIA MAJORS |     |    |    |     |
| 154A | VISUAL COMMUNICTN 1 Y | Y | 41-623-200L | STU | 1 |  |  | MW | 2:00- 4:50P  | BROAD  | 4240                                    | 18  | 30 | SO | 5.0 |
|      |                       |   |             |     |   |  |  |    |              |        | RESTRICT: DESIGN OR DESIGN MEDIA MAJORS |     |    |    |     |
| 154B | VISUAL COMMUNICTN 2 Y | Y | 41-629-200L | STU | 1 |  |  | MW | 9:00- 11:50A | BROAD  | 4240                                    | 18  | 30 | SO | 5.0 |
|      |                       |   |             |     |   |  |  |    |              |        | RESTRICT: DESIGN OR DESIGN MEDIA MAJORS |     |    |    |     |
| 156A | 3D-MODELNG&MOTION 1 Y | Y | 41-638-200L | STU | 1 |  |  | MW | 2:00- 4:50P  | BROAD  | 4230 STEINKAMP, J.J.                    | 18  | 30 | SO | 5.0 |
| 157A | GAMING 1              | Y | 41-644-200L | STU | 1 |  |  | TR | 2:00- 4:50P  | BROAD  | 4250 STERN, E.I.                        | 18  | 30 | SO | 5.0 |
|      |                       |   |             |     |   |  |  |    |              |        | RESTRICT: DESIGN OR DESIGN MEDIA MAJORS |     |    |    |     |
| 158  | ENVIRNMNTL COMUNCTNY  | Y | 41-649-200L | STU | 1 |  |  | TR | 9:00- 11:50A | BROAD  | 4240 ISRAEL, R.A.                       | 18  | 30 | SO | 5.0 |
|      |                       |   |             |     |   |  |  |    |              |        | RESTRICT: DESIGN OR DESIGN MEDIA MAJORS |     |    |    |     |

| CATALOG NUMBER | COURSE TITLE        | ENF REQ | CLC ID      | NUMB | TYP | SEC | FEE | DAYS | TIME         | BUILDING/ROOM | INSTRUCTOR      | ENRL CAP | XC | GD TP | UNITS   |
|----------------|---------------------|---------|-------------|------|-----|-----|-----|------|--------------|---------------|-----------------|----------|----|-------|---------|
| 161A           | NETWORK MEDIA 1     | Y       | 41-669-200L | STU  | 1   |     |     | TR   | 9:00- 11:50A | BROAD 4220    |                 | 18       | 30 | LG    | 5.0     |
|                |                     |         |             |      |     |     |     |      |              |               |                 |          |    |       |         |
| 162            | SOUND               | Y       | 41-673-200L | STU  | 1   |     |     | MW   | 9:00- 11:50A | BROAD 3261    | SCHNURR, A.A.   | 20       | 30 | LG    | 5.0     |
| 200            | FACULTY SEMINAR     | Y       | 41-001-200L | SEM  | 1   |     |     | M    | 12:00- 1:50P | BROAD 3246    | LUCAS, W.H.     | 16       | 30 | SU    | 2.0     |
| 201            | MEDIA ARTS-INTRO    | Y       | 41-006-200L | LEC  | 1   |     |     | M    | 5:00- 7:50P  | BROAD 5240    | LUNENFELD, P.B. | 12       | 30 | SO    | 5.0     |
| M241           | COMPUTER APPLICATNS | Y       | 41-246-200L | LEC  | 1   |     |     | MW   | 12:30- 1:50P | PERLOFF 1243A | LIGGETT, R.S.   | 5        | 30 | SO    | 4.0     |
| 252A           | INTERACTIVE MEDIA 1 | Y       | 41-311-200L | STU  | 1   |     |     | MW   | 2:00- 4:50P  | BROAD 4250    | REAS, C.        | 10       | 30 | LG    | 5.0     |
| 254            | DYNAMIC MEDIA       | Y       | 41-324-200L | STU  | 1   |     |     | TR   | 5:00- 7:50P  | BROAD 3246    | STERN, E.I.     | 12       | 30 | LG    | 4.0     |
| 402            | DESMA STUDIO 2      | Y       | 41-604-201L | STU  | 1   |     |     | M    | 5:00- 7:50P  | BROAD 3246    | MENDEZ, R.      | 10       | 30 | LG    | 2.0-8.0 |
| 495            | TA TRAINING PRACTCM | Y       | 41-790-200L | SEM  | 1   |     |     | W    | 12:00- 1:50P | BROAD 4251    |                 | 10       | 30 | SU    | 2.0     |

DISABILITY STUDIES

A per-unit Instructional Enhancement Fee is assessed on most L&S undergraduate nontutorial classes. See the Miscellaneous Fee Chart at <http://www.registrar.ucla.edu/fees/> for fee amounts.

|     |                      |   |             |     |   |  |  |     |  |  |  |    |    |    |     |
|-----|----------------------|---|-------------|-----|---|--|--|-----|--|--|--|----|----|----|-----|
| 101 | PRSPCTVS-DSBLYTY STD | Y | 28-306-200L | SEM | 1 |  |  | TBA |  |  |  | 20 | 30 | LG | 5.0 |
|-----|----------------------|---|-------------|-----|---|--|--|-----|--|--|--|----|----|----|-----|

EARTH AND SPACE SCIENCES

A per-unit Instructional Enhancement Fee is assessed on most L&S undergraduate nontutorial classes. See the Miscellaneous Fee Chart at <http://www.registrar.ucla.edu/fees/> for fee amounts.

|      |                      |   |             |     |    |  |  |     |               |               |                  |     |    |    |     |
|------|----------------------|---|-------------|-----|----|--|--|-----|---------------|---------------|------------------|-----|----|----|-----|
| 1    | INTRO TO EARTH SCI   | Y | -----       | LEC | 1  |  |  | MWF | 11:00- 11:50A | WG YOUNG CS76 | BIRD, G.P.       | 105 | 04 | SO | 4.0 |
|      |                      | Y | 178-006-201 | LAB | 1A |  |  | T   | 9:00- 10:50A  | GEOLOGY 3657  |                  | 19  |    |    | 0.0 |
|      |                      | Y | 178-006-202 | LAB | 1B |  |  | T   | 11:00- 12:50P | GEOLOGY 3657  |                  | 17  |    |    | 0.0 |
|      |                      | Y | 178-006-203 | LAB | 1C |  |  | T   | 1:00- 2:50P   | GEOLOGY 3657  |                  | 18  |    |    | 0.0 |
|      |                      | Y | 178-006-204 | LAB | 1D |  |  | T   | 3:00- 4:50P   | GEOLOGY 3657  |                  | 18  |    |    | 0.0 |
|      |                      | Y | 178-006-205 | LAB | 1E |  |  | W   | 1:00- 2:50P   | GEOLOGY 3657  |                  | 18  |    |    | 0.0 |
|      |                      | Y | 178-006-206 | LAB | 1F |  |  | W   | 3:00- 4:50P   | GEOLOGY 3657  |                  | 15  |    |    | 0.0 |
| 1F   | EARTH SCI-FIELDWORK  | Y | -----       | LEC | 1  |  |  | MWF | 11:00- 11:50A | WG YOUNG CS76 | BIRD, G.P.       | 45  | 04 | SO | 5.0 |
|      |                      | Y | 178-007-201 | LAB | 1A |  |  | T   | 9:00- 10:50A  | GEOLOGY 3657  |                  | 6   |    |    | 0.0 |
|      |                      | Y | 178-007-202 | LAB | 1B |  |  | T   | 11:00- 12:50P | GEOLOGY 3657  |                  | 8   |    |    | 0.0 |
|      |                      | Y | 178-007-203 | LAB | 1C |  |  | T   | 1:00- 2:50P   | GEOLOGY 3657  |                  | 7   |    |    | 0.0 |
|      |                      | Y | 178-007-204 | LAB | 1D |  |  | T   | 3:00- 4:50P   | GEOLOGY 3657  |                  | 7   |    |    | 0.0 |
|      |                      | Y | 178-007-205 | LAB | 1E |  |  | W   | 1:00- 2:50P   | GEOLOGY 3657  |                  | 7   |    |    | 0.0 |
|      |                      | Y | 178-007-206 | LAB | 1F |  |  | W   | 3:00- 4:50P   | GEOLOGY 3657  |                  | 10  |    |    | 0.0 |
| 3    | ASTROBIOLOGY         | Y | -----       | LEC | 1  |  |  | TR  | 11:00- 12:15P | KNSY PV 1200B | RUNNEGAR, B.N.   | 90  | 13 | SO | 5.0 |
|      |                      | Y | 178-017-201 | DIS | 1A |  |  | T   | 1:00- 1:50P   | GEOLOGY 5644  |                  | 30  |    |    | 0.0 |
|      |                      | Y | 178-017-202 | DIS | 1B |  |  | T   | 2:00- 2:50P   | GEOLOGY 5644  |                  | 30  |    |    | 0.0 |
|      |                      | Y | 178-017-203 | DIS | 1C |  |  | T   | 3:00- 3:50P   | GEOLOGY 5644  |                  | 30  |    |    | 0.0 |
| 7    | SPACE WEATHER        | Y | 78-021-200L | LEC | 1  |  |  | MWF | 9:00- 9:50A   | GEOLOGY 3656  | WALKER, R.J.     | 80  | 02 | SO | 4.0 |
| 8    | EARTHQUAKES          | Y | -----       | LEC | 1  |  |  | TR  | 12:30- 1:45P  | WG YOUNG CS24 | HARRISON, T.M.   | 180 | 14 | SO | 5.0 |
|      |                      | Y | 178-048-201 | DIS | 1A |  |  | T   | 2:00- 2:50P   | GEOLOGY 4691  |                  | 20  |    |    | 0.0 |
|      |                      | Y | 178-048-202 | DIS | 1B |  |  | T   | 3:00- 3:50P   | GEOLOGY 4691  |                  | 20  |    |    | 0.0 |
|      |                      | Y | 178-048-203 | DIS | 1C |  |  | T   | 4:00- 4:50P   | GEOLOGY 4691  |                  | 20  |    |    | 0.0 |
|      |                      | Y | 178-048-204 | DIS | 1D |  |  | W   | 10:00- 10:50A | GEOLOGY 4691  |                  | 20  |    |    | 0.0 |
|      |                      | Y | 178-048-205 | DIS | 1E |  |  | W   | 11:00- 11:50A | GEOLOGY 4691  |                  | 20  |    |    | 0.0 |
|      |                      | Y | 178-048-206 | DIS | 1F |  |  | W   | 1:00- 1:50P   | GEOLOGY 4691  |                  | 20  |    |    | 0.0 |
|      |                      | Y | 178-048-207 | DIS | 1G |  |  | W   | 2:00- 2:50P   | GEOLOGY 4691  |                  | 20  |    |    | 0.0 |
|      |                      | Y | 178-048-208 | DIS | 1H |  |  | W   | 3:00- 3:50P   | GEOLOGY 4691  |                  | 20  |    |    | 0.0 |
|      |                      | Y | 178-048-209 | DIS | 1I |  |  | W   | 4:00- 4:50P   | GEOLOGY 4691  |                  | 20  |    |    | 0.0 |
| 9    | SOLAR SYSTM&PLANETS  | Y | -----       | LEC | 1  |  |  | TR  | 9:30- 10:45A  | FRANZ 1260    | ANGELOPOULOS, V. | 120 | 12 | SO | 4.0 |
|      |                      | Y | 178-055-201 | DIS | 1A |  |  | R   | 2:00- 2:50P   | GEOLOGY 4691  |                  | 20  |    |    | 0.0 |
|      |                      | Y | 178-055-202 | DIS | 1B |  |  | R   | 3:00- 3:50P   | GEOLOGY 4691  |                  | 20  |    |    | 0.0 |
|      |                      | Y | 178-055-203 | DIS | 1C |  |  | R   | 4:00- 4:50P   | GEOLOGY 4691  |                  | 20  |    |    | 0.0 |
|      |                      | Y | 178-055-204 | DIS | 1D |  |  | F   | 9:00- 9:50A   | GEOLOGY 4691  |                  | 20  |    |    | 0.0 |
|      |                      | Y | 178-055-205 | DIS | 1E |  |  | F   | 10:00- 10:50A | GEOLOGY 4691  |                  | 20  |    |    | 0.0 |
|      |                      | Y | 178-055-206 | DIS | 1F |  |  | F   | 11:00- 11:50A | GEOLOGY 4691  |                  | 20  |    |    | 0.0 |
| 15   | INTROD-OCEANOGRAPHYY | Y | -----       | LEC | 1  |  |  | MWF | 1:00- 1:50P   | MOORE 100     | SCHAUBLE, E.A.   | 375 | 06 | SO | 5.0 |
|      |                      | Y | 178-090-201 | LAB | 1A |  |  | M   | 9:00- 10:50A  | GEOLOGY 3820  |                  | 25  |    |    | 0.0 |
|      |                      | Y | 178-090-202 | LAB | 1B |  |  | M   | 11:00- 12:50P | GEOLOGY 3820  |                  | 25  |    |    | 0.0 |
|      |                      | Y | 178-090-203 | LAB | 1C |  |  | M   | 2:00- 3:50P   | GEOLOGY 3820  |                  | 25  |    |    | 0.0 |
|      |                      | Y | 178-090-204 | LAB | 1D |  |  | T   | 8:00- 9:50A   | GEOLOGY 3820  |                  | 25  |    |    | 0.0 |
|      |                      | Y | 178-090-205 | LAB | 1E |  |  | T   | 10:00- 11:50A | GEOLOGY 3820  |                  | 25  |    |    | 0.0 |
|      |                      | Y | 178-090-206 | LAB | 1F |  |  | T   | 12:00- 1:50P  | GEOLOGY 3820  |                  | 25  |    |    | 0.0 |
|      |                      | Y | 178-090-207 | LAB | 1G |  |  | T   | 2:00- 3:50P   | GEOLOGY 3820  |                  | 25  |    |    | 0.0 |
|      |                      | Y | 178-090-208 | LAB | 1H |  |  | W   | 9:00- 10:50A  | GEOLOGY 3820  |                  | 25  |    |    | 0.0 |
|      |                      | Y | 178-090-209 | LAB | 1I |  |  | W   | 11:00- 12:50P | GEOLOGY 3820  |                  | 25  |    |    | 0.0 |
|      |                      | Y | 178-090-210 | LAB | 1J |  |  | W   | 2:00- 3:50P   | GEOLOGY 3820  |                  | 25  |    |    | 0.0 |
|      |                      | Y | 178-090-211 | LAB | 1K |  |  | W   | 4:00- 5:50P   | GEOLOGY 3820  |                  | 25  |    |    | 0.0 |
|      |                      | Y | 178-090-212 | LAB | 1L |  |  | R   | 8:00- 9:50A   | GEOLOGY 3820  |                  | 25  |    |    | 0.0 |
|      |                      | Y | 178-090-213 | LAB | 1M |  |  | R   | 10:00- 11:50A | GEOLOGY 3820  |                  | 25  |    |    | 0.0 |
|      |                      | Y | 178-090-214 | LAB | 1N |  |  | R   | 12:00- 1:50P  | GEOLOGY 3820  |                  | 25  |    |    | 0.0 |
|      |                      | Y | 178-090-215 | LAB | 1O |  |  | R   | 2:00- 3:50P   | GEOLOGY 3820  |                  | 25  |    |    | 0.0 |
| 51   | MINERALOGY           | Y | -----       | LEC | 1  |  |  | MWF | 9:00- 9:50A   | GEOLOGY 4641  | KAVNER, A.       | 30  | 02 | SO | 4.0 |
|      |                      | Y | 178-153-201 | LAB | 1A |  |  | TR  | 10:00- 11:50A | GEOLOGY 4641  |                  | 15  |    |    | 0.0 |
|      |                      | Y | 178-153-202 | LAB | 1B |  |  | TR  | 1:00- 2:50P   | GEOLOGY 4641  |                  | 15  |    |    | 0.0 |
| 103B | SEDIMNTRY PETROLOGY  | Y | -----       | LEC | 1  |  |  | TR  | 12:30- 1:45P  | GEOLOGY 5655  | INGERSOLL, R.V.  | 20  | 30 | SO | 6.0 |
|      |                      | Y | 78-320-201L | LAB | 1A |  |  | TR  | 2:00- 4:50P   | GEOLOGY 5655  |                  | 20  |    |    | 0.0 |
| 112  | STRUCTURAL GEOLOGY   | Y | -----       | LEC | 1  |  |  | MWF | 10:00- 10:50A | GEOLOGY 3645  | YIN, A.          | 30  | 03 | SO | 6.0 |
|      |                      | Y | 78-376-201L | LAB | 1A |  |  | WF  | 1:00- 3:50P   | GEOLOGY 3645  |                  | 30  |    |    | 0.0 |
| M140 | INTRO-FLUID DYNAMCS  | Y | 78-540-200L | LEC | 1  |  |  | TBA |               |               | AURNOU, J.M.     | 15  | 30 | LG | 4.0 |
|      |                      |   |             |     |    |  |  |     |               |               |                  |     |    |    |     |
| 150  | RMOTE SNS-EARTH SCI  | Y | 78-600-200L | LEC | 1  |  |  | M   | 11:00- 12:20P | GEOLOGY 3645  | PELTZER, G.F.    | 9   | 30 | SO | 4.0 |
|      |                      | Y | 78-600-201L | LEC | 2  |  |  | M   | 11:00- 12:20P | GEOLOGY 3645  | PELTZER, G.F.    | 9   | 30 | SO | 4.0 |
| 154  | SOLR TRRSTRL PHYSIC  | Y | 78-624-200L | LEC | 1  |  |  | MW  | 2:30- 3:50P   | GEOLOGY 4677  | RUSSELL, C.T.    | 10  | 30 | SO | 4.0 |



| CATALOG NUMBER | COURSE TITLE        | ENF REQ | ID          | CLS NUMB | TYP | SEC | FEE | DAYS   | TIME          | BUILDING/ROOM | INSTRUCTOR        | ENRL CAP | XC | GD TP | UNITS   |
|----------------|---------------------|---------|-------------|----------|-----|-----|-----|--------|---------------|---------------|-------------------|----------|----|-------|---------|
| 142            | AQUATIC COMMUNITIES | Y       | -----       | LEC      | 1   |     |     | TR     | 2:30- 3:45P   | BOTANY 325    | HALPIN, P.M.      | 50       | 15 | LG    | 4.0     |
|                |                     | Y       | 128-552-201 | DIS      | 1A  |     |     | W      | 9:00- 9:50A   | MS 5225       |                   | 25       |    |       | 0.0     |
|                |                     | Y       | 128-552-202 | DIS      | 1B  |     |     | W      | 2:00- 2:50P   | MS 5225       |                   | 25       |    |       | 0.0     |
| 151A           | TROPICAL ECOLOGY    | Y       | -----       | LEC      | 1   |     |     | MWF    | 10:00- 10:50A | KNSY PV 1200B | GIBSON, A.C.      | 110      | 30 | SO    | 4.0     |
|                |                     | Y       | 128-606-201 | DIS      | 1A  |     |     | T      | 4:00- 5:20P   | BOTANY 325    |                   | 51       |    |       | 0.0     |
|                |                     | Y       | 128-606-202 | DIS      | 1B  |     |     | W      | 4:00- 5:20P   | BOTANY 325    |                   | 50       |    |       | 0.0     |
| 180A           | SEM-BIOLOGY&SOCIETY | Y       | 28-782-200L | SEM      | 1   |     |     | T      | 3:30- 5:20P   | LAKRETZ 100   | TAYLOR, C.E.      | 15       | 30 | LG    | 2.0     |
| 192A           | UNDERGRAD ASSISTANT | Y       | 28-854-201L | SEM      | 1   |     |     | UNSCHE |               |               | FONG, P.M.        | 4        | 30 | PN    | 4.0     |
| 193            | JOURNAL CLUB        | Y       | 28-858-201L | SEM      | 1   |     |     | UNSCHE |               |               | ALFARO, M.E.      | 10       | 30 | PN    | 1.0     |
| M200A          | EVOLUTIONRY BIOLOGY | Y       | 28-006-200L | LEC      | 1   |     |     | MW     | 4:00- 5:50P   | LS 2320       | NOVEMBRE, J.P.    | 25       | 30 | SO    | 4.0     |
|                |                     |         |             |          |     |     |     |        |               |               |                   |          |    |       |         |
|                |                     |         |             |          |     |     |     |        |               |               |                   |          |    |       |         |
|                |                     |         |             |          |     |     |     |        |               |               |                   |          |    |       |         |
| 250            | PROF SKILL-RESEARCH | Y       | 28-300-200L | SEM      | 1   |     |     | T      | 1:30- 3:15P   | LS 2320       | NONACS, P.N.      | 20       | 30 | SO    | 2.0-3.0 |
| 297            | SELECTED TOPICS     | Y       | 28-582-201L | SEM      | 1   |     |     | M      | 3:00- 3:50P   | LAKRETZ 300A  | SHIPE, R.F.       | 20       | 30 | SO    | 1.0-4.0 |
|                |                     | Y       | 28-582-202L | SEM      | 2   |     |     | R      | 3:00- 4:50P   | BOTANY 328    | ALFARO, M.E.      | 20       | 30 | SO    | 1.0-4.0 |
|                |                     | Y       | 28-582-203L | SEM      | 3   |     |     | T      | 3:00- 4:50P   | BOTANY 328    | AMARASEKARE, P.A. | 20       | 30 | SO    | 1.0-4.0 |
|                |                     | Y       | 28-582-204L | SEM      | 4   |     |     | WF     | 9:00- 10:50A  |               |                   | 0        | 30 | SO    | 1.0-4.0 |

ECONOMICS

Per-unit instructional Enhancement Fees assessed on most undergraduate tutorial classes. See Miscellaneous Fee Chart at <http://www.registrar.ucla.edu/fees/fees.html> for amounts for all undergraduate economics courses except Economics 1, 2, and 19, enrollment is not allowed until the first enrollment pass.

|     |                     |   |             |     |    |  |  |    |               |              |                |     |    |    |     |
|-----|---------------------|---|-------------|-----|----|--|--|----|---------------|--------------|----------------|-----|----|----|-----|
| 1   | PRIN OF ECONOMICS   | Y | -----       | LEC | 1  |  |  | MW | 8:00- 9:15A   | HAINES 39    | BRESNOCK, A.E. | 350 | 01 | SO | 4.0 |
|     |                     | Y | 180-004-201 | QIZ | 1A |  |  | M  | 1:00- 1:50P   | BUNCHE 3143  |                | 35  |    |    | 0.0 |
|     |                     | Y | 180-004-202 | QIZ | 1B |  |  | M  | 4:00- 4:50P   | BUNCHE 3150  |                | 35  |    |    | 0.0 |
|     |                     | Y | 180-004-203 | QIZ | 1C |  |  | T  | 1:00- 1:50P   | BUNCHE 3150  |                | 35  |    |    | 0.0 |
|     |                     | Y | 180-004-204 | QIZ | 1D |  |  | T  | 10:00- 10:50A | BUNCHE 2160  |                | 35  |    |    | 0.0 |
|     |                     | Y | 180-004-205 | QIZ | 1E |  |  | W  | 1:00- 1:50P   | BUNCHE 1221A |                | 35  |    |    | 0.0 |
|     |                     | Y | 180-004-206 | QIZ | 1F |  |  | W  | 2:00- 2:50P   | DODD 167     |                | 35  |    |    | 0.0 |
|     |                     | Y | 180-004-207 | QIZ | 1G |  |  | R  | 2:00- 2:50P   | BUNCHE 3150  |                | 35  |    |    | 0.0 |
|     |                     | Y | 180-004-208 | QIZ | 1H |  |  | R  | 4:00- 4:50P   | BUNCHE 3150  |                | 35  |    |    | 0.0 |
|     |                     | Y | 180-004-209 | QIZ | 1I |  |  | F  | 10:00- 10:50A | BUNCHE 2178  |                | 35  |    |    | 0.0 |
|     |                     | Y | 180-004-210 | QIZ | 1J |  |  | F  | 11:00- 11:50A | BUNCHE 3150  |                | 35  |    |    | 0.0 |
| 2   | PRIN OF ECONOMICS   | Y | -----       | LEC | 1  |  |  | TR | 8:00- 9:15A   | ROLFE 1200   | SPROUL, M.F.   | 280 | 11 | SO | 4.0 |
|     |                     | Y | 180-008-201 | DIS | 1A |  |  | M  | 12:00- 12:50P | BUNCHE 3150  |                | 35  |    |    | 0.0 |
|     |                     | Y | 180-008-202 | DIS | 1B |  |  | M  | 2:00- 2:50P   | BUNCHE 2160  |                | 35  |    |    | 0.0 |
|     |                     | Y | 180-008-203 | DIS | 1C |  |  | T  | 2:00- 2:50P   | BUNCHE 3150  |                | 35  |    |    | 0.0 |
|     |                     | Y | 180-008-204 | DIS | 1D |  |  | T  | 3:00- 3:50P   | BUNCHE 3150  |                | 35  |    |    | 0.0 |
|     |                     | Y | 180-008-205 | DIS | 1E |  |  | W  | 12:00- 2:50P  | BUNCHE 3143  |                | 35  |    |    | 0.0 |
|     |                     | Y | 180-008-206 | DIS | 1F |  |  | W  | 2:00- 2:50P   | BUNCHE 2178  |                | 35  |    |    | 0.0 |
|     |                     | Y | 180-008-207 | DIS | 1G |  |  | R  | 2:00- 2:50P   | BUNCHE 2178  |                | 35  |    |    | 0.0 |
|     |                     | Y | 180-008-208 | DIS | 1H |  |  | R  | 4:00- 4:50P   | BUNCHE 2178  |                | 35  |    |    | 0.0 |
| 11  | MICROECONOMC THEORY | Y | -----       | LEC | 1  |  |  | TR | 9:30- 10:45A  | MOORE 100    | MAZZOCCO, M.   | 410 | 12 | SO | 4.0 |
|     |                     | Y | 180-052-201 | DIS | 1A |  |  | M  | 10:00- 10:50A | BUNCHE 2178  |                | 35  |    |    | 0.0 |
|     |                     | Y | 180-052-202 | DIS | 1B |  |  | F  | 10:00- 10:50A | BUNCHE 3143  |                | 35  |    |    | 0.0 |
|     |                     | Y | 180-052-203 | DIS | 1C |  |  | W  | 1:00- 1:50P   | BUNCHE 2178  |                | 35  |    |    | 0.0 |
|     |                     | Y | 180-052-204 | DIS | 1D |  |  | R  | 12:00- 12:50P | BUNCHE 3143  |                | 35  |    |    | 0.0 |
|     |                     | Y | 180-052-205 | DIS | 1E |  |  | W  | 2:00- 2:50P   | BUNCHE 3153  |                | 35  |    |    | 0.0 |
|     |                     | Y | 180-052-206 | DIS | 1F |  |  | T  | 3:00- 3:50P   | BUNCHE 2178  |                | 35  |    |    | 0.0 |
|     |                     | Y | 180-052-207 | DIS | 1G |  |  | W  | 3:00- 3:50P   | BUNCHE 3150  |                | 35  |    |    | 0.0 |
|     |                     | Y | 180-052-208 | DIS | 1H |  |  | F  | 11:00- 11:50A | BUNCHE 3164  |                | 35  |    |    | 0.0 |
|     |                     | Y | 180-052-209 | DIS | 1I |  |  | T  | 11:00- 11:50A | BUNCHE 3170  |                | 35  |    |    | 0.0 |
|     |                     | Y | 180-052-210 | DIS | 1J |  |  | T  | 2:00- 2:50P   | PUB AFF 1337 |                | 35  |    |    | 0.0 |
|     |                     | Y | 180-052-211 | DIS | 1K |  |  | R  | 2:00- 2:50P   | DODD 170     |                | 30  |    |    | 0.0 |
|     |                     | Y | 180-052-212 | DIS | 1L |  |  | M  | 2:00- 2:50P   | BUNCHE 3153  |                | 30  |    |    | 0.0 |
| 41  | STATS-ECONOMISTS    | Y | -----       | LEC | 1  |  |  | TR | 11:00- 12:15P | HAINES 39    | BOGNAR, K.I.   | 350 | 13 | LG | 4.0 |
|     |                     | Y | 180-123-201 | DIS | 1A |  |  | M  | 2:00- 2:50P   | BUNCHE 2178  |                | 35  |    |    | 0.0 |
|     |                     | Y | 180-123-202 | DIS | 1B |  |  | M  | 3:00- 3:50P   | BUNCHE 3150  |                | 35  |    |    | 0.0 |
|     |                     | Y | 180-123-203 | DIS | 1C |  |  | M  | 1:00- 1:50P   | BUNCHE 2178  |                | 35  |    |    | 0.0 |
|     |                     | Y | 180-123-204 | DIS | 1D |  |  | F  | 10:00- 10:50A | BUNCHE 3156  |                | 35  |    |    | 0.0 |
|     |                     | Y | 180-123-205 | DIS | 1E |  |  | T  | 1:00- 1:50P   | BUNCHE 2178  |                | 35  |    |    | 0.0 |
|     |                     | Y | 180-123-206 | DIS | 1F |  |  | T  | 3:00- 3:50P   | BUNCHE 3143  |                | 35  |    |    | 0.0 |
|     |                     | Y | 180-123-207 | DIS | 1G |  |  | W  | 12:00- 12:50P | BUNCHE 3150  |                | 35  |    |    | 0.0 |
|     |                     | Y | 180-123-208 | DIS | 1H |  |  | W  | 2:00- 2:50P   | BUNCHE 3170  |                | 35  |    |    | 0.0 |
|     |                     | Y | 180-123-209 | DIS | 1I |  |  | W  | 3:00- 3:50P   | BUNCHE 2178  |                | 35  |    |    | 0.0 |
|     |                     | Y | 180-123-210 | DIS | 1J |  |  | R  | 4:00- 4:50P   | BUNCHE 3211  |                | 35  |    |    | 0.0 |
| 101 | MICROECONOMC THEORY | Y | -----       | LEC | 1  |  |  | TR | 12:30- 1:45P  | ROLFE 1200   | COPIK, J.      | 245 | 14 | SO | 4.0 |
|     |                     | Y | 180-346-201 | DIS | 1A |  |  | T  | 2:00- 2:50P   | BUNCHE 2178  |                | 35  |    |    | 0.0 |
|     |                     | Y | 180-346-202 | DIS | 1B |  |  | M  | 3:00- 3:50P   | BUNCHE 2178  |                | 35  |    |    | 0.0 |
|     |                     | Y | 180-346-203 | DIS | 1C |  |  | W  | 9:00- 9:50A   | BUNCHE 2178  |                | 35  |    |    | 0.0 |
|     |                     | Y | 180-346-204 | DIS | 1D |  |  | R  | 9:00- 9:50A   | BUNCHE 3143  |                | 35  |    |    | 0.0 |
|     |                     | Y | 180-346-205 | DIS | 1E |  |  | M  | 3:00- 3:50P   | BUNCHE 3143  |                | 35  |    |    | 0.0 |
|     |                     | Y | 180-346-206 | DIS | 1F |  |  | M  | 11:00- 11:50A | BUNCHE 3150  |                | 35  |    |    | 0.0 |
|     |                     | Y | 180-346-207 | DIS | 1G |  |  | R  | 3:00- 3:50P   | BUNCHE 3150  |                | 35  |    |    | 0.0 |
| 102 | MACRO ECON THEORY   | Y | -----       | LEC | 1  |  |  | TR | 9:30- 10:45A  | DODD 147     | MCDEVITT, E.P. | 280 | 12 | SO | 4.0 |
|     |                     | Y | 180-364-201 | DIS | 1A |  |  | M  | 2:00- 2:50P   | BUNCHE 3143  |                | 35  |    |    | 0.0 |
|     |                     | Y | 180-364-202 | DIS | 1B |  |  | T  | 1:00- 1:50P   | BUNCHE 3153  |                | 35  |    |    | 0.0 |
|     |                     | Y | 180-364-203 | DIS | 1C |  |  | T  | 4:00- 4:50P   | BUNCHE 2178  |                | 35  |    |    | 0.0 |
|     |                     | Y | 180-364-204 | DIS | 1D |  |  | R  | 4:00- 4:50P   | BUNCHE 2160  |                | 35  |    |    | 0.0 |
|     |                     | Y | 180-364-205 | DIS | 1E |  |  | W  | 10:00- 10:50A | BUNCHE 2178  |                | 35  |    |    | 0.0 |
|     |                     | Y | 180-364-206 | DIS | 1F |  |  | W  | 12:00- 12:50P | BUNCHE 3156  |                | 35  |    |    | 0.0 |

| CATALOG NUMBER  | COURSE TITLE          | ENF REQ | ID          | CLS NUMB | TYP | SEC | FEE         | DAYS          | TIME          | BUILDING/ROOM | INSTRUCTOR         | ENRL CAP | XC  | GD TP | UNITS |
|---|-----------------------|---------|-------------|----------|-----|-----|-------------|---------------|---------------|---------------|--------------------|----------|-----|-------|-------|
| 103   | INTRO-ECONOMETRICS    | Y       | 180-364-207 | DIS      | 1G  |     |             | W             | 3:00- 3:50P   | BUNCHE 3143   |                    | 35       |     |       | 0.0   |
|   |                       | Y       | 180-364-208 | DIS      | 1H  |     |             | F             | 11:00- 11:50A | BUNCHE 3157   |                    | 35       |     |       | 0.0   |
|   |                       | Y       | -----       | LEC      | 1   |     |             | TR            | 9:30- 10:45A  | BROAD 2160E   | CASANOVA RIVAS, M. | 280      | 12  | SO    | 5.0   |
|   |                       | Y       | 180-374-201 | DIS      | 1A  |     |             | T             | 11:00- 11:50A | PUB AFF 2400A |                    | 35       |     |       | 0.0   |
|   |                       | Y       | 180-374-202 | DIS      | 1B  |     |             | T             | 3:00- 3:50P   | PUB AFF 2400A |                    | 35       |     |       | 0.0   |
|   |                       | Y       | 180-374-203 | DIS      | 1C  |     |             | M             | 12:00- 12:50P | PUB AFF 2400A |                    | 35       |     |       | 0.0   |
|   |                       | Y       | 180-374-204 | DIS      | 1D  |     |             | M             | 11:00- 11:50A | PUB AFF 2400A |                    | 35       |     |       | 0.0   |
|   |                       | Y       | 180-374-205 | DIS      | 1E  |     |             | R             | 1:00- 1:50P   | PUB AFF 2400A |                    | 35       |     |       | 0.0   |
|   |                       | Y       | 180-374-206 | DIS      | 1F  |     |             | R             | 11:00- 11:50A | PUB AFF 2400A |                    | 35       |     |       | 0.0   |
|   |                       | Y       | 180-374-207 | DIS      | 1G  |     |             | W             | 1:00- 1:50P   | PUB AFF 2400A |                    | 35       |     |       | 0.0   |
| Y   | 180-374-208           | DIS     | 1H          |          |     | W   | 4:00- 4:50P | PUB AFF 2400A |               | 35            |                    |          | 0.0 |       |       |
| Economics 106A is limited to SENIOR Business Economics majors on the first enrollment pass. Other Business Economics majors may enroll on the second enrollment pass. |                       |         |             |          |     |     |             |               |               |               |                    |          |     |       |       |
| 106A  | ECON IN PRACTICE      | Y       | 80-338-200L | SEM      | 1   |     |             | MW            | 4:45- 6:00P   | PUB AFF 1246  | ATKESON, A.G.      | 100      | 30  | SO    | 4.0   |
| RESTRICT: INSTRUCTOR CONSENT  |                       |         |             |          |     |     |             |               |               |               |                    |          |     |       |       |
| Economics 106T is limited to SENIOR Business Economics majors on the first enrollment pass. Other Business Economics majors may enroll on the second enrollment pass. |                       |         |             |          |     |     |             |               |               |               |                    |          |     |       |       |
| 106T  | TECHNLGY&E-COMMERCE   | Y       | 80-335-200L | LEC      | 1   |     |             | TR            | 9:30- 10:45A  | PUB AFF 1222  | BOARD, S.A.        | 100      | 12  | SO    | 4.0   |
| RESTRICT: SENIOR BUSINESS/ECON MAJORS   |                       |         |             |          |     |     |             |               |               |               |                    |          |     |       |       |
| Economics 106V is limited to SENIOR Business Economics majors on the first enrollment pass. Other Business Economics majors may enroll on the second enrollment pass. |                       |         |             |          |     |     |             |               |               |               |                    |          |     |       |       |
| 106V  | INVESTMENTS           | Y       | 80-328-200L | LEC      | 1   |     |             | MW            | 8:00- 9:15A   | PUB AFF 2270  | WEILL, P.          | 70       | 01  | SO    | 4.0   |
| RESTRICT: SENIOR BUSINESS/ECON MAJORS   |                       |         |             |          |     |     |             |               |               |               |                    |          |     |       |       |
| Y   |                       | Y       | 80-328-201L | LEC      | 2   |     |             | MW            | 9:30- 10:45A  | PUB AFF 2270  | WEILL, P.          | 70       | 02  | SO    | 4.0   |
| RESTRICT: SENIOR BUSINESS/ECON MAJORS   |                       |         |             |          |     |     |             |               |               |               |                    |          |     |       |       |
| 121   | INTERNL TRADE THRY    | Y       | 80-428-200L | LEC      | 1   |     |             | TR            | 8:00- 9:15A   | HUMANTS A51   | MCDEVITT, E.P.     | 200      | 11  | SO    | 4.0   |
| 122   | INTERNATNL FINANCE    | Y       | 80-432-200L | LEC      | 1   |     |             | TR            | 3:30- 4:45P   | HAINES 39     |                    | 100      | 16  | SO    | 4.0   |
| 130   | PUBLIC ECONOMICS      | Y       | 80-480-200L | LEC      | 1   |     |             | TR            | 9:30- 10:45A  | HUMANTS A65   | LLERAS-MUNEY, A.   | 115      | 12  | SO    | 4.0   |
| Y   |                       | Y       | 80-480-201L | LEC      | 2   |     |             | TR            | 11:00- 12:15P | HUMANTS A65   | LLERAS-MUNEY, A.   | 115      | 13  | SO    | 4.0   |
| 140   | INEQLTY-MATH&ECONMTR  | Y       | 80-540-200L | LEC      | 1   |     |             | TR            | 11:00- 12:15P | HUMANTS 169   | ROTHSCHILD, M.     | 80       | 13  | SO    | 4.0   |
| 141A  | MATH FINANCE A        | Y       | -----       | LEC      | 1   |     |             | TR            | 12:30- 1:45P  | BROAD 2100A   | GRETSKY, N.E.      | 70       | 14  | SO    | 5.0   |
| Y   |                       | Y       | 80-575-201L | LAB      | 1A  |     |             | T             | 3:00- 4:15P   | PUB AFF 1246  |                    | 0        |     |       | 0.0   |
| 150   | LABOR ECONOMICS       | Y       | 80-647-200L | LEC      | 1   |     |             | TR            | 8:00- 9:15A   | BUNCHE 2209A  | HOU, J.W.          | 120      | 11  | SO    | 4.0   |
| 160   | MONEY AND BANKING     | Y       | 80-673-200L | LEC      | 1   |     |             | MW            | 4:00- 5:15P   | DODD 147      | BAIM, D.           | 250      | 09  | SO    | 4.0   |
| 167A  | STAGNATN-MOD GROWTHY  | Y       | 80-702-200L | LEC      | 1   |     |             | MW            | 2:00- 3:15P   | PUB AFF 2400A | HANSEN, G.D.       | 48       | 07  | SO    | 4.0   |
| 170   | MONOPOLY&COMPETITN    | Y       | 80-710-200L | LEC      | 1   |     |             | W             | 2:00- 4:50P   | BROAD 2160E   | GALLES, G.M.       | 200      | 09  | SO    | 4.0   |
| C186A   | ECONOMIC HISTORY      | Y       | 80-812-200L | SEM      | 1   |     |             | MW            | 3:00- 4:15P   | HAINES 220    | BOUSTAN, L.M.      | 3        | 30  | SO    | 4.0   |
| RESTRICT: INSTRUCTOR CONSENT  |                       |         |             |          |     |     |             |               |               |               |                    |          |     |       |       |
| 187   | APPLICATN ECON THRY   | Y       | 80-805-200L | SEM      | 1   |     |             | TR            | 9:30- 10:45A  | PERLOFF 1102  | THE STAFF          | 100      | 30  | SO    | 4.0   |
| Economics 187, seminar 1: Economic History of Globalization   |                       |         |             |          |     |     |             |               |               |               |                    |          |     |       |       |
| 200   | MATH METHODS-ECON     | Y       | 80-002-200L | LEC      | 1   |     |             | M             | 1:00- 1:50P   | BUNCHE 2160   | RILEY, J.G.        | 40       | 30  | SU    | 4.0   |
| RESTRICT: ECONOMICS GRADUATE STUDENTS   |                       |         |             |          |     |     |             |               |               |               |                    |          |     |       |       |
| 201A  | THEORY-FIRM&CONSUMRY  | Y       | 80-003-200L | LEC      | 1   |     |             | TR            | 9:00- 10:20A  | DODD 167      |                    | 50       | 14  | SO    | 4.0   |
| RESTRICT: ECONOMICS GRADUATE STUDENTS   |                       |         |             |          |     |     |             |               |               |               |                    |          |     |       |       |
| 202A  | DYNMICS&GRWTH THRY    | Y       | 80-008-200L | LEC      | 1   |     |             | MW            | 10:00- 11:15A | PUB AFF 2232  | HANSEN, G.D.       | 50       | 15  | SO    | 4.0   |
| 203A  | PROB&STAT-ECONMTRCSY  | Y       | 80-021-200L | LEC      | 1   |     |             | TR            | 11:00- 12:15P | DODD 78       | MATZKIN, R.L.      | 50       | 06  | SO    | 4.0   |
| RESTRICT: ECONOMICS GRADUATE STUDENTS   |                       |         |             |          |     |     |             |               |               |               |                    |          |     |       |       |
| 204A  | APPLIC OF ECON THRY   | Y       | 80-031-200L | SEM      | 1   |     |             | W             | 12:00- 1:30P  | PUB AFF 4240  | COSTA, D.L.        | 30       | 30  | SU    | 4.0   |
| RESTRICT: ECONOMICS GRADUATE STUDENTS   |                       |         |             |          |     |     |             |               |               |               |                    |          |     |       |       |
| M204L   | PHARMCTCL ECON&PLCYY  | Y       | 80-046-200L | SEM      | 1   |     |             | R             | 4:30- 6:30P   | PUB HLT 16059 | SCHWEITZER, S.O.   | 20       | 30  |       | 1.0   |
| SAME AS: HLT SER M204A  |                       |         |             |          |     |     |             |               |               |               |                    |          |     |       |       |
| RESTRICT: ECONOMICS GRADUATE STUDENTS   |                       |         |             |          |     |     |             |               |               |               |                    |          |     |       |       |
| 211A  | UNCRNTNTY&INFO&GAMESY | Y       | 80-070-200L | LEC      | 1   |     |             | MW            | 9:00- 10:20A  | BUNCHE 2249   | BOARD, S.A.        | 30       | 30  | SO    | 4.0   |
| RESTRICT: ECONOMICS GRADUATE STUDENTS   |                       |         |             |          |     |     |             |               |               |               |                    |          |     |       |       |
| 211B  | UNCRNTNTY&INFO&GAMESY | Y       | 80-071-200L | LEC      | 1   |     |             | TR            | 8:30- 9:45A   | BUNCHE 9294   | COPIK, J.          | 30       | 30  | SO    | 4.0   |
| RESTRICT: ECONOMICS GRADUATE STUDENTS   |                       |         |             |          |     |     |             |               |               |               |                    |          |     |       |       |
| 212A  | SEARCH THEORY         | Y       | 80-077-200L | LEC      | 1   |     |             | M             | 2:30- 4:50P   | BUNCHE 9294   | WEILL, P.          | 30       | 30  | SO    | 4.0   |
| RESTRICT: ECONOMICS GRADUATE STUDENTS   |                       |         |             |          |     |     |             |               |               |               |                    |          |     |       |       |
| 218A  | SEM-ECONOMIC THEORY   | Y       | 80-109-200L | SEM      | 1   |     |             | M             | 3:30- 4:30P   | BUNCHE 9383   | OBARA, I.          | 30       | 30  | SU    | 4.0   |
| RESTRICT: ECONOMICS GRADUATE STUDENTS   |                       |         |             |          |     |     |             |               |               |               |                    |          |     |       |       |
| 219A  | ECON THRY&MATH ECONY  | Y       | 80-112-200L | LEC      | 1   |     |             | R             | 3:30- 4:50P   | BUNCHE 9383   | BOARD, S.A.        | 30       | 30  | SU    | 4.0   |
| RESTRICT: ECONOMICS GRADUATE STUDENTS   |                       |         |             |          |     |     |             |               |               |               |                    |          |     |       |       |
| 221A  | MONETARY ECON I       | Y       | 80-125-200L | LEC      | 1   |     |             | W             | 5:00- 7:20P   | BUNCHE 9383   | BUERA, F.J.        | 30       | 30  | SO    | 4.0   |
| RESTRICT: ECONOMICS GRADUATE STUDENTS   |                       |         |             |          |     |     |             |               |               |               |                    |          |     |       |       |
| 228A  | SEM-MONETARY ECON     | Y       | 80-166-200L | SEM      | 1   |     |             | T             | 12:00- 1:30P  | BUNCHE 9383   | WEILL, P.          | 35       | 30  | SU    | 4.0   |
| RESTRICT: ECONOMICS GRADUATE STUDENTS   |                       |         |             |          |     |     |             |               |               |               |                    |          |     |       |       |
| 229A  | WKSHP-MONETARY ECONY  | Y       | 80-172-200L | LEC      | 1   |     |             | M             | 11:25- 12:45P | BUNCHE 9383   | WEILL, P.          | 40       | 30  | SU    | 4.0   |
| RESTRICT: ECONOMICS GRADUATE STUDENTS   |                       |         |             |          |     |     |             |               |               |               |                    |          |     |       |       |
| 231A  | SINGLE EQUATN MODLS   | Y       | 80-187-200L | LEC      | 1   |     |             | T             | 12:45- 1:55P  | BUNCHE 3143   | MATZKIN, R.L.      | 35       | 30  | SO    | 4.0   |
| RESTRICT: ECONOMICS GRADUATE STUDENTS   |                       |         |             |          |     |     |             |               |               |               |                    |          |     |       |       |
| 238A  | PROSEM-ECONOMETRICSY  | Y       | 80-228-200L | SEM      | 1   |     |             | R             | 2:15- 3:15P   | BUNCHE 9383   | MATZKIN, R.L.      | 30       | 30  | SU    | 4.0   |
| RESTRICT: ECONOMICS GRADUATE STUDENTS   |                       |         |             |          |     |     |             |               |               |               |                    |          |     |       |       |
| 239A  | WRKSHP-ECONOMETRICSY  | Y       | 80-234-200L | LEC      | 1   |     |             | W             | 4:00- 5:20P   | BUNCHE 9294   | MATZKIN, R.L.      | 40       | 30  | SU    | 4.0   |
| RESTRICT: ECONOMICS GRADUATE STUDENTS   |                       |         |             |          |     |     |             |               |               |               |                    |          |     |       |       |
| 241   | ECON HIST-W EUROPE    | Y       | 80-245-200L | LEC      | 1   |     |             | TR            | 10:00- 11:15A | BUNCHE 9383   | COSTA, D.L.        | 30       | 30  | SO    | 4.0   |
| RESTRICT: ECONOMICS GRADUATE STUDENTS   |                       |         |             |          |     |     |             |               |               |               |                    |          |     |       |       |
| C246A   | ECONOMIC HISTORY      | Y       | 80-283-200L | SEM      | 1   |     |             | W             | 2:00- 3:20P   | BUNCHE 9383   | LAMOREAUX, N.R.    | 20       | 30  | SU    | 4.0   |
| RESTRICT: ECONOMICS GRADUATE STUDENTS   |                       |         |             |          |     |     |             |               |               |               |                    |          |     |       |       |
| 248A  | ECONOMIC HISTORY      | Y       | 80-310-200L | SEM      | 1   |     |             | T             | 11:30- 12:30P | BUNCHE 9294   | LAMOREAUX, N.R.    | 20       | 30  | SU    | 4.0   |
| RESTRICT: ECONOMICS GRADUATE STUDENTS   |                       |         |             |          |     |     |             |               |               |               |                    |          |     |       |       |
| 251B  | PUBLIC PRJCTS&PRGRMSY | Y       | 80-332-200L | LEC      | 1   |     |             | MTR           | 5:00- 6:50P   | BUNCHE 2249   | HARBERGER, A.C.    | 30       | 30  | SO    | 4.0   |
| RESTRICT: ECONOMICS GRADUATE STUDENTS   |                       |         |             |          |     |     |             |               |               |               |                    |          |     |       |       |
| 261A  | LABOR ECONOMICS I     | Y       | 80-376-200L | LEC      | 1   |     |             | W             | 2:00- 4:30P   | BUNCHE 2249   | MAZZOCCO, M.       | 20       | 30  | SO    | 4.0   |
| RESTRICT: ECONOMICS GRADUATE STUDENTS   |                       |         |             |          |     |     |             |               |               |               |                    |          |     |       |       |
| 262P  | TOPCS IN LABOR ECON   | Y       | 80-386-200L | LEC      | 1   |     |             | R             | 2:00- 4:30P   | BUNCHE 2249   | LLERAS-MUNEY, A.   | 20       | 30  | SO    | 4.0   |
| RESTRICT: ECONOMICS GRADUATE STUDENTS   |                       |         |             |          |     |     |             |               |               |               |                    |          |     |       |       |
| 268A  | SEM-LABOR&POPULATN    | Y       | 80-412-200L | SEM      | 1   |     |             | M             | 1:00- 2:30P   | BUNCHE 9383   | LLERAS-MUNEY, A.   | 30       | 30  | SU    | 4.0   |
| RESTRICT: ECONOMICS GRADUATE STUDENTS   |                       |         |             |          |     |     |             |               |               |               |                    |          |     |       |       |
| 269A  | WORKSHOP-LABOR ECONY  | Y       | 80-420-200L | LEC      | 1   |     |             | T             | 3:30- 4:50P   | BUNCHE 9383   | LLERAS-MUNEY, A.   | 40       | 30  | SU    | 4.0   |
| RESTRICT: ECONOMICS GRADUATE STUDENTS   |                       |         |             |          |     |     |             |               |               |               |                    |          |     |       |       |
| 271A  | IND ORG&PRC PLC&REG   | Y       | 80-427-200L | LEC      | 1   |     |             | MW            | 10:30- 11:45A | BUNCHE 9294   | RILEY, J.G.        | 20       | 30  | SO    | 4.0   |
| RESTRICT: ECONOMICS GRADUATE STUDENTS   |                       |         |             |          |     |     |             |               |               |               |                    |          |     |       |       |
| 278A  | INDSTR L ORGN&REGLTNY | Y       | 80-472-200L | SEM      | 1   |     |             | W             | 12:30- 1:20P  | BUNCHE 9294   | RILEY, J.G.        | 30       | 30  | SU    | 4.0   |
| RESTRICT: ECONOMICS GRADUATE STUDENTS   |                       |         |             |          |     |     |             |               |               |               |                    |          |     |       |       |
| 279A  | WRKSHP-BUSINESS ORGY  | Y       | 80-478-200L | LEC      | 1   |     |             | T             | 2:00- 3:20P   | BUNCHE 9383   | RILEY, J.G.        | 24       | 30  | SU    | 4.0   |
| RESTRICT: ECONOMICS GRADUATE STUDENTS   |                       |         |             |          |     |     |             |               |               |               |                    |          |     |       |       |

| CATALOG NUMBER                        | COURSE TITLE        | ENF REQ | ID          | CLS NUMBERTYP | SEC | FEE | DAYS | TIME         | BUILDING/ROOM | INSTRUCTOR      | ENRL CAP | XC | GD TP | UNITS |
|---------------------------------------|---------------------|---------|-------------|---------------|-----|-----|------|--------------|---------------|-----------------|----------|----|-------|-------|
| 282A                                  | TPCS-INTERNTNL ECON | Y       | 80-493-200L | LEC 1         |     |     | W    | 5:00- 7:20P  | BUNCHE 9383   | BUERA, F.J.     | 30       | 30 | SO    | 4.0   |
| RESTRICT: ECONOMICS GRADUATE STUDENTS |                     |         |             |               |     |     |      |              |               |                 |          |    |       |       |
| C285A                                 | INTERNATIONAL ECON  | Y       | 80-509-200L | SEM 1         |     |     | W    | 3:45- 4:55P  | BUNCHE 9383   | TORNELL, A.     | 40       | 30 | SU    | 4.0   |
| RESTRICT: ECONOMICS GRADUATE STUDENTS |                     |         |             |               |     |     |      |              |               |                 |          |    |       |       |
| 286B                                  | CST-BENEFT ANLY-DEV | Y       | 80-517-200L | LEC 1         |     |     | MTR  | 5:00- 6:50P  | BUNCHE 2249   | HARBERGER, A.C. | 30       | 30 | SO    | 4.0   |
| RESTRICT: ECONOMICS GRADUATE STUDENTS |                     |         |             |               |     |     |      |              |               |                 |          |    |       |       |
| 288A                                  | INTRNTL&DEVELP ECON | Y       | 80-526-200L | SEM 1         |     |     | R    | 2:00- 3:20P  | BUNCHE 9294   | TORNELL, A.     | 40       | 30 | SU    | 4.0   |
| RESTRICT: ECONOMICS GRADUATE STUDENTS |                     |         |             |               |     |     |      |              |               |                 |          |    |       |       |
| 298A                                  | ASSET PRICING       | Y       | 80-584-200L | SEM 1         |     |     | R    | 3:30- 4:45P  | HAINES 122    | ELICKSON, B.C.  | 3        | 30 | SU    | 4.0   |
| 495                                   | TCHING-COLLEGE ECON | Y       | 80-775-200L | SEM 1         |     |     | F    | 12:00- 1:50P | BUNCHE 2160   | WRIGHT, M.L.    | 40       | 30 | SU    | 2.0   |
| RESTRICT: ECONOMICS GRADUATE STUDENTS |                     |         |             |               |     |     |      |              |               |                 |          |    |       |       |

EDUCATION

|  |                      |   |             |       |  |  |     |               |              |                     |     |    |    |     |
|--|----------------------|---|-------------|-------|--|--|-----|---------------|--------------|---------------------|-----|----|----|-----|
| 92B  | PRACTICUM            | Y | 83-277-200L | SEM 1 |  |  | T   | 9:00- 11:50A  | COVEL 203    | BARBEE, B.L.        | 45  | 30 | LG | 4.0 |
| RESTRICT: INSTRUCTOR CONSENT   |                      |   |             |       |  |  |     |               |              |                     |     |    |    |     |
| 92D  | PEER MENTORING       | Y | 83-279-200L | SEM 1 |  |  | R   | 2:00- 4:45P   | COVEL 203    | BARBEE, B.L.        | 45  | 30 | SO | 4.0 |
| RESTRICT: INSTRUCTOR CONSENT   |                      |   |             |       |  |  |     |               |              |                     |     |    |    |     |
| 92F  | UG ACADEMIC SUCCESS  | Y | -----       | LEC 1 |  |  | M   | 9:00- 10:20A  | DE NEVE P350 | BARBEE, B.L.        | 247 | 30 | LG | 2.0 |
| Y 183-282-201 DIS 1A W 9:00- 10:20A COVEL 203 12 0.0   |                      |   |             |       |  |  |     |               |              |                     |     |    |    |     |
| Y 183-282-202 DIS 1B W 9:00- 10:20A COVEL 207 12 0.0   |                      |   |             |       |  |  |     |               |              |                     |     |    |    |     |
| Y 183-282-203 DIS 1C W 9:00- 10:20A COVEL 211 12 0.0   |                      |   |             |       |  |  |     |               |              |                     |     |    |    |     |
| Y 183-282-204 DIS 1D W 9:00- 10:20A COVEL 215 12 0.0   |                      |   |             |       |  |  |     |               |              |                     |     |    |    |     |
| Y 183-282-205 DIS 1E W 9:00- 10:20A COVEL 219 12 0.0   |                      |   |             |       |  |  |     |               |              |                     |     |    |    |     |
| Y 183-282-206 DIS 1F W 9:00- 10:20A COVEL 225 12 0.0   |                      |   |             |       |  |  |     |               |              |                     |     |    |    |     |
| Y 183-282-207 DIS 1G W 9:00- 10:20A COVEL 229 12 0.0   |                      |   |             |       |  |  |     |               |              |                     |     |    |    |     |
| Y 183-282-208 DIS 1H W 9:00- 10:20A COVEL 222 12 0.0   |                      |   |             |       |  |  |     |               |              |                     |     |    |    |     |
| Y 183-282-209 DIS 1I W 9:00- 10:20A COVEL 224 12 0.0   |                      |   |             |       |  |  |     |               |              |                     |     |    |    |     |
| Y 183-282-210 DIS 1J W 9:00- 10:20A COVEL 226 12 0.0   |                      |   |             |       |  |  |     |               |              |                     |     |    |    |     |
| Y 183-282-211 DIS 1K W 9:00- 10:20A COVEL 214 12 0.0   |                      |   |             |       |  |  |     |               |              |                     |     |    |    |     |
| Y 183-282-212 DIS 1L W 4:00- 5:20P COVEL 203 12 0.0  |                      |   |             |       |  |  |     |               |              |                     |     |    |    |     |
| Y 183-282-213 DIS 1M W 4:00- 5:20P COVEL 207 12 0.0  |                      |   |             |       |  |  |     |               |              |                     |     |    |    |     |
| Y 183-282-214 DIS 1N W 4:00- 5:20P COVEL 211 12 0.0  |                      |   |             |       |  |  |     |               |              |                     |     |    |    |     |
| Y 183-282-215 DIS 1O W 4:00- 5:20P COVEL 215 12 0.0  |                      |   |             |       |  |  |     |               |              |                     |     |    |    |     |
| Y 183-282-216 DIS 1P W 4:00- 5:20P COVEL 219 12 0.0  |                      |   |             |       |  |  |     |               |              |                     |     |    |    |     |
| Y 183-282-217 DIS 1Q W 4:00- 5:20P COVEL 214 12 0.0  |                      |   |             |       |  |  |     |               |              |                     |     |    |    |     |
| Y 183-282-218 DIS 1R W 4:00- 5:20P COVEL 225 12 0.0  |                      |   |             |       |  |  |     |               |              |                     |     |    |    |     |
| C125   | POLITICS OF EDUCATN  | Y | 83-449-201L | LEC 1 |  |  | M   | 5:00- 8:50P   | BROAD 2100A  | JUMA, A.S.          | 70  | 30 | SO | 5.0 |
| 127  | EDUCATIONAL PSYCH    | Y | 83-462-200L | SEM 1 |  |  | TR  | 9:00- 10:50A  | MOORE 1003   | BAILIS, P.G.        | 25  | 30 | LG | 5.0 |
| RESTRICT: EDUCATION MINORS   |                      |   |             |       |  |  |     |               |              |                     |     |    |    |     |
| 129  | EDUCATION AND LAW    | Y | 83-474-200L | SEM 1 |  |  | WF  | 11:00- 12:50P | MOORE 3320   | BIEGEL, S.          | 30  | 30 | LG | 5.0 |
| 130  | RACE&CLASS&INEQUAL   | Y | -----       | LEC 1 |  |  | TBA |               |              | HOWARD, T.C.        | 150 | 30 | LG | 5.0 |
| Y 183-480-201 DIS 1A TBA 30 0.0  |                      |   |             |       |  |  |     |               |              |                     |     |    |    |     |
| Y 183-480-202 DIS 1B R 2:00- 3:50P MOORE 1048 30 0.0   |                      |   |             |       |  |  |     |               |              |                     |     |    |    |     |
| Y 183-480-203 DIS 1C R 2:00- 3:50P BOELTER 5420 30 0.0                                       |                      |   |             |       |  |  |     |               |              |                     |     |    |    |     |
| Y 183-480-204 DIS 1D R 2:00- 3:50P MOORE 2120 30 0.0   |                      |   |             |       |  |  |     |               |              |                     |     |    |    |     |
| Y 183-480-205 DIS 1E R 2:00- 3:50P MS 5138 30 0.0  |                      |   |             |       |  |  |     |               |              |                     |     |    |    |     |
| 132  | EXCPTNL INDIVIDUALS  | Y | 83-492-201L | SEM 1 |  |  | M   | 1:00- 4:50P   | HAINES A20   | KASARI, C.L.        | 20  | 30 | LG | 5.0 |
| 137  | PBLC PLCY-HIGHER ED  | Y | 83-522-201L | LEC 1 |  |  | TBA |               |              | SANTOS, J.L.        | 30  | 30 | LG | 5.0 |
| M145A  | RESTORING CIVILITY   | Y | 83-570-200L | LEC 1 |  |  | F   | 11:00- 2:50P  | MOORE 3140   | RIDLEY-THOMAS, A.F. | 15  | 30 | SO | 4.0 |
| SAME AS: CHICANO M174A   |                      |   |             |       |  |  |     |               |              |                     |     |    |    |     |
| RESTRICT: INSTRUCTOR CONSENT   |                      |   |             |       |  |  |     |               |              |                     |     |    |    |     |
| 187  | VARIABLE TOPICS      | Y | 83-822-201L | SEM 1 |  |  | T   | 5:00- 8:50P   | MS 5203      | MCLAREN, P.L.       | 30  | 30 | LG | 5.0 |
| RESTRICT: EDUCATION MINORS   |                      |   |             |       |  |  |     |               |              |                     |     |    |    |     |
| Education 187, seminar 1: Introduction to Critical Pedagogy and Education for Social Justice |                      |   |             |       |  |  |     |               |              |                     |     |    |    |     |
| M201C  | HIST OF AMERCN EDUC  | Y | 83-025-200L | DIS 1 |  |  | T   | 1:00- 4:50P   | MOORE        | COHEN, S.           | 20  | 30 | SO | 4.0 |
| For Education 204A, priority is given to social sciences and comparative education students. |                      |   |             |       |  |  |     |               |              |                     |     |    |    |     |
| 204A   | INTRO-EDUC&SOCL SCI  | Y | 83-046-200L | LEC 1 |  |  | M   | 1:00- 4:50P   | MOORE 3027   | HAMMER, R.          | 20  | 30 | SO | 4.0 |
| RESTRICT: INSTRUCTOR CONSENT   |                      |   |             |       |  |  |     |               |              |                     |     |    |    |     |
| 204B   | INTR-COMPARTVE EDUC  | Y | 83-053-200L | LEC 1 |  |  | W   | 5:00- 8:50P   | MOORE        | OMWAMI, E.S.        | 20  | 30 | SO | 4.0 |
| RESTRICT: GRADUATE STUDENTS  |                      |   |             |       |  |  |     |               |              |                     |     |    |    |     |
| 206A   | PHIL-EDUC-INTRODCTN  | Y | 83-073-200L | LEC 1 |  |  | T   | 1:00- 4:50P   | MOORE        | KELLNER, D.M.       | 20  | 30 | SO | 4.0 |
| C207   | POLITICS OF EDUCATN  | Y | 83-095-201L | LEC 1 |  |  | T   | 5:00- 6:50P   | MOORE 1003   | TORRES, C.A.        | 20  | 30 | SO | 5.0 |
| C209A  | HIST OF HIGHER EDUC  | Y | 83-109-200L | SEM 1 |  |  | T   | 9:00- 12:50P  | MOORE 2120   | WAGONER, R.L.       | 25  | 30 | SO | 5.0 |
| RESTRICT: INSTRUCTOR CONSENT   |                      |   |             |       |  |  |     |               |              |                     |     |    |    |     |
| 211A   | ED&PSYCH MEASUREMNTY | Y | 83-066-200L | LEC 1 |  |  | MW  | 3:00- 4:50P   | MOORE 1048   | MARTINEZ-FERNANDEZ  | 20  | 30 | SO | 4.0 |
| RESTRICT: EDUCATION, SPECIAL ED MAJORS   |                      |   |             |       |  |  |     |               |              |                     |     |    |    |     |
| 212A   | LEARNING&EDUCATION   | Y | 83-146-201L | LEC 1 |  |  | T   | 9:00- 12:50P  | MOORE 1048   | ENYEDY, N.D.        | 20  | 30 | SO | 4.0 |
| RESTRICT: GRADUATE STUDENTS  |                      |   |             |       |  |  |     |               |              |                     |     |    |    |     |
| M217C  | PRSNLTY DVLPMNT&ED   | Y | 83-806-201L | LEC 1 |  |  | T   | 9:00- 12:50P  | MOORE        | MISTRY, R.S.        | 20  | 30 | SO | 4.0 |
| 222A   | QUAL METH&DESGN ISS  | Y | 83-213-201L | LEC 1 |  |  | R   | 5:00- 8:50P   | MOORE 1048   | TANAKA, G.K.        | 40  | 30 | LG | 4.0 |
| RESTRICT: EDUCATION, SPECIAL ED MAJORS   |                      |   |             |       |  |  |     |               |              |                     |     |    |    |     |
| 229  | SEM-URBAN SCHOOLING  | Y | 83-226-201L | SEM 1 |  |  | W   | 6:00- 9:50P   | PUB AFF 1278 | MCDONNELL, J.P.     | 20  | 30 | LG | 4.0 |
| Education 229, seminar 1:  |                      |   |             |       |  |  |     |               |              |                     |     |    |    |     |
| Y 83-226-202L SEM 2 TBA 20 30 LG 4.0   |                      |   |             |       |  |  |     |               |              |                     |     |    |    |     |
| Y 83-226-200L SEM 3 R 9:00- 12:50P MOORE 1048 20 30 LG 4.0                                   |                      |   |             |       |  |  |     |               |              |                     |     |    |    |     |
| RESTRICT: GRADUATE STUDENTS  |                      |   |             |       |  |  |     |               |              |                     |     |    |    |     |
| Education 229, seminar 3:  |                      |   |             |       |  |  |     |               |              |                     |     |    |    |     |
| 230A   | RSRCH DESGN&STATS    | Y | 83-230-200L | LEC 1 |  |  | MW  | 1:00- 2:50P   | FRANZ 2258A  | WEBB, N.M.          | 60  | 30 | LG | 4.0 |
| RESTRICT: EDUCATION, SPECIAL ED MAJORS   |                      |   |             |       |  |  |     |               |              |                     |     |    |    |     |
| Y 83-230-203L LEC 3 M 5:00- 8:50P DODD 167 25 30 LG 4.0                                      |                      |   |             |       |  |  |     |               |              |                     |     |    |    |     |
| RESTRICT: GRADUATE STUDENTS  |                      |   |             |       |  |  |     |               |              |                     |     |    |    |     |
| Y 83-230-204L LEC 4 TBA 40 30 LG 4.0   |                      |   |             |       |  |  |     |               |              |                     |     |    |    |     |
| Y 83-230-205L LEC 5 R 5:30- 9:20P PRICE, M.E. 25 30 LG 4.0                                   |                      |   |             |       |  |  |     |               |              |                     |     |    |    |     |
| RESTRICT: GRADUATE STUDENTS  |                      |   |             |       |  |  |     |               |              |                     |     |    |    |     |
| 230AL  | RSRCH DES&STATS LAB  | Y | 83-144-201L | LAB 1 |  |  | M   | 3:00- 3:50P   | POWELL 320   | WEBB, N.M.          | 30  | 30 | SU | 1.0 |
| Y 83-144-202L LAB 2 W 12:00- 12:50P POWELL 320 30 30 SU 1.0                                  |                      |   |             |       |  |  |     |               |              |                     |     |    |    |     |
| 231A   | QUANT METHODS RSRCHY | Y | 83-244-200L | LEC 1 |  |  | W   | 9:00- 12:50P  | MOORE 3030   | CAI, L.             | 20  | 30 | SO | 4.0 |
| RESTRICT: EDUCATION, SPECIAL ED MAJORS   |                      |   |             |       |  |  |     |               |              |                     |     |    |    |     |





| CATALOG NUMBER | COURSE TITLE        | ENF REQ | ID          | CLS NUMB | TYP | SEC | FEE | DAYS  | TIME        | BUILDING/ROOM | INSTRUCTOR        | ENRL CAP | XC | GD TP | UNITS   |
|----------------|---------------------|---------|-------------|----------|-----|-----|-----|-------|-------------|---------------|-------------------|----------|----|-------|---------|
| 455            | WRITING AND INQUIRY | Y       | 83-829-200L | LEC      | 1   |     |     | W     | 6:00- 9:50P | MOORE         | DURKIN, D.        | 30       | 30 | LG    | 4.0     |
|                |                     |         |             |          |     |     |     |       |             |               |                   |          |    |       |         |
| 458A           | PRACTM-DISSERTATION | Y       | 83-820-200L | SEM      | 1   |     |     | W     | 6:00- 9:50P | MOORE         | KRATZER, C.C.     | 30       | 30 | LG    | 2.0     |
|                |                     |         |             |          |     |     |     |       |             |               |                   |          |    |       |         |
| 490A           | INSTRCNL DECSN MKNG | Y       | 83-771-200L | LEC      | 1   |     |     | W     | 5:00- 7:50P |               | KERSEY, S.E.      | 15       | 30 | SO    | 4.0     |
|                |                     | Y       | 83-771-201L | LEC      | 2   |     |     | W     | 5:00- 7:50P | MOORE 3140    | HADJAS, L.E.      | 20       | 30 | SO    | 4.0     |
|                |                     | Y       | 83-771-202L | LEC      | 3   |     |     | W     | 5:00- 8:30P | HAINES A78    | HUMPHREY, A.Y.    | 15       | 30 | SO    | 4.0     |
|                |                     | Y       | 83-771-203L | LEC      | 4   |     |     | W     | 5:00- 7:50P |               | LANE, S.S.        | 20       | 30 | SO    | 4.0     |
|                |                     | Y       | 83-771-204L | LEC      | 5   |     |     | W     | 5:00- 7:50P |               | BROWN, K.A.       | 15       | 30 | SO    | 4.0     |
|                |                     | Y       | 83-771-205L | LEC      | 6   |     |     | W     | 5:00- 7:50P | MOORE 1048    | DARBY, J.T.       | 20       | 30 | SO    | 4.0     |
|                |                     | Y       | 83-771-206L | LEC      | 7   |     |     | W     | 5:00- 7:50P |               | LEE, D.O.         | 15       | 30 | SO    | 4.0     |
|                |                     | Y       | 83-771-207L | LEC      | 8   |     |     | W     | 5:00- 7:50P |               | NAVA-LANDEROS, I. | 15       | 30 | SO    | 4.0     |
|                |                     | Y       | 83-771-208L | LEC      | 9   |     |     | W     | 5:00- 7:50P |               | METCALFE, E.L.    | 15       | 30 | SO    | 4.0     |
|                |                     | Y       | 83-771-209L | LEC      | 10  |     |     | W     | 5:00- 7:50P |               | KOHLI, R.         | 15       | 30 | SO    | 4.0     |
| 498A           | DIRECTED FLD EXPER  | Y       | 83-786-201L | CLI      | 1   |     |     | W     | 1:00- 4:50P | MOORE 2120    | SANLO, R.L.       | 20       | 30 | SO    | 2.0-8.0 |
|                |                     |         |             |          |     |     |     |       |             |               |                   |          |    |       |         |
|                |                     | Y       | 83-786-202L | CLI      | 2   |     |     | T     | 6:00- 7:50P | MOORE 2137    | TUCKER, E.        | 10       | 30 | SO    | 2.0-8.0 |
|                |                     |         |             |          |     |     |     |       |             |               |                   |          |    |       |         |
|                |                     | Y       | 83-786-203L | CLI      | 3   |     |     | VAR   |             |               | THOMPSON, S.A.    | 25       | 30 | SO    | 2.0-8.0 |
|                |                     |         |             |          |     |     |     |       |             |               |                   |          |    |       |         |
|                |                     | Y       | 83-786-204L | CLI      | 4   |     |     | VAR   |             |               | PRICE, M.E.       | 30       | 30 | SO    | 2.0-8.0 |
|                |                     |         |             |          |     |     |     |       |             |               |                   |          |    |       |         |
|                |                     | Y       | 83-786-205L | CLI      | 5   |     |     | VAR   |             |               | CAZARES, A.A.     | 25       | 30 | SO    | 2.0-8.0 |
|                |                     |         |             |          |     |     |     |       |             |               |                   |          |    |       |         |
|                |                     | Y       | 83-786-206L | CLI      | 6   |     |     | VAR   |             |               | PARACHINI, N.P.   | 25       | 30 | SO    | 2.0-8.0 |
|                |                     |         |             |          |     |     |     |       |             |               |                   |          |    |       |         |
|                |                     | Y       | 83-786-208L | CLI      | 8   |     |     | MTWRF | 8:00- 2:50P |               | LOPEZ, E.F.       | 25       | 30 | SO    | 2.0-8.0 |
|                |                     |         |             |          |     |     |     |       |             |               |                   |          |    |       |         |
|                |                     | Y       | 83-786-214L | CLI      | 14  |     |     | VAR   |             |               | LONON, E.         | 25       | 30 | SO    | 2.0-8.0 |
|                |                     |         |             |          |     |     |     |       |             |               |                   |          |    |       |         |
| 498B           | DIRECTED FLD EXPER  | Y       | 83-787-200L | CLI      | 1   |     |     | TBA   |             |               | TUCKER, E.        | 40       | 30 | SO    | 2.0-8.0 |
|                |                     |         |             |          |     |     |     |       |             |               |                   |          |    |       |         |
| 499A           | ADV DIR FIELD EXPER | Y       | 83-790-200L | CLI      | 1   |     |     | R     | 6:00- 9:50P | MOORE         | TUCKER, E.        | 30       | 30 | SO    | 4.0-8.0 |
|                |                     |         |             |          |     |     |     |       |             |               |                   |          |    |       |         |
|                |                     | Y       | 83-790-202L | CLI      | 2   |     |     | VAR   |             |               | MISTRY, R.S.      | 15       | 30 | SO    | 4.0-8.0 |
|                |                     |         |             |          |     |     |     |       |             |               |                   |          |    |       |         |

**ELECTRICAL ENGINEERING**

Per-unit Instructional Enhancement Fees assessed on all HSSEA undergraduate on-tutorial classes and HSSEA graduate on-tutorial classes taught concurrently with undergraduate classes See the Miscellaneous Fee Chart at <http://www.registrar.ucla.edu/fees/fees.htm> for enrollment fees. HSSEA courses without completing the requisite are subject to enrollment at the second class meeting. Necessary consult with HSSEA counselor in 6426 Boelter Hall.

|     |                       |       |             |     |    |  |  |     |               |         |       |                    |     |    |    |     |
|-----|-----------------------|-------|-------------|-----|----|--|--|-----|---------------|---------|-------|--------------------|-----|----|----|-----|
| 1   | ELEC ENGR PHYSICS I   | Y     | -----       | LEC | 1  |  |  | TR  | 4:00- 5:20P   | MS      | 4000A | JOSHI, C.J.        | 180 | 16 | LG | 4.0 |
|     |                       |       |             |     |    |  |  |     |               |         |       |                    |     |    |    |     |
|     |                       | Y     | 190-001-201 | DIS | 1A |  |  | M   | 9:00- 9:50A   | BOELTER | 5422  |                    | 30  |    |    | 0.0 |
|     |                       | Y     | 190-001-202 | DIS | 1B |  |  | T   | 9:00- 9:50A   | BOELTER | 5422  |                    | 30  |    |    | 0.0 |
|     |                       | Y     | 190-001-203 | DIS | 1C |  |  | W   | 4:00- 4:50P   | BOELTER | 5422  |                    | 30  |    |    | 0.0 |
|     |                       | Y     | 190-001-204 | DIS | 1D |  |  | R   | 2:00- 2:50P   | BOELTER | 4413  |                    | 30  |    |    | 0.0 |
|     |                       | Y     | 190-001-205 | DIS | 1E |  |  | F   | 1:00- 1:50P   | BOELTER | 5273  |                    | 30  |    |    | 0.0 |
|     |                       | Y     | 190-001-206 | DIS | 1F |  |  | W   | 3:00- 3:50P   | MS      | 5203  |                    | 30  |    |    | 0.0 |
| 10  | CIRCUIT ANALYSIS I    | Y     | -----       | LEC | 1  |  |  | MW  | 2:00- 3:20P   | HAINES  | 39    | DANESHRAJ, B.      | 150 | 07 | LG | 4.0 |
|     |                       |       |             |     |    |  |  |     |               |         |       |                    |     |    |    |     |
|     |                       | Y     | 190-030-201 | DIS | 1A |  |  | M   | 12:00- 12:50P | BOELTER | 5422  |                    | 30  |    |    | 0.0 |
|     |                       | Y     | 190-030-202 | DIS | 1B |  |  | W   | 4:00- 4:50P   | MS      | 5138  |                    | 30  |    |    | 0.0 |
|     |                       | Y     | 190-030-203 | DIS | 1C |  |  | W   | 5:00- 5:50P   | BOELTER | 5272  |                    | 30  |    |    | 0.0 |
|     |                       | Y     | 190-030-204 | DIS | 1D |  |  | T   | 4:00- 4:50P   | BOELTER | 5420  |                    | 30  |    |    | 0.0 |
|     |                       | Y     | 190-030-205 | DIS | 1E |  |  | R   | 4:00- 4:50P   | BOELTER | 5420  |                    | 30  |    |    | 0.0 |
| M16 | LOGC DSGN-DGTL SSTM Y | ----- | LEC         | 1   |    |  |  | MW  | 10:00- 11:50A | HUMANTS | A65   | NAHAPETIAN, A.     | 0   | 03 | LG | 4.0 |
|     |                       |       |             |     |    |  |  |     |               |         |       |                    |     |    |    |     |
|     |                       | Y     | 90-048-201L | DIS | 1A |  |  | F   | 10:00- 11:50A | HUMANTS | A65   |                    | 0   |    |    | 0.0 |
|     |                       | Y     | -----       | LEC | 2  |  |  | MW  | 2:00- 3:50P   | HUMANTS | A65   | ESHAGHIAN, M.M.    | 90  | 07 | LG | 4.0 |
|     |                       |       |             |     |    |  |  |     |               |         |       |                    |     |    |    |     |
|     |                       | Y     | 190-048-211 | DIS | 2A |  |  | F   | 10:00- 11:50A | LAKRETZ | 120   |                    | 30  |    |    | 0.0 |
|     |                       | Y     | 190-048-212 | DIS | 2B |  |  | F   | 2:00- 3:50P   | HAINES  | A25   |                    | 30  |    |    | 0.0 |
|     |                       | Y     | 190-048-213 | DIS | 2C |  |  | W   | 4:00- 5:50P   | BOELTER | 5273  |                    | 30  |    |    | 0.0 |
| 100 | ELCTRCL&ELCTRNC CIR   | Y     | -----       | LEC | 1  |  |  | MWF | 10:00- 10:50A | FRANZ   | 1260  | MESGHALI, F.       | 100 | 03 | LG | 4.0 |
|     |                       |       |             |     |    |  |  |     |               |         |       |                    |     |    |    |     |
|     |                       | Y     | 190-397-201 | DIS | 1A |  |  | M   | 12:00- 12:50P | BOELTER | 5420  |                    | 25  |    |    | 0.0 |
|     |                       | Y     | 190-397-202 | DIS | 1B |  |  | W   | 4:00- 4:50P   | BOELTER | 5272  |                    | 25  |    |    | 0.0 |
|     |                       | Y     | 190-397-203 | DIS | 1C |  |  | F   | 5:00- 5:50P   | BOELTER | 5419  |                    | 25  |    |    | 0.0 |
|     |                       | Y     | 190-397-204 | DIS | 1D |  |  | F   | 12:00- 12:50P | BOELTER | 5420  |                    | 25  |    |    | 0.0 |
| 101 | ENGR ELECTROMAGNTCSY  | ----- | LEC         | 1   |    |  |  | MW  | 4:00- 5:50P   | BOELTER | 3400  | OZCAN, A.          | 90  | 09 | LG | 4.0 |
|     |                       |       |             |     |    |  |  |     |               |         |       |                    |     |    |    |     |
|     |                       | Y     | 190-408-201 | DIS | 1A |  |  | F   | 11:00- 11:50A | BOELTER | 5280  |                    | 30  |    |    | 0.0 |
|     |                       | Y     | 190-408-202 | DIS | 1B |  |  | F   | 12:00- 12:50P | BOELTER | 5280  |                    | 30  |    |    | 0.0 |
|     |                       | Y     | 190-408-203 | DIS | 1C |  |  | F   | 1:00- 1:50P   | BOELTER | 5280  |                    | 30  |    |    | 0.0 |
|     |                       | Y     | 190-408-204 | DIS | 1D |  |  | W   | 1:00- 1:50P   | GEOLOGY | 4660  |                    | 0   |    |    | 0.0 |
| 102 | SYSTEMS AND SIGNALS Y | ----- | LEC         | 1   |    |  |  | MW  | 10:00- 11:50A | HAINES  | 118   | BALAKRISHNAN, A.V. | 112 | 03 | LG | 4.0 |
|     |                       |       |             |     |    |  |  |     |               |         |       |                    |     |    |    |     |
|     |                       | Y     | 190-412-201 | DIS | 1A |  |  | F   | 11:00- 11:50A | BOELTER | 4413  |                    | 23  |    |    | 0.0 |
|     |                       | Y     | 190-412-202 | DIS | 1B |  |  | F   | 1:00- 1:50P   | BOELTER | 5419  |                    | 23  |    |    | 0.0 |
|     |                       | Y     | 190-412-203 | DIS | 1C |  |  | T   | 2:00- 2:50P   | BOELTER | 4413  |                    | 23  |    |    | 0.0 |
|     |                       | Y     | 190-412-204 | DIS | 1D |  |  | T   | 3:00- 3:50P   | BOELTER | 4413  |                    | 23  |    |    | 0.0 |
| 103 | APPLD NUMERICL COMP Y | ----- | LEC         | 1   |    |  |  | T   | 8:00- 9:50A   | WGYOUNG | CS76  | VANDENBERGHE, L.   | 150 | 11 | LG | 4.0 |
|     |                       |       |             |     |    |  |  |     |               |         |       |                    |     |    |    |     |
|     |                       | Y     | 190-416-201 | DIS | 1A |  |  | W   | 9:00- 9:50A   | BOELTER | 3760  |                    | 25  |    |    | 0.0 |
|     |                       | Y     | 190-416-202 | DIS | 1B |  |  | W   | 6:00- 6:50P   | BOELTER | 3760  |                    | 26  |    |    | 0.0 |
|     |                       | Y     | 190-416-203 | DIS | 1C |  |  | R   | 6:00- 6:50P   | BOELTER | 3760  |                    | 25  |    |    | 0.0 |
|     |                       | Y     | 190-416-204 | DIS | 1D |  |  | F   | 9:00- 9:50A   | BOELTER | 3760  |                    | 25  |    |    | 0.0 |
|     |                       | Y     | 190-416-205 | DIS | 1E |  |  | F   | 10:00- 10:50A | BOELTER | 3760  |                    | 28  |    |    | 0.0 |
|     |                       | Y     | 190-416-206 | DIS | 1F |  |  | F   | 4:00- 4:50P   | BOELTER | 3760  |                    | 25  |    |    | 0.0 |

| CATALOG NUMBER | COURSE TITLE         | ENF REQ | ID            | CLS NUMBERTYP  | SEC | FEE | DAYS   | TIME          | BUILDING/ROOM | INSTRUCTOR      | ENRL CAP | GD XC | TP | UNITS   |
|----------------|----------------------|---------|---------------|--|-----|-----|--------|---------------|---------------|-----------------|----------|-------|----|---------|
| 110            | CIRCUIT ANALYSIS II  | Y       | -----         | LEC 1  |     |     | TR     | 12:00- 1:50P  | MS 5200       | PAMARTI, S.     | 112      | 14    | LG | 4.0     |
|                |                      |         |               | RESTRICT: EE, CS&E, CYBER UNDERGRADS   |     |     |        |               |               |                 |          |       |    |         |
|                |                      | Y       | 190-448-201   | DIS 1A   |     |     | F      | 12:00- 12:50P | BOELTER 4413  |                 | 28       |       |    | 0.0     |
|                |                      | Y       | 190-448-202   | DIS 1B   |     |     | F      | 1:00- 1:50P   | ROYCE 160     |                 | 28       |       |    | 0.0     |
|                |                      | Y       | 190-448-203   | DIS 1C   |     |     | W      | 2:00- 2:50P   | ROYCE 190     |                 | 28       |       |    | 0.0     |
|                |                      | Y       | 190-448-204   | DIS 1D   |     |     | R      | 10:00- 11:50A | BOELTER 4413  |                 | 28       |       |    | 0.0     |
| 110L           | CIRCUIT MSRMNTS LAB  | Y       | 90-460-201L   | LAB 1  |     |     | W      | 12:00- 3:50P  | ENGR IV 54137 |                 | 18       | 30    | LG | 2.0     |
|                |                      |         |               | RESTRICT: EE,CS,CS&E,CYBER,CHEM,MECH JR/SR   |     |     |        |               |               |                 |          |       |    |         |
|                |                      | Y       | 90-460-202L   | LAB 2  |     |     | W      | 4:00- 7:50P   | ENGR IV 54137 |                 | 18       | 30    | LG | 2.0     |
|                |                      |         |               | RESTRICT: EE,CS,CS&E,CYBER,CHEM,MECH JR/SR   |     |     |        |               |               |                 |          |       |    |         |
|                |                      | Y       | 90-460-203L   | LAB 3  |     |     | M      | 12:00- 3:50P  | ENGR IV 54137 |                 | 18       | 30    | LG | 2.0     |
|                |                      |         |               | RESTRICT: EE,CS,CS&E,CYBER,CHEM,MECH JR/SR   |     |     |        |               |               |                 |          |       |    |         |
|                |                      | Y       | 90-460-204L   | LAB 4  |     |     | M      | 4:00- 7:50P   | ENGR IV 54137 |                 | 18       | 30    | LG | 2.0     |
|                |                      |         |               | RESTRICT: EE,CS,CS&E,CYBER,CHEM,MECH JR/SR   |     |     |        |               |               |                 |          |       |    |         |
|                |                      | Y       | 90-460-205L   | LAB 5  |     |     | F      | 12:00- 3:50P  | ENGR IV 54137 |                 | 18       | 30    | LG | 2.0     |
|                |                      |         |               | RESTRICT: EE,CS,CS&E,CYBER,CHEM,MECH JR/SR   |     |     |        |               |               |                 |          |       |    |         |
|                |                      | Y       | 90-460-206L   | LAB 6  |     |     | F      | 4:00- 7:50P   | ENGR IV 54137 |                 | 18       | 30    | LG | 2.0     |
|                |                      |         |               | RESTRICT: EE,CS,CS&E,CYBER,CHEM,MECH JR/SR   |     |     |        |               |               |                 |          |       |    |         |
| 113            | DIGITAL SIGNL PROCS  | Y       | -----         | LEC 1  |     |     | TR     | 2:00- 3:50P   | MS 5200       | WILLSON, A.N.   | 92       | 15    | LG | 4.0     |
|                |                      |         |               | RESTRICT: EE JUNIORS AND SENIORS   |     |     |        |               |               |                 |          |       |    |         |
|                |                      | Y       | 190-471-201   | DIS 1A   |     |     | M      | 12:00- 12:50P | BOELTER 4283  |                 | 23       |       |    | 0.0     |
|                |                      | Y       | 190-471-202   | DIS 1B   |     |     | W      | 12:00- 12:50P | BOELTER 4283  |                 | 23       |       |    | 0.0     |
|                |                      | Y       | 190-471-203   | DIS 1C   |     |     | F      | 12:00- 12:50P | BOELTER 5419  |                 | 23       |       |    | 0.0     |
|                |                      | Y       | 190-471-204   | DIS 1D   |     |     | F      | 9:00- 9:50A   | BOELTER 4413  |                 | 23       |       |    | 0.0     |
|                |                      | Y       | 90-471-280L   | LEC 80   |     |     | UNSCHE |               |               | SAYED, A.H.     | 0        | 30    | LG | 4.0     |
|                |                      |         |               | RESTRICT: ON-LINE MASTERS PROGRAM  |     |     |        |               |               |                 |          |       |    |         |
| 113D           | DGTL SGNL PRCSG DES  | Y       | 90-472-200L   | LAB 1  |     |     | T      | 2:00- 5:50P   | ENGR IV 44110 | BRIGGS, D.M.    | 28       | 15    | LG | 4.0     |
|                |                      |         |               | RESTRICT: ELECTRICAL ENGINEERING SENIORS   |     |     |        |               |               |                 |          |       |    |         |
| 115A           | ANALG ELCTR CRCT 1   | Y       | -----         | LEC 1  |     |     | TR     | 4:00- 5:50P   | WG YOUNG CS76 | THE STAFF       | 100      | 16    | LG | 4.0     |
|                |                      |         |               | RESTRICT: CS,CS&E,CYBER,EE,PRECYBER&JR,SR  |     |     |        |               |               |                 |          |       |    |         |
|                |                      | Y       | 190-492-201   | DIS 1A   |     |     | M      | 1:00- 1:50P   | BOELTER 5422  |                 | 25       |       |    | 0.0     |
|                |                      | Y       | 190-492-202   | DIS 1B   |     |     | W      | 4:00- 4:50P   | BOELTER 4413  |                 | 25       |       |    | 0.0     |
|                |                      | Y       | 190-492-203   | DIS 1C   |     |     | W      | 12:00- 12:50P | BOELTER 5420  |                 | 25       |       |    | 0.0     |
|                |                      | Y       | 190-492-204   | DIS 1D   |     |     | T      | 1:00- 1:50P   | BOELTER 4413  |                 | 25       |       |    | 0.0     |
| 115AL          | ANALOG ELCTR LAB 1   | Y       | 90-493-201L   | LAB 1  |     |     | R      | 12:00- 3:50P  | ENGR IV 54137 |                 | 17       | 30    | LG | 2.0     |
|                |                      |         |               | RESTRICT: EE AND CS&E JUNIORS AND SENIORS  |     |     |        |               |               |                 |          |       |    |         |
|                |                      | Y       | 90-493-202L   | LAB 2  |     |     | R      | 4:00- 7:50P   | ENGR IV 54137 | BABAIE, H.      | 17       | 30    | LG | 2.0     |
|                |                      |         |               | RESTRICT: EE AND CS&E JUNIORS AND SENIORS  |     |     |        |               |               |                 |          |       |    |         |
|                |                      | Y       | 90-493-203L   | LAB 3  |     |     | T      | 12:00- 3:50P  | ENGR IV 54137 |                 | 17       | 30    | LG | 2.0     |
|                |                      |         |               | RESTRICT: EE AND CS&E JUNIORS AND SENIORS  |     |     |        |               |               |                 |          |       |    |         |
|                |                      | Y       | 90-493-204L   | LAB 4  |     |     | T      | 4:00- 7:50P   | ENGR IV 54137 |                 | 17       | 30    | LG | 2.0     |
|                |                      |         |               | RESTRICT: EE AND CS&E JUNIORS AND SENIORS  |     |     |        |               |               |                 |          |       |    |         |
| 115B           | ANALG ELCTR CRCT 2   | Y       | -----         | LEC 1  |     |     | TR     | 8:00- 9:50A   | FRANZ 2258A   |                 | 66       | 11    | LG | 4.0     |
|                |                      |         |               | RESTRICT: EE,CS,CS&E,CYBER,PRECYB UNDERGRADS   |     |     |        |               |               |                 |          |       |    |         |
|                |                      | Y       | 190-494-201   | DIS 1A   |     |     | T      | 10:00- 10:50A | MS 5217       |                 | 22       |       |    | 0.0     |
|                |                      | Y       | 190-494-202   | DIS 1B   |     |     | W      | 1:00- 1:50P   | MS 7608       |                 | 22       |       |    | 0.0     |
|                |                      | Y       | 190-494-203   | DIS 1C   |     |     | R      | 11:00- 11:50A | PUB AFF 1256  |                 | 22       |       |    | 0.0     |
| 115BL          | ANALOG ELCTR LAB 2   | Y       | 90-495-201L   | LAB 1  |     |     | F      | 12:00- 3:50P  | ENGR IV 15138 |                 | 20       | 07    | LG | 4.0     |
|                |                      |         |               | RESTRICT: EE JUNIORS AND SENIORS   |     |     |        |               |               |                 |          |       |    |         |
| M116C          | COMPUTR SYSTMS ARCHY | Y       | -----         | LEC 1  |     |     | TR     | 12:00- 1:50P  | BOELTER 5249  | GUPTA, P.       | 60       | 14    | LG | 4.0     |
|                |                      |         |               | SAME AS: COM SCI M151B   |     |     |        |               |               |                 |          |       |    |         |
|                |                      |         |               | RESTRICT: COM SCI AND EL ENGR JUNIORS&SENIORS  |     |     |        |               |               |                 |          |       |    |         |
|                |                      | Y       | 90-509-201L   | DIS 1A   |     |     | F      | 12:00- 1:50P  | BOTANY 325    |                 | 60       |       |    | 0.0     |
| M116L          | DIGITAL DESIGN LAB   | Y       | Y 90-511-201L | LAB 1  |     |     | MW     | 12:00- 1:50P  | BOELTER 3424  | SARRAFZADEH, M. | 0        | 05    | LG | 2.0     |
|                |                      |         |               | SAME AS: COM SCI M152A   |     |     |        |               |               |                 |          |       |    |         |
|                |                      |         |               | RESTRICT: COM SCI AND EL ENGR JUNIORS&SENIORS  |     |     |        |               |               |                 |          |       |    |         |
|                |                      | Y       | Y 90-511-202L | LAB 2  |     |     | MW     | 2:00- 3:50P   | BOELTER 3424  | SARRAFZADEH, M. | 0        | 07    | LG | 2.0     |
|                |                      |         |               | RESTRICT: COM SCI AND EL ENGR JUNIORS&SENIORS  |     |     |        |               |               |                 |          |       |    |         |
| 123A           | FUNDMNT-SOLID-ST I   | Y       | -----         | LEC 1  |     |     | TR     | 2:00- 3:50P   | BOELTER 5419  | GEARY, K.       | 24       | 15    | LG | 4.0     |
|                |                      |         |               | RESTRICT: EE AND MAT SCI UNDERGRADS  |     |     |        |               |               |                 |          |       |    |         |
|                |                      | Y       | 90-586-201L   | DIS 1A   |     |     | M      | 2:00- 2:50P   | BOELTER 5422  |                 | 24       |       |    | 0.0     |
|                |                      |         |               | Electrical Engineering 131A, lecture 80, is limited to students in the online M.S. in Engineering program. |     |     |        |               |               |                 |          |       |    |         |
| 131A           | PROBABILITY          | Y       | -----         | LEC 1  |     |     | MW     | 2:00- 3:50P   | KNSY PV 1200B | DOLECEK, L.     | 123      | 07    | LG | 4.0     |
|                |                      |         |               | RESTRICT: EE AND CYBER UNDERGRADS  |     |     |        |               |               |                 |          |       |    |         |
|                |                      | Y       | 190-625-201   | DIS 1A   |     |     | F      | 3:00- 3:50P   | BOELTER 5420  |                 | 28       |       |    | 0.0     |
|                |                      | Y       | 190-625-202   | DIS 1B   |     |     | W      | 4:00- 4:50P   | ROYCE 162     |                 | 28       |       |    | 0.0     |
|                |                      | Y       | 190-625-203   | DIS 1C   |     |     | W      | 5:00- 5:50P   | BOELTER 4413  |                 | 28       |       |    | 0.0     |
|                |                      | Y       | 190-625-204   | DIS 1D   |     |     | F      | 2:00- 2:50P   | BOELTER 5420  |                 | 28       |       |    | 0.0     |
|                |                      | Y       | 90-625-280L   | LEC 80   |     |     | UNSCHE |               |               |                 | 0        | 30    | LG | 4.0     |
|                |                      |         |               | RESTRICT: ON-LINE MASTERS PROGRAM  |     |     |        |               |               |                 |          |       |    |         |
| 132B           | DATA CMNCTN&TELECOMY | Y       | -----         | LEC 1  |     |     | MW     | 10:00- 11:50A | BOELTER 5249  |                 | 60       | 03    | LG | 4.0     |
|                |                      |         |               | RESTRICT: EE AND CYBER UNDERGRADS  |     |     |        |               |               |                 |          |       |    |         |
|                |                      | Y       | 190-631-201   | DIS 1A   |     |     | T      | 9:00- 9:50A   | BOELTER 5280  |                 | 20       |       |    | 0.0     |
|                |                      | Y       | 190-631-202   | DIS 1B   |     |     | R      | 1:00- 1:50P   | BOELTER 5273  |                 | 20       |       |    | 0.0     |
|                |                      | Y       | 190-631-203   | DIS 1C   |     |     | F      | 10:00- 10:50A | BOELTER 5280  |                 | 20       |       |    | 0.0     |
| CM150          | MICROMACHINING&MEMSY | Y       | -----         | LEC 1  |     |     | TR     | 12:00- 1:50P  | ROLFE 3105    |                 | 0        | 14    | LG | 4.0     |
|                |                      |         |               | SAME AS: BIOMED CM150,MECH&AE CM180  |     |     |        |               |               |                 |          |       |    |         |
| CM150L         | MICROMCHNG&MEMS LABY | Y       | -----         | LEC 1  |     |     | F      | 12:00- 1:50P  | ROLFE 3105    |                 | 0        | 07    | LG | 2.0     |
|                |                      |         |               | SAME AS: BIOMED CM150L,MECH&AE CM180L  |     |     |        |               |               |                 |          |       |    |         |
| 161            | ELECTROMAGNTC WAVESY | Y       | -----         | LEC 1  |     |     | TR     | 10:00- 11:50A | GEOLOGY 3656  | HUFFAKER, D.L.  | 81       | 13    | LG | 4.0     |
|                |                      |         |               | RESTRICT: EE JUNIORS AND SENIORS   |     |     |        |               |               |                 |          |       |    |         |
|                |                      | Y       | 190-776-201   | DIS 1A   |     |     | T      | 1:00- 1:50P   | FRANZ 2288    |                 | 27       |       |    | 0.0     |
|                |                      | Y       | 190-776-202   | DIS 1B   |     |     | W      | 12:00- 12:50P | DODD 162      |                 | 27       |       |    | 0.0     |
|                |                      | Y       | 190-776-203   | DIS 1C   |     |     | R      | 3:00- 3:50P   | BOELTER 4413  |                 | 27       |       |    | 0.0     |
| 163A           | INTRO MICROWV CRCTS  | Y       | -----         | LEC 1  |     |     | MW     | 10:00- 11:50A | BOELTER 5280  | ITOH, T.        | 25       | 03    | LG | 4.0     |
|                |                      |         |               | RESTRICT: JUNIOR OR SENIOR EL ENGR AND MAT SCI   |     |     |        |               |               |                 |          |       |    |         |
|                |                      | Y       | 90-785-201L   | DIS 1A   |     |     | T      | 10:00- 10:50A | BOELTER 4413  |                 | 25       |       |    | 0.0     |
| M171L          | DATA COMM SSTMS LAB  | Y       | 90-836-200L   | LAB 1  |     |     | T      | 10:00- 1:50P  | BOELTER 3704  | DZHANIDZE, R.P. | 0        | 13    | LG | 2.0-4.0 |
|                |                      |         |               | SAME AS: COM SCI M171L   |     |     |        |               |               |                 |          |       |    |         |
|                |                      |         |               | RESTRICT: COM SCI, EE, CYBERNETICS JR OR SR  |     |     |        |               |               |                 |          |       |    |         |
| 172            | INTRO-LASR&QUAN ELC  | Y       | -----         | LEC 1  |     |     | MW     | 4:00- 5:50P   | BOELTER 2760  | WILLIAMS, B.S.  | 40       | 09    | LG | 4.0     |
|                |                      |         |               | RESTRICT: EE JUNIORS AND SENIORS   |     |     |        |               |               |                 |          |       |    |         |
|                |                      | Y       | 190-840-201   | DIS 1A   |     |     | M      | 1:00- 1:50P   | BOELTER 4283  |                 | 30       |       |    | 0.0     |

| CATALOG NUMBER | COURSE TITLE          | ENF REQ | ID                                    | CLS NUMB | TYP | SEC | FEE | DAYS   | TIME          | BUILDING/ROOM | INSTRUCTOR         | ENRL CAP | XC | GD TP | UNITS |
|----------------|-----------------------|---------|---------------------------------------|----------|-----|-----|-----|--------|---------------|---------------|--------------------|----------|----|-------|-------|
| 172L           | LASER LABORATORY      | Y       | 190-840-202                           | DIS      | 1B  |     |     | W      | 1:00- 1:50P   | MS 5148       |                    | 30       |    |       | 0.0   |
|                |                       | Y       | 90-841-201L                           | LAB      | 1   |     |     | T      | 1:00- 4:50P   | ENGR IV 53133 |                    | 9        | 30 | LG    | 4.0   |
|                |                       |         | RESTRICT: EE JUNIORS AND SENIORS      |          |     |     |     |        |               |               |                    |          |    |       |       |
| 180D           | SYSTEMS DESIGN        | Y       | -----                                 | LEC      | 1   |     |     | MW     | 2:00- 3:50P   | BOELTER 5436  | KAISER, W.J.       | 25       | 07 | LG    | 4.0   |
|                |                       | Y       | 90-782-201L                           | LAB      | 1A  |     |     | R      | 2:00- 4:50P   | ENGR IV 44110 |                    | 25       |    |       | 0.0   |
|                |                       | Y       | -----                                 | LAB      | 1   |     |     | R      | 6:00- 7:50P   | BOELTER 5436  | THE STAFF          | 20       | 30 |       | 2.0   |
|                |                       |         | RESTRICT: EE JUNIORS AND SENIORS      |          |     |     |     |        |               |               |                    |          |    |       |       |
| M185           | PLASMA ELECTRONICS    | Y       | 90-803-201L                           | DIS      | 1A  |     |     | T      | 6:00- 7:50P   | BOELTER 5436  |                    | 20       |    |       | 0.0   |
|                |                       | Y       | -----                                 | LEC      | 1   |     |     | TR     | 11:00- 12:15P | PAB 1749      | MORI, W.B.         | 6        | 13 | LG    | 4.0   |
|                |                       |         | SAME AS: PHYSICS M122                 |          |     |     |     |        |               |               |                    |          |    |       |       |
|                |                       |         | RESTRICT: EE JUNIORS AND SENIORS      |          |     |     |     |        |               |               |                    |          |    |       |       |
| 201A           | VLSI DESGN AUTOMATN   | Y       | 90-916-201L                           | DIS      | 1A  |     |     | W      | 10:00- 10:50A | BOELTER 5514  |                    | 6        |    |       | 0.0   |
| M202A          | EMBEDDED SYSTEMS      | Y       | 94-009-200L                           | LEC      | 1   |     |     | TR     | 12:00- 1:50P  | BOELTER 5280  |                    | 15       | 14 | LG    | 4.0   |
|                |                       | Y       | 94-012-200L                           | LEC      | 1   |     |     | MW     | 4:00- 5:50P   | KNSY PV 1240B | SRIVASTAVA, M.B.   | 25       | 09 | LG    | 4.0   |
|                |                       |         | SAME AS: COM SCI M213A                |          |     |     |     |        |               |               |                    |          |    |       |       |
|                |                       |         | RESTRICT: GRADUATE STUDENTS           |          |     |     |     |        |               |               |                    |          |    |       |       |
| 205A           | MATRIX ANALYSIS       | Y       | 94-015-200L                           | LEC      | 1   |     |     | TR     | 4:00- 5:50P   | BOELTER 5440  | LAUB, A.J.         | 30       | 16 | LG    | 4.0   |
|                |                       |         | RESTRICT: GRADUATE STUDENTS           |          |     |     |     |        |               |               |                    |          |    |       |       |
| 209AS          | TPC-CRCTS&EMBED SYS   | Y       | 94-046-201L                           | LEC      | 1   |     |     | TR     | 12:00- 1:50P  | BOELTER 5419  | CHANG, M.F.        | 20       | 30 | SO    | 4.0   |
|                |                       |         | RESTRICT: GRADUATE STUDENTS           |          |     |     |     |        |               |               |                    |          |    |       |       |
| 211A           | DIGITL IMAGE PRCSNG   | Y       | 94-034-200L                           | LEC      | 1   |     |     | TR     | 2:00- 3:50P   | BOELTER 5436  | VILLASENOR, J.D.   | 40       | 15 | LG    | 4.0   |
|                |                       |         | RESTRICT: GRADUATE STUDENTS           |          |     |     |     |        |               |               |                    |          |    |       |       |
| 212A           | THRY&DSGN DGLT FILT   | Y       | 94-035-200L                           | LEC      | 1   |     |     | MW     | 4:00- 5:50P   | BOELTER 9436  | WILLSON, A.N.      | 30       | 09 | LG    | 4.0   |
|                |                       |         | RESTRICT: GRADUATE STUDENTS           |          |     |     |     |        |               |               |                    |          |    |       |       |
| 215A           | ANALOG INTGRD CRCT    | Y       | 94-058-200L                           | LEC      | 1   |     |     | TR     | 10:00- 11:50A | BOELTER 5273  | ABIDI, A.A.        | 50       | 13 | LG    | 4.0   |
|                |                       |         | RESTRICT: GRADUATE STUDENTS           |          |     |     |     |        |               |               |                    |          |    |       |       |
| M216A          | DSGN-VLSI CIRCT&SYS   | Y       | 94-091-200L                           | LEC      | 1   |     |     | MW     | 2:00- 3:50P   | BOELTER 2760  | MARKOVIC, D.       | 45       | 07 | LG    | 4.0   |
|                |                       |         | SAME AS: COM SCI M258A                |          |     |     |     |        |               |               |                    |          |    |       |       |
|                |                       |         | RESTRICT: GRADUATE STUDENTS           |          |     |     |     |        |               |               |                    |          |    |       |       |
|                |                       | Y       | 94-091-280L                           | LEC      | 80  |     |     | UNSCHE |               |               | MARKOVIC, D.       | 0        | 30 | LG    | 4.0   |
|                |                       |         | RESTRICT: ON-LINE MASTERS PROGRAM     |          |     |     |     |        |               |               |                    |          |    |       |       |
| 221A           | PHYCS-SEMICONDUCT 1   | Y       | 94-119-200L                           | LEC      | 1   |     |     | MW     | 2:00- 3:50P   | BOELTER 5419  | WOO, J.C.          | 20       | 07 | LG    | 4.0   |
|                |                       |         | RESTRICT: GRADUATE STUDENTS           |          |     |     |     |        |               |               |                    |          |    |       |       |
| 222            | INTGRD CRCT FBRCTN    | Y       | 94-122-200L                           | LEC      | 1   |     |     | MW     | 2:00- 3:50P   | BOELTER 4283  | CHUI, C.O.         | 20       | 07 | LG    | 4.0   |
|                |                       |         | RESTRICT: GRADUATE STUDENTS           |          |     |     |     |        |               |               |                    |          |    |       |       |
| 223            | SOLID ST ELECTRNC I   | Y       | 94-128-200L                           | LEC      | 1   |     |     | TR     | 4:00- 5:50P   | BOELTER 5280  |                    | 20       | 16 | LG    | 4.0   |
| 230A           | COMMNCTN&RADAR ENGRY  | Y       | 94-172-200L                           | LEC      | 1   |     |     | MW     | 4:00- 5:50P   | BOELTER 5264  | YAO, K.            | 45       | 09 | LG    | 4.0   |
|                |                       |         | RESTRICT: GRADUATE STUDENTS           |          |     |     |     |        |               |               |                    |          |    |       |       |
|                |                       | Y       | 94-172-280L                           | LEC      | 80  |     |     | UNSCHE |               |               |                    | 0        | 30 | LG    | 4.0   |
|                |                       |         | RESTRICT: ON-LINE MASTERS PROGRAM     |          |     |     |     |        |               |               |                    |          |    |       |       |
| 232A           | STOCHST-TELECOM SYS   | Y       | 94-184-200L                           | LEC      | 1   |     |     | MW     | 10:00- 11:50A | BOELTER 5436  | RUBIN, I.          | 45       | 03 | LG    | 4.0   |
|                |                       |         | RESTRICT: GRADUATE STUDENTS           |          |     |     |     |        |               |               |                    |          |    |       |       |
| 236A           | LINEAR PROGRAMMING    | Y       | 94-209-200L                           | LEC      | 1   |     |     | TR     | 4:00- 5:50P   | BOELTER 2444  | ROYCHOWDHURY, V.P. | 45       | 16 | LG    | 4.0   |
|                |                       |         | RESTRICT: GRADUATE STUDENTS           |          |     |     |     |        |               |               |                    |          |    |       |       |
| 238            | MULTIMEDIA COM&PRCS Y | Y       | 94-227-200L                           | LEC      | 1   |     |     | TR     | 10:00- 11:50A | BOELTER 5264  | VAN DER SCHAAR, M. | 25       | 13 | LG    | 4.0   |
|                |                       |         | RESTRICT: GRADUATE STUDENTS           |          |     |     |     |        |               |               |                    |          |    |       |       |
|                |                       | Y       | 94-227-280L                           | LEC      | 80  |     |     | UNSCHE |               |               |                    | 0        | 30 | LG    | 4.0   |
|                |                       |         | RESTRICT: ON-LINE MASTERS PROGRAM     |          |     |     |     |        |               |               |                    |          |    |       |       |
| 239AS          | SIGNALS AND SYSTEMS   | Y       | 94-229-201L                           | LEC      | 1   |     |     | TR     | 2:00- 3:50P   | BOELTER 4283  |                    | 6        | 15 | SO    | 4.0   |
| M240A          | LINEAR DNMC SYSTEMS   | Y       | 94-236-200L                           | LEC      | 1   |     |     | MW     | 12:00- 1:50P  | BOELTER 5280  | M'CLOSKEY, R.T.    | 10       | 05 | LG    | 4.0   |
|                |                       |         | SAME AS: CH ENGR M280A,MECH&AE M270A  |          |     |     |     |        |               |               |                    |          |    |       |       |
|                |                       |         | RESTRICT: GRADUATE STUDENTS           |          |     |     |     |        |               |               |                    |          |    |       |       |
| 241A           | STOCHASTC PROCESSES   | Y       | 94-242-200L                           | LEC      | 1   |     |     | MW     | 2:00- 3:50P   | BOELTER 5280  | BALAKRISHNAN, A.V. | 25       | 07 | LG    | 4.0   |
|                |                       |         | RESTRICT: GRADUATE STUDENTS           |          |     |     |     |        |               |               |                    |          |    |       |       |
| CM250A         | MICROMACHINING&MEMS   | Y       | -----                                 | LEC      | 1   |     |     | TR     | 12:00- 1:50P  | ROLFE 3105    |                    | 0        | 14 | LG    | 4.0   |
|                |                       |         | SAME AS: BIOMED CM250A,MECH&AE CM280A |          |     |     |     |        |               |               |                    |          |    |       |       |
| CM250L         | MICROMCHNG&MEMS LAB Y | Y       | -----                                 | LEC      | 1   |     |     | F      | 12:00- 1:50P  | ROLFE 3105    |                    | 0        | 07 | LG    | 2.0   |
|                |                       |         | SAME AS: BIOMED CM250L,MECH&AE CM280L |          |     |     |     |        |               |               |                    |          |    |       |       |
| M256A          | RSRCH LIT-NEUROENGR Y | Y       | 94-335-200L                           | DIS      | 1   |     |     | R      | 10:00- 11:50A | BOELTER 7514  | JUDY, J.W.         | 0        | 30 | SU    | 2.0   |
|                |                       |         | SAME AS: BIOMED M261A,NEURO M212A     |          |     |     |     |        |               |               |                    |          |    |       |       |
|                |                       |         | RESTRICT: GRADUATE STUDENTS           |          |     |     |     |        |               |               |                    |          |    |       |       |
| 274            | FIBR OPTIC SYS DSGN   | Y       | 94-402-200L                           | LEC      | 1   |     |     | TR     | 10:00- 11:50A | BOELTER 5280  | JALALI, B.         | 20       | 30 | LG    | 4.0   |
|                |                       |         | RESTRICT: GRADUATE STUDENTS           |          |     |     |     |        |               |               |                    |          |    |       |       |
| 295            | TECHNICAL WRITING     | Y       | 94-570-200L                           | LEC      | 1   |     |     | T      | 10:00- 11:50A | ROLFE 3119    | WATSON, D.C.       | 15       | 30 | SU    | 2.0   |
|                |                       |         | RESTRICT: GRADUATE STUDENTS           |          |     |     |     |        |               |               |                    |          |    |       |       |
| 297            | TOPICS IN ELEC ENGR   | Y       | 94-582-201L                           | SEM      | 1   |     |     | T      | 2:00- 2:50P   | ENGR IV 54134 | SAYED, A.H.        | 50       | 30 | SU    | 1.0   |
|                |                       |         | RESTRICT: GRADUATE STUDENTS           |          |     |     |     |        |               |               |                    |          |    |       |       |

Electrical Engineering 297, seminar 1:

ENGINEERING AND APPLIED SCIENCE

Engineering

Per-unit instructions, Enhancement Fees, assessed on HSSEAs, undergraduate on-tutorial classes and HSSEAs graduate on-tutorial classes taught concurrently with undergraduate classes. See the Miscellaneous Fee Chart at <http://www.registrar.ucla.edu/fees/feamounts>. Students who enroll in HSSEAs courses without completing the requisite are subject to disenrollment at the second class meeting. If necessary, consult HSSEAs counselor in 6426 Boelter Hall.

|      |                     |   |  |     |    |  |  |    |               |              |                   |     |    |    |     |
|------|---------------------|---|--|-----|----|--|--|----|---------------|--------------|-------------------|-----|----|----|-----|
| M10A | COMPLEX SYSTEMS SCI | Y | 86-030-200L  | LEC | 1  |  |  | TR | 10:00- 11:50A | POWELL 320   | BRAGIN, J.S.      | 22  | 30 | LG | 5.0 |
|      |                     |   | SAME AS: HUM CS M10A   |     |    |  |  |    |               |              |                   |     |    |    |     |
|      |                     |   | RESTRICT: ALL UG ENGINEERING MAJORS  |     |    |  |  |    |               |              |                   |     |    |    |     |
| 87   | ENGINEERING DSCPLNS | Y | -----  | LEC | 1  |  |  | TR | 2:00- 3:50P   | BOELTER 5440 | HORMOZI, S.J.     | 0   | 15 | LG | 4.0 |
|      |                     |   | RESTRICT: INSTRUCTOR CONSENT   |     |    |  |  |    |               |              |                   |     |    |    |     |
|      |                     | Y | 186-261-201  | DIS | 1A |  |  | TR | 10:00- 11:50A | BOELTER 5514 |                   | 0   |    |    | 0.0 |
|      |                     | Y | 186-261-202  | DIS | 1B |  |  | TR | 10:00- 11:50A | BOELTER 4283 |                   | 0   |    |    | 0.0 |
|      |                     | Y | 186-261-203  | DIS | 1C |  |  | TR | 12:00- 1:50P  | BOELTER 5514 |                   | 0   |    |    | 0.0 |
|      |                     | Y | 186-261-204  | DIS | 1D |  |  | TR | 12:00- 1:50P  | BOELTER 4283 |                   | 0   |    |    | 0.0 |
| 98   | CAREERS-ENGINEERING | Y | 86-294-200L  | SEM | 1  |  |  | W  | 4:00- 5:50P   | WGYOUNG CS76 | SILVERSTEIN, R.L. | 200 | 30 | PN | 2.0 |
|      |                     |   | For Engineering M101, students must enroll via Materials Science and Engineering M105. |     |    |  |  |    |               |              |                   |     |    |    |     |
| M101 | NANOSCI&NANOTECH    | Y | -----  | LEC | 1  |  |  | MW | 2:00- 3:50P   | BOELTER 5440 | KODAMBAKA, S.     | 0   | 30 | LG | 4.0 |
|      |                     |   | SAME AS: MAT SCI M105  |     |    |  |  |    |               |              |                   |     |    |    |     |
|      |                     |   | RESTRICT: ALL UG ENGINEERING MAJORS  |     |    |  |  |    |               |              |                   |     |    |    |     |
|      |                     | Y | 186-303-201  | DIS | 1A |  |  | F  | 9:00- 9:50A   | BOELTER 4283 |                   | 0   |    |    | 0.0 |
|      |                     | Y | 186-303-202  | DIS | 1B |  |  | F  | 12:00- 12:50P | BOELTER 4283 |                   | 0   |    |    | 0.0 |



| CATALOG NUMBER  | COURSE TITLE        | ENF REQ   | CLC ID      | NUMB | TYP | SEC | FEE          | DAYS         | TIME          | BUILDING/ROOM | INSTRUCTOR       | ENRL CAP | GD XC | TP  | UNITS |     |  |
|---|---------------------|---|-------------|------|-----|-----|--------------|--------------|---------------|---------------|------------------|----------|-------|-----|-------|-----|--|
| 10C   | ENGL LIT 1832-PRES  | Y   | -----       | LEC  | 1   |     |              | MWF          | 12:00- 12:50P | HUMANTS A65   | BRISTOW, J.E.    | 120      | 05    | SO  | 5.0   |     |  |
|   |                     | Y   | 196-141-201 | DIS  | 1A  |     |              | F            | 1:00- 1:50P   | HUMANTS A40   |                  |          | 20    |     |       | 0.0 |  |
|   |                     | Y   | 196-141-202 | DIS  | 1B  |     |              | F            | 1:00- 1:50P   | DODD 154      |                  |          | 20    |     |       | 0.0 |  |
|   |                     | Y   | 196-141-203 | DIS  | 1C  |     |              | F            | 1:00- 1:50P   | DODD 162      |                  |          | 20    |     |       | 0.0 |  |
|   |                     | Y   | 196-141-204 | DIS  | 1D  |     |              | F            | 2:00- 2:50P   | HAINES 122    |                  |          | 20    |     |       | 0.0 |  |
|   |                     | Y   | 196-141-205 | DIS  | 1E  |     |              | F            | 2:00- 2:50P   | HAINES 110    |                  |          | 20    |     |       | 0.0 |  |
|   |                     | Y   | 196-141-206 | DIS  | 1F  |     |              | F            | 2:00- 2:50P   | HUMANTS A68   |                  |          | 20    |     |       | 0.0 |  |
| 19  | FIAT LUX FRSHMN SEM | Y   | 96-056-201L | SEM  | 1   |     |              | W            | 4:00- 4:50P   | HUMANTS A46   | NAGY, J.F.       | 20       | 30    | PN  | 1.0   |     |  |
|   |                     | RESTRICT: FIRST-YEAR FRESHMEN                       |             |      |     |     |              |              |               |               |                  |          |       |     |       |     |  |
|   |                     | English 19, seminar 1: Cartoons, Folklore, and Myth |             |      |     |     |              |              |               |               |                  |          |       |     |       |     |  |
|   |                     | Y   | 96-056-202L | SEM  | 2   |     |              | W            | 3:00- 3:50P   | HUMANTS A32   | BATTEN, C.L.     |          | 20    | 30  | PN    | 1.0 |  |
|   |                     | RESTRICT: FIRST-YEAR FRESHMEN                       |             |      |     |     |              |              |               |               |                  |          |       |     |       |     |  |
|   |                     | English 19, seminar 2: Birth of Comic Strip         |             |      |     |     |              |              |               |               |                  |          |       |     |       |     |  |
|   |                     | Y   | 96-056-203L | SEM  | 3   |     |              | R            | 2:00- 3:50P   | HUMANTS A46   | KESSLER, J.      |          | 20    | 30  | PN    | 1.0 |  |
| RESTRICT: FIRST-YEAR FRESHMEN   |                     |   |             |      |     |     |              |              |               |               |                  |          |       |     |       |     |  |
| English 19, seminar 3: What a Poem Says   |                     |   |             |      |     |     |              |              |               |               |                  |          |       |     |       |     |  |
| Y   | 96-056-204L         | SEM   | 4           |      |     | T   | 4:00- 5:30P  | HUMANTS A68  | ROWE, K.E.    |               | 20               | 30       | PN    | 1.0 |       |     |  |
| RESTRICT: FIRST-YEAR FRESHMEN   |                     |   |             |      |     |     |              |              |               |               |                  |          |       |     |       |     |  |
| English 19, seminar 4: Origins of Identity: History and Memory in Women's Poetry  |                     |   |             |      |     |     |              |              |               |               |                  |          |       |     |       |     |  |
| 85  | AMERICAN NOVEL      | Y   | -----       | LEC  | 1   |     |              | TR           | 12:30- 1:45P  | HUMANTS A51   | MOTT, C.M.       | 240      | 14    | SO  | 5.0   |     |  |
|   |                     | RESTRICT: NON-ENGLISH MAJORS                        |             |      |     |     |              |              |               |               |                  |          |       |     |       |     |  |
|   |                     | Y   | 196-227-201 | DIS  | 1A  |     |              | F            | 11:00- 11:50A | HUMANTS A48   |                  |          | 20    |     |       | 0.0 |  |
|   |                     | Y   | 196-227-202 | DIS  | 1B  |     |              | F            | 11:00- 11:50A | HUMANTS A46   |                  |          | 20    |     |       | 0.0 |  |
|   |                     | Y   | 196-227-203 | DIS  | 1C  |     |              | F            | 12:00- 12:50P | HUMANTS A46   |                  |          | 20    |     |       | 0.0 |  |
|   |                     | Y   | 196-227-204 | DIS  | 1D  |     |              | F            | 12:00- 12:50P | HUMANTS A48   |                  |          | 20    |     |       | 0.0 |  |
|   |                     | Y   | 196-227-205 | DIS  | 1E  |     |              | F            | 12:00- 12:50P | HUMANTS A66   |                  |          | 20    |     |       | 0.0 |  |
|   |                     | Y   | 196-227-206 | DIS  | 1F  |     |              | F            | 12:00- 12:50P | HUMANTS A68   |                  |          | 20    |     |       | 0.0 |  |
|   |                     | Y   | 196-227-207 | DIS  | 1G  |     |              | F            | 1:00- 1:50P   | HAINES A6     |                  |          | 20    |     |       | 0.0 |  |
|   |                     | Y   | 196-227-208 | DIS  | 1H  |     |              | F            | 1:00- 1:50P   | PUB AFF 1278  |                  |          | 20    |     |       | 0.0 |  |
|   |                     | Y   | 196-227-209 | DIS  | 1I  |     |              | F            | 1:00- 1:50P   | HAINES A76    |                  |          | 20    |     |       | 0.0 |  |
|   |                     | Y   | 196-227-210 | DIS  | 1J  |     |              | F            | 1:00- 1:50P   | HUMANTS A46   |                  |          | 20    |     |       | 0.0 |  |
|   |                     | Y   | 196-227-211 | DIS  | 1K  |     |              | F            | 2:00- 2:50P   | HAINES A6     |                  |          | 20    |     |       | 0.0 |  |
|   |                     | Y   | 196-227-212 | DIS  | 1L  |     |              | F            | 2:00- 2:50P   | PUB AFF 1278  |                  |          | 20    |     |       | 0.0 |  |
| 90  | SHAKESPEARE         | Y   | -----       | LEC  | 1   |     |              | MW           | 12:30- 1:45P  | ROYCE 190     | DICKEY, S.J.     | 120      | 05    | SO  | 5.0   |     |  |
|   |                     | Y   | 196-234-201 | DIS  | 1A  |     |              | F            | 12:00- 12:50P | HUMANTS A56   |                  |          | 20    |     |       | 0.0 |  |
|   |                     | Y   | 196-234-202 | DIS  | 1B  |     |              | F            | 12:00- 12:50P | HUMANTS A60   |                  |          | 20    |     |       | 0.0 |  |
|   |                     | Y   | 196-234-203 | DIS  | 1C  |     |              | F            | 12:00- 12:50P | HUMANTS A40   |                  |          | 20    |     |       | 0.0 |  |
|   |                     | Y   | 196-234-204 | DIS  | 1D  |     |              | F            | 1:00- 1:50P   | HUMANTS A48   |                  |          | 20    |     |       | 0.0 |  |
|   |                     | Y   | 196-234-205 | DIS  | 1E  |     |              | F            | 1:00- 1:50P   | HUMANTS A66   |                  |          | 20    |     |       | 0.0 |  |
|   |                     | Y   | 196-234-206 | DIS  | 1F  |     |              | F            | 1:00- 1:50P   | HUMANTS A68   |                  |          | 20    |     |       | 0.0 |  |
| M101A   | GAY LIT-PRE STONEWL | Y   | 96-315-200L | LEC  | 1   |     |              | TR           | 12:00- 1:50P  | FRANZ 2258A   | LITTLE, A.L.     | 40       | 14    | SO  | 5.0   |     |  |
| SAME AS: LGBTs M101A, WOM STD M101A   |                     |   |             |      |     |     |              |              |               |               |                  |          |       |     |       |     |  |
| M104C   | AFR-AM LIT-1960S ON | Y   | 96-339-200L | LEC  | 1   |     |              | TR           | 1:00- 2:50P   | PUB AFF 2250  | GOYAL, Y.        | 40       | 15    | SO  | 5.0   |     |  |
| SAME AS: AFRO-AM M104C  |                     |   |             |      |     |     |              |              |               |               |                  |          |       |     |       |     |  |
| M107A   | AMRCN WOMEN WRITERS | Y   | 96-361-200L | LEC  | 1   |     |              | TR           | 10:00- 11:50A | HAINES A25    | ROWE, K.E.       | 40       | 13    | SO  | 5.0   |     |  |
| SAME AS: WOM STD M107A  |                     |   |             |      |     |     |              |              |               |               |                  |          |       |     |       |     |  |
| 108A  | ENGL BIBLE AS LIT   | Y   | 96-368-200L | LEC  | 1   |     |              | MW           | 12:00- 1:50P  | DODD 170      | BATTEN, C.L.     | 60       | 05    | SO  | 4.0   |     |  |
| 109   | INTRDSPLN APRCH-LIT | Y   | 96-371-200L | LEC  | 1   |     |              | TR           | 11:00- 12:50P | PUB AFF 2270  | STEFANS, B.K.    | 60       | 30    | SO  | 4.0   |     |  |
| English 109, seminar 1: Introduction to Electronic Literature   |                     |   |             |      |     |     |              |              |               |               |                  |          |       |     |       |     |  |
| 110   | STDY-INDIVL AUTHORS | Y   | 96-383-200L | LEC  | 1   |     |              | TR           | 4:00- 5:50P   | PUB AFF 2270  | DIMURO, J.A.     | 60       | 16    | SO  | 4.0   |     |  |
| English 110, lecture 1: Henry James   |                     |   |             |      |     |     |              |              |               |               |                  |          |       |     |       |     |  |
| 116   | SCIENCE FICTION     | Y   | 96-431-200L | LEC  | 1   |     |              | TR           | 2:00- 3:50P   | ROLFE 3126    | CHISM, C.N.      | 50       | 15    | SO  | 4.0   |     |  |
| 118   | FILM & LITERATURE   | Y   | 96-435-200L | LEC  | 1   |     |              | TR           | 2:00- 4:50P   | HAINES A25    | STEFANS, B.K.    | 60       | 30    | SO  | 4.0   |     |  |
| English 118, seminar 1: Screenplay Adaptation   |                     |   |             |      |     |     |              |              |               |               |                  |          |       |     |       |     |  |
| 121   | HIST OF ENGL LANG   | Y   | 96-450-200L | LEC  | 1   |     |              | MW           | 10:00- 11:50A | PUB AFF 1337  | STOCKWELL, D.M.  | 40       | 03    | SO  | 4.0   |     |  |
| For English 133, enrollment is by instructor consent only on the basis of writing submissions. Information is available in 149 Humanities Building. |                     |   |             |      |     |     |              |              |               |               |                  |          |       |     |       |     |  |
| 133   | CREATV WRIT-POETRY  | Y   | 96-483-200L | LEC  | 1   |     |              | M            | 1:00- 3:50P   | HUMANTS 222B  | MULLEN, H.R.     | 15       | 30    | SO  | 5.0   |     |  |
|   |                     | RESTRICT: INSTRUCTOR CONSENT                        |             |      |     |     |              |              |               |               |                  |          |       |     |       |     |  |
|   |                     | Y   | 96-483-201L | LEC  | 2   |     |              | T            | 12:00- 2:50P  | HUMANTS 222B  | YENSER, S.I.     |          | 15    | 30  | SO    | 5.0 |  |
| RESTRICT: INSTRUCTOR CONSENT  |                     |   |             |      |     |     |              |              |               |               |                  |          |       |     |       |     |  |
| For English 134, enrollment is by instructor consent only on the basis of writing submissions. Information is available in 149 Humanities Building. |                     |   |             |      |     |     |              |              |               |               |                  |          |       |     |       |     |  |
| 134   | CREAT WRIT-SHT STRY | Y   | 96-491-200L | LEC  | 1   |     |              | R            | 2:00- 4:50P   | HUMANTS 222B  | LOUIE, D.W.      | 15       | 30    | SO  | 5.0   |     |  |
|   |                     | RESTRICT: INSTRUCTOR CONSENT                        |             |      |     |     |              |              |               |               |                  |          |       |     |       |     |  |
|   |                     | Y   | 96-491-201L | LEC  | 2   |     |              | W            | 12:00- 2:50P  | HUMANTS 222B  | KEVORKIAN, K.K.  |          | 15    | 30  | SO    | 5.0 |  |
|   |                     | RESTRICT: INSTRUCTOR CONSENT                        |             |      |     |     |              |              |               |               |                  |          |       |     |       |     |  |
| Y   | 96-491-202L         | LEC   | 3           |      |     | M   | 11:00- 1:50P | HUMANTS A60  | HUNEVEN, M.R. |               | 15               | 30       | SO    | 5.0 |       |     |  |
| RESTRICT: INSTRUCTOR CONSENT  |                     |   |             |      |     |     |              |              |               |               |                  |          |       |     |       |     |  |
| 140A  | CRITICISM-HIST&THRY | Y   | 96-508-200L | LEC  | 1   |     |              | MW           | 2:00- 3:50P   | PUB AFF 1234  | HUEHLS, M.A.     | 45       | 07    | SO  | 5.0   |     |  |
| RESTRICT: ENGL OR AM LIT&CULT MAJOR OR MINOR  |                     |   |             |      |     |     |              |              |               |               |                  |          |       |     |       |     |  |
| 141A  | CHAUCER-CBURY TALES | Y   | 96-514-200L | LEC  | 1   |     |              | TR           | 2:00- 3:50P   | HAINES A44    | CUNNINGHAM, K.J. | 40       | 30    | SO  | 5.0   |     |  |
|   |                     | RESTRICT: ENGLISH MAJORS OR MINORS                  |             |      |     |     |              |              |               |               |                  |          |       |     |       |     |  |
|   |                     | Y   | 96-514-201L | LEC  | 2   |     |              | TR           | 10:00- 11:50A | ROLFE 3126    | CHISM, C.N.      |          | 40    | 13  | SO    | 5.0 |  |
|   |                     | RESTRICT: ENGLISH MAJORS OR MINORS                  |             |      |     |     |              |              |               |               |                  |          |       |     |       |     |  |
| Y   | 96-514-202L         | LEC   | 3           |      |     | MW  | 2:00- 3:50P  | ROLFE 3126   | JAGER, E.     |               | 40               | 07       | SO    | 5.0 |       |     |  |
| RESTRICT: ENGLISH MAJORS OR MINORS  |                     |   |             |      |     |     |              |              |               |               |                  |          |       |     |       |     |  |
| 142A  | SHAKES-POEM&ER PLAY | Y   | -----       | LEC  | 1   |     |              | MW           | 10:00- 11:50A | ROYCE 190     | KIPLING, G.L.    | 120      | 03    | SO  | 5.0   |     |  |
|   |                     | RESTRICT: ENGL OR AM LIT&CULT MAJOR OR MINOR        |             |      |     |     |              |              |               |               |                  |          |       |     |       |     |  |
|   |                     | Y   | 196-519-201 | DIS  | 1A  |     |              | W            | 1:00- 1:50P   | PUB AFF 1256  |                  |          | 20    |     |       | 0.0 |  |
|   |                     | Y   | 196-519-202 | DIS  | 1B  |     |              | W            | 1:00- 1:50P   | HAINES 110    |                  |          | 20    |     |       | 0.0 |  |
|   |                     | Y   | 196-519-203 | DIS  | 1C  |     |              | W            | 1:00- 1:50P   | HAINES A6     |                  |          | 20    |     |       | 0.0 |  |
|   |                     | Y   | 196-519-204 | DIS  | 1D  |     |              | W            | 2:00- 2:50P   | WGYOUNG 1044  |                  |          | 20    |     |       | 0.0 |  |
|   |                     | Y   | 196-519-205 | DIS  | 1E  |     |              | W            | 2:00- 2:50P   | MS 7608       |                  |          | 20    |     |       | 0.0 |  |
| Y   | 196-519-206         | DIS   | 1F          |      |     | W   | 2:00- 2:50P  | PUB AFF 2319 |               |               | 20               |          |       | 0.0 |       |     |  |
| 142B  | SHAKESP-LATER PLAYS | Y   | -----       | LEC  | 1   |     |              | TR           | 2:00- 3:50P   | ROYCE 190     | WATSON, R.N.     | 120      | 15    | SO  | 5.0   |     |  |
|   |                     | RESTRICT: ENGL OR AM LIT&CULT MAJOR OR MINOR        |             |      |     |     |              |              |               |               |                  |          |       |     |       |     |  |
|   |                     | Y   | 196-521-201 | DIS  | 1A  |     |              | R            | 4:00- 4:50P   | HAINES A28    |                  |          | 20    |     |       | 0.0 |  |
|   |                     | Y   | 196-521-202 | DIS  | 1B  |     |              | R            | 4:00- 4:50P   | HAINES A76    |                  |          | 20    |     |       | 0.0 |  |
|   |                     | Y   | 196-521-203 | DIS  | 1C  |     |              | R            | 4:00- 4:50P   | ROYCE 166     |                  |          | 20    |     |       | 0.0 |  |
|   |                     | Y   | 196-521-204 | DIS  | 1D  |     |              | R            | 5:00- 5:50P   | HAINES A28    |                  |          | 20    |     |       | 0.0 |  |
|   |                     | Y   | 196-521-205 | DIS  | 1E  |     |              | R            | 5:00- 5:50P   | HAINES A76    |                  |          | 20    |     |       | 0.0 |  |
| Y   | 196-521-206         | DIS   | 1F          |      |     | R   | 5:00- 5:50P  | ROYCE 166    |               |               | 20               |          |       | 0.0 |       |     |  |

| CATALOG NUMBER | COURSE TITLE   | ENF REQ     | CLS ID      | NUMB | TYP | SEC | FEE | DAYS | TIME          | BUILDING/ROOM | INSTRUCTOR        | ENRL CAP | GD XC | TP | UNITS |
|----------------|--|-------------|-------------|------|-----|-----|-----|------|---------------|---------------|-------------------|----------|-------|----|-------|
| 142C           | SHAKESPEARE-TOPICS   | Y           | 96-523-200L | LEC  | 1   |     |     | TR   | 10:00- 11:50A | PUB AFF 2242  | CUNNINGHAM, K.J.  | 45       | 30    | SO | 5.0   |
|                | English 142C, lecture 1: Shakespeare and Legal Scene                                     |             |             |      |     |     |     |      |               |               |                   |          |       |    |       |
| 143            | MILTON   | Y           | 96-523-201  | DIS  | 1A  |     |     | MW   | 10:00- 11:50A | HAINES A2     | SHUGER, D.K.      | 120      | 03    | SO | 5.0   |
|                | RESTRICT: ENGL OR AM LIT&CULT MAJOR OR MINOR   |             |             |      |     |     |     |      |               |               |                   |          |       |    |       |
|                | Y 196-525-201  | DIS         | 1A          |      |     |     |     | W    | 1:00- 1:50P   | HAINES A20    |                   | 20       |       |    | 0.0   |
|                | Y 196-525-202  | DIS         | 1B          |      |     |     |     | W    | 1:00- 1:50P   | HUMANTS A48   |                   | 20       |       |    | 0.0   |
|                | Y 196-525-203  | DIS         | 1C          |      |     |     |     | W    | 1:00- 1:50P   | PUB AFF 1278  |                   | 20       |       |    | 0.0   |
|                | Y 196-525-204  | DIS         | 1D          |      |     |     |     | W    | 2:00- 2:50P   | MS 5203       |                   | 20       |       |    | 0.0   |
|                | Y 196-525-205  | DIS         | 1E          |      |     |     |     | W    | 2:00- 2:50P   | ROYCE 162     |                   | 20       |       |    | 0.0   |
|                | Y 196-525-206  | DIS         | 1F          |      |     |     |     | W    | 2:00- 2:50P   | DODD 170      |                   | 20       |       |    | 0.0   |
| 150A           | EARLY MEDIEVAL LIT   | Y           | 96-547-200L | LEC  | 1   |     |     | TR   | 4:00- 5:50P   | ROLFE 3126    | JAGER, E.         | 45       | 30    | SO | 5.0   |
|                | RESTRICT: ENGL OR AM LIT&CULT MAJOR OR MINOR   |             |             |      |     |     |     |      |               |               |                   |          |       |    |       |
| 152A           | DRAMA-BEGINNING-1576   | Y           | 96-554-200L | LEC  | 1   |     |     | MW   | 2:00- 3:50P   | ROYCE 164     | KIPLING, G.L.     | 45       | 07    | SO | 5.0   |
|                | RESTRICT: ENGL OR AM LIT&CULT MAJOR OR MINOR   |             |             |      |     |     |     |      |               |               |                   |          |       |    |       |
| 152B           | DRAMA 1567-1642  | Y           | 96-556-200L | LEC  | 1   |     |     | MW   | 12:00- 1:50P  | ROLFE 3126    | BRAUNMULLER, A.R. | 45       | 05    | SO | 5.0   |
|                | RESTRICT: ENGL OR AM LIT&CULT MAJOR OR MINOR   |             |             |      |     |     |     |      |               |               |                   |          |       |    |       |
| 155            | LIT LATER 18TH CEN   | Y           | 96-565-200L | LEC  | 1   |     |     | TR   | 10:00- 11:50A | ROYCE 156     | NUSSBAUM, F.A.    | 45       | 13    | SO | 5.0   |
|                | RESTRICT: ENGL OR AM LIT&CULT MAJOR OR MINOR   |             |             |      |     |     |     |      |               |               |                   |          |       |    |       |
| 160            | EARLIER ROMANTC LIT  | Y           | 96-580-200L | LEC  | 1   |     |     | TR   | 12:00- 1:50P  | ROYCE 362     | MAKDISI, S.       | 80       | 14    | SO | 5.0   |
|                | RESTRICT: ENGL OR AM LIT&CULT MAJOR OR MINOR   |             |             |      |     |     |     |      |               |               |                   |          |       |    |       |
|                | Y 196-580-201  | DIS         | 1A          |      |     |     |     | R    | 3:00- 3:50P   | MS 5233       |                   | 20       |       |    | 0.0   |
|                | Y 196-580-202  | DIS         | 1B          |      |     |     |     | R    | 3:00- 3:50P   | HUMANTS A56   |                   | 20       |       |    | 0.0   |
|                | Y 196-580-203  | DIS         | 1C          |      |     |     |     | R    | 4:00- 4:50P   | HUMANTS A56   |                   | 20       |       |    | 0.0   |
|                | Y 196-580-204  | DIS         | 1D          |      |     |     |     | R    | 4:00- 4:50P   | HUMANTS A68   |                   | 20       |       |    | 0.0   |
| 161            | LATER ROMANTIC LIT   | Y           | 96-582-200L | LEC  | 1   |     |     | TR   | 2:00- 3:50P   | DODD 175      | MELLOR, A.K.      | 80       | 15    | SO | 5.0   |
|                | RESTRICT: ENGL OR AM LIT&CULT MAJOR OR MINOR   |             |             |      |     |     |     |      |               |               |                   |          |       |    |       |
|                | Y 196-582-201  | DIS         | 1A          |      |     |     |     | R    | 4:00- 4:50P   | ROYCE 160     |                   | 20       |       |    | 0.0   |
|                | Y 196-582-202  | DIS         | 1B          |      |     |     |     | R    | 4:00- 4:50P   | HUMANTS A46   |                   | 20       |       |    | 0.0   |
|                | Y 196-582-203  | DIS         | 1C          |      |     |     |     | R    | 5:00- 5:50P   | HUMANTS A56   |                   | 20       |       |    | 0.0   |
|                | Y 196-582-204  | DIS         | 1D          |      |     |     |     | R    | 5:00- 5:50P   | HUMANTS A48   |                   | 20       |       |    | 0.0   |
| 168            | DRAMA-1945-NOW   | Y           | 96-641-200L | LEC  | 1   |     |     | MW   | 4:00- 5:50P   | ROLFE 3126    | GOODWIN, J.E.     | 45       | 09    | SO | 5.0   |
|                | RESTRICT: ENGL OR AM LIT&CULT MAJOR OR MINOR   |             |             |      |     |     |     |      |               |               |                   |          |       |    |       |
| 170B           | AMER LIT 1775-1832   | Y           | 96-641-200L | LEC  | 1   |     |     | MW   | 2:00- 3:50P   | HAINES A44    | LOOBY, C.J.       | 45       | 07    | SO | 5.0   |
|                | RESTRICT: ENGL OR AM LIT&CULT MAJOR OR MINOR   |             |             |      |     |     |     |      |               |               |                   |          |       |    |       |
| 171A           | AMER LIT 1832-1865   | Y           | 96-646-200L | LEC  | 1   |     |     | TR   | 10:00- 11:50A | ROYCE 154     | COLACURCIO, M.J.  | 45       | 13    | SO | 5.0   |
|                | RESTRICT: ENGL OR AM LIT&CULT MAJOR OR MINOR   |             |             |      |     |     |     |      |               |               |                   |          |       |    |       |
| 171B           | AMER LIT 1866-1912   | Y           | 96-652-200L | LEC  | 1   |     |     | MW   | 12:00- 1:50P  | PUB AFF 1337  | SELTZER, M.I.     | 45       | 05    | SO | 5.0   |
|                | RESTRICT: ENGL OR AM LIT&CULT MAJOR OR MINOR   |             |             |      |     |     |     |      |               |               |                   |          |       |    |       |
| 172A           | AMER LIT 1912-1945   | Y           | 96-652-200L | LEC  | 1   |     |     | MW   | 10:00- 11:50A | ROLFE 3126    |                   | 45       | 03    | SO | 5.0   |
|                | RESTRICT: ENGL OR AM LIT&CULT MAJOR OR MINOR   |             |             |      |     |     |     |      |               |               |                   |          |       |    |       |
| 173B           | AMER FCTN 1900-1945  | Y           | 96-660-200L | LEC  | 1   |     |     | MW   | 12:00- 1:50P  | ROYCE 164     | ALLMENDINGER, B.  | 45       | 05    | SO | 5.0   |
|                | RESTRICT: ENGL OR AM LIT&CULT MAJOR OR MINOR   |             |             |      |     |     |     |      |               |               |                   |          |       |    |       |
| 173C           | AMER FCTN SNCE 1945  | Y           | 96-660-200L | LEC  | 1   |     |     | MW   | 2:00- 3:50P   | DODD 78       |                   | 45       | 07    | SO | 5.0   |
|                | RESTRICT: ENGL OR AM LIT&CULT MAJOR OR MINOR   |             |             |      |     |     |     |      |               |               |                   |          |       |    |       |
| 174B           | AMER PTRY 1900-1945  | Y           | 96-665-200L | LEC  | 1   |     |     | MW   | 4:00- 5:50P   | ROYCE 164     | LINCOLN, K.R.     | 45       | 09    | SO | 5.0   |
|                | RESTRICT: ENGL OR AM LIT&CULT MAJOR OR MINOR   |             |             |      |     |     |     |      |               |               |                   |          |       |    |       |
| 174C           | AMER PTRY SNCE 1945  | Y           | 96-666-200L | LEC  | 1   |     |     | MW   | 10:00- 11:50A | ROYCE 156     | MULLEN, H.R.      | 45       | 03    | SO | 5.0   |
|                | RESTRICT: ENGL OR AM LIT&CULT MAJOR OR MINOR   |             |             |      |     |     |     |      |               |               |                   |          |       |    |       |
| 177            | SPECL TPCS-AMER LIT  | Y           | 96-682-200L | LEC  | 1   |     |     | TR   | 2:00- 3:50P   | DODD 78       | BORIA-RIVERA, E.  | 45       | 15    | SO | 5.0   |
|                | RESTRICT: ENGL OR AM LIT&CULT MAJOR OR MINOR   |             |             |      |     |     |     |      |               |               |                   |          |       |    |       |
|                | English 177, lecture 1: Fictions of the Cold War   |             |             |      |     |     |     |      |               |               |                   |          |       |    |       |
|                | Y 96-682-201L  | LEC         | 2           |      |     |     |     | TR   | 12:00- 1:50P  | PUB AFF 1337  | DIMURO, J.A.      | 45       | 30    | SO | 5.0   |
|                | RESTRICT: ENGL OR AM LIT&CULT MAJOR OR MINOR   |             |             |      |     |     |     |      |               |               |                   |          |       |    |       |
|                | English 177, lecture 2: American Fiction of the 1920s                                    |             |             |      |     |     |     |      |               |               |                   |          |       |    |       |
| 178A           | PERSPEC-AMER CLTURE Y  | 96-628-200L | LEC         | 1    |     |     |     | TR   | 12:00- 1:50P  | ROLFE 3126    | SANCHEZ, J.L.     | 45       | 30    | SO | 5.0   |
|                | RESTRICT: ENGL OR AM LIT&CULT MAJOR OR MINOR   |             |             |      |     |     |     |      |               |               |                   |          |       |    |       |
|                | English 178A, seminar 1: Rethinking America: A Hemispheric Perspective                   |             |             |      |     |     |     |      |               |               |                   |          |       |    |       |
|                | Y 96-628-201L  | LEC         | 2           |      |     |     |     | WF   | 10:00- 11:50A | PAB 1434A     | LEE, R.C.         | 45       | 30    | SO | 5.0   |
|                | RESTRICT: ENGL OR AM LIT&CULT MAJOR OR MINOR   |             |             |      |     |     |     |      |               |               |                   |          |       |    |       |
|                | English 178A, seminar 2: Gross Anatomy: Narrating through Body Parts                     |             |             |      |     |     |     |      |               |               |                   |          |       |    |       |
| M179A          | TPCS-AFRO-AMRCN LIT  | Y           | 96-774-200L | SEM  | 1   |     |     | M    | 3:00- 5:50P   | HUMANTS A48   | GOYAL, Y.         | 10       | 30    | SO | 5.0   |
|                | SAME AS: AFRO-AM M179A   |             |             |      |     |     |     |      |               |               |                   |          |       |    |       |
|                | RESTRICT: SENIOR AMERICAN LIT AND CULTURE  |             |             |      |     |     |     |      |               |               |                   |          |       |    |       |
|                | English M179A, seminar 1: Slavery and Black Women Writers                                |             |             |      |     |     |     |      |               |               |                   |          |       |    |       |
|                | Y 96-774-201L  | SEM         | 2           |      |     |     |     | R    | 3:00- 5:50P   | HUMANTS A60   | STREETER, C.A.    | 10       | 30    | SO | 5.0   |
|                | RESTRICT: SENIOR AMERICAN LIT AND CULTURE  |             |             |      |     |     |     |      |               |               |                   |          |       |    |       |
|                | English M179A, seminar 2:  |             |             |      |     |     |     |      |               |               |                   |          |       |    |       |
| 180            | SPECIALIZD STDS-LIT  | Y           | 96-781-201L | SEM  | 1   |     |     | R    | 12:00- 2:50P  | HUMANTS A60   | DELOUGHREY, E.    | 15       | 30    | SO | 5.0   |
|                | RESTRICT: SENIOR ENGLISH MAJORS  |             |             |      |     |     |     |      |               |               |                   |          |       |    |       |
|                | English 180, seminar 1: Politics of Food: Postcolonial Literature and Consumption        |             |             |      |     |     |     |      |               |               |                   |          |       |    |       |
|                | Y 96-781-202L  | SEM         | 2           |      |     |     |     | W    | 9:00- 11:50A  | HUMANTS A60   | ROWE, K.E.        | 15       | 30    | SO | 5.0   |
|                | RESTRICT: SENIOR AMERICAN LIT AND CULTURE  |             |             |      |     |     |     |      |               |               |                   |          |       |    |       |
|                | English 180, seminar 2: Stories Our Ancestors Tell: History and Memory in Women's Poetry |             |             |      |     |     |     |      |               |               |                   |          |       |    |       |
|                | Y 96-781-203L  | SEM         | 3           |      |     |     |     | T    | 12:00- 2:50P  | HUMANTS A60   | GALLAGHER, L.     | 15       | 30    | SO | 5.0   |
|                | RESTRICT: SENIOR ENGLISH MAJORS  |             |             |      |     |     |     |      |               |               |                   |          |       |    |       |
|                | English 180, seminar 3: Sodom in Legend, Literature, and Theory                          |             |             |      |     |     |     |      |               |               |                   |          |       |    |       |
|                | Y 96-781-204L  | SEM         | 4           |      |     |     |     | W    | 12:00- 2:50P  | HUMANTS A60   |                   | 15       | 30    | SO | 5.0   |
|                | RESTRICT: SENIOR ENGLISH MAJORS  |             |             |      |     |     |     |      |               |               |                   |          |       |    |       |
|                | English 180, seminar 4:  |             |             |      |     |     |     |      |               |               |                   |          |       |    |       |
| 181B           | RENAISSANCE LIT  | Y           | 96-787-200L | SEM  | 1   |     |     | M    | 3:00- 5:50P   | HUMANTS A60   | DICKEY, S.J.      | 15       | 30    | SO | 5.0   |
|                | RESTRICT: SENIOR ENGLISH MAJORS  |             |             |      |     |     |     |      |               |               |                   |          |       |    |       |
|                | English 181B, seminar 1: Shakespeare's Second Tetralogy                                  |             |             |      |     |     |     |      |               |               |                   |          |       |    |       |
|                | Y 96-787-201L  | SEM         | 2           |      |     |     |     | T    | 3:00- 5:50P   | HUMANTS A56   | BRAUNMULLER, A.R. | 15       | 30    | SO | 5.0   |
|                | RESTRICT: INSTRUCTOR CONSENT   |             |             |      |     |     |     |      |               |               |                   |          |       |    |       |
|                | English 181B, seminar 2: Shakespeare and Tudor Poetry                                    |             |             |      |     |     |     |      |               |               |                   |          |       |    |       |
| 181E           | ROMANTIC LITERATURE  | Y           | 96-791-200L | SEM  | 1   |     |     | T    | 3:00- 5:50P   | HUMANTS A60   | SANCHEZ, J.L.     | 15       | 30    | SO | 5.0   |
|                | RESTRICT: SENIOR ENGLISH MAJORS  |             |             |      |     |     |     |      |               |               |                   |          |       |    |       |
|                | English 181E, seminar 1: The Romantic Atlantic   |             |             |      |     |     |     |      |               |               |                   |          |       |    |       |
| 182B           | 19TH-CENT AMER LIT   | Y           | 96-796-200L | SEM  | 1   |     |     | W    | 3:00- 5:50P   | HUMANTS A60   | ALLMENDINGER, B.  | 15       | 30    | SO | 5.0   |
|                | RESTRICT: SENIOR AMERICAN LIT AND CULTURE  |             |             |      |     |     |     |      |               |               |                   |          |       |    |       |
|                | English 182B, seminar 1: American West   |             |             |      |     |     |     |      |               |               |                   |          |       |    |       |

| CATALOG NUMBER | COURSE TITLE  | ENF REQ | CLS ID      | NUMB  | TYP | SEC | FEE | DAYS | TIME         | BUILDING/ROOM | INSTRUCTOR       | ENRL CAP | XC | GD TP | UNITS |
|----------------|---|---------|-------------|-------|-----|-----|-----|------|--------------|---------------|------------------|----------|----|-------|-------|
| 182C           | 20TH CENT AMER LIT  | Y       | 96-797-200L | SEM 1 |     |     |     | R    | 12:00- 2:50P | ROLFE 3115    | YENSER, S.I.     | 15       | 30 | SO    | 5.0   |
|                | English 182C, seminar 1: Hard, Beautiful Poetry: Elizabeth Bishop and James Merrill |         |             |       |     |     |     |      |              |               |                  |          |    |       |       |
|                |   | Y       | 96-797-201L | SEM 2 |     |     |     | W    | 3:00- 5:50P  | HUMANTS A56   | DICKEY, S.J.     | 15       | 30 | SO    | 5.0   |
|                | English 182C, seminar 2: Literature of Beat Generation                              |         |             |       |     |     |     |      |              |               |                  |          |    |       |       |
|                |   | Y       | 96-797-202L | SEM 3 |     |     |     | M    | 3:00- 5:50P  | HUMANTS A46   | GROBEL, L.M.     | 15       | 30 | SO    | 5.0   |
|                | English 182C, seminar 3: Literature of Journalism                                   |         |             |       |     |     |     |      |              |               |                  |          |    |       |       |
| 190H           | HONORS COLLOQUIA  | Y       | 96-841-200L | SEM 1 |     |     |     | T    | 4:00- 5:30P  | HUMANTS A32   | CUNNINGHAM, K.J. | 20       | 30 | PN    | 1.0   |
|                |   |         |             |       |     |     |     |      |              |               |                  |          |    |       |       |
| 200            | APPRCH-LITRARY RSCH   | Y       | 96-006-200L | LEC 1 |     |     |     | M    | 9:00- 11:50A | HUMANTS A56   | LOOBY, C.J.      | 12       | 30 | SO    | 4.0   |
|                |   |         |             |       |     |     |     |      |              |               |                  |          |    |       |       |
| 242            | LANGUAGE&LITERATUREY  | Y       | 96-298-200L | LEC 1 |     |     |     | M    | 3:00- 6:20P  | HUMANTS A56   | STOCKWELL, D.M.  | 12       | 30 | SO    | 4.0   |
|                |   |         |             |       |     |     |     |      |              |               |                  |          |    |       |       |
| 246            | RENAISSANCE LIT   | Y       | 96-338-200L | LEC 1 |     |     |     | T    | 12:00- 2:50P | HUMANTS A56   | FUCHS, B.        | 12       | 30 | SO    | 4.0   |
|                |   |         |             |       |     |     |     |      |              |               |                  |          |    |       |       |
| 250            | RESTORATION&18C LIT   | Y       | 96-368-200L | LEC 1 |     |     |     | W    | 9:00- 11:50A | HUMANTS A56   | NUSSBAUM, F.A.   | 12       | 30 | SO    | 4.0   |
|                |   |         |             |       |     |     |     |      |              |               |                  |          |    |       |       |
| 251            | ROMANTIC WRITERS  | Y       | 96-383-200L | LEC 1 |     |     |     | M    | 12:00- 2:50P | HUMANTS A56   | MELLOR, A.K.     | 12       | 30 | SO    | 4.0   |
|                |   |         |             |       |     |     |     |      |              |               |                  |          |    |       |       |
| 255            | CONTEMP AMERICN LIT   | Y       | 96-418-200L | LEC 1 |     |     |     | R    | 12:00- 2:50P | HUMANTS A56   | SELTZER, M.I.    | 12       | 30 | SO    | 4.0   |
|                |   |         |             |       |     |     |     |      |              |               |                  |          |    |       |       |
| 265            | POSTCOLONIAL LIT  | Y       | 96-485-200L | SEM 1 |     |     |     | W    | 12:00- 2:50P | HUMANTS A56   | SHARPE, J.A.     | 12       | 30 | SO    | 4.0   |
|                |   |         |             |       |     |     |     |      |              |               |                  |          |    |       |       |
| 495B           | SPRVSD TEACHNG PREP Y   | Y       | 96-791-200L | SEM 1 |     |     |     | T    | 3:00- 4:50P  | DODD 178      | MOTT, C.M.       | 20       | 30 | SU    | 2.0   |
|                |   |         |             |       |     |     |     |      |              |               |                  |          |    |       |       |

English Composition

Per-unit instructional enhancement fees assessed on most undergraduate on-tutorial classes. See the Miscellaneous Fee Chart at <http://www.registrar.ucla.edu/fees/feesamounts>. ENGLISH COMPOSITION POLICY FOR ATTENDANCE AND LATE ENROLLMENT (ALL CLASSES): The department will cancel your enrollment in any English Composition class if you do not attend at least one of the first two class meetings. After the first two class meetings, wait-listed students who have attended both class meetings may enroll only with permission to enroll (PTE) obtained from the instructor. For detailed information about the Entry-Level Writing requirement, see the UCLA General Catalog at <http://www.wp.ucla.edu/EnglishComposition> and subsequent courses students must satisfy at the University of California: Entry-Level Writing requirement before enrolling. For more information, see [http://www.wp.ucla.edu/TheQuarterAnalyticalWritingPlacementExamination\(AWPE\)andEnglishComposition3ProficiencyExamination](http://www.wp.ucla.edu/TheQuarterAnalyticalWritingPlacementExamination(AWPE)andEnglishComposition3ProficiencyExamination) will be given Monday, October 4, 2010, from 6 to 8:30 p.m. in location to be determined. For English Composition enrollment, limited to students who have been held for English Composition by results of the Analytical Writing Placement Examination. It displaces units you study. List yield. NO CREDIT toward a degree.

|       |                       |   |             |        |  |  |  |     |               |              |                  |    |    |    |     |
|-------|-----------------------|---|-------------|--------|--|--|--|-----|---------------|--------------|------------------|----|----|----|-----|
| A     | UNIVERSITY DSCOURSE   | Y | 94-009-200L | LEC 1  |  |  |  | MW  | 10:00- 11:50A | HAINES 110   | BEIDERWELL, B.J. | 18 |    | LG | 0.0 |
| 2     | UNIVERSITY WRITING    | Y | 94-036-201L | LEC 1  |  |  |  | TR  | 2:00- 3:50P   | PUB AFF 2333 | GADDA, G.E.      | 0  | 30 | LG | 5.0 |
|       |                       | Y | 94-036-202L | LEC 2  |  |  |  | MW  | 10:00- 11:50A | PUB AFF 2284 | GRIFFIN, S.M.    | 0  | 30 | LG | 5.0 |
|       |                       | Y | 94-036-203L | LEC 3  |  |  |  | MW  | 2:00- 3:50P   | PUB AFF 2284 | GRIFFIN, S.M.    | 0  | 30 | LG | 5.0 |
|       |                       | Y | 94-036-204L | LEC 4  |  |  |  | TR  | 10:00- 11:50A | PAB 2748     | GRIFFIN, S.M.    | 0  | 30 | LG | 5.0 |
|       |                       | Y | 94-036-205L | LEC 5  |  |  |  | MW  | 12:00- 1:50P  | PUB AFF 2284 | LISLE, B.J.      | 0  | 30 | LG | 5.0 |
|       |                       | Y | 94-036-206L | LEC 6  |  |  |  | TBA |               |              | LISLE, B.J.      | 0  | 30 | LG | 5.0 |
|       |                       | Y | 94-036-207L | LEC 7  |  |  |  | MW  | 10:00- 11:50A | PUB AFF 2333 | LISOVSKY, K.F.   | 0  | 30 | LG | 5.0 |
|       |                       | Y | 94-036-208L | LEC 8  |  |  |  | MW  | 12:00- 1:50P  | PUB AFF 2333 | MAASIK, S.       | 0  | 30 | LG | 5.0 |
|       |                       | Y | 94-036-210L | LEC 10 |  |  |  | M   | 10:00- 11:50A | LAKRETZ 100  | POPHAM, S.A.     | 0  | 30 | LG | 5.0 |
|       |                       | Y | 94-036-211L | LEC 11 |  |  |  | M   | 12:00- 1:50P  | LAKRETZ 100  | POPHAM, S.A.     | 0  | 30 | LG | 5.0 |
| 2I    | UNIVERSITY WRITING    | Y | 94-006-201L | LEC 1  |  |  |  | TBA |               |              | HOLTEN, C.       | 0  | 30 | LG | 5.0 |
|       |                       | Y | 94-006-202L | LEC 2  |  |  |  | TBA |               |              | HOLTEN, C.       | 0  | 30 | LG | 5.0 |
| 3     | ENGL COMP-RHET&LANGY  | Y | 94-099-201L | LEC 1  |  |  |  | TR  | 8:00- 9:15A   | PUB AFF 2284 |                  | 0  | 30 | LG | 5.0 |
|       |                       | Y | 94-099-202L | LEC 2  |  |  |  | TR  | 9:30- 10:45A  | PUB AFF 2284 |                  | 0  | 30 | LG | 5.0 |
|       |                       | Y | 94-099-203L | LEC 3  |  |  |  | TR  | 11:00- 12:15P | PUB AFF 2284 |                  | 0  | 30 | LG | 5.0 |
|       |                       | Y | 94-099-204L | LEC 4  |  |  |  | MW  | 2:00- 3:15P   | HUMANTS A40  | CREESE, R.A.     | 0  | 30 | LG | 5.0 |
|       |                       | Y | 94-099-205L | LEC 5  |  |  |  | MW  | 12:30- 1:45P  | HUMANTS A66  | DE, E.N.         | 0  | 30 | LG | 5.0 |
|       |                       | Y | 94-099-206L | LEC 6  |  |  |  | MW  | 3:30- 4:45P   | HUMANTS A66  | DE, E.N.         | 0  | 30 | LG | 5.0 |
|       |                       | Y | 94-099-207L | LEC 7  |  |  |  | MW  | 3:30- 4:45P   | HUMANTS A40  | FALLOWS, R.J.    | 0  | 30 | LG | 5.0 |
|       |                       | Y | 94-099-208L | LEC 8  |  |  |  | MW  | 5:00- 6:15P   | HUMANTS A40  | FALLOWS, R.J.    | 0  | 30 | LG | 5.0 |
|       |                       | Y | 94-099-209L | LEC 9  |  |  |  | MW  | 11:00- 12:15P | HUMANTS A40  | FRETZ, R.I.      | 0  | 30 | LG | 5.0 |
|       |                       | Y | 94-099-210L | LEC 10 |  |  |  | MW  | 2:00- 3:15P   | HUMANTS A66  | FRETZ, R.I.      | 0  | 30 | LG | 5.0 |
|       |                       | Y | 94-099-211L | LEC 11 |  |  |  | TR  | 9:30- 10:45A  | POWELL 307   | GERRARD, L.      | 0  | 30 | LG | 5.0 |
|       |                       | Y | 94-099-212L | LEC 12 |  |  |  | TR  | 11:00- 12:15P | POWELL 307   | GERRARD, L.      | 0  | 30 | LG | 5.0 |
|       |                       | Y | 94-099-213L | LEC 13 |  |  |  | MW  | 9:30- 10:45A  | HUMANTS A66  | GIULIANO, C.F.   | 0  | 30 | LG | 5.0 |
|       |                       | Y | 94-099-214L | LEC 14 |  |  |  | MW  | 11:00- 12:15P | HUMANTS A66  | GIULIANO, C.F.   | 0  | 30 | LG | 5.0 |
|       |                       | Y | 94-099-215L | LEC 15 |  |  |  | TR  | 3:30- 4:45P   | HUMANTS A40  | MATTENSON, L.M.  | 0  | 30 | LG | 5.0 |
|       |                       | Y | 94-099-216L | LEC 16 |  |  |  | TR  | 5:00- 6:15P   | HUMANTS A40  | MATTENSON, L.M.  | 0  | 30 | LG | 5.0 |
|       |                       | Y | 94-099-217L | LEC 17 |  |  |  | TR  | 5:00- 6:15P   | HUMANTS A66  | MATTENSON, L.M.  | 0  | 30 | LG | 5.0 |
|       |                       | Y | 94-099-218L | LEC 18 |  |  |  | TR  | 11:00- 12:15P | HUMANTS A66  | MOE, M.L.        | 0  | 30 | LG | 5.0 |
|       |                       | Y | 94-099-219L | LEC 19 |  |  |  | TR  | 12:30- 1:45P  | HUMANTS A40  | MOE, M.L.        | 0  | 30 | LG | 5.0 |
|       |                       | Y | 94-099-220L | LEC 20 |  |  |  | TR  | 11:00- 12:15P | LAKRETZ 100  | RUBINSON, G.J.   | 0  | 30 | LG | 5.0 |
|       |                       | Y | 94-099-221L | LEC 21 |  |  |  | TR  | 12:30- 1:45P  | HUMANTS A66  | RUBINSON, G.J.   | 0  | 30 | LG | 5.0 |
|       |                       | Y | 94-099-222L | LEC 22 |  |  |  | TR  | 2:00- 3:15P   | HUMANTS A66  | RUBINSON, G.J.   | 0  | 30 | LG | 5.0 |
|       |                       | Y | 94-099-223L | LEC 23 |  |  |  | MW  | 2:00- 3:15P   | PUB AFF 2333 | SAMUELS, R.D.    | 0  | 30 | LG | 5.0 |
|       |                       | Y | 94-099-224L | LEC 24 |  |  |  | MW  | 3:30- 4:45P   | PUB AFF 2333 | SAMUELS, R.D.    | 0  | 30 | LG | 5.0 |
|       |                       | Y | 94-099-225L | LEC 25 |  |  |  | TR  | 9:30- 10:45A  | HUMANTS A40  | SHAFFER, G.V.    | 0  | 30 | LG | 5.0 |
|       |                       | Y | 94-099-226L | LEC 26 |  |  |  | TR  | 11:00- 12:15P | HUMANTS A40  | SHAFFER, G.V.    | 0  | 30 | LG | 5.0 |
|       |                       | Y | 94-099-227L | LEC 27 |  |  |  | TR  | 2:00- 3:15P   | HUMANTS A40  | SHAFFER, G.V.    | 0  | 30 | LG | 5.0 |
|       |                       | Y | 94-099-228L | LEC 28 |  |  |  | TR  | 8:00- 9:15A   | PUB AFF 2333 | STEINBERG, S.K.  | 0  | 30 | LG | 5.0 |
|       |                       | Y | 94-099-229L | LEC 29 |  |  |  | TR  | 9:30- 10:45A  | PUB AFF 2333 | STEINBERG, S.K.  | 0  | 30 | LG | 5.0 |
|       |                       | Y | 94-099-230L | LEC 30 |  |  |  | TR  | 11:00- 12:15P | PUB AFF 2333 | STEINBERG, S.K.  | 0  | 30 | LG | 5.0 |
|       |                       | Y | 94-099-231L | LEC 31 |  |  |  | TR  | 8:00- 9:15A   | HUMANTS A66  |                  | 0  | 30 | LG | 5.0 |
|       |                       | Y | 94-099-232L | LEC 32 |  |  |  | TR  | 9:30- 10:45A  | HUMANTS A66  |                  | 0  | 30 | LG | 5.0 |
|       |                       | Y | 94-099-240L | LEC 40 |  |  |  | MW  | 8:00- 9:15A   | HUMANTS A40  |                  | 0  | 30 | LG | 5.0 |
|       |                       | Y | 94-099-245L | LEC 45 |  |  |  | MW  | 9:30- 10:45A  | HUMANTS A40  |                  | 0  | 30 | LG | 5.0 |
|       |                       | Y | 94-099-254L | LEC 54 |  |  |  | TR  | 2:00- 3:15P   | PUB AFF 2284 |                  | 0  | 30 | LG | 5.0 |
|       |                       | Y | 94-099-255L | LEC 55 |  |  |  | MW  | 5:00- 6:15P   | HUMANTS A66  |                  | 0  | 30 | LG | 5.0 |
| M495F | SPRVSD TEACHNG PREP Y | Y | 00-684-200L | SEM 1  |  |  |  | TBA |               |              | HOLTEN, C.       | 0  | 30 | SO | 2.0 |
|       |                       |   |             |        |  |  |  |     |               |              |                  |    |    |    |     |





| CATALOG NUMBER                               | COURSE TITLE         | ENF REQ | ID          | CLS NUMB | TYP | SEC | FEE | DAYS | TIME          | BUILDING/ROOM | INSTRUCTOR   | ENRL CAP | XC | GD TP | UNITS |
|--|----------------------|---------|-------------|----------|-----|-----|-----|------|---------------|---------------|--------------|----------|----|-------|-------|
| 292  | ADV SEM-EPIDEMIOLOGY | N       | 44-552-200L | SEM 1    |     |     |     | M    | 3:00- 4:50P   | PUB HLT 71257 | RITZ, B.R.   | 28       | 30 | SU    | 2.0   |
| RESTRICT: EPIDEMIOLOGY, PUBLIC HEALTH MAJORS |                      |         |             |          |     |     |     |      |               |               |              |          |    |       |       |
| 293  | INTNTL HIV&AIDS SEM  | N       | 44-558-200L | SEM 1    |     |     |     | W    | 3:00- 4:50P   | PUB HLT 71257 | DETELS, R.   | 28       | 30 | SU    | 2.0   |
| RESTRICT: INSTRUCTOR CONSENT                 |                      |         |             |          |     |     |     |      |               |               |              |          |    |       |       |
| 295  | SEMINAR IN CANCER    | N       | 44-570-200L | SEM 1    |     |     |     | F    | 12:00- 1:50P  | PUB HLT 61235 | ZHANG, Z.    | 28       | 30 | SO    | 2.0   |
| RESTRICT: EPIDEMIOLOGY, PUBLIC HEALTH MAJORS |                      |         |             |          |     |     |     |      |               |               |              |          |    |       |       |
| 297  | POPLTN GNTCS&NUTRTN  | N       | 44-582-200L | SEM 1    |     |     |     | W    | 10:00- 12:50P |               | LIU, S.      | 25       | 30 | SO    | 2.0   |
| RESTRICT: INSTRUCTOR CONSENT                 |                      |         |             |          |     |     |     |      |               |               |              |          |    |       |       |
| M403   | CMPT MGMT-HLTH DATA  | N       | 44-606-201L | LEC 1    |     |     |     | MW   | 3:00- 5:50P   | PUB HLT A1241 | SMITH, L.V.  | 20       | 30 | LG    | 4.0   |
| RESTRICT: INSTRUCTOR CONSENT                 |                      |         |             |          |     |     |     |      |               |               |              |          |    |       |       |
| 420  | FIELD TRIALS         | N       | 44-640-200L | LEC 1    |     |     |     | MW   | 1:00- 2:50P   | PUB HLT 71257 | RIMOIN, A.W. | 28       | 30 | SO    | 4.0   |
| RESTRICT: GRADUATE STUDENTS                  |                      |         |             |          |     |     |     |      |               |               |              |          |    |       |       |

**ETHNOMUSICOLOGY**

Alerting Ethnomusicology majors must take the Music Placement Examination to determine each UCLA Summer Freshman Orientation session and Monday September 20, 2010 at 9 a.m. in 134 Schoenberg Music Building. It is not required for enrollment in Ethnomusicology 91A thru 91Z and 161A thru 161Z or any general education courses.

|  |                      |   |             |        |  |  |  |    |               |          |                  |     |    |    |     |
|--|----------------------|---|-------------|--------|--|--|--|----|---------------|----------|------------------|-----|----|----|-----|
| 11A  | WRLD MUSC SSTM&STRCN | N | 208-033-201 | DIS 1A |  |  |  | TR | 9:00- 10:50A  | SMB 1439 | BEKEN, M.N.      | 36  | 12 | LG | 5.0 |
| RESTRICT: INSTRUCTOR CONSENT   |                      |   |             |        |  |  |  |    |               |          |                  |     |    |    |     |
| N 208-033-201 DIS 1A MWF 9:00- 9:50A SMB 1439  |                      |   |             |        |  |  |  |    |               |          |                  |     |    |    |     |
| N 208-033-202 DIS 1B MWF 10:00- 10:50A SMB 1439  |                      |   |             |        |  |  |  |    |               |          |                  |     |    |    |     |
| 19   | FIAT LUX FRSHMN SEM  | N | 08-057-200L | SEM 1  |  |  |  | W  | 5:30- 6:30P   | SMB 1344 | KEATING, P.      | 20  | 30 | PN | 1.0 |
| 20A  | MUSIC-EURO&AMERICASN | N | 208-060-201 | DIS 1A |  |  |  | TR | 1:00- 2:50P   | SMB 1200 |                  | 80  | 15 | SO | 5.0 |
| N 208-060-201 DIS 1A F 10:00- 10:50A SMB 1420  |                      |   |             |        |  |  |  |    |               |          |                  |     |    |    |     |
| N 208-060-202 DIS 1B F 11:00- 11:50A SMB 1420  |                      |   |             |        |  |  |  |    |               |          |                  |     |    |    |     |
| RESTRICT: ETHNOMUSICOLOGY AND MUSIC MAJORS   |                      |   |             |        |  |  |  |    |               |          |                  |     |    |    |     |
| N 208-060-203 DIS 1C F 12:00- 12:50P SMB 1420  |                      |   |             |        |  |  |  |    |               |          |                  |     |    |    |     |
| RESTRICT: ETHNOMUSICOLOGY, MUSIC, MUSIC HISTORY  |                      |   |             |        |  |  |  |    |               |          |                  |     |    |    |     |
| 50A  | JAZZ-AMERCN CULTURE  | N | 208-170-201 | DIS 1A |  |  |  | TR | 11:00- 12:50P | SMB 1100 | HARRISON, C.A.   | 150 | 13 | SO | 5.0 |
| N 208-170-201 DIS 1A F 9:00- 9:50A SMB 1421  |                      |   |             |        |  |  |  |    |               |          |                  |     |    |    |     |
| N 208-170-202 DIS 1B F 9:00- 9:50A SMB 1402  |                      |   |             |        |  |  |  |    |               |          |                  |     |    |    |     |
| N 208-170-203 DIS 1C F 10:00- 10:50A SMB 1421  |                      |   |             |        |  |  |  |    |               |          |                  |     |    |    |     |
| N 208-170-204 DIS 1D F 10:00- 10:50A SMB 1402  |                      |   |             |        |  |  |  |    |               |          |                  |     |    |    |     |
| N 208-170-205 DIS 1E F 11:00- 11:50A SMB 1354  |                      |   |             |        |  |  |  |    |               |          |                  |     |    |    |     |
| N 208-170-206 DIS 1F F 11:00- 11:50A SMB 1421  |                      |   |             |        |  |  |  |    |               |          |                  |     |    |    |     |
| M87  | SPECIAL COURSES      | N | 208-245-201 | DIS 1A |  |  |  | TR | 9:00- 10:50A  | SMB 1200 | BOURLAND, R.     | 36  | 30 | LG | 5.0 |
| SAME AS: MUS HST M87, MUSIC M87  |                      |   |             |        |  |  |  |    |               |          |                  |     |    |    |     |
| RESTRICT: INSTRUCTOR CONSENT   |                      |   |             |        |  |  |  |    |               |          |                  |     |    |    |     |
| N 208-245-201 DIS 1A MW 9:00- 9:50A SMB 1151   |                      |   |             |        |  |  |  |    |               |          |                  |     |    |    |     |
| RESTRICT: INSTRUCTOR CONSENT   |                      |   |             |        |  |  |  |    |               |          |                  |     |    |    |     |
| N 208-245-202 DIS 1B MW 9:00- 9:50A SMB 1325   |                      |   |             |        |  |  |  |    |               |          |                  |     |    |    |     |
| RESTRICT: INSTRUCTOR CONSENT   |                      |   |             |        |  |  |  |    |               |          |                  |     |    |    |     |
| N 208-245-203 DIS 1C MW 1:00- 1:50P SMB 1354   |                      |   |             |        |  |  |  |    |               |          |                  |     |    |    |     |
| RESTRICT: INSTRUCTOR CONSENT   |                      |   |             |        |  |  |  |    |               |          |                  |     |    |    |     |
| N 208-245-204 DIS 1D MW 10:00- 10:50A SMB 1151   |                      |   |             |        |  |  |  |    |               |          |                  |     |    |    |     |
| RESTRICT: INSTRUCTOR CONSENT   |                      |   |             |        |  |  |  |    |               |          |                  |     |    |    |     |
| N 208-245-205 DIS 1E MW 10:00- 10:50A SMB 1325   |                      |   |             |        |  |  |  |    |               |          |                  |     |    |    |     |
| RESTRICT: INSTRUCTOR CONSENT   |                      |   |             |        |  |  |  |    |               |          |                  |     |    |    |     |
| N 208-245-206 DIS 1F MW 11:00- 11:50A SMB 1354   |                      |   |             |        |  |  |  |    |               |          |                  |     |    |    |     |
| RESTRICT: INSTRUCTOR CONSENT   |                      |   |             |        |  |  |  |    |               |          |                  |     |    |    |     |
| 91B  | MUSIC OF BALI        | N | 08-251-200L | ACT 1  |  |  |  | T  | 7:00- 9:50P   | SMB 1659 | WENTEN, I.N.     | 35  | 30 | SO | 2.0 |
| RESTRICT: INSTRUCTOR CONSENT   |                      |   |             |        |  |  |  |    |               |          |                  |     |    |    |     |
| 91C  | MUSIC&DANCE-BALKANSN | N | 08-252-200L | ACT 1  |  |  |  | M  | 7:00- 9:50P   | SMB 1344 | VARIMEZOVA, T.T. | 20  | 30 | SO | 2.0 |
| 91D  | MUSIC OF CHINA       | N | 08-253-200L | ACT 1  |  |  |  | W  | 5:30- 9:20P   | SMB 1822 | LI, C.           | 35  | 30 | SO | 2.0 |
| RESTRICT: INSTRUCTOR CONSENT   |                      |   |             |        |  |  |  |    |               |          |                  |     |    |    |     |
| 91E  | MUSIC&DANCE-GHANA    | N | 08-254-200L | ACT 1  |  |  |  | R  | 7:00- 9:50P   | SMB 1659 | LADZEKPO, K.     | 20  | 30 | SO | 2.0 |
| RESTRICT: INSTRUCTOR CONSENT   |                      |   |             |        |  |  |  |    |               |          |                  |     |    |    |     |
| 91F  | MUSIC OF INDIA       | N | 08-255-200L | ACT 1  |  |  |  | T  | 2:00- 6:50P   | SMB 1659 | KAUSHAL, A.      | 40  | 30 | SO | 2.0 |
| RESTRICT: INSTRUCTOR CONSENT   |                      |   |             |        |  |  |  |    |               |          |                  |     |    |    |     |
| Ethnomusicology 91F, activity 1:   |                      |   |             |        |  |  |  |    |               |          |                  |     |    |    |     |
| N 08-255-201L ACT 2 MTWR 10:00- 11:50A SMB 1846  |                      |   |             |        |  |  |  |    |               |          |                  |     |    |    |     |
| RESTRICT: INSTRUCTOR CONSENT   |                      |   |             |        |  |  |  |    |               |          |                  |     |    |    |     |
| Ethnomusicology 91F, activity 2:   |                      |   |             |        |  |  |  |    |               |          |                  |     |    |    |     |
| 91J  | MUSIC OF KOREA       | N | 08-259-201L | ACT 1  |  |  |  | W  | 10:00- 10:50A | SMB 1659 | KIM, D.          | 32  | 30 | SO | 2.0 |
| RESTRICT: DEPARTMENT CONSENT   |                      |   |             |        |  |  |  |    |               |          |                  |     |    |    |     |
| Ethnomusicology 91J, activity 1: Kayagum: Beginner 1 and 2                                 |                      |   |             |        |  |  |  |    |               |          |                  |     |    |    |     |
| N 08-259-202L ACT 2 W 10:00- 10:50A SMB 1842   |                      |   |             |        |  |  |  |    |               |          |                  |     |    |    |     |
| Ethnomusicology 91J, activity 2: Haegum: Beginner 1 and 2                                  |                      |   |             |        |  |  |  |    |               |          |                  |     |    |    |     |
| N 08-259-203L ACT 3 W 12:00- 12:50P SMB 1659   |                      |   |             |        |  |  |  |    |               |          |                  |     |    |    |     |
| Ethnomusicology 91J, activity 3: Danso: Beginner 1   |                      |   |             |        |  |  |  |    |               |          |                  |     |    |    |     |
| N 08-259-204L ACT 4 W 1:00- 1:50P SMB 1842   |                      |   |             |        |  |  |  |    |               |          |                  |     |    |    |     |
| Ethnomusicology 91J, activity 4: Komungo: Beginner 1                                       |                      |   |             |        |  |  |  |    |               |          |                  |     |    |    |     |
| N 08-259-205L ACT 5 W 4:00- 4:50P SMB 1842   |                      |   |             |        |  |  |  |    |               |          |                  |     |    |    |     |
| Ethnomusicology 91J, activity 5: Daegum: Beginner 1  |                      |   |             |        |  |  |  |    |               |          |                  |     |    |    |     |
| N 08-259-206L ACT 6 F 4:00- 4:50P SMB 1842   |                      |   |             |        |  |  |  |    |               |          |                  |     |    |    |     |
| Ethnomusicology 91J, activity 6: Piri: Beginner 1  |                      |   |             |        |  |  |  |    |               |          |                  |     |    |    |     |
| N 08-259-207L ACT 7 W 4:00- 4:50P SMB 1842   |                      |   |             |        |  |  |  |    |               |          |                  |     |    |    |     |
| Ethnomusicology 91J, activity 7: Sogum: Beginner 1   |                      |   |             |        |  |  |  |    |               |          |                  |     |    |    |     |
| N 08-259-208L ACT 8 W 3:00- 3:50P SMB 1659   |                      |   |             |        |  |  |  |    |               |          |                  |     |    |    |     |
| Ethnomusicology 91J, activity 8: Dance: Court 1 and Folk 2                                 |                      |   |             |        |  |  |  |    |               |          |                  |     |    |    |     |
| N 08-259-209L ACT 9 W 5:00- 5:50P SMB 1659   |                      |   |             |        |  |  |  |    |               |          |                  |     |    |    |     |
| Ethnomusicology 91J, activity 9: Changgu 1 and Buk 2                                       |                      |   |             |        |  |  |  |    |               |          |                  |     |    |    |     |
| N 08-259-210L ACT 10 F 6:00- 6:50P SMB 1659  |                      |   |             |        |  |  |  |    |               |          |                  |     |    |    |     |
| Ethnomusicology 91J, activity 10: Samul Nori: Beginner 1                                   |                      |   |             |        |  |  |  |    |               |          |                  |     |    |    |     |
| 91K  | MUSIC OF MEXICO      | N | 08-260-200L | ACT 1  |  |  |  | M  | 7:00- 9:50P   | SMB 1345 | GUZMAN, J.A.     | 50  | 30 | SO | 2.0 |
| RESTRICT: INSTRUCTOR CONSENT   |                      |   |             |        |  |  |  |    |               |          |                  |     |    |    |     |
| 91N  | MUSIC OF NEAR EAST   | N | 08-263-200L | ACT 1  |  |  |  | R  | 7:00- 9:50P   | SMB 1325 | RACY, A.J.       | 20  | 30 | SO | 2.0 |
| RESTRICT: INSTRUCTOR CONSENT   |                      |   |             |        |  |  |  |    |               |          |                  |     |    |    |     |
| For Ethnomusicology 91P, an audition is required. Come prepared with one song of any kind. |                      |   |             |        |  |  |  |    |               |          |                  |     |    |    |     |
| 91P  | MUSIC-AFRCN AMERCNSN | N | 08-265-200L | ACT 1  |  |  |  | R  | 11:00- 12:50P | SMB 1325 | ROBERSON, J.E.   | 80  | 30 | SO | 2.0 |
| RESTRICT: INSTRUCTOR CONSENT   |                      |   |             |        |  |  |  |    |               |          |                  |     |    |    |     |

| CATALOG NUMBER | COURSE TITLE  | ENF REQ | ID          | CLS NUMB | TYP | SEC | FEE | DAYS | TIME          | BUILDING/ROOM | INSTRUCTOR       | ENRL CAP | XC | GD TP | UNITS |
|----------------|---|---------|-------------|----------|-----|-----|-----|------|---------------|---------------|------------------|----------|----|-------|-------|
| 91T            | JAZZ ORCHESTRA  | N       | 08-269-200L | ACT 1    |     |     |     | T    | 7:00- 9:50P   | SMB 1345      | HARRISON, C.A.   | 30       | 30 | LG    | 2.0   |
|                | Ethnomusicology 91T, activity 1: Traditional Jazz Ensemble                  |         |             |          |     |     |     |      |               |               |                  |          |    |       |       |
|                |   | N       | 08-269-201L | ACT 2    |     |     |     | R    | 7:00- 9:50P   | SMB 1345      | RODRIGUEZ, B.H.  | 30       | 30 | LG    | 2.0   |
|                | Ethnomusicology 91T, activity 2: Latin Jazz Ensemble                        |         |             |          |     |     |     |      |               |               |                  |          |    |       |       |
|                |   | N       | 08-269-202L | ACT 3    |     |     |     | W    | 5:00- 6:50P   | SMB 1345      | NEWTON, J.W.     | 30       | 30 | LG    | 2.0   |
|                | Ethnomusicology 91T, activity 3: Contemporary Jazz Ensemble                 |         |             |          |     |     |     |      |               |               |                  |          |    |       |       |
|                |   | N       | 08-269-203L | ACT 4    |     |     |     | W    | 5:00- 6:50P   | SMB 1439      | BURRELL, K.E.    | 10       | 30 | LG    | 2.0   |
|                | Ethnomusicology 91T, activity 4: Fusion Jazz Ensemble                       |         |             |          |     |     |     |      |               |               |                  |          |    |       |       |
| 91Z            | OPEN ENSEMBLE   | N       | 08-275-201L | ACT 2    |     |     |     | W    | 7:00- 9:50P   | SMB 1439      | BRUNDAGE, K.     | 20       | 30 | SO    | 2.0   |
|                | Ethnomusicology 91Z, activity 2:  |         |             |          |     |     |     |      |               |               |                  |          |    |       |       |
|                |   | N       | 08-275-202L | ACT 3    |     |     |     | T    | 7:00- 9:50P   | SMB 1421      | SEEGER, A.       | 10       | 30 | SO    | 2.0   |
|                | Ethnomusicology 91Z, activity 3:  |         |             |          |     |     |     |      |               |               |                  |          |    |       |       |
| 92             | MUSIC INSTRUCTION   | N       | 08-276-200L | STU 1    |     |     |     |      | UNSCHE        |               | DJEDJE, J.C.     | 5        | 30 | LG    | 2.0   |
|                | Ethnomusicology 92, activity 1:   |         |             |          |     |     |     |      |               |               |                  |          |    |       |       |
| M109           | WOMEN IN JAZZ   | N       | 08-354-200L | LEC 1    |     |     |     | TR   | 11:00- 12:50P | SMB 1420      | KEYES, C.L.      | 20       | 30 | SO    | 4.0   |
|                | Ethnomusicology M109, activity 1: Women in Jazz                             |         |             |          |     |     |     |      |               |               |                  |          |    |       |       |
| 120A           | DEVELOPMENT OF JAZZ   | N       | 08-354-200L | LEC 1    |     |     |     | MW   | 11:00- 12:50P | SMB 1402      | NEWTON, J.W.     | 20       | 04 | SO    | 4.0   |
|                | Ethnomusicology 120A, activity 1: Development of Jazz                       |         |             |          |     |     |     |      |               |               |                  |          |    |       |       |
| 127A           | JAZZ KEYBRD HARMONY   | N       | 08-463-200L | LAB 1    |     |     |     | W    | 3:00- 5:50P   | SMB 1535      | HENDELMAN, T.    | 20       | 30 | LG    | 2.0   |
|                | Ethnomusicology 127A, activity 1: Jazz Keyboard Harmony                     |         |             |          |     |     |     |      |               |               |                  |          |    |       |       |
| 129A           | JAZZ THEORY&IMPROV  | N       | 08-474-200L | LEC 1    |     |     |     | R    | 1:00- 2:50P   | SMB 1421      | HENDELMAN, T.    | 20       | 30 | LG    | 2.0   |
|                | Ethnomusicology 129A, activity 1: Jazz Theory and Improvisation             |         |             |          |     |     |     |      |               |               |                  |          |    |       |       |
| 161B           | ADV MUSIC OF BALI   | N       | 08-667-200L | ACT 1    |     |     |     | T    | 7:00- 9:50P   | SMB 1659      | WENTEN, I.N.     | 35       | 30 | LG    | 2.0   |
|                | Ethnomusicology 161B, activity 1: Advanced Music of Bali                    |         |             |          |     |     |     |      |               |               |                  |          |    |       |       |
| 161C           | ADV MSC&DNC-BALKANS   | N       | 08-668-200L | ACT 1    |     |     |     | M    | 7:00- 9:50P   | SMB 1344      | VARIMEZOVA, T.T. | 20       | 30 | LG    | 2.0   |
|                | Ethnomusicology 161C, activity 1: Advanced Music and Dance of the Balkans   |         |             |          |     |     |     |      |               |               |                  |          |    |       |       |
| 161D           | ADV MUSIC OF CHINA  | N       | 08-669-200L | ACT 1    |     |     |     | W    | 5:30- 9:20P   | SMB 1822      | LI, C.           | 30       | 30 | LG    | 2.0   |
|                | Ethnomusicology 161D, activity 1: Advanced Music of China                   |         |             |          |     |     |     |      |               |               |                  |          |    |       |       |
| 161E           | ADV MUSC&DANC-GHANAN  | N       | 08-670-200L | ACT 1    |     |     |     | R    | 7:00- 9:50P   | SMB 1659      | LADZEKPO, K.     | 20       | 30 | LG    | 2.0   |
|                | Ethnomusicology 161E, activity 1: Advanced Music and Dance of Ghana         |         |             |          |     |     |     |      |               |               |                  |          |    |       |       |
| 161F           | ADV MUSIC OF INDIA  | N       | 08-671-201L | ACT 1    |     |     |     | T    | 2:00- 6:50P   | SMB 1659      | KAUSHAL, A.      | 25       | 30 | LG    | 2.0   |
|                | Ethnomusicology 161F, activity 1: Advanced Music of India                   |         |             |          |     |     |     |      |               |               |                  |          |    |       |       |
|                |   | N       | 08-671-202L | ACT 2    |     |     |     | MTWR | 10:00- 11:50A | SMB 1846      | HUSAIN, S.       | 15       | 30 | LG    | 2.0   |
|                | Ethnomusicology 161F, activity 2:   |         |             |          |     |     |     |      |               |               |                  |          |    |       |       |
| 161J           | ADV MUSIC OF KOREA  | N       | 08-675-201L | ACT 1    |     |     |     | W    | 2:00- 2:50P   | SMB 1842      | KIM, D.          | 24       | 30 | LG    | 2.0   |
|                | Ethnomusicology 161J, activity 1: Kayagum: Advanced 1 and 2                 |         |             |          |     |     |     |      |               |               |                  |          |    |       |       |
|                |   | N       | 08-675-202L | ACT 2    |     |     |     | W    | 12:00- 12:50P | SMB 1842      | KIM, D.          | 14       | 30 | LG    | 2.0   |
|                | Ethnomusicology 161J, activity 2: Haegum: Advanced 1 and 2                  |         |             |          |     |     |     |      |               |               |                  |          |    |       |       |
|                |   | N       | 08-675-203L | ACT 3    |     |     |     | W    | 3:00- 3:50P   | SMB           | KIM, D.          | 10       | 30 | LG    | 2.0   |
|                | Ethnomusicology 161J, activity 3: Danso: Advanced                           |         |             |          |     |     |     |      |               |               |                  |          |    |       |       |
|                |   | N       | 08-675-204L | ACT 4    |     |     |     | W    | 3:00- 3:50P   | SMB           | KIM, D.          | 8        | 30 | LG    | 2.0   |
|                | Ethnomusicology 161J, activity 4: Komungo: Advanced                         |         |             |          |     |     |     |      |               |               |                  |          |    |       |       |
|                |   | N       | 08-675-205L | ACT 5    |     |     |     | F    | 4:00- 4:50P   | SMB           | KIM, D.          | 8        | 30 | LG    | 2.0   |
|                | Ethnomusicology 161J, activity 5: Daegum - Advanced                         |         |             |          |     |     |     |      |               |               |                  |          |    |       |       |
|                |   | N       | 08-675-206L | ACT 6    |     |     |     | F    | 4:00- 4:50P   | SMB           | KIM, D.          | 7        | 30 | LG    | 2.0   |
|                | Ethnomusicology 161J, activity 6: Piri: Advanced                            |         |             |          |     |     |     |      |               |               |                  |          |    |       |       |
|                |   | N       | 08-675-207L | ACT 7    |     |     |     | W    | 3:00- 3:50P   | SMB           | KIM, D.          | 17       | 30 | LG    | 2.0   |
|                | Ethnomusicology 161J, activity 7: Dance: Advanced Court                     |         |             |          |     |     |     |      |               |               |                  |          |    |       |       |
|                |   | N       | 08-675-208L | ACT 8    |     |     |     | W    | 7:30- 8:20P   | SMB 1659      | KIM, D.          | 70       | 30 | LG    | 2.0   |
|                | Ethnomusicology 161J, activity 8: Samul Nori: Advanced 1 and 2              |         |             |          |     |     |     |      |               |               |                  |          |    |       |       |
|                |   | N       | 08-675-209L | ACT 9    |     |     |     | F    | 5:00- 5:50P   | SMB 1659      | KIM, D.          | 20       | 30 | LG    | 2.0   |
|                | Ethnomusicology 161J, activity 9: Ensemble: Advanced                        |         |             |          |     |     |     |      |               |               |                  |          |    |       |       |
| 161K           | ADV MUSIC OF MEXICO   | N       | 08-676-200L | ACT 1    |     |     |     | M    | 7:00- 9:50P   | SMB 1345      | GUZMAN, J.A.     | 40       | 30 | LG    | 2.0   |
|                | Ethnomusicology 161K, activity 1: Advanced Music of Mexico                  |         |             |          |     |     |     |      |               |               |                  |          |    |       |       |
| 161N           | ADV MUSIC-NEAR EAST   | N       | 08-679-200L | ACT 1    |     |     |     | R    | 7:00- 9:50P   | SMB 1325      | RACY, A.J.       | 20       | 30 | LG    | 2.0   |
|                | Ethnomusicology 161N, activity 1: Advanced Music of the Near East           |         |             |          |     |     |     |      |               |               |                  |          |    |       |       |
| 161P           | ADV MUSIC-AFR AMRCN   | N       | 08-681-200L | ACT 1    |     |     |     | R    | 11:00- 12:50P | SMB 1325      | ROBERSON, J.E.   | 80       | 30 | LG    | 2.0   |
|                | Ethnomusicology 161P, activity 1: Advanced Music of Africa and the Americas |         |             |          |     |     |     |      |               |               |                  |          |    |       |       |
| 161T           | ADV JAZZ ORCHESTRA  | N       | 08-685-201L | ACT 1    |     |     |     | T    | 7:00- 9:50P   | SMB 1345      | HARRISON, C.A.   | 30       | 30 | LG    | 2.0   |
|                | Ethnomusicology 161T, activity 1: Advanced Traditional Jazz Ensemble        |         |             |          |     |     |     |      |               |               |                  |          |    |       |       |
|                |   | N       | 08-685-202L | ACT 2    |     |     |     | R    | 7:00- 9:50P   | SMB 1345      | RODRIGUEZ, B.H.  | 15       | 30 | LG    | 2.0   |
|                | Ethnomusicology 161T, activity 2: Advanced Latin Jazz Ensemble              |         |             |          |     |     |     |      |               |               |                  |          |    |       |       |
|                |   | N       | 08-685-203L | ACT 3    |     |     |     | W    | 5:00- 6:50P   | SMB 1345      | NEWTON, J.W.     | 30       | 30 | LG    | 2.0   |
|                | Ethnomusicology 161T, activity 3: Advanced Contemporary Jazz Ensemble       |         |             |          |     |     |     |      |               |               |                  |          |    |       |       |
|                |   | N       | 08-685-200L | ACT 4    |     |     |     | W    | 5:00- 6:50P   | SMB 1439      | BURRELL, K.E.    | 20       | 30 | LG    | 2.0   |
|                | Ethnomusicology 161T, activity 4: Advanced Fusion Jazz Ensemble             |         |             |          |     |     |     |      |               |               |                  |          |    |       |       |
| 161Z           | ADV OPEN ENSEMBLE   | N       | 08-689-202L | ACT 2    |     |     |     | W    | 7:00- 9:50P   | SMB 1439      | BRUNDAGE, K.     | 20       | 30 | LG    | 2.0   |
|                | Ethnomusicology 161Z, activity 2:   |         |             |          |     |     |     |      |               |               |                  |          |    |       |       |
|                |   | N       | 08-689-203L | ACT 3    |     |     |     | T    | 7:00- 9:50P   | SMB 1421      | SEEGER, A.       | 10       | 30 | LG    | 2.0   |
|                | Ethnomusicology 161Z, activity 3:   |         |             |          |     |     |     |      |               |               |                  |          |    |       |       |
| 162            | ADV MUSIC INSTRUCTN   | N       | 08-692-201L | STU 1    |     |     |     |      | UNSCHE        |               | DJEDJE, J.C.     | 5        | 30 | LG    | 2.0   |
|                | Ethnomusicology 162, activity 1: Advanced Music Instruction                 |         |             |          |     |     |     |      |               |               |                  |          |    |       |       |
| C176           | PSYCH OF FILM MUSIC   | N       | 08-756-200L | LEC 1    |     |     |     | TR   | 1:00- 2:50P   | SMB 1344      | KENDALL, R.A.    | 35       | 30 | LG    | 4.0   |



| CATALOG NUMBER | COURSE TITLE                            | ENF REQ | ID          | CLS NUMB | TYP | SEC | FEE | DAYS | TIME          | BUILDING/ROOM | INSTRUCTOR      | ENRL CAP | XC | GD TP | UNITS       |
|----------------|---|---------|-------------|----------|-----|-----|-----|------|---------------|---------------|-----------------|----------|----|-------|-------------|
| 188A           | SPECIAL COURSES                         | N       | 38-829-200L | LEC      | 1   |     |     | F    | 1:00- 3:50P   | MELNITZ 1410A | SWEENEY, E.B.   | 12       | 30 | SO    | 4.0         |
|                |   |         |             |          |     |     |     |      |               |               |                 |          |    |       |             |
| 188B           | ART&TECH-FILMMAKING                     | N       | 38-830-200L | LEC      | 1   |     |     | W    | 4:00- 6:50P   | HAINES 39     | NUSE, D.        | 220      | 09 | SO    | 4.0         |
|                |   |         |             |          |     |     |     |      |               |               |                 |          |    |       |             |
| 188E           | DIGITAL CINEMA                          | N       | 38-838-200L | LEC      | 1   |     |     | T    | 7:00- 9:50P   | MELNITZ 1422A | THE STAFF       | 70       | 30 | SO    | 4.0         |
| 194            | INTERNSHIP SEMINAR                      | N       | 38-864-200L | SEM      | 1   |     |     | W    | 5:00- 6:50P   | PUB AFF 1284  |                 | 40       | 30 | LG    | 2.0         |
|                |   |         |             |          |     |     |     |      |               |               |                 |          |    |       |             |
| 200            | SEM-BIBLIOG&RESRCH                      | N       | 38-001-200L | SEM      | 1   |     |     | W    | 10:00- 12:50P | MELNITZ 2410  | KUNTZ, J.A.     | 15       | 30 | LG    | 6.0         |
|                |   |         |             |          |     |     |     |      |               |               |                 |          |    |       |             |
| 206A           | SEM-EUROP FILM HIST                     | N       | 38-036-200L | SEM      | 1   |     |     | T    | 5:00- 6:50P   | MELNITZ 1409  | BERGSTROM, J.L. | 15       | 30 | SO    | 6.0         |
|                |   |         |             |          |     |     |     |      |               |               |                 |          |    |       |             |
| 206C           | SEM-AMRCN FILM HIST                     | N       | 38-038-200L | SEM      | 1   |     |     | R    | 10:00- 12:50P | MELNITZ 2410  | FIELD, A.N.     | 20       | 30 | LG    | 6.0         |
|                |   |         |             |          |     |     |     |      |               |               |                 |          |    |       |             |
| 215            | SEM-THEORY&METHOD                       | N       | 38-090-200L | SEM      | 1   |     |     | F    | 10:00- 12:50P | MELNITZ 2410  | CALDWELL, J.T.  | 15       | 30 | SO    | 6.0         |
|                |   |         |             |          |     |     |     |      |               |               |                 |          |    |       |             |
| 217A           | SEM-AMERICN TV HIST                     | N       | 38-102-202L | SEM      | 2   |     |     | W    | 6:00- 9:50P   | MELNITZ 2568B | FRIEND, M.H.    | 20       | 30 | LG    | 6.0         |
|                |   |         |             |          |     |     |     |      |               |               |                 |          |    |       |             |
| 218            | SEM-CLTR&MEDIA&SCTYN                    | N       | 38-108-200L | SEM      | 1   |     |     | M    | 5:00- 6:50P   | MELNITZ 1409  | GABRIEL, T.H.   | 18       | 30 | LG    | 6.0         |
|                |   |         |             |          |     |     |     |      |               |               |                 |          |    |       |             |
| 220            | SEM-TELEVSN&SOCIETY                     | N       | 38-120-200L | SEM      | 1   |     |     | T    | 1:00- 3:50P   | MELNITZ 2410  | MANN, D.R.      | 20       | 30 | SO    | 6.0         |
|                |   |         |             |          |     |     |     |      |               |               |                 |          |    |       |             |
| 222            | SEM-FILM GENRES                         | N       | 38-132-200L | SEM      | 1   |     |     | T    | 3:00- 4:50P   | MELNITZ 1409  | FIELD, A.N.     | 20       | 30 | SO    | 6.0         |
|                |   |         |             |          |     |     |     |      |               |               |                 |          |    |       |             |
| 246            | SEM-ELCTRNC CULTURE                     | N       | 38-276-201L | SEM      | 1   |     |     | R    | 1:00- 3:50P   | MELNITZ 2410  | MAMBER, S.D.    | 15       | 30 | LG    | 6.0         |
|                |   |         |             |          |     |     |     |      |               |               |                 |          |    |       |             |
| 274            | SEM-RESEARCH DESIGN                     | N       | 38-444-200L | SEM      | 1   |     |     | M    | 10:00- 12:50P | MELNITZ 2410  | BROWNE, N.K.    | 15       | 30 | SO    | 6.0         |
|                |   |         |             |          |     |     |     |      |               |               |                 |          |    |       |             |
| 283A           | DVLP COMEDY SERIES                      | N       | 38-498-200L | SEM      | 1   |     |     | T    | 7:00- 9:50P   | BUNCHE 2160   |                 | 40       | 30 | LG    | 4.0         |
|                |   |         |             |          |     |     |     |      |               |               |                 |          |    |       |             |
| 283B           | WRTNG TV CMDY SCRPT                     | N       | 38-499-201L | SEM      | 1   |     |     | R    | 10:00- 12:50P | BUNCHE A152   |                 | 20       | 30 | LG    | 4.0         |
|                |   |         |             |          |     |     |     |      |               |               |                 |          |    |       |             |
| 284A           | DVLPNG DRAMA SERIES                     | N       | 38-504-200L | SEM      | 1   |     |     | W    | 7:00- 9:50P   | BUNCHE A152   |                 | 20       | 23 | LG    | 4.0         |
|                |   |         |             |          |     |     |     |      |               |               |                 |          |    |       |             |
| 287A           | ART OF PRODUCING I                      | N       | 38-466-200L | SEM      | 1   |     |     | R    | 4:00- 6:50P   | MELNITZ 2410  |                 | 15       | 30 | SO    | 4.0         |
|                |   |         |             |          |     |     |     |      |               |               |                 |          |    |       |             |
| 288A           | FEAT FILM DEVL P I                      | N       | 38-528-200L | LEC      | 1   |     |     | W    | 7:00- 9:50P   | BUNCHE 1221A  | BABYAK, B.S.    | 30       | 30 | SO    | 4.0         |
|                |   |         |             |          |     |     |     |      |               |               |                 |          |    |       |             |
| 289A           | BUSNSS PRAC-FILM&TV                     | N       | 38-534-200L | DIS      | 1   |     |     | M    | 7:00- 9:50P   | PUB AFF 1246  | SUBER, H.       | 80       | 30 | SO    | 4.0         |
| 290A           | RESEARCH & DEV 1                        | N       | 38-540-200L | SEM      | 1   |     |     | T    | 7:00- 9:50P   | PUB AFF 1256  | BABYAK, B.S.    | 30       | 30 | SO    | 4.0         |
|                |   |         |             |          |     |     |     |      |               |               |                 |          |    |       |             |
| 292A           | NETWORK TV MANAGMNTN                    | N       | 38-552-202L | LEC      | 2   |     |     | R    | 7:30- 10:20P  | PUB AFF 1246  |                 | 80       | 30 | SO    | 4.0         |
|                |   |         |             |          |     |     |     |      |               |               |                 |          |    |       |             |
| 295B           | PRODUCING WORKSHOP                      | N       | 38-571-201L | LEC      | 1   |     |     | W    | 7:00- 9:50P   | PUB AFF 1256  |                 | 30       | 30 | SO    | 4.0         |
|                |   |         |             |          |     |     |     |      |               |               |                 |          |    |       |             |
| 298A           | SPECIAL STUDIES                         | N       | 38-588-200L | DIS      | 1   |     |     | T    | 7:00- 9:50P   | PUB AFF 1246  | WOLPERT, R.E.   | 80       | 30 | SO    | 2.0-4.0     |
|                |   |         |             |          |     |     |     |      |               |               |                 |          |    |       |             |
|                |   |         |             |          |     |     |     | TR   | 9:00- 11:50A  | MELNITZ 1451B | SALVI, D.N.     | 21       | 30 | SO    | 2.0-4.0     |
|                |   |         |             |          |     |     |     |      |               |               |                 |          |    |       |             |
|                | Film and Television 298A, discussion 2: |         |             |          |     |     |     | TR   | 9:00- 11:50A  | MELNITZ       |                 | 21       | 30 | SO    | 2.0-4.0     |
|                |   |         |             |          |     |     |     |      |               |               |                 |          |    |       |             |
|                | Film and Television 298A, discussion 3: |         |             |          |     |     |     | W    | 1:00- 3:50P   | MELNITZ 2536  | WOHL, M.P.      | 12       | 30 | SO    | 2.0-4.0     |
|                |   |         |             |          |     |     |     |      |               |               |                 |          |    |       |             |
|                | Film and Television 298A, discussion 4: |         |             |          |     |     |     | F    | 1:00- 3:50P   | MELNITZ       | SWEENEY, E.B.   | 12       | 30 | SO    | 2.0-4.0     |
|                |   |         |             |          |     |     |     |      |               |               |                 |          |    |       |             |
|                | Film and Television 298A, discussion 5: |         |             |          |     |     |     | W    | 4:00- 5:50P   | MELNITZ 2536  | BURKE, J.A.     | 15       | 30 | SO    | 2.0-4.0     |
|                |   |         |             |          |     |     |     |      |               |               |                 |          |    |       |             |
| 298B           | SPECIAL STUDIES                         | N       | 38-589-200L | DIS      | 1   |     |     | R    | 3:00- 5:50P   | BUNCHE 2150   |                 | 15       | 30 | SO    | 2.0-4.0     |
|                |   |         |             |          |     |     |     |      |               |               |                 |          |    |       |             |
|                | Film and Television 298B, discussion 1: |         |             |          |     |     |     | W    | 3:30- 5:50P   | MELNITZ 1422A | KELLY, R.M.     | 20       | 30 | LG    | 4.0         |
| 401            | FILM ANLY-FILMMAKRS                     | N       | 38-602-200L | LEC      | 1   |     |     | W    | 3:30- 5:50P   | MELNITZ 1422A | KELLY, R.M.     | 20       | 30 | LG    | 4.0         |
|                |   |         |             |          |     |     |     |      |               |               |                 |          |    |       |             |
| 402A           | ADV NARR DIR WRKSH P                    | N       | 38-604-200L | LAB      | 1   |     |     | T    | 5:00- 6:50P   | MELNITZ 1422A |                 | 25       | 30 | LG    | 4.0/6.0/8.0 |
|                |   |         |             |          |     |     |     |      |               |               |                 |          |    |       |             |
|                |   |         |             |          |     |     |     | M    | 2:00- 7:50P   | MELNITZ 1439A | KELLY, R.M.     | 25       | 30 | LG    | 4.0/6.0/8.0 |
|                |   |         |             |          |     |     |     |      |               |               |                 |          |    |       |             |
| 403A           | ADV DOCUMNTRY WKSH P                    | N       | 38-608-200L | LEC      | 1   |     |     | T    | 4:00- 6:50P   | MELNITZ 2586B |                 | 15       | 30 | SO    | 4.0-8.0     |
|                |   |         |             |          |     |     |     |      |               |               |                 |          |    |       |             |
| 410A           | SYMPOSIUM                               | N       | 38-624-201L | SEM      | 1   |     |     | R    | 6:00- 7:50P   | MELNITZ 1451B | SMITH, B.J.     | 21       | 30 | LG    | 2.0         |
|                |   |         |             |          |     |     |     |      |               |               |                 |          |    |       |             |
| 410B           | CINEMATOGRAPHY                          | N       | 38-625-200L | SEM      | 1   |     |     | M    | 9:00- 1:50P   | MELNITZ 1439A | MCDONALD, W.    | 21       | 30 | LG    | 2.0         |
|                |   |         |             |          |     |     |     |      |               |               |                 |          |    |       |             |
| 410C           | POSTPRODUCTION                          | N       | 38-626-200L | SEM      | 1   |     |     | W    | 7:00- 9:50P   | MELNITZ 2586B | GOOD, T.A.      | 21       | 30 | LG    | 2.0         |
|                |   |         |             |          |     |     |     |      |               |               |                 |          |    |       |             |
| 410D           | POSTPRODUCTN SOUND                      | N       | 38-627-200L | SEM      | 1   |     |     | T    | 2:00- 4:50P   | MELNITZ 1410A | MARIN, E.       | 21       | 30 | LG    | 2.0         |
|                |   |         |             |          |     |     |     |      |               |               |                 |          |    |       |             |
|                |   |         |             |          |     |     |     | T    | 6:00- 8:50P   | MELNITZ 1410A |                 | 21       | 30 | LG    | 2.0         |
|                |   |         |             |          |     |     |     |      |               |               |                 |          |    |       |             |
| 417            | LIGHTNG FOR FILM&TV                     | N       | 38-634-200L | LEC      | 1   |     |     | R    | 9:00- 2:50P   | MELNITZ 1439A | MCDONALD, W.    | 15       | 30 | LG    | 4.0         |
|                |   |         |             |          |     |     |     |      |               |               |                 |          |    |       |             |
| C420           | DIGITAL CINEMTOGPHY                     | N       | 38-640-200L | LEC      | 1   |     |     | T    | 9:30- 12:50P  | MELNITZ 1439A | DENOVE, T.F.    | 20       | 30 | LG    | 4.0         |
|                |   |         |             |          |     |     |     |      |               |               |                 |          |    |       |             |
| 423A           | DRCTN-ACTRS-FILM&TV                     | N       | 38-646-201L | LAB      | 1   |     |     | T    | 1:00- 3:50P   | MELNITZ 1451B | SALVI, D.N.     | 10       | 30 | SO    | 4.0         |
|                |   |         |             |          |     |     |     |      |               |               |                 |          |    |       |             |
| 431            | FILM&TV SCREENWRTNGN                    | N       | 38-662-201L | LEC      | 1   |     |     | M    | 2:00- 4:50P   | MELNITZ 2589  | ACKERMAN, H.L.  | 12       | 30 | SO    | 4.0         |
|                |   |         |             |          |     |     |     |      |               |               |                 |          |    |       |             |
|                |   |         |             |          |     |     |     | T    | 2:00- 4:50P   | MELNITZ 2589  | ACKERMAN, H.L.  | 12       | 30 | SO    | 4.0         |
|                |   |         |             |          |     |     |     |      |               |               |                 |          |    |       |             |
|                |   |         |             |          |     |     |     | R    | 10:00- 12:50P | MELNITZ 2589  | CASTRO, P.      | 20       | 30 | SO    | 4.0         |
|                |   |         |             |          |     |     |     |      |               |               |                 |          |    |       |             |

| CATALOG NUMBER | COURSE TITLE         | ENF REQ                      | CLS ID      | NUM | TYP | SEC | FEE | DAYS | TIME          | BUILDING/ROOM | INSTRUCTOR     | ENRL CAP | XC | GD TP | UNITS    |
|----------------|----------------------|------------------------------|-------------|-----|-----|-----|-----|------|---------------|---------------|----------------|----------|----|-------|----------|
|                |                      | N                            | 38-662-204L | LEC | 4   |     |     | M    | 7:00- 9:50P   | MELNITZ 2589  | VOORHEES, L.   | 20       | 30 | SO    | 4.0      |
|                |                      | RESTRICT: INSTRUCTOR CONSENT |             |     |     |     |     |      |               |               |                |          |    |       |          |
| 433            | WRTNG SHRT SCRNPAYN  | N                            | 38-666-200L | LEC | 1   |     |     | R    | 1:00- 3:50P   | MELNITZ 2589  | GAZDAG, G.     | 20       | 30 | LG    | 4.0      |
|                |                      | RESTRICT: INSTRUCTOR CONSENT |             |     |     |     |     |      |               |               |                |          |    |       |          |
|                |                      | N                            | 38-666-201L | LEC | 2   |     |     | R    | 1:00- 3:50P   | MELNITZ 2457  | DELL'AMICO, D. | 20       | 30 | LG    | 4.0      |
|                |                      | RESTRICT: INSTRUCTOR CONSENT |             |     |     |     |     |      |               |               |                |          |    |       |          |
| 434            | ADV SCREENWRITING    | N                            | 38-668-201L | DIS | 1   |     |     | T    | 7:00- 9:50P   | ROLFE 3106    | ACKERMAN, H.L. | 10       | 30 | LG    | 8.0      |
|                |                      | RESTRICT: INSTRUCTOR CONSENT |             |     |     |     |     |      |               |               |                |          |    |       |          |
|                |                      | N                            | 38-668-202L | DIS | 2   |     |     | M    | 7:00- 9:50P   | MACGOWN 2310C | WALTER, R.     | 10       | 30 | LG    | 8.0      |
|                |                      | RESTRICT: INSTRUCTOR CONSENT |             |     |     |     |     |      |               |               |                |          |    |       |          |
|                |                      | N                            | 38-668-203L | DIS | 3   |     |     | T    | 2:00- 5:50P   | ROLFE 3131    | VOORHEES, L.   | 12       | 30 | LG    | 8.0      |
|                |                      | RESTRICT: INSTRUCTOR CONSENT |             |     |     |     |     |      |               |               |                |          |    |       |          |
|                |                      | N                            | 38-668-204L | DIS | 4   |     |     | W    | 2:00- 4:50P   | ROLFE 3123    | ALBAUGH, T.T.  | 10       | 30 | LG    | 8.0      |
|                |                      | RESTRICT: INSTRUCTOR CONSENT |             |     |     |     |     |      |               |               |                |          |    |       |          |
|                |                      | N                            | 38-668-205L | DIS | 5   |     |     | W    | 7:00- 9:50P   | ROLFE 3106    | STRAIN, J.A.   | 10       | 30 | LG    | 8.0      |
|                |                      | RESTRICT: INSTRUCTOR CONSENT |             |     |     |     |     |      |               |               |                |          |    |       |          |
|                |                      | N                            | 38-668-207L | DIS | 7   |     |     | R    | 4:00- 6:50P   | MELNITZ 2589  | CASTRO, P.     | 10       | 30 | LG    | 8.0      |
|                |                      | RESTRICT: INSTRUCTOR CONSENT |             |     |     |     |     |      |               |               |                |          |    |       |          |
| 435            | SHT FLM&TV SCRNPAYN  | N                            | 38-670-200L | DIS | 1   |     |     | W    | 7:00- 9:50P   | BUNCHE 2156   | GONZALEZ, A.P. | 20       | 30 | LG    | 4.0      |
|                |                      | RESTRICT: INSTRUCTOR CONSENT |             |     |     |     |     |      |               |               |                |          |    |       |          |
|                |                      | N                            | 38-670-201L | DIS | 2   |     |     | M    | 1:00- 3:50P   | PUB AFF 2292  | GONZALEZ, A.P. | 15       | 30 | LG    | 4.0      |
|                |                      | RESTRICT: INSTRUCTOR CONSENT |             |     |     |     |     |      |               |               |                |          |    |       |          |
|                |                      | N                            | 38-670-202L | DIS | 3   |     |     | W    | 7:00- 9:50P   | BUNCHE 2168   | GARY, G.E.     | 20       | 30 | LG    | 4.0      |
|                |                      | RESTRICT: INSTRUCTOR CONSENT |             |     |     |     |     |      |               |               |                |          |    |       |          |
| C452C          | DGTL AUDIO PST-PROD  | N                            | 38-703-201L | LEC | 1   |     |     | W    | 1:00- 3:50P   | MELNITZ 2548B |                | 20       | 30 | LG    | 4.0      |
|                |                      | RESTRICT: INSTRUCTOR CONSENT |             |     |     |     |     |      |               |               |                |          |    |       |          |
| C454B          | ADV FILM EDITING     | N                            | 38-709-200L | LEC | 1   |     |     | R    | 7:00- 9:50P   | MELNITZ 2586B |                | 20       | 30 | LG    | 4.0      |
|                |                      | RESTRICT: INSTRUCTOR CONSENT |             |     |     |     |     |      |               |               |                |          |    |       |          |
| 459B           | DIRECTING-FILM&TV    | N                            | 38-719-200L | LEC | 1   |     |     | W    | 9:00- 11:50A  | MELNITZ 1451B |                | 20       | 30 | SO    | 4.0      |
|                |                      | RESTRICT: INSTRUCTOR CONSENT |             |     |     |     |     |      |               |               |                |          |    |       |          |
| 483A           | ADV COMP ANIMATION   | N                            | 38-767-200L | LEC | 1   |     |     | MW   | 7:00- 9:50P   | MELNITZ 2487  | LETTERA, V.M.  | 25       | 30 | LG    | 4.0-8.0  |
|                |                      | RESTRICT: INSTRUCTOR CONSENT |             |     |     |     |     |      |               |               |                |          |    |       |          |
| 484A           | VISUAL ORG FOR ANIM  | N                            | 38-768-200L | LEC | 1   |     |     | F    | 10:30- 2:50P  | MELNITZ 2487  | VILPPU, G.V.   | 45       | 30 | LG    | 4.0      |
|                |                      | RESTRICT: INSTRUCTOR CONSENT |             |     |     |     |     |      |               |               |                |          |    |       |          |
| 488A           | INTERACTIVE ANIMATN  | N                            | 38-776-200L | LEC | 1   |     |     | TR   | 4:00- 6:50P   | MELNITZ 2487  | OKIMURA, L.C.  | 25       | 30 | LG    | 4.0-8.0  |
|                |                      | RESTRICT: INSTRUCTOR CONSENT |             |     |     |     |     |      |               |               |                |          |    |       |          |
| 488B           | ADV INTERACT ANIMTN  | N                            | 38-777-200L | LEC | 1   |     |     | R    | 1:00- 3:50P   | MELNITZ 2487  | WARD, D.A.     | 25       | 30 | LG    | 4.0-8.0  |
|                |                      | RESTRICT: INSTRUCTOR CONSENT |             |     |     |     |     |      |               |               |                |          |    |       |          |
| 489A           | CMPTR ANMTN-FILM&VID | N                            | -----       | LEC | 1   |     |     | M    | 1:00- 3:50P   | MELNITZ 2585  | MERCER, C.L.   | 25       | 30 | LG    | 4.0-8.0  |
|                |                      | RESTRICT: INSTRUCTOR CONSENT |             |     |     |     |     |      |               |               |                |          |    |       |          |
| 495A           | TEACHNG FILM AND TV  | N                            | 38-778-201L | LAB | 1A  |     |     | M    | 10:00- 12:50P | MELNITZ 2585  |                | 25       |    |       | 0.0      |
|                |                      | RESTRICT: INSTRUCTOR CONSENT |             |     |     |     |     |      |               |               |                |          |    |       |          |
| 496            | TEACHING FILM&TV     | N                            | 38-792-200L | DIS | 1   |     |     | F    | 1:00- 3:50P   | MELNITZ 2410  | BROWNE, N.K.   | 20       | 30 | SU    | 2.0      |
|                |                      | RESTRICT: INSTRUCTOR CONSENT |             |     |     |     |     |      |               |               |                |          |    |       |          |
| 498            | PRFSN INTRN-FILM&TV  | N                            | 38-796-200L | TUT | 1   |     |     | T    | 5:00- 6:50P   | BUNCHE 3156   | HARRIS, B.U.   | 20       | 30 | SO    | 4.0-12.0 |
|                |                      | RESTRICT: INSTRUCTOR CONSENT |             |     |     |     |     |      |               |               |                |          |    |       |          |

FRENCH AND FRANCOPHONE STUDIES

French

Per-unit instructional enhancement fees assessed on most S undergraduate on-tutorial classes See the Miscellaneous Fee Chart at <http://www.registrar.ucla.edu/fees/fees.html> for amounts Enrollment French thru contingent or proper placement is determined by the results of the departmental placement examination to be given Tuesday, June 8, 2010, from 2:00 p.m. to 5:00 p.m. in Royce Hall (photo required). For those who miss the placement examination on June 8, it will be offered a fair Monday, September 20, 2010, from 2:00 p.m. to 4:00 p.m. in Royce Hall (photo required). (1) Students with one or more years of high school French MUST present placement examination scores on the first day of class. (2) Students who have taken the AP examination and received a score of 3 or higher need not take the departmental placement examination but should consult the JCL General Catalog for credit equivalencies. (3) Students who have never had high school French may pre-rolld French without taking the placement examination but should consult the JCL General Catalog for credit equivalencies. (4) Transfer students who have had French at another college should check their degree progress report for credit equivalencies granted on admission (see counselors in A316 Murphy Hall or call 310-825-3382).

|     |   |                               |             |     |    |  |  |       |               |              |                 |     |    |    |     |
|-----|---|-------------------------------|-------------|-----|----|--|--|-------|---------------|--------------|-----------------|-----|----|----|-----|
| 1   | ELEMENTARY FRENCH                               | Y                             | 36-003-201L | LEC | 1  |  |  | MTWRF | 9:00- 9:50A   | HAINES A24   |                 | 25  | 21 | SO | 4.0 |
|     |   | Y                             | 36-003-202L | LEC | 2  |  |  | MTWRF | 10:00- 10:50A | HAINES A24   |                 | 25  | 21 | SO | 4.0 |
|     |   | Y                             | 36-003-203L | LEC | 3  |  |  | MTWRF | 11:00- 11:50A | HAINES A24   | JANSMA, K.      | 25  | 21 | SO | 4.0 |
|     |   | Y                             | 36-003-204L | LEC | 4  |  |  | MTWRF | 11:00- 11:50A | ROYCE 152    |                 | 25  | 21 | SO | 4.0 |
|     |   | Y                             | 36-003-205L | LEC | 5  |  |  | MTWRF | 12:00- 12:50P | HAINES A24   |                 | 25  | 21 | SO | 4.0 |
|     |   | Y                             | 36-003-206L | LEC | 6  |  |  | MTWRF | 1:00- 1:50P   | HAINES A24   | JANSMA, K.      | 25  | 21 | SO | 4.0 |
| 2   | ELEMENTARY FRENCH                               | Y                             | 36-006-201L | LEC | 1  |  |  | MTWRF | 10:00- 10:50A | HAINES A74   |                 | 25  | 22 | SO | 4.0 |
|     |   | Y                             | 36-006-202L | LEC | 2  |  |  | MTWRF | 11:00- 11:50A | HAINES A74   |                 | 25  | 22 | SO | 4.0 |
| 3   | ELEMENTARY FRENCH                               | Y                             | 36-009-201L | LEC | 1  |  |  | MTWRF | 10:00- 10:50A | ROYCE 152    |                 | 25  | 23 | SO | 4.0 |
|     |   | Y                             | 36-009-202L | LEC | 2  |  |  | MTWRF | 11:00- 11:50A | HAINES A82   |                 | 25  | 23 | SO | 4.0 |
|     |   | Y                             | 36-009-203L | LEC | 3  |  |  | MTWRF | 12:00- 12:50P | HAINES A74   | JANSMA, K.      | 25  | 23 | SO | 4.0 |
| 4   | INTERMEDIATE FRENCH                             | Y                             | 36-012-201L | LEC | 1  |  |  | MTWF  | 10:00- 10:50A | HAINES A82   |                 | 25  | 03 | SO | 4.0 |
|     |   | Y                             | 36-012-202L | LEC | 2  |  |  | MTWF  | 11:00- 11:50A | BUNCHE 3123  |                 | 25  | 04 | SO | 4.0 |
|     |   | Y                             | 36-012-203L | LEC | 3  |  |  | MTWF  | 12:00- 12:50P | ROYCE 152    |                 | 25  | 05 | SO | 4.0 |
| 5   | INTERMEDIATE FRENCH                             | Y                             | 36-015-201L | LEC | 1  |  |  | MTWF  | 10:00- 10:50A | MS 5233      |                 | 25  | 03 | SO | 4.0 |
|     |   | Y                             | 36-015-202L | LEC | 2  |  |  | MTWF  | 12:00- 12:50P | BUNCHE 3164  | JANSMA, K.      | 25  | 05 | SO | 4.0 |
| 6   | INTERMEDIATE FRENCH                             | Y                             | 36-018-201L | LEC | 1  |  |  | MTWF  | 10:00- 10:50A | BUNCHE 1221A |                 | 25  | 03 | SO | 4.0 |
|     |   | Y                             | 36-018-202L | LEC | 2  |  |  | MTWF  | 12:00- 12:50P | BUNCHE 3153  | JANSMA, K.      | 25  | 05 | SO | 4.0 |
| 12  | INTR-FRN&FRNCPH LIT                             | Y                             | 36-036-200L | LEC | 1  |  |  | MW    | 10:00- 11:50A | ROYCE 154    | STEFANOVSKA, M. | 40  | 30 | SO | 5.0 |
| 19  | FIAT LUX FRSHMN SEM                             | Y                             | 36-057-200L | SEM | 1  |  |  | T     | 3:00- 4:50P   | PUB AFF 2319 | COLEMAN, P.J.   | 20  | 30 | PN | 1.0 |
|     |   | RESTRICT: FIRST-YEAR FRESHMEN |             |     |    |  |  |       |               |              |                 |     |    |    |     |
|     | French 19, seminar 1: Existential Hero          | Y                             | 36-057-201L | SEM | 2  |  |  | T     | 2:00- 3:50P   | PUB AFF 1264 | THOMAS, D.R.    | 20  | 30 | PN | 1.0 |
|     |   | RESTRICT: FIRST-YEAR FRESHMEN |             |     |    |  |  |       |               |              |                 |     |    |    |     |
|     | French 19, seminar 2: Africa in Global Contexts | Y                             | 36-057-201L | SEM | 2  |  |  | T     | 2:00- 3:50P   | PUB AFF 1264 | THOMAS, D.R.    | 20  | 30 | PN | 1.0 |
| 41  | FRENCH CINEMA&CULTRY                            | Y                             | 236-123-201 | DIS | 1A |  |  | F     | 9:00- 9:50A   | HAINES 110   | GANS, E.L.      | 120 | 30 | SO | 5.0 |
|     |   | Y                             | 236-123-202 | DIS | 1B |  |  | F     | 10:00- 10:50A | HAINES A28   |                 | 20  |    |    | 0.0 |
|     |   | Y                             | 236-123-203 | DIS | 1C |  |  | F     | 11:00- 11:50A | PUB AFF 1278 |                 | 20  |    |    | 0.0 |
|     |   | Y                             | 236-123-204 | DIS | 1D |  |  | F     | 10:00- 10:50A | HAINES A76   |                 | 20  |    |    | 0.0 |
|     |   | Y                             | 236-123-205 | DIS | 1E |  |  | F     | 11:00- 11:50A | HAINES 110   |                 | 20  |    |    | 0.0 |
|     |   | Y                             | 236-123-206 | DIS | 1F |  |  | F     | 12:00- 12:50P | PUB AFF 2242 |                 | 20  |    |    | 0.0 |
| 100 | WRITTEN EXPRESSION                              | Y                             | 36-301-200L | LEC | 1  |  |  | MW    | 12:00- 1:15P  | BUNCHE 2181  | CARRON, J.      | 20  | 30 | SO | 5.0 |
| 108 | ADV PRCTCL TRANSLTN                             | Y                             | 36-350-200L | LEC | 1  |  |  | TR    | 12:30- 1:45P  | HAINES 110   | COLEMAN, P.J.   | 20  | 30 | SO | 4.0 |

| CATALOG NUMBER                                 | COURSE TITLE        | ENF REQ | CLC ID      | NUMB | TYP | SEC | FEE | DAYS | TIME          | BUILDING/ROOM | INSTRUCTOR    | ENRL CAP | XC | GD TP | UNITS |
|--|---------------------|---------|-------------|------|-----|-----|-----|------|---------------|---------------|---------------|----------|----|-------|-------|
| 112  | MDVL FNDTNS-EUR CIV | Y       | 36-372-200L | LEC  | 1   |     |     | MW   | 12:00- 1:15P  | ROYCE 154     | STAHULJAK, Z. | 30       | 30 | SO    | 4.0   |
| 114B   | LIT-17TH&18TH CNTRY | Y       | 36-385-200L | LEC  | 1   |     |     | MW   | 10:00- 11:15A | BUNCHE 3211   | MELZER, S.E.  | 30       | 30 | SO    | 5.0   |
| 116  | RENSNCE CULTURE&LIT | Y       | 36-400-200L | LEC  | 1   |     |     | MW   | 2:00- 3:50P   | HAINES A24    | CARRON, J.    | 30       | 30 | SO    | 4.0   |
| 120  | 20-CENT CULTURE&LIT | Y       | 36-424-200L | LEC  | 1   |     |     | TR   | 2:00- 3:15P   | HAINES A24    | BROZGAL, L.N. | 30       | 30 | SO    | 4.0   |
| 136  | AUTOBIOGRAPHY       | Y       | 36-516-200L | LEC  | 1   |     |     | TR   | 11:00- 12:15P | ROYCE 162     | LIONNET, F.   | 30       | 30 | SO    | 4.0   |
| 167  | INTELLECTUAL HIST   | Y       | 36-702-200L | LEC  | 1   |     |     | MW   | 1:00- 2:15P   | PUB AFF 2238  | MELZER, S.E.  | 30       | 30 | SO    | 4.0   |
| 200  | CNTMPORARY THEORIES | Y       | 36-000-200L | LEC  | 1   |     |     | W    | 2:00- 4:50P   | ROYCE 152     | GANS, E.L.    | 15       | 30 | SO    | 4.0   |
| RESTRICT: GRADUATE STUDENTS                    |                     |         |             |      |     |     |     |      |               |               |               |          |    |       |       |
| 207  | STDS-HIST OF IDEAS  | Y       | 36-042-200L | SEM  | 1   |     |     | R    | 2:00- 4:50P   | ROYCE 152     | LIONNET, F.   | 15       | 30 | SO    | 4.0   |
| RESTRICT: GRADUATE STUDENTS                    |                     |         |             |      |     |     |     |      |               |               |               |          |    |       |       |
| 215  | STUDIES-MIDDLE AGES | Y       | 36-092-200L | SEM  | 1   |     |     | M    | 3:30- 6:20P   | ROYCE 152     | STAHULJAK, Z. | 15       | 30 | SO    | 4.0   |
| RESTRICT: GRADUATE STUDENTS                    |                     |         |             |      |     |     |     |      |               |               |               |          |    |       |       |
| 495  | TCHNG-COLLEGE LEVEL | Y       | 36-790-200L | SEM  | 1   |     |     | W    | 2:00- 4:50P   | ROYCE 236     | JANSMA, K.    | 20       | 30 | SU    | 4.0   |
| RESTRICT: FRENCH,COM LIT,ROMANCE GRAD STUDENTS |                     |         |             |      |     |     |     |      |               |               |               |          |    |       |       |

GENERAL EDUCATION CLUSTERS

Per-unit Instructional Enhancement Fee assessed on most undergraduate on-campus classes. See Miscellaneous Fee Chart at <http://www.registrar.ucla.edu/fees> for amounts. Students in the College of Letters and Science must have satisfied the Writing I requirement by the end of Winter Quarter to be eligible to receive Writing II credit on completion of the year-long cluster sequence.

For GE Clusters M1A-M1B-M1C W students in the College of Letters and Science must have satisfied the Writing requirement by the end of Winter Quarter to be eligible to receive Writing credit on completion of the year-long sequence.

|   |                     |     |       |     |   |  |  |     |               |              |                |     |    |    |     |
|---|---------------------|-----|-------|-----|---|--|--|-----|---------------|--------------|----------------|-----|----|----|-----|
| M1A   | GLOBAL ENVIRONMNT 1 | Y   | ----- | LEC | 1 |  |  | MWF | 11:00- 11:50A | DODD 121     | GILBERT, R.M.  | 160 | 04 | LG | 6.0 |
| SAME AS: ENVIRON M1A  |                     |     |       |     |   |  |  |     |               |              |                |     |    |    |     |
| RESTRICT: FIRST-YEAR FRESHMEN   |                     |     |       |     |   |  |  |     |               |              |                |     |    |    |     |
| Y   | 226-001-201         | DIS | 1A    |     |   |  |  | T   | 9:00- 10:50A  | PUB AFF 1343 |                | 20  |    |    | 0.0 |
| Y   | 226-001-202         | DIS | 1B    |     |   |  |  | T   | 11:00- 12:50P | PUB AFF 1343 |                | 20  |    |    | 0.0 |
| Y   | 226-001-203         | DIS | 1C    |     |   |  |  | T   | 1:00- 2:50P   | PUB AFF 1343 |                | 20  |    |    | 0.0 |
| Y   | 226-001-204         | DIS | 1D    |     |   |  |  | W   | 9:00- 10:50A  | PUB AFF 1343 |                | 20  |    |    | 0.0 |
| Y   | 226-001-205         | DIS | 1E    |     |   |  |  | W   | 1:00- 2:50P   | PUB AFF 2317 |                | 20  |    |    | 0.0 |
| Y   | 226-001-206         | DIS | 1F    |     |   |  |  | W   | 3:00- 4:50P   | PUB AFF 2317 |                | 20  |    |    | 0.0 |
| Y   | 226-001-207         | DIS | 1G    |     |   |  |  | R   | 9:00- 10:50A  | PUB AFF 1343 |                | 20  |    |    | 0.0 |
| Y   | 226-001-208         | DIS | 1H    |     |   |  |  | R   | 11:00- 12:50P | PUB AFF 1343 |                | 20  |    |    | 0.0 |
| For GE Clusters 20A-20B-20C W students in the College of Letters and Science must have satisfied the Writing requirement by the end of Winter Quarter to be eligible to receive Writing credit on completion of the year-long sequence. |                     |     |       |     |   |  |  |     |               |              |                |     |    |    |     |
| 20A   | INTERRCL DYNAMCS-US | Y   | ----- | LEC | 1 |  |  | TR  | 12:30- 1:45P  | DE NEVE P350 | ZHOU, M.       | 240 | 30 | LG | 6.0 |
| RESTRICT: FIRST-YEAR FRESHMEN   |                     |     |       |     |   |  |  |     |               |              |                |     |    |    |     |
| Y   | 226-060-201         | DIS | 1A    |     |   |  |  | T   | 2:00- 3:50P   | COVEL 210    |                | 20  |    |    | 0.0 |
| Y   | 226-060-202         | DIS | 1B    |     |   |  |  | T   | 4:00- 5:50P   | COVEL 210    |                | 20  |    |    | 0.0 |
| Y   | 226-060-203         | DIS | 1C    |     |   |  |  | W   | 9:00- 10:50A  | PUB AFF 2278 |                | 20  |    |    | 0.0 |
| Y   | 226-060-204         | DIS | 1D    |     |   |  |  | W   | 9:00- 10:50A  | PUB AFF 2317 |                | 20  |    |    | 0.0 |
| Y   | 226-060-205         | DIS | 1E    |     |   |  |  | W   | 10:00- 11:50A | COVEL L6B    |                | 20  |    |    | 0.0 |
| Y   | 226-060-206         | DIS | 1F    |     |   |  |  | W   | 11:00- 12:50P | PUB AFF 2278 |                | 20  |    |    | 0.0 |
| Y   | 226-060-207         | DIS | 1G    |     |   |  |  | W   | 11:00- 12:50P | PUB AFF 2317 |                | 20  |    |    | 0.0 |
| Y   | 226-060-208         | DIS | 1H    |     |   |  |  | W   | 12:00- 1:50P  | COVEL L6B    |                | 20  |    |    | 0.0 |
| Y   | 226-060-209         | DIS | 1I    |     |   |  |  | W   | 1:00- 2:50P   | PUB AFF 2278 |                | 20  |    |    | 0.0 |
| Y   | 226-060-210         | DIS | 1J    |     |   |  |  | W   | 3:00- 4:50P   | PUB AFF 2278 |                | 20  |    |    | 0.0 |
| Y   | 226-060-211         | DIS | 1K    |     |   |  |  | T   | 2:00- 3:50P   | COVEL L6B    |                | 20  |    |    | 0.0 |
| Y   | 226-060-212         | DIS | 1L    |     |   |  |  | T   | 4:00- 5:50P   | COVEL L6B    |                | 20  |    |    | 0.0 |
| For GE Clusters 21A-21B-21C W students in the College of Letters and Science must have satisfied the Writing requirement by the end of Winter Quarter to be eligible to receive Writing credit on completion of the year-long sequence. |                     |     |       |     |   |  |  |     |               |              |                |     |    |    |     |
| 21A   | HIST-MODERN THOUGHT | Y   | ----- | LEC | 1 |  |  | MW  | 2:00- 3:15P   | DE NEVE P350 | JACOB, M.C.    | 240 | 07 | LG | 6.0 |
| RESTRICT: FIRST-YEAR FRESHMEN   |                     |     |       |     |   |  |  |     |               |              |                |     |    |    |     |
| Y   | 226-066-201         | DIS | 1A    |     |   |  |  | T   | 9:00- 10:50A  | PUB AFF 2317 |                | 20  |    |    | 0.0 |
| Y   | 226-066-202         | DIS | 1B    |     |   |  |  | T   | 10:00- 11:50A | COVEL 210    |                | 20  |    |    | 0.0 |
| Y   | 226-066-203         | DIS | 1C    |     |   |  |  | T   | 11:00- 12:50P | PUB AFF 2317 |                | 20  |    |    | 0.0 |
| Y   | 226-066-204         | DIS | 1D    |     |   |  |  | T   | 12:00- 1:50P  | COVEL 210    |                | 20  |    |    | 0.0 |
| Y   | 226-066-205         | DIS | 1E    |     |   |  |  | T   | 1:00- 2:50P   | PUB AFF 2317 |                | 20  |    |    | 0.0 |
| Y   | 226-066-206         | DIS | 1F    |     |   |  |  | T   | 1:00- 2:50P   | COVEL 218    |                | 20  |    |    | 0.0 |
| Y   | 226-066-207         | DIS | 1G    |     |   |  |  | T   | 3:00- 4:50P   | PUB AFF 2317 |                | 20  |    |    | 0.0 |
| Y   | 226-066-208         | DIS | 1H    |     |   |  |  | T   | 3:00- 4:50P   | COVEL 218    |                | 20  |    |    | 0.0 |
| Y   | 226-066-209         | DIS | 1I    |     |   |  |  | R   | 9:00- 10:50A  | COVEL 210    |                | 20  |    |    | 0.0 |
| Y   | 226-066-210         | DIS | 1J    |     |   |  |  | R   | 11:00- 12:50P | COVEL 210    |                | 20  |    |    | 0.0 |
| Y   | 226-066-211         | DIS | 1K    |     |   |  |  | W   | 11:00- 12:50P | PUB AFF 1343 |                | 20  |    |    | 0.0 |
| Y   | 226-066-212         | DIS | 1L    |     |   |  |  | R   | 1:00- 2:50P   | PUB AFF 2278 |                | 20  |    |    | 0.0 |
| For GE Clusters 30A-30B-30C W students in the College of Letters and Science must have satisfied the Writing requirement by the end of Winter Quarter to be eligible to receive Writing credit on completion of the year-long sequence. |                     |     |       |     |   |  |  |     |               |              |                |     |    |    |     |
| 30A   | PERSPECTIVE ON MYTH | Y   | ----- | LEC | 1 |  |  | TR  | 3:30- 4:45P   | DE NEVE P350 | KENDRICK, M.G. | 200 | 30 | LG | 6.0 |
| Y   | 226-090-201         | DIS | 1A    |     |   |  |  | W   | 1:00- 2:50P   | PUB AFF 1343 |                | 20  |    |    | 0.0 |
| Y   | 226-090-202         | DIS | 1B    |     |   |  |  | W   | 3:00- 4:50P   | PUB AFF 1343 |                | 20  |    |    | 0.0 |
| Y   | 226-090-203         | DIS | 1C    |     |   |  |  | W   | 2:00- 3:50P   | COVEL L6B    |                | 20  |    |    | 0.0 |
| Y   | 226-090-204         | DIS | 1D    |     |   |  |  | W   | 12:00- 1:50P  | COVEL 210    |                | 20  |    |    | 0.0 |
| Y   | 226-090-205         | DIS | 1E    |     |   |  |  | R   | 1:00- 2:50P   | COVEL L6B    |                | 20  |    |    | 0.0 |
| Y   | 226-090-206         | DIS | 1F    |     |   |  |  | W   | 10:00- 11:50A | COVEL 210    |                | 20  |    |    | 0.0 |
| Y   | 226-090-207         | DIS | 1G    |     |   |  |  | F   | 1:00- 2:50P   | PUB AFF 1343 |                | 20  |    |    | 0.0 |
| Y   | 226-090-208         | DIS | 1H    |     |   |  |  | F   | 11:00- 12:50P | PUB AFF 1343 |                | 20  |    |    | 0.0 |
| Y   | 226-090-209         | DIS | 1I    |     |   |  |  | F   | 10:00- 11:50A | COVEL 210    |                | 20  |    |    | 0.0 |
| Y   | 226-090-210         | DIS | 1J    |     |   |  |  | F   | 1:00- 2:50P   | COVEL 210    |                | 20  |    |    | 0.0 |
| For GE Clusters 60A-60B-60C W students in the College of Letters and Science must have satisfied the Writing requirement by the end of Winter Quarter to be eligible to receive Writing credit on completion of the year-long sequence. |                     |     |       |     |   |  |  |     |               |              |                |     |    |    |     |
| 60A   | AMERICA 1954-1974   | Y   | ----- | LEC | 1 |  |  | TR  | 9:30- 10:45A  | DE NEVE P350 | FINK, R.W.     | 240 | 30 | LG | 6.0 |
| RESTRICT: FIRST-YEAR FRESHMEN   |                     |     |       |     |   |  |  |     |               |              |                |     |    |    |     |
| Y   | 226-180-201         | DIS | 1A    |     |   |  |  | R   | 1:00- 2:50P   | PUB AFF 1343 |                | 20  |    |    | 0.0 |
| Y   | 226-180-202         | DIS | 1B    |     |   |  |  | R   | 2:00- 3:50P   | PUB AFF 2317 |                | 20  |    |    | 0.0 |
| Y   | 226-180-203         | DIS | 1C    |     |   |  |  | R   | 3:00- 4:50P   | PUB AFF 1343 |                | 20  |    |    | 0.0 |
| Y   | 226-180-204         | DIS | 1D    |     |   |  |  | R   | 4:00- 5:50P   | PUB AFF 2317 |                | 20  |    |    | 0.0 |
| Y   | 226-180-205         | DIS | 1E    |     |   |  |  | F   | 9:00- 10:50A  | PUB AFF 2278 |                | 20  |    |    | 0.0 |
| Y   | 226-180-206         | DIS | 1F    |     |   |  |  | F   | 11:00- 12:50P | PUB AFF 2278 |                | 20  |    |    | 0.0 |
| Y   | 226-180-207         | DIS | 1G    |     |   |  |  | F   | 1:00- 2:50P   | PUB AFF 2278 |                | 20  |    |    | 0.0 |
| Y   | 226-180-208         | DIS | 1H    |     |   |  |  | F   | 1:00- 2:50P   | PUB AFF 2317 |                | 20  |    |    | 0.0 |
| Y   | 226-180-209         | DIS | 1I    |     |   |  |  | F   | 3:00- 4:50P   | PUB AFF 2278 |                | 20  |    |    | 0.0 |
| Y   | 226-180-210         | DIS | 1J    |     |   |  |  | F   | 3:00- 4:50P   | PUB AFF 2317 |                | 20  |    |    | 0.0 |
| Y   | 226-180-211         | DIS | 1K    |     |   |  |  | R   | 2:00- 3:50P   | LAKRETZ 120  |                | 20  |    |    | 0.0 |
| Y   | 226-180-212         | DIS | 1L    |     |   |  |  | R   | 4:00- 5:50P   | LAKRETZ 120  |                | 20  |    |    | 0.0 |
| For GE Clusters 66A-66B-66C W students in the College of Letters and Science must have satisfied the Writing requirement by the end of Winter Quarter to be eligible to receive Writing credit on completion of the year-long sequence. |                     |     |       |     |   |  |  |     |               |              |                |     |    |    |     |
| 66A   | LA-THE CLUSTER      | Y   | ----- | LEC | 1 |  |  | MW  | 12:30- 1:45P  | DE NEVE P350 |                | 240 | 05 | LG | 6.0 |
| Y   | 226-198-201         | DIS | 1A    |     |   |  |  | R   | 1:00- 2:50P   | COVEL 210    |                | 20  |    |    | 0.0 |
| Y   | 226-198-202         | DIS | 1B    |     |   |  |  | R   | 3:00- 4:50P   | COVEL 210    |                | 20  |    |    | 0.0 |



| CATALOG NUMBER | COURSE TITLE         | ENF REQ | CLS ID      | NUMB | TYP | SEC | FEE | DAYS | TIME          | BUILDING/ROOM | INSTRUCTOR                       | ENRL CAP | XC | GD TP | UNITS |
|----------------|----------------------|---------|-------------|------|-----|-----|-----|------|---------------|---------------|----------------------------------|----------|----|-------|-------|
| 169            | REMOTE SENSING&GIS   | Y       | 07-676-200L | LEC  | 1   |     |     | TR   | 10:00- 11:50A | PUB AFF       | GILLESPIE, T.W.                  | 40       | 30 | SO    | 4.0   |
| 177            | FIELD METHODS        | Y       | 07-762-200L | LEC  | 1   |     |     | MW   | 4:00- 5:15P   | DODD 161      | OKIN, G.S.                       | 30       | 30 | SO    | 5.0   |
|                |                      |         |             |      |     |     |     |      |               |               | RESTRIC: INSTRUCTOR CONSENT      |          |    |       |       |
| 182A           | SPANISH SOUTH AMER   | Y       | 07-750-200L | LEC  | 1   |     |     | TR   | 2:00- 3:15P   | DODD 161      | BELL, S.A.                       | 100      | 30 | SO    | 4.0   |
| 186            | CONTEMPORARY CHINA   | Y       | 07-772-200L | LEC  | 1   |     |     | MW   | 9:30- 10:45A  | BUNCHE A163   | FAN, C.C.                        | 100      | 02 | SO    | 4.0   |
| C194A          | CONTRVRSY-E SYS SCI  | Y       | 07-865-200L | SEM  | 1   |     |     | M    | 12:00- 12:50P | BUNCHE 1261   |                                  | 0        | 30 | PN    | 1.0   |
| M206           | BIOPHYSICAL MODELNG  | Y       | 07-070-200L | LEC  | 1   |     |     | F    | 9:30- 12:15P  | BUNCHE 1221D  | XUE, Y.                          | 15       | 30 | SO    | 4.0   |
|                |                      |         |             |      |     |     |     |      |               |               | SAME AS: A&O SCI M206            |          |    |       |       |
|                |                      |         |             |      |     |     |     |      |               |               | RESTRIC: GRADUATE STUDENTS       |          |    |       |       |
| 228            | HUMN SECRTY&ENVIRONY | Y       | 07-168-200L | SEM  | 1   |     |     | T    | 11:00- 1:50P  | BUNCHE 1221D  | OKIN, G.S.                       | 15       | 30 | SO    | 4.0   |
|                |                      |         |             |      |     |     |     |      |               |               | RESTRIC: GRADUATE STUDENTS       |          |    |       |       |
| 241            | SEM-POLITICAL GEOG   | Y       | 07-237-200L | SEM  | 1   |     |     | T    | 3:00- 5:50P   | BUNCHE 1221D  | AGNEW, J.A.                      | 15       | 30 | SO    | 4.0   |
|                |                      |         |             |      |     |     |     |      |               |               | RESTRIC: GRADUATE STUDENTS       |          |    |       |       |
| M272           | SPATIAL STATISTICS   | Y       | 07-382-200L | LEC  | 1   |     |     | TR   | 9:30- 10:45A  | GEOLOGY 4660  | PAIK SCHOENBERG, F               | 5        | 30 | SO    | 4.0   |
|                |                      |         |             |      |     |     |     |      |               |               | SAME AS: STATS M222.URBN PL M215 |          |    |       |       |
|                |                      |         |             |      |     |     |     |      |               |               | RESTRIC: GRADUATE STUDENTS       |          |    |       |       |
| 298A           | PHIL ISS-GEOG INQRY  | Y       | 07-551-200L | LEC  | 1   |     |     | W    | 2:00- 4:50P   | BUNCHE 1221D  | BELL, S.A.                       | 15       | 30 | SO    | 4.0   |
|                |                      |         |             |      |     |     |     |      |               |               | RESTRIC: GRADUATE STUDENTS       |          |    |       |       |
| 299C           | QUALITATIVE METHODS  | Y       | 07-596-200L | SEM  | 1   |     |     | R    | 1:00- 3:50P   | BUNCHE 1221D  |                                  | 15       | 30 | SO    | 4.0   |
|                |                      |         |             |      |     |     |     |      |               |               | RESTRIC: GRADUATE STUDENTS       |          |    |       |       |

## GERMANIC LANGUAGES

## Dutch

A per-unit Instructional Enhancement Fee is assessed on most L&S undergraduate nontutorial classes. See the Miscellaneous Fee Chart at <http://www.registrar.ucla.edu/fees/> for fee amounts.

|      |                     |   |             |     |   |  |  |     |               |             |   |    |    |    |     |
|------|---------------------|---|-------------|-----|---|--|--|-----|---------------|-------------|---|----|----|----|-----|
| 19   | FIAT LUX FRSHMN SEM | Y | 16-057-200L | SEM | 1 |  |  | TBA |               |             | KIRSNER, R.S.   | 20 | 30 | PN | 1.0 |
|      |                     |   |             |     |   |  |  |     |               |             | RESTRIC: FIRST-YEAR FRESHMEN  |    |    |    |     |
|      |                     |   |             |     |   |  |  |     |               |             | Dutch 19, seminar 1: Greatest Dutch Author of 20th Century: Willem Frederik Hermans |    |    |    |     |
| 103A | ELEMENTARY DUTCH    | Y | 16-340-200L | LEC | 1 |  |  | MWF | 1:00- 1:50P   | HAINES A82  | BRIER, M.F.   | 25 | 06 | SO | 4.0 |
| 120  | INTRO-DUTCH STUDIES | Y | 16-420-200L | LEC | 1 |  |  | TR  | 11:00- 12:15P | BUNCHE 2168 | KIRSNER, R.S.   | 25 | 13 | SO | 4.0 |

## German

A per-unit Instructional Enhancement Fee is assessed on most L&S undergraduate nontutorial classes. See the Miscellaneous Fee Chart at <http://www.registrar.ucla.edu/fees/> for fee amounts. Students who have taken German elsewhere (without receiving UCLA credit) and wish to take German through must take placement examination on Tuesday, June 8, 2010, from 2:00 p.m. to 5:20 p.m. in Royce Hall. For those who miss the placement examination on June 8, it will be offered again Monday, September 20, 2010, from 2 to 4 p.m. in location to be determined. The next examination will be offered for Winter Quarter 2011 enrollment.

|     |                     |    |             |     |   |  |  |       |               |             |                            |    |    |    |     |
|-----|---------------------|----|-------------|-----|---|--|--|-------|---------------|-------------|----------------------------|----|----|----|-----|
| 1   | ELEMENTARY GERMAN   | Y  | 15-005-201L | DIS | 1 |  |  | MTWRF | 9:00- 9:50A   | ROYCE 152   |                            | 25 | 21 | SO | 4.0 |
|     |                     | Y  | 15-005-202L | DIS | 2 |  |  | MTWRF | 10:00- 10:50A | ROYCE 150   |                            | 25 | 21 | SO | 4.0 |
|     |                     | Y  | 15-005-203L | DIS | 3 |  |  | MTWRF | 11:00- 11:50A | BUNCHE 3178 |                            | 25 | 21 | SO | 4.0 |
|     |                     | Y  | 15-005-204L | DIS | 4 |  |  | MTWRF | 12:00- 12:50P | DODD 154    | TARNAWSKA SENEL, M         | 25 | 21 | SO | 4.0 |
|     |                     | Y  | 15-005-205L | DIS | 5 |  |  | MTWRF | 1:00- 1:50P   | HAINES A74  |                            | 25 | 21 | SO | 4.0 |
| 3   | ELEMENTARY GERMAN   | Y  | 15-015-200L | DIS | 1 |  |  | MTWRF | 11:00- 11:50A | BUNCHE 3143 |                            | 25 | 21 | SO | 4.0 |
| 4   | INTERMEDIATE GERMAN | Y  | 15-020-201L | DIS | 1 |  |  | MTWRF | 10:00- 10:50A | BUNCHE 3153 |                            | 23 | 22 | SO | 4.0 |
|     |                     | Y  | 15-020-202L | DIS | 2 |  |  | MTWRF | 11:00- 11:50A | HAINES A76  |                            | 23 | 22 | SO | 4.0 |
| 6   | INTERMEDIATE GERMAN | Y  | 15-030-201L | DIS | 1 |  |  | MTWR  | 11:00- 11:50A | BUNCHE 3164 |                            | 23 | 22 | SO | 4.0 |
| 140 | LANGUAGE&LINGUISTIC | Y  | 15-540-200L | LEC | 1 |  |  | TR    | 12:30- 1:45P  | BUNCHE 2181 | STEVENS, C.M.              | 25 | 30 | LG | 4.0 |
| 152 | CONVRSTN&COMPOSTN   | 1Y | 15-613-200L | LEC | 1 |  |  | MWF   | 1:00- 1:50P   | ROYCE 152   | TARNAWSKA SENEL, M         | 25 | 30 | SO | 4.0 |
| 170 | GOETHE              | Y  | 15-721-200L | LEC | 1 |  |  | TR    | 9:30- 10:45A  | BUNCHE 2178 | NEHRING, W.                | 25 | 30 | LG | 4.0 |
| 204 | E MODERN GERMAN LIT | Y  | 15-049-200L | LEC | 1 |  |  | T     | 2:00- 4:50P   | HAINES A74  |                            | 15 | 30 | LG | 4.0 |
|     |                     |    |             |     |   |  |  |       |               |             | RESTRIC: GRADUATE STUDENTS |    |    |    |     |
| 232 | OLD HIGH GERMAN     | Y  | 15-226-200L | DIS | 1 |  |  | R     | 3:00- 5:50P   | HAINES A74  | STEVENS, C.M.              | 15 | 30 | SO | 4.0 |
|     |                     |    |             |     |   |  |  |       |               |             | RESTRIC: GRADUATE STUDENTS |    |    |    |     |
| 495 | FOREIGN LANG PEDGOG | Y  | 15-793-200L | SEM | 1 |  |  | R     | 2:00- 4:50P   | ROLFE 3123  | TARNAWSKA SENEL, M         | 10 | 30 | SU | 4.0 |
|     |                     |    |             |     |   |  |  |       |               |             | RESTRIC: GRADUATE STUDENTS |    |    |    |     |

## Yiddish

A per-unit Instructional Enhancement Fee is assessed on most L&S undergraduate nontutorial classes. See the Miscellaneous Fee Chart at <http://www.registrar.ucla.edu/fees/> for fee amounts.

|      |                     |   |             |     |   |  |  |    |               |             |             |    |    |    |     |
|------|---------------------|---|-------------|-----|---|--|--|----|---------------|-------------|-------------|----|----|----|-----|
| 101A | ELEMENTARY YIDDISH  | Y | 65-306-200L | LEC | 1 |  |  | TR | 11:00- 12:50P | HUMANTS A30 | KORAL, M.R. | 20 | 30 | SO | 4.0 |
| 102A | INTERMEDIAT YIDDISH | Y | 65-314-200L | LEC | 1 |  |  | TR | 2:00- 3:50P   | ROLFE 3118  | KORAL, M.R. | 15 | 30 | SO | 4.0 |

## GERONTOLOGY

A per-unit Instructional Enhancement Fee is assessed on most L&S undergraduate nontutorial classes. See the Miscellaneous Fee Chart at <http://www.registrar.ucla.edu/fees/> for fee amounts.

|      |                     |   |             |     |   |  |  |    |               |          |               |    |    |    |     |
|------|---------------------|---|-------------|-----|---|--|--|----|---------------|----------|---------------|----|----|----|-----|
| M140 | INTRO-STDY OF AGING | N | 24-540-200L | LEC | 1 |  |  | TR | 11:00- 12:15P | DODD 170 | BUTCHER, L.L. | 36 | 13 | SO | 4.0 |
|------|---------------------|---|-------------|-----|---|--|--|----|---------------|----------|---------------|----|----|----|-----|

## GLOBAL STUDIES

A per-unit Instructional Enhancement Fee is assessed on most L&S undergraduate nontutorial classes. See the Miscellaneous Fee Chart at <http://www.registrar.ucla.edu/fees/> for fee amounts.

|     |                     |   |             |     |    |  |  |    |               |              |   |    |    |    |     |
|-----|---------------------|---|-------------|-----|----|--|--|----|---------------|--------------|---|----|----|----|-----|
| 1   | INTRO-GLOBL STUDIES | Y | -----       | LEC | 1  |  |  | TR | 2:00- 3:15P   | HAINES 39    | BURGOS, R.A.  | 90 | 30 | SO | 5.0 |
|     |                     | Y | 022-003-201 | DIS | 1A |  |  | T  | 8:00- 8:50A   | BUNCHE 2156  |   | 10 |    |    | 0.0 |
|     |                     | Y | 022-003-202 | DIS | 1B |  |  | T  | 10:00- 10:50A | BUNCHE 2181  |   | 10 |    |    | 0.0 |
|     |                     | Y | 022-003-203 | DIS | 1C |  |  | T  | 12:00- 12:50P | BUNCHE 3157  |   | 10 |    |    | 0.0 |
|     |                     | Y | 022-003-204 | DIS | 1D |  |  | T  | 1:00- 1:50P   | BUNCHE 2156  |   | 10 |    |    | 0.0 |
|     |                     | Y | 022-003-205 | DIS | 1E |  |  | T  | 4:00- 4:50P   | BUNCHE 2168  |   | 10 |    |    | 0.0 |
|     |                     | Y | 022-003-206 | DIS | 1F |  |  | T  | 9:00- 9:50A   | BUNCHE 2156  |   | 10 |    |    | 0.0 |
|     |                     | Y | 022-003-207 | DIS | 1G |  |  | W  | 9:00- 9:50A   | BUNCHE 2156  |   | 10 |    |    | 0.0 |
|     |                     | Y | 022-003-208 | DIS | 1H |  |  | W  | 10:00- 10:50A | PUB AFF 2238 |   | 10 |    |    | 0.0 |
|     |                     | Y | 022-003-209 | DIS | 1I |  |  | W  | 11:00- 11:50A | BUNCHE 3150  |   | 10 |    |    | 0.0 |
| 191 | SENIOR SEMINAR      | Y | 22-846-201L | SEM | 1  |  |  | TR | 12:30- 1:45P  | BUNCHE 1265  | BURGOS, R.A.  | 10 | 30 | LG | 4.0 |
|     |                     |   |             |     |    |  |  |    |               |              | RESTRIC: GLOBAL STUDIES MAJORS, SENIORS ONLY  |    |    |    |     |
|     |                     |   |             |     |    |  |  |    |               |              | Global Studies 191, seminar 1: Globalization, Conflict, and Security                    |    |    |    |     |
|     |                     | Y | 22-846-202L | SEM | 2  |  |  | W  | 1:00- 3:50P   | BUNCHE 2150  | DELOUGHREY, E.  | 10 | 30 | LG | 4.0 |
|     |                     |   |             |     |    |  |  |    |               |              | RESTRIC: GLOBAL STUDIES MAJORS, SENIORS ONLY  |    |    |    |     |
|     |                     |   |             |     |    |  |  |    |               |              | Global Studies 191, seminar 2: Globalization, Literature, and Environment               |    |    |    |     |
|     |                     | Y | 22-846-203L | SEM | 3  |  |  | M  | 1:00- 3:50P   | BUNCHE 2174  | RAUSTIALA, K.   | 10 | 30 | LG | 4.0 |
|     |                     |   |             |     |    |  |  |    |               |              | RESTRIC: GLOBAL STUDIES MAJORS, SENIORS ONLY  |    |    |    |     |
|     |                     |   |             |     |    |  |  |    |               |              | Global Studies 191, seminar 3: International Cooperation and International Institutions |    |    |    |     |
|     |                     | Y | 22-846-204L | SEM | 4  |  |  | R  | 9:00- 11:50A  | BUNCHE 1265  | SUPHAMONGKHON, K.   | 10 | 30 | LG | 4.0 |
|     |                     |   |             |     |    |  |  |    |               |              | RESTRIC: GLOBAL STUDIES MAJORS, SENIORS ONLY  |    |    |    |     |
|     |                     |   |             |     |    |  |  |    |               |              | Global Studies 191, seminar 4: Modern Diplomacy in Practice                             |    |    |    |     |
| 194 | RESEARCH SEMINAR    | Y | 22-864-200L | SEM | 1  |  |  | T  | 4:00- 5:50P   | DODD 167     | KEILTY, P.M.  | 65 | 30 | LG | 2.0 |
|     |                     |   |             |     |    |  |  |    |               |              | RESTRIC: GLOBAL STUDIES MAJORS, SENIORS ONLY  |    |    |    |     |





| CATALOG NUMBER | COURSE TITLE   | ENF REQ | ID          | CLS NUMB | TYP | SEC | FEE | DAYS | TIME          | BUILDING/ROOM | INSTRUCTOR         | ENRL CAP | XC | GD TP | UNITS |
|----------------|--|---------|-------------|----------|-----|-----|-----|------|---------------|---------------|--------------------|----------|----|-------|-------|
|                |  | Y       | 221-009-207 | DIS      | 1G  |     |     | R    | 1:00- 2:50P   | MS 3915A      |                    | 20       |    |       | 0.0   |
|                |  | Y       | 221-009-208 | DIS      | 1H  |     |     | W    | 8:00- 9:50A   | HAINES A28    |                    | 20       |    |       | 0.0   |
|                |  | Y       | 221-009-209 | DIS      | 1I  |     |     | W    | 1:00- 2:50P   | BUNCHE 3178   |                    | 20       |    |       | 0.0   |
|                |  | Y       | 221-009-210 | DIS      | 1J  |     |     | T    | 4:00- 5:50P   | BUNCHE 3157   |                    | 20       |    |       | 0.0   |
|                |  | Y       | 221-009-211 | DIS      | 1K  |     |     | W    | 8:00- 9:50A   | BUNCHE 2181   |                    | 20       |    |       | 0.0   |
|                |  | Y       | 221-009-212 | DIS      | 1L  |     |     | R    | 2:00- 3:50P   | PUB AFF 1270  |                    | 20       |    |       | 0.0   |
|                |  | Y       | 221-009-213 | DIS      | 1M  |     |     | W    | 8:00- 9:50A   | BUNCHE 3117   |                    | 20       |    |       | 0.0   |
|                |  | Y       | 221-009-214 | DIS      | 1N  |     |     | T    | 4:00- 5:50P   | BUNCHE 3117   |                    | 20       |    |       | 0.0   |
| 3A             | INTRO HIST SCIENCE   | Y       | -----       | LEC      | 1   |     |     | TR   | 12:30- 1:45P  | BUNCHE 2209A  | TERRALL, M.        | 160      | 14 | SO    | 5.0   |
|                |  | Y       | 221-016-201 | DIS      | 1A  |     |     | W    | 3:00- 4:50P   | MS 3915D      |                    | 20       |    |       | 0.0   |
|                |  | Y       | 221-016-202 | DIS      | 1B  |     |     | R    | 2:00- 3:50P   | PUB AFF 1329  |                    | 20       |    |       | 0.0   |
|                |  | Y       | 221-016-203 | DIS      | 1C  |     |     | F    | 11:00- 12:50P | BUNCHE 3117   |                    | 20       |    |       | 0.0   |
|                |  | Y       | 221-016-204 | DIS      | 1D  |     |     | R    | 3:00- 4:50P   | BUNCHE 3170   |                    | 20       |    |       | 0.0   |
|                |  | Y       | 221-016-205 | DIS      | 1E  |     |     | W    | 4:00- 5:50P   | DODD 162      |                    | 20       |    |       | 0.0   |
|                |  | Y       | 221-016-206 | DIS      | 1F  |     |     | R    | 4:00- 5:50P   | ROLFE 3118    |                    | 20       |    |       | 0.0   |
|                |  | Y       | 221-016-207 | DIS      | 1G  |     |     | F    | 9:00- 10:50A  | BUNCHE 3157   |                    | 20       |    |       | 0.0   |
|                |  | Y       | 221-016-208 | DIS      | 1H  |     |     | F    | 12:00- 1:50P  | BUNCHE 2181   |                    | 20       |    |       | 0.0   |
| 3C             | SCI-RELATIVITY-DNA   | Y       | -----       | LEC      | 1   |     |     | MW   | 2:00- 3:15P   | BUNCHE 2209A  | DE CHADAREVIAN, S. | 200      | 07 | SO    | 5.0   |
|                |  | Y       | 221-018-201 | DIS      | 1A  |     |     | T    | 4:00- 5:50P   | HAINES 110    |                    | 20       |    |       | 0.0   |
|                |  | Y       | 221-018-202 | DIS      | 1B  |     |     | T    | 9:00- 10:50A  | BUNCHE 3164   |                    | 20       |    |       | 0.0   |
|                |  | Y       | 221-018-203 | DIS      | 1C  |     |     | R    | 11:00- 12:50P | BUNCHE 3157   |                    | 20       |    |       | 0.0   |
|                |  | Y       | 221-018-204 | DIS      | 1D  |     |     | W    | 4:00- 5:50P   | BUNCHE 3157   |                    | 20       |    |       | 0.0   |
|                |  | Y       | 221-018-205 | DIS      | 1E  |     |     | M    | 4:00- 5:50P   | BUNCHE 3117   |                    | 20       |    |       | 0.0   |
|                |  | Y       | 221-018-206 | DIS      | 1F  |     |     | R    | 2:00- 3:50P   | BUNCHE 3157   |                    | 20       |    |       | 0.0   |
|                |  | Y       | 221-018-207 | DIS      | 1G  |     |     | F    | 9:00- 10:50A  | PUB AFF 2284  |                    | 20       |    |       | 0.0   |
|                |  | Y       | 221-018-208 | DIS      | 1H  |     |     | T    | 2:00- 3:50P   | BUNCHE 3157   |                    | 20       |    |       | 0.0   |
|                |  | Y       | 221-018-209 | DIS      | 1I  |     |     | F    | 11:00- 12:50P | PUB AFF 2292  |                    | 20       |    |       | 0.0   |
|                |  | Y       | 221-018-210 | DIS      | 1J  |     |     | R    | 8:00- 9:50A   | HAINES 122    |                    | 20       |    |       | 0.0   |
| 8A             | COLONIAL LATIN AMER  | Y       | -----       | LEC      | 1   |     |     | TR   | 11:00- 12:15P | MOORE 100     | TERRACIANO, K.B.   | 360      | 13 | SO    | 5.0   |
|                |  | Y       | 221-043-201 | DIS      | 1A  |     |     | T    | 4:00- 5:50P   | HAINES A82    |                    | 20       |    |       | 0.0   |
|                |  | Y       | 221-043-202 | DIS      | 1B  |     |     | F    | 10:00- 11:50A | BUNCHE 2168   |                    | 20       |    |       | 0.0   |
|                |  | Y       | 221-043-203 | DIS      | 1C  |     |     | W    | 4:00- 5:50P   | BUNCHE 1221A  |                    | 20       |    |       | 0.0   |
|                |  | Y       | 221-043-204 | DIS      | 1D  |     |     | F    | 9:00- 10:50A  | FRANZ 2288    |                    | 20       |    |       | 0.0   |
|                |  | Y       | 221-043-205 | DIS      | 1E  |     |     | T    | 2:00- 3:50P   | BUNCHE 2181   |                    | 20       |    |       | 0.0   |
|                |  | Y       | 221-043-206 | DIS      | 1F  |     |     | W    | 8:00- 9:50A   | HUMANTS A32   |                    | 20       |    |       | 0.0   |
|                |  | Y       | 221-043-207 | DIS      | 1G  |     |     | R    | 8:00- 9:50A   | LAKRETZ 101   |                    | 20       |    |       | 0.0   |
|                |  | Y       | 221-043-208 | DIS      | 1H  |     |     | W    | 11:00- 12:50P | ROLFE 3112    |                    | 20       |    |       | 0.0   |
|                |  | Y       | 221-043-209 | DIS      | 1I  |     |     | W    | 1:00- 2:50P   | ROLFE 3119    |                    | 20       |    |       | 0.0   |
|                |  | Y       | 221-043-210 | DIS      | 1J  |     |     | F    | 8:00- 9:50A   | HAINES A76    |                    | 20       |    |       | 0.0   |
|                |  | Y       | 221-043-211 | DIS      | 1K  |     |     | W    | 9:00- 10:50A  | ROLFE 3120    |                    | 20       |    |       | 0.0   |
|                |  | Y       | 221-043-212 | DIS      | 1L  |     |     | W    | 10:00- 11:50A | MS 5148       |                    | 20       |    |       | 0.0   |
|                |  | Y       | 221-043-213 | DIS      | 1M  |     |     | W    | 1:00- 2:50P   | PUB AFF 2292  |                    | 20       |    |       | 0.0   |
|                |  | Y       | 221-043-214 | DIS      | 1N  |     |     | T    | 3:00- 4:50P   | PUB AFF 1256  |                    | 20       |    |       | 0.0   |
|                |  | Y       | 221-043-215 | DIS      | 1O  |     |     | R    | 3:00- 4:50P   | MS 3915A      |                    | 20       |    |       | 0.0   |
|                |  | Y       | 221-043-216 | DIS      | 1P  |     |     | F    | 10:00- 11:50A | MS 3915A      |                    | 20       |    |       | 0.0   |
|                |  | Y       | 221-043-217 | DIS      | 1Q  |     |     | R    | 8:00- 9:50A   | PUB AFF 1256  |                    | 20       |    |       | 0.0   |
|                |  | Y       | 221-043-218 | DIS      | 1R  |     |     | W    | 4:00- 5:50P   | BUNCHE 3150   |                    | 20       |    |       | 0.0   |
| 9D             | NEAR & MIDDLE EAST   | Y       | -----       | LEC      | 1   |     |     | MWF  | 10:00- 10:50A | FRANZ 1178    | GELVIN, J.L.       | 280      | 03 | SO    | 5.0   |
|                |  | Y       | 221-052-201 | DIS      | 1A  |     |     | M    | 2:00- 3:50P   | BUNCHE 3178   |                    | 20       |    |       | 0.0   |
|                |  | Y       | 221-052-202 | DIS      | 1B  |     |     | T    | 4:00- 5:50P   | BUNCHE 2160   |                    | 20       |    |       | 0.0   |
|                |  | Y       | 221-052-203 | DIS      | 1C  |     |     | W    | 2:00- 3:50P   | BUNCHE A152   |                    | 20       |    |       | 0.0   |
|                |  | Y       | 221-052-204 | DIS      | 1D  |     |     | R    | 12:00- 1:50P  | BUNCHE 1221A  |                    | 20       |    |       | 0.0   |
|                |  | Y       | 221-052-205 | DIS      | 1E  |     |     | T    | 12:00- 1:50P  | BUNCHE A152   |                    | 20       |    |       | 0.0   |
|                |  | Y       | 221-052-206 | DIS      | 1F  |     |     | R    | 8:00- 9:50A   | PUB AFF 1270  |                    | 20       |    |       | 0.0   |
|                |  | Y       | 221-052-207 | DIS      | 1G  |     |     | M    | 12:00- 1:50P  | PUB AFF 1284  |                    | 20       |    |       | 0.0   |
|                |  | Y       | 221-052-208 | DIS      | 1H  |     |     | W    | 1:00- 2:50P   | ROLFE 3114    |                    | 20       |    |       | 0.0   |
|                |  | Y       | 221-052-209 | DIS      | 1I  |     |     | R    | 9:00- 10:50A  | PUB AFF 2292  |                    | 20       |    |       | 0.0   |
|                |  | Y       | 221-052-210 | DIS      | 1J  |     |     | W    | 3:00- 4:50P   | PUB AFF 1270  |                    | 20       |    |       | 0.0   |
| 11B            | HIS-CHINA-1000-1950  | Y       | -----       | LEC      | 1   |     |     | MWF  | 9:00- 9:50A   | HAINES A18    | GOLDMAN, A.S.      | 120      | 02 | SO    | 5.0   |
|                |  | Y       | 221-062-201 | DIS      | 1A  |     |     | R    | 8:00- 9:50A   | BUNCHE 3153   |                    | 20       |    |       | 0.0   |
|                |  | Y       | 221-062-202 | DIS      | 1B  |     |     | W    | 4:00- 5:50P   | BUNCHE 3156   |                    | 20       |    |       | 0.0   |
|                |  | Y       | 221-062-203 | DIS      | 1C  |     |     | R    | 8:00- 9:50A   | BUNCHE 1221A  |                    | 20       |    |       | 0.0   |
|                |  | Y       | 221-062-204 | DIS      | 1D  |     |     | M    | 11:00- 12:50P | FRANZ 2288    |                    | 20       |    |       | 0.0   |
|                |  | Y       | 221-062-205 | DIS      | 1E  |     |     | T    | 1:00- 2:50P   | BUNCHE 3170   |                    | 20       |    |       | 0.0   |
|                |  | Y       | 221-062-206 | DIS      | 1F  |     |     | M    | 1:00- 2:50P   | HUMANTS A48   |                    | 20       |    |       | 0.0   |
| 13A            | US&COLONIAL ORIGINS  | Y       | -----       | LEC      | 1   |     |     | TR   | 2:00- 3:15P   | ROLFE 1200    | MERANZE, M.        | 240      | 15 | SO    | 5.0   |
|                |  | Y       | 221-067-201 | DIS      | 1A  |     |     | W    | 9:00- 10:50A  | BUNCHE 1265   |                    | 20       |    |       | 0.0   |
|                |  | Y       | 221-067-202 | DIS      | 1B  |     |     | W    | 8:00- 9:50A   | BUNCHE 3157   |                    | 20       |    |       | 0.0   |
|                |  | Y       | 221-067-203 | DIS      | 1C  |     |     | R    | 4:00- 5:50P   | BUNCHE 3123   |                    | 20       |    |       | 0.0   |
|                |  | Y       | 221-067-204 | DIS      | 1D  |     |     | W    | 4:00- 5:50P   | BUNCHE 3164   |                    | 20       |    |       | 0.0   |
|                |  | Y       | 221-067-205 | DIS      | 1E  |     |     | R    | 4:00- 5:50P   | ROLFE 3134    |                    | 20       |    |       | 0.0   |
|                |  | Y       | 221-067-206 | DIS      | 1F  |     |     | W    | 3:00- 4:50P   | BUNCHE 2181   |                    | 20       |    |       | 0.0   |
|                |  | Y       | 221-067-207 | DIS      | 1G  |     |     | W    | 5:00- 6:50P   | BUNCHE A152   |                    | 20       |    |       | 0.0   |
|                |  | Y       | 221-067-208 | DIS      | 1H  |     |     | T    | 5:00- 6:50P   | BUNCHE 2156   |                    | 20       |    |       | 0.0   |
|                |  | Y       | 221-067-209 | DIS      | 1I  |     |     | W    | 4:00- 5:50P   | BUNCHE 3170   |                    | 20       |    |       | 0.0   |
|                |  | Y       | 221-067-210 | DIS      | 1J  |     |     | F    | 9:00- 10:50A  | PUB AFF 1278  |                    | 20       |    |       | 0.0   |
|                |  | Y       | 221-067-211 | DIS      | 1K  |     |     | F    | 11:00- 12:50P | BUNCHE 2174   |                    | 20       |    |       | 0.0   |
|                |  | Y       | 221-067-212 | DIS      | 1L  |     |     | M    | 3:00- 4:50P   | BUNCHE 3123   |                    | 20       |    |       | 0.0   |
| 19             | FIAT LUX FRSHMN SEM  | Y       | 21-066-201L | SEM      | 1   |     |     | R    | 3:00- 3:50P   | BUNCHE 1265   | APPLEBY, J.O.      | 20       | 30 | PN    | 1.0   |
|                |  |         |             |          |     |     |     |      |               |               |                    |          |    |       |       |
|                | History 19, seminar 1: Relentless Revolutions: History of Capitalism | Y       | 21-066-202L | SEM      | 2   |     |     | T    | 3:00- 3:50P   | PUB AFF 1343  | RUIZ, T.F.         | 20       | 30 | PN    | 1.0   |
|                |  |         |             |          |     |     |     |      |               |               |                    |          |    |       |       |
|                | History 19, seminar 2: Dystopias of 20th Century                     | Y       | 21-066-203L | SEM      | 3   |     |     | M    | 1:00- 1:50P   | HAINES A6     | GELVIN, J.L.       | 20       | 30 | PN    | 1.0   |
|                |  |         |             |          |     |     |     |      |               |               |                    |          |    |       |       |
|                | History 19, seminar 3: Al Qaeda and Jihadi Islam                     | Y       | -----       | LEC      | 1   |     |     | MW   | 2:00- 3:15P   | MOORE 100     | RUIZ, T.F.         | 400      | 07 | SO    | 5.0   |
| 20             | WRLD HIST TO AD 600  | Y       | 221-085-201 | DIS      | 1A  |     |     | W    | 5:00- 6:50P   | BUNCHE 2156   |                    | 20       |    |       | 0.0   |
|                |  | Y       | 221-085-202 | DIS      | 1B  |     |     | F    | 8:00- 9:50A   | BUNCHE A152   |                    | 20       |    |       | 0.0   |
|                |  | Y       | 221-085-203 | DIS      | 1C  |     |     | R    | 3:00- 4:50P   | BUNCHE 3153   |                    | 20       |    |       | 0.0   |

| CATALOG NUMBER | COURSE TITLE   | ENF REQ | ID          | CLS NUMB | TYP | SEC | FEE | DAYS | TIME          | BUILDING/ROOM | INSTRUCTOR         | ENRL CAP | XC | GD TP | UNITS |
|----------------|--|---------|-------------|----------|-----|-----|-----|------|---------------|---------------|--------------------|----------|----|-------|-------|
|                |  | Y       | 221-085-204 | DIS      | 1D  |     |     | T    | 4:00- 5:50P   | BUNCHE 2181   |                    | 20       |    |       | 0.0   |
|                |  | Y       | 221-085-205 | DIS      | 1E  |     |     | W    | 12:00- 1:50P  | BUNCHE 2173   |                    | 20       |    |       | 0.0   |
|                |  | Y       | 221-085-206 | DIS      | 1F  |     |     | R    | 8:00- 9:50A   | BUNCHE 3164   |                    | 20       |    |       | 0.0   |
|                |  | Y       | 221-085-207 | DIS      | 1G  |     |     | F    | 9:00- 10:50A  | PUB AFF 1343  |                    | 20       |    |       | 0.0   |
|                |  | Y       | 221-085-208 | DIS      | 1H  |     |     | W    | 11:00- 12:50P | BUNCHE 1221A  |                    | 20       |    |       | 0.0   |
|                |  | Y       | 221-085-209 | DIS      | 1I  |     |     | W    | 8:00- 9:50A   | BUNCHE 3143   |                    | 20       |    |       | 0.0   |
|                |  | Y       | 221-085-210 | DIS      | 1J  |     |     | W    | 4:00- 5:50P   | BUNCHE 2178   |                    | 20       |    |       | 0.0   |
|                |  | Y       | 221-085-211 | DIS      | 1K  |     |     | R    | 4:00- 5:50P   | PUB AFF 1329  |                    | 20       |    |       | 0.0   |
|                |  | Y       | 221-085-212 | DIS      | 1L  |     |     | F    | 12:00- 1:50P  | BUNCHE 3150   |                    | 20       |    |       | 0.0   |
|                |  | Y       | 221-085-213 | DIS      | 1M  |     |     | T    | 4:00- 5:50P   | BUNCHE 3170   |                    | 20       |    |       | 0.0   |
|                |  | Y       | 221-085-214 | DIS      | 1N  |     |     | R    | 9:00- 10:50A  | BUNCHE 3157   |                    | 20       |    |       | 0.0   |
|                |  | Y       | 221-085-215 | DIS      | 1O  |     |     | F    | 10:00- 11:50A | SLICHTR 2834  |                    | 20       |    |       | 0.0   |
|                |  | Y       | 221-085-216 | DIS      | 1P  |     |     | M    | 4:00- 5:50P   | DODD 178      |                    | 20       |    |       | 0.0   |
|                |  | Y       | 221-085-217 | DIS      | 1Q  |     |     | M    | 4:00- 6:50P   | BUNCHE 2178   |                    | 20       |    |       | 0.0   |
|                |  | Y       | 221-085-218 | DIS      | 1R  |     |     | T    | 8:00- 9:50A   | BUNCHE 2181   |                    | 20       |    |       | 0.0   |
|                |  | Y       | 221-085-219 | DIS      | 1S  |     |     | T    | 11:00- 12:50P | FRANZ 2288    |                    | 20       |    |       | 0.0   |
|                |  | Y       | 221-085-220 | DIS      | 1T  |     |     | F    | 1:00- 2:50P   | FRANZ 2288    |                    | 20       |    |       | 0.0   |
| 89             | HONORS SEMINARS  | Y       | 21-267-201L | SEM      | 1   |     |     | M    | 4:00- 6:50P   | BUNCHE 2168   | RUIZ, T.F.         | 20       | 30 | SO    | 1.0   |
|                |  |         |             |          |     |     |     |      |               |               |                    |          |    |       |       |
|                | History 89, seminar 1:   |         |             |          |     |     |     |      |               |               |                    |          |    |       |       |
| 97B            | MEDIEVAL HISTORY   | Y       | 21-292-201L | SEM      | 1   |     |     | T    | 2:00- 4:50P   | HAINES A6     | GEARY, P.          | 20       | 30 | SO    | 4.0   |
|                |  | Y       | 21-292-202L | SEM      | 2   |     |     | T    | 3:00- 5:50P   | HAINES A28    | WHITTEN, S.L.      | 20       | 30 | SO    | 4.0   |
| 97C            | EUROPEAN HISTORY   | Y       | 21-293-201L | SEM      | 1   |     |     | R    | 2:00- 4:50P   | HUMANTS A30   | SILVERMAN, D.L.    | 20       | 30 | SO    | 4.0   |
|                | History 97C, seminar 1:  |         |             |          |     |     |     |      |               |               |                    |          |    |       |       |
|                |  | Y       | 21-293-202L | SEM      | 2   |     |     | TR   | 12:30- 1:45P  | PUB AFF 2292  | URDANK, A.M.       | 20       | 30 | SO    | 4.0   |
|                | History 97C, seminar 1:  |         |             |          |     |     |     |      |               |               |                    |          |    |       |       |
|                |  | Y       | 21-293-203L | SEM      | 3   |     |     | M    | 2:00- 4:50P   | PUB AFF 2317  | GOLDBERG, K.       | 20       | 30 | SO    | 4.0   |
|                | History 97C, seminar 3:  |         |             |          |     |     |     |      |               |               |                    |          |    |       |       |
|                |  | Y       | 21-293-204L | SEM      | 4   |     |     | R    | 4:00- 6:50P   | BUNCHE 2173   | RYAN, D.C.         | 20       | 30 | SO    | 4.0   |
|                | History 97C, seminar 4:  |         |             |          |     |     |     |      |               |               |                    |          |    |       |       |
|                |  | Y       | 21-293-205L | SEM      | 5   |     |     | W    | 11:00- 1:50P  | BUNCHE 1265   | MOKHBERI, S.M.     | 20       | 30 | SO    | 4.0   |
| 97D            | US HISTORY   | Y       | 21-294-201L | SEM      | 1   |     |     | T    | 2:00- 4:50P   | BUNCHE 3123   |                    | 20       | 30 | SO    | 4.0   |
|                |  | Y       | 21-294-202L | SEM      | 2   |     |     | T    | 10:00- 12:50P | BUNCHE 2173   | HIGBIE, F.T.       | 20       | 30 | SO    | 4.0   |
|                | History 97D, seminar 2:  |         |             |          |     |     |     |      |               |               |                    |          |    |       |       |
| 97J            | AFRICAN HISTORY  | Y       | 21-279-201L | SEM      | 1   |     |     | W    | 12:00- 1:50P  | BUNCHE 2174   | BETTS, M.          | 20       | 30 | SO    | 4.0   |
|                | History 97F, seminar 1:  |         |             |          |     |     |     |      |               |               |                    |          |    |       |       |
| M104           | ANCT MESOPOTM&SYRIAY   | Y       | 21-324-200L | LEC      | 1   |     |     | MW   | 9:00- 10:15A  | HUMANTS 169   | SURIANO, M.J.      | 10       | 02 | LG    | 4.0   |
|                |  |         |             |          |     |     |     |      |               |               |                    |          |    |       |       |
|                | SAME AS: AN N EA M104  |         |             |          |     |     |     |      |               |               |                    |          |    |       |       |
| 105A           | MID EAST 500-1300  | Y       | 21-316-200L | LEC      | 1   |     |     | TR   | 9:30- 10:45A  | HAINES A18    | MORONY, M.G.       | 140      | 12 | SO    | 4.0   |
| 107A           | ARMENIA TO 11TH CEN  | Y       | 21-335-200L | LEC      | 1   |     |     | TR   | 11:00- 12:15P | PUB AFF 1234  | HOVANNISIAN, R.G.  | 70       | 13 | SO    | 4.0   |
| M110A          | IRANIAN CIVLIZATION  | Y       | 21-346-200L | LEC      | 1   |     |     | T    | 2:00- 4:50P   | DODD 170      | SHAYEGAN, M.R.     | 10       | 15 | SO    | 4.0   |
|                |  |         |             |          |     |     |     |      |               |               |                    |          |    |       |       |
|                | SAME AS: AN N EA M110A,IRANIAN M110A   |         |             |          |     |     |     |      |               |               |                    |          |    |       |       |
| 110D           | MOD IRAN-1500-PRES   | Y       | 21-352-200L | LEC      | 1   |     |     | MWF  | 11:00- 11:50A | GEOLOGY 3656  | THE STAFF          | 70       | 04 | SO    | 4.0   |
| 111A           | MIDDLE EASTERN HIST  | Y       | 21-350-200L | LEC      | 1   |     |     | MWF  | 1:00- 1:50P   | HUMANTS A65   | THE STAFF          | 60       | 06 | SO    | 4.0   |
| 112A           | HIS-ANCT MEDIT WLD   | Y       | 21-354-200L | LEC      | 1   |     |     | TR   | 2:00- 3:15P   | PUB AFF 2232  | ARESHIAN, G.E.     | 50       | 15 | SO    | 4.0   |
|                |  |         |             |          |     |     |     |      |               |               |                    |          |    |       |       |
|                | RESTRICT: JUNIORS AND ABOVE  |         |             |          |     |     |     |      |               |               |                    |          |    |       |       |
| 116A           | BYZANTINE HISTORY  | Y       | 21-371-200L | LEC      | 1   |     |     | MWF  | 10:00- 10:50A | HUMANTS 135   | RAPP, C.           | 110      | 03 | SO    | 4.0   |
| 119A           | EUROPE 400-1000  | Y       | 21-397-200L | LEC      | 1   |     |     | MWF  | 1:00- 1:50P   | HAINES A25    | WHITTEN, S.L.      | 60       | 06 | SO    | 4.0   |
| 125D           | HIST-LOW COUNTRIES   | Y       | 21-415-200L | LEC      | 1   |     |     | MWF  | 10:00- 10:50A | PUB AFF 1222  | THE STAFF          | 80       | 03 | SO    | 4.0   |
| 126            | EUROPE 1775-1815   | Y       | 21-420-200L | LEC      | 1   |     |     | TR   | 3:30- 4:45P   | PUB AFF 1222  | URDANK, A.M.       | 90       | 16 | SO    | 4.0   |
| 127B           | IMPERIAL RUSSIA  | Y       | 21-430-200L | LEC      | 1   |     |     | TR   | 3:30- 4:45P   | PERLOFF 1102  | FRANK, S.          | 130      | 30 | SO    | 4.0   |
| 136A           | BRITAIN-1485-1715  | Y       | 21-476-200L | LEC      | 1   |     |     | MW   | 2:00- 3:15P   | BROAD 2100A   | MCCLENDON, M.C.    | 60       | 07 | SO    | 4.0   |
| 138A           | COLO AMER 1600-1763  | Y       | 21-505-200L | LEC      | 1   |     |     | MWF  | 11:00- 11:50A | PUB AFF 2214  | YIRUSH, C.B.       | 65       | 04 | SO    | 4.0   |
| 138C           | US HIST 1800-1850  | Y       | 21-507-200L | LEC      | 1   |     |     | TR   | 12:30- 1:45P  | PUB AFF 1234  | MERANZE, M.        | 98       | 14 | SO    | 4.0   |
| M147C          | U S WOMEN 1600-1860  | Y       | 21-588-200L | LEC      | 1   |     |     | TR   | 3:30- 4:45P   | PUB AFF 2232  | BLOCH, R.H.        | 30       | 16 | SO    | 4.0   |
|                |  |         |             |          |     |     |     |      |               |               |                    |          |    |       |       |
|                | SAME AS: WOM STD M147B   |         |             |          |     |     |     |      |               |               |                    |          |    |       |       |
| M147D          | U S WOMEN 1860-1980  | Y       | 21-589-200L | LEC      | 1   |     |     | MWF  | 10:00- 10:50A | PERLOFF 1102  | DUBOIS, E.C.       | 70       | 03 | SO    | 4.0   |
|                |  |         |             |          |     |     |     |      |               |               |                    |          |    |       |       |
|                | SAME AS: WOM STD M147D   |         |             |          |     |     |     |      |               |               |                    |          |    |       |       |
| M151A          | HIST-CHICANO PEOPLE  | Y       | 21-623-200L | LEC      | 1   |     |     | TR   | 9:30- 10:45A  | HAINES 220    | GOMEZ-QUINONES, J. | 75       | 12 | SO    | 4.0   |
|                |  |         |             |          |     |     |     |      |               |               |                    |          |    |       |       |
|                | SAME AS: CHICANO M159A   |         |             |          |     |     |     |      |               |               |                    |          |    |       |       |
| 153            | AMERICAN WEST  | Y       | 21-630-200L | LEC      | 1   |     |     | MW   | 2:00- 3:15P   | HAINES A18    | ARON, S.A.         | 140      | 07 | SO    | 4.0   |
| 161            | LATIN AMERICAN HIST  | Y       | 21-673-200L | LEC      | 1   |     |     | TR   | 2:00- 3:15P   | PERLOFF 1102  | WILKIE, J.W.       | 144      | 15 | SO    | 4.0   |
| 166A           | HIST OF WEST AFRICA  | Y       | 21-608-200L | LEC      | 1   |     |     | MW   | 2:00- 3:15P   | DODD 175      | LYDON, G.E.        | 80       | 07 | SO    | 4.0   |
| 170B           | TOPICS-CHINA-1500  | Y       | 21-700-200L | LEC      | 1   |     |     | TR   | 8:00- 9:15A   | PUB AFF 2214  | WONG, R.B.         | 75       | 11 | SO    | 4.0   |
| 174D           | INDO-ISLM 700-1750   | Y       | 21-735-200L | LEC      | 1   |     |     | MWF  | 10:00- 10:50A | PUB AFF 2214  | GREEN, N.S.        | 80       | 03 | SO    | 4.0   |
| 179A           | HIST-HEALING ARTS  | Y       | 21-740-200L | LEC      | 1   |     |     | TR   | 2:00- 3:15P   | HUMANTS A51   | WEINER, D.B.       | 220      | 15 | SO    | 4.0   |
| 180A           | TOPICS-HIST OF SCI   | Y       | 21-745-200L | LEC      | 1   |     |     | TR   | 11:00- 12:15P | PUB AFF 1246  | WISE, M.N.         | 100      | 13 | SO    | 4.0   |
| M181           | TOPICS-JEWISH HIST   | Y       | 21-786-200L | LEC      | 1   |     |     | TR   | 9:30- 10:45A  | KNSY PV 1200B | STEIN, S.A.        | 0        | 12 | SO    | 4.0   |
|                |  |         |             |          |     |     |     |      |               |               |                    |          |    |       |       |
|                | SAME AS: JEWISH M181   |         |             |          |     |     |     |      |               |               |                    |          |    |       |       |
| M182A          | ANCIENT JEWISH HIST  | Y       | 21-760-200L | LEC      | 1   |     |     | TR   | 12:30- 1:45P  | HAINES 118    | BURKE, A.A.        | 50       | 14 | SO    | 4.0   |
|                |  |         |             |          |     |     |     |      |               |               |                    |          |    |       |       |
|                | SAME AS: JEWISH M182A  |         |             |          |     |     |     |      |               |               |                    |          |    |       |       |
| 183A           | THIRD REICH & JEWS   | Y       | 21-758-200L | LEC      | 1   |     |     | TR   | 11:00- 12:15P | BUNCHE 2209A  | FRIEDLANDER, S.P.  | 170      | 13 | SO    | 4.0   |
| 186C           | JESUS OF NAZARETH  | Y       | 21-571-200L | LEC      | 1   |     |     | TR   | 11:00- 12:15P | BUNCHE 1209B  | BARTCHY, S.S.      | 160      | 13 | SO    | 4.0   |
|                |  |         |             |          |     |     |     |      |               |               |                    |          |    |       |       |
|                | For History 191 classes, enrollment is not allowed until the second enrollment pass and is limited to senior History and History/Art History majors. |         |             |          |     |     |     |      |               |               |                    |          |    |       |       |
| 191C           | SEM-EUROPE   | Y       | 21-790-201L | SEM      | 1   |     |     | M    | 11:00- 1:50P  | BUNCHE 2173   | FRANK, S.          | 15       | 30 | SO    | 4.0   |
|                |  |         |             |          |     |     |     |      |               |               |                    |          |    |       |       |
|                | RESTRICT: JUNIORS AND ABOVE, SENIOR HISTORY MAJORS   |         |             |          |     |     |     |      |               |               |                    |          |    |       |       |
|                | History 191C, seminar 1:   |         |             |          |     |     |     |      |               |               |                    |          |    |       |       |
|                |  | Y       | 21-790-202L | SEM      | 2   |     |     | M    | 9:00- 11:50A  | LAKRETZ 101   | CAHN, P.M.         | 15       | 30 | SO    | 4.0   |
|                |  | Y       | 21-790-203L | SEM      | 3   |     |     | W    | 9:00- 11:50A  | BUNCHE 2174   | MCCLENDON, M.C.    | 15       | 30 | SO    | 4.0   |
|                |  |         |             |          |     |     |     |      |               |               |                    |          |    |       |       |
|                | RESTRICT: INSTRUCTOR CONSENT   |         |             |          |     |     |     |      |               |               |                    |          |    |       |       |
|                | History 191C, seminar 3:   |         |             |          |     |     |     |      |               |               |                    |          |    |       |       |
|                |  | Y       | 21-790-204L | SEM      | 4   |     |     | M</  |               |               |                    |          |    |       |       |





| CATALOG NUMBER | COURSE TITLE  | ENF REQ | CLS ID      | NUMB   | TYP | SEC | FEE | DAYS   | TIME         | BUILDING/ROOM | INSTRUCTOR         | ENRL CAP | GD XC | TP | UNITS       |
|----------------|---|---------|-------------|--------|-----|-----|-----|--------|--------------|---------------|--------------------|----------|-------|----|-------------|
|                | Information Studies 289, seminar 3: Digital Preservation                      | N       | 28-535-203L | SEM 3  |     |     |     | T      | 9:00- 12:20P | GSEIS 121     | BLANCHETTE, J.     | 32       | 30    | LG | 2.0-4.0     |
|                |   |         |             |        |     |     |     |        |              |               |                    |          |       |    |             |
|                | Information Studies 289, seminar 4: History of Book and Literacy Technologies | N       | 28-535-204L | SEM 4  |     |     |     | MW     | 1:00- 2:20P  | GSEIS         | DRUCKER, J.R.      | 40       | 30    | LG | 2.0-4.0     |
|                | Information Studies 289, seminar 5: Community-Based Archiving                 | N       | 28-535-205L | SEM 5  |     |     |     | M      | 1:30- 4:50P  | GSEIS 121     | GILLILAND-SWETLAND | 30       | 30    | LG | 2.0-4.0     |
|                | Information Studies 289, seminar 6: Introduction to Economics of Information  | N       | 28-535-206L | SEM 6  |     |     |     | T      | 1:30- 4:50P  | GSEIS 121     | LIEVROUW, L.A.     | 20       | 30    | LG | 2.0-4.0     |
| 290            | SEM-INFO STUDIES  | N       | 28-541-200L | SEM 1  |     |     |     | R      | 3:00- 4:50P  | GSEIS 121     | DRUCKER, J.R.      | 20       | 30    | SU | 1.0-2.0     |
| 291A           | THEORETICAL TRAD-IS   | N       | 28-547-200L | SEM 1  |     |     |     | R      | 9:00- 12:30P | GSEIS 228     | SRINIVASAN, R.     | 15       | 30    | LG | 4.0         |
| 298A           | RESRCH METHDS&DESIGN  | N       | 28-588-200L | SEM 1  |     |     |     | W      | 1:30- 4:50P  | GSEIS 245     | RICHARDSON, J.V.   | 15       | 30    | LG | 4.0         |
| 423            | PUBLIC LIBRARIES  | N       | 28-646-200L | LEC 1  |     |     |     | R      | 5:30- 8:50P  | GSEIS         | MAACK, M.N.        | 48       | 30    | SO | 4.0         |
| 426            | LITERATUR FOR YOUTH   | N       | 28-653-200L | LEC 1  |     |     |     | R      | 5:30- 8:50P  | GSEIS 111     | GAFFNEY, L.M.      | 45       | 30    | SO | 4.0         |
| 430            | COLLECTION DEVLPMNT   | N       | 28-660-200L | LEC 1  |     |     |     | M      | 9:00- 12:20P | GSEIS 121     | DELGADILLO, R.     | 35       | 30    | LG | 4.0         |
| 435            | FUNDMTL-BIBLIOGRPHY   | N       | 28-670-201L | LEC 1  |     |     |     | TBA    |              |               |                    | 35       | 30    | LG | 4.0         |
| 497            | FIELDWORK-LIBRARIES   | N       | 28-794-200L | FLD 1  |     |     |     | UNSCHE |              |               | FURNER, J.         | 5        | 30    | SU | 4.0/6.0/8.0 |
|                |   | N       | 28-794-201L | FLD 2  |     |     |     | UNSCHE |              |               | LIEVROUW, L.A.     | 5        | 30    | SU | 4.0/6.0/8.0 |
| 498            | INTERNSHIP  | N       | -----       | DIS 1  |     |     |     | W      | 9:00- 12:30P | GSEIS 121     | BOTELLO, K.S.      | 56       | 30    | SU | 4.0         |
|                |   | N       | 28-796-201L | FLD 1A |     |     |     | UNSCHE |              |               | BOTELLO, K.S.      | 56       |       |    | 0.0         |

INTEGRATIVE BIOLOGY AND PHYSIOLOGY

Physiological Science

A per-unit Instructional Enhancement Fee is assessed on most L&S undergraduate nontutorial classes. See the Miscellaneous Fee Chart at <http://www.registrar.ucla.edu/fees/> for fee amounts.  
 PhysiologicaScience&discussions1A,1Band1CmeetsSeptember27,October125November8and222010discussion1DmeetsSeptember28,October1226November9and23discussions1E,1Fand1GmeetsSeptember29,October1327November10and24discussions1H,1Iand1JmeetsOctober4,18November1,15and29discussion1KmeetsOctober5,19November2,16and30discussions1L,1Mand1NmeetsOctober6, 20, November 3, 17, and December 1.

|       |                     |   |             |        |  |       |  |     |               |               |               |     |    |    |     |
|-------|---------------------|---|-------------|--------|--|-------|--|-----|---------------|---------------|---------------|-----|----|----|-----|
| 5     | HMN PHYS-DIET&EXRCS | Y | -----       | LEC 1  |  |       |  | MW  | 8:30- 9:50A   | MOORE 100     | BARNARD, R.J. | 419 | 01 | SO | 5.0 |
|       |                     | Y | 387-015-201 | DIS 1A |  |       |  | M   | 10:00- 10:50A | BOTANY 133    |               | 30  |    |    | 0.0 |
|       |                     | Y | 387-015-202 | DIS 1B |  |       |  | M   | 11:00- 11:50A | BOTANY 133    |               | 30  |    |    | 0.0 |
|       |                     | Y | 387-015-203 | DIS 1C |  |       |  | M   | 12:00- 12:50P | BOTANY 133    |               | 30  |    |    | 0.0 |
|       |                     | Y | 387-015-204 | DIS 1D |  |       |  | T   | 8:00- 8:50A   | BOTANY 133    |               | 30  |    |    | 0.0 |
|       |                     | Y | 387-015-205 | DIS 1E |  |       |  | W   | 10:00- 10:50A | BOTANY 133    |               | 30  |    |    | 0.0 |
|       |                     | Y | 387-015-206 | DIS 1F |  |       |  | W   | 11:00- 11:50A | BOTANY 133    |               | 30  |    |    | 0.0 |
|       |                     | Y | 387-015-207 | DIS 1G |  |       |  | W   | 12:00- 12:50P | BOTANY 133    |               | 30  |    |    | 0.0 |
|       |                     | Y | 387-015-208 | DIS 1H |  |       |  | M   | 10:00- 10:50A | BOTANY 133    |               | 30  |    |    | 0.0 |
|       |                     | Y | 387-015-209 | DIS 1I |  |       |  | M   | 11:00- 11:50A | BOTANY 133    |               | 30  |    |    | 0.0 |
|       |                     | Y | 387-015-210 | DIS 1J |  |       |  | M   | 12:00- 12:50P | BOTANY 133    |               | 30  |    |    | 0.0 |
|       |                     | Y | 387-015-211 | DIS 1K |  |       |  | T   | 8:00- 8:50A   | BOTANY 133    |               | 30  |    |    | 0.0 |
|       |                     | Y | 387-015-212 | DIS 1L |  |       |  | W   | 10:00- 10:50A | BOTANY 133    |               | 30  |    |    | 0.0 |
|       |                     | Y | 387-015-213 | DIS 1M |  |       |  | W   | 11:00- 11:50A | BOTANY 133    |               | 30  |    |    | 0.0 |
|       |                     | Y | 387-015-214 | DIS 1N |  |       |  | W   | 12:00- 12:50P | BOTANY 133    |               | 29  |    |    | 0.0 |
| CM102 | HUMAN BIO-BMED ENGR | Y | -----       | LEC 1  |  |       |  | MW  | 10:00- 11:50A | BOELTER 5273  | GRUNDFEST, W. | 5   | 03 | LG | 4.0 |
|       |                     | Y | 87-312-201L | LAB 1A |  |       |  | F   | 10:00- 11:50A | PAB 1749      |               | 3   |    |    | 0.0 |
| 107   | SYSTEMS ANATOMY     | Y | -----       | LEC 1  |  | \$ 45 |  | TR  | 2:00- 3:50P   | WG YOUNG CS50 | FRISCIA, A.R. | 244 | 15 | LG | 5.0 |
|       |                     | Y | 387-342-201 | LAB 1A |  |       |  | M   | 10:00- 12:50P | BOELTER 2808  |               | 22  |    |    | 0.0 |
|       |                     | Y | 387-342-202 | LAB 1B |  |       |  | M   | 1:00- 3:50P   | BOELTER 2808  |               | 22  |    |    | 0.0 |
|       |                     | Y | 387-342-203 | LAB 1C |  |       |  | M   | 4:00- 6:50P   | BOELTER 2808  |               | 22  |    |    | 0.0 |
|       |                     | Y | 387-342-204 | LAB 1D |  |       |  | T   | 8:00- 10:50A  | BOELTER 2808  |               | 22  |    |    | 0.0 |
|       |                     | Y | 387-342-205 | LAB 1E |  |       |  | T   | 11:00- 1:50P  | BOELTER 2808  |               | 22  |    |    | 0.0 |
|       |                     | Y | 387-342-206 | LAB 1F |  |       |  | T   | 4:00- 6:50P   | BOELTER 2808  |               | 22  |    |    | 0.0 |
|       |                     | Y | 387-342-207 | LAB 1G |  |       |  | W   | 9:00- 11:50A  | BOELTER 2808  |               | 22  |    |    | 0.0 |
|       |                     | Y | 387-342-208 | LAB 1H |  |       |  | W   | 12:00- 2:50P  | BOELTER 2808  |               | 22  |    |    | 0.0 |
|       |                     | Y | 387-342-209 | LAB 1I |  |       |  | W   | 3:00- 5:50P   | BOELTER 2808  |               | 22  |    |    | 0.0 |
|       |                     | Y | 387-342-210 | LAB 1J |  |       |  | W   | 6:00- 8:50P   | BOELTER 2808  |               | 22  |    |    | 0.0 |
|       |                     | Y | 387-342-211 | LAB 1K |  |       |  | R   | 8:00- 10:50A  | BOELTER 2808  |               | 22  |    |    | 0.0 |
|       |                     | Y | 387-342-212 | LAB 1L |  |       |  | R   | 11:00- 1:50P  | BOELTER 2808  |               | 0   |    |    | 0.0 |
|       |                     | Y | 387-342-221 | TUT G1 |  |       |  | R   | 4:00- 5:50P   | BOELTER 2808  |               | 50  |    |    | 0.0 |
|       |                     | Y | 387-342-222 | TUT G2 |  |       |  | R   | 6:00- 7:50P   | BOELTER 2808  |               | 50  |    |    | 0.0 |
|       |                     | Y | 387-342-223 | TUT G3 |  |       |  | F   | 12:00- 1:50P  | BOELTER 2808  |               | 50  |    |    | 0.0 |
|       |                     | Y | 387-342-224 | TUT G4 |  |       |  | F   | 2:00- 3:50P   | BOELTER 2808  |               | 50  |    |    | 0.0 |
|       |                     | Y | 387-342-225 | TUT G5 |  |       |  | F   | 4:00- 5:50P   | BOELTER 2808  |               | 50  |    |    | 0.0 |
| 111C  | FOUNDNS-PHYSIO SCI  | Y | -----       | LEC 1  |  |       |  | MWF | 9:30- 10:50A  | ROLFE 1200    | SCHLINGER, B. | 230 | 02 | LG | 6.0 |
|       |                     | Y | 387-368-201 | LAB 1A |  |       |  | TBA |               |               |               | 23  |    |    | 0.0 |
|       |                     | Y | 387-368-202 | LAB 1B |  |       |  | TBA |               |               |               | 23  |    |    | 0.0 |
|       |                     | Y | 387-368-203 | LAB 1C |  |       |  | TBA |               |               |               | 23  |    |    | 0.0 |
|       |                     | Y | 387-368-204 | LAB 1D |  |       |  | TBA |               |               |               | 23  |    |    | 0.0 |
|       |                     | Y | 387-368-205 | LAB 1E |  |       |  | TBA |               |               |               | 23  |    |    | 0.0 |
|       |                     | Y | 387-368-206 | LAB 1F |  |       |  | TBA |               |               |               | 23  |    |    | 0.0 |
|       |                     | Y | 387-368-207 | LAB 1G |  |       |  | TBA |               |               |               | 23  |    |    | 0.0 |
|       |                     | Y | 387-368-208 | LAB 1H |  |       |  | TBA |               |               |               | 23  |    |    | 0.0 |
|       |                     | Y | 387-368-209 | LAB 1I |  |       |  | TBA |               |               |               | 23  |    |    | 0.0 |
|       |                     | Y | 387-368-210 | LAB 1J |  |       |  | TBA |               |               |               | 23  |    |    | 0.0 |
| 111L  | PHYSIOL SCIENCE LAB | Y | 87-371-201L | LAB 1  |  | \$ 45 |  | T   | 1:00- 4:50P   | LS 5323       |               | 0   | 30 | LG | 3.0 |
|       |                     | Y | 87-371-202L | LAB 2  |  | \$ 45 |  | W   | 1:00- 4:50P   | LS 5323       |               | 0   | 30 | LG | 3.0 |

| CATALOG NUMBER | COURSE TITLE          | ENF REQ | ID  | CLS NUMB | TYP | SEC | FEE   | DAYS   | TIME          | BUILDING/ROOM | INSTRUCTOR     | ENRL CAP | GD XC | TP | UNITS |
|----------------|-----------------------|---------|---|----------|-----|-----|-------|--------|---------------|---------------|----------------|----------|-------|----|-------|
|                |                       | Y       | 87-371-203L   | LAB 3    |     |     | \$ 45 | R      | 1:00- 4:50P   | LS 5323       |                | 0        | 30    | LG | 3.0   |
|                |                       |         | RESTRICT: PHYSIOLOGICAL SCIENCE MAJORS  |          |     |     |       |        |               |               |                |          |       |    |       |
|                |                       | Y       | 87-371-204L   | LAB 4    |     |     | \$ 45 | F      | 10:00- 1:50P  | LS 5323       |                | 0        | 30    | LG | 3.0   |
|                |                       |         | RESTRICT: PHYSIOLOGICAL SCIENCE MAJORS  |          |     |     |       |        |               |               |                |          |       |    |       |
| 135            | DYNAMCL SYSTMS MDLNGY | Y       | -----   | LEC 1    |     |     |       | MW     | 2:00- 3:50P   | GEOLOGY 3656  | GARFINKEL, A.  | 50       | 07    | LG | 5.0   |
|                |                       | Y       | 387-510-201   | LAB 1A   |     |     |       | T      | 4:00- 5:50P   | MS 5225       |                | 25       |       |    | 0.0   |
|                |                       | Y       | 387-510-202   | LAB 1B   |     |     |       | R      | 4:00- 5:50P   | FRANZ 2288    |                | 25       |       |    | 0.0   |
| 147            | NEUROBIO-LEARN&MMRY   | Y       | 87-582-200L   | LEC 1    |     |     |       | TR     | 1:00- 2:50P   | GEOLOGY 4660  | GLANZMAN, D.L. | 50       | 15    | LG | 5.0   |
|                |                       |         | RESTRICT: NEUROSCI AND PHYSIOLOGICAL SCI  |          |     |     |       |        |               |               |                |          |       |    |       |
| 165            | COMP ANIMAL PHYSIOL   | Y       | -----   | LEC 1    |     |     |       | MWF    | 1:00- 1:50P   | LAKRETZ 120   | FRYE, M.A.     | 50       | 06    | LG | 4.0   |
|                |                       | Y       | 387-690-201   | DIS 1A   |     |     |       | W      | 3:00- 3:50P   | LAKRETZ 120   |                | 25       |       |    | 0.0   |
|                |                       | Y       | 387-690-202   | DIS 1B   |     |     |       | F      | 3:00- 3:50P   | LAKRETZ 120   |                | 25       |       |    | 0.0   |
| 177            | NEUROETHOLOGY         | Y       | -----   | LEC 1    |     |     |       | MWF    | 10:00- 10:50A | BOTANY 325    | METZNER, W.H.  | 50       | 03    | LG | 5.0   |
|                |                       | Y       | 87-762-201L   | DIS 1A   |     |     |       | TBA    |               |               |                | 50       |       |    | 0.0   |
|                |                       |         | For Physiological Science M180A, there will be two evening midterm examinations from 7 to 9 p.m. on the following Mondays: October 18 and November 8, 2010. |          |     |     |       |        |               |               |                |          |       |    |       |
| M180A          | CELL&SSTMS NEUROSCI   | Y       | -----   | LEC 1    |     |     |       | TR     | 2:00- 3:50P   | WG YOUNG CS24 | PIRI, N.       | 16       | 15    | SO | 5.0   |
|                |                       |         | SAME AS: MCD BIO M175A, NEUROSC M101A, PSYCH M117A  |          |     |     |       |        |               |               |                |          |       |    |       |
|                |                       | Y       | 387-780-201   | DIS 1A   |     |     |       | F      | 8:00- 9:20A   | GEOLOGY 6704  |                | 2        |       |    | 0.0   |
|                |                       | Y       | 387-780-202   | DIS 1B   |     |     |       | F      | 9:30- 10:50A  | GEOLOGY 6704  |                | 2        |       |    | 0.0   |
|                |                       | Y       | 387-780-203   | DIS 1C   |     |     |       | F      | 11:00- 12:20P | GEOLOGY 6704  |                | 2        |       |    | 0.0   |
|                |                       | Y       | 387-780-204   | DIS 1D   |     |     |       | F      | 12:30- 1:50P  | GEOLOGY 6704  |                | 2        |       |    | 0.0   |
|                |                       | Y       | 387-780-205   | DIS 1E   |     |     |       | F      | 8:00- 9:20A   | GEOLOGY 4660  |                | 2        |       |    | 0.0   |
|                |                       | Y       | 387-780-206   | DIS 1F   |     |     |       | F      | 9:30- 10:50A  | GEOLOGY 4660  |                | 2        |       |    | 0.0   |
|                |                       | Y       | 387-780-207   | DIS 1G   |     |     |       | F      | 11:00- 12:20P | GEOLOGY 4660  |                | 2        |       |    | 0.0   |
|                |                       | Y       | 387-780-208   | DIS 1H   |     |     |       | F      | 12:30- 1:50P  | GEOLOGY 4660  |                | 2        |       |    | 0.0   |
| 192            | PRACT-SYS ANATOMY     | Y       | 87-852-201L   | SEM 1    |     |     |       | UNSCHE |               |               | PHELPS, P.E.   | 18       | 30    | SO | 3.0   |
|                |                       |         | RESTRICT: INSTRUCTOR CONSENT  |          |     |     |       |        |               |               |                |          |       |    |       |
| 194            | RESEARCH GROUP SEM    | Y       | 87-864-200L   | SEM 1    |     |     |       | W      | 4:00- 5:20P   | LAKRETZ 120   | SIMMONS, D.D.  | 20       | 30    | LG | 2.0   |
|                |                       |         | RESTRICT: DEPARTMENT CONSENT  |          |     |     |       |        |               |               |                |          |       |    |       |
| M202           | CELLULAR NROPHYSLGGY  | Y       | -----   | LEC 1    |     |     |       | MWF    | 9:00- 9:50A   | BOTANY 325    | FAIN, G.L.     | 10       | 30    | LG | 4.0   |
|                |                       |         | SAME AS: NEURBIO M200F, NEURO M202  |          |     |     |       |        |               |               |                |          |       |    |       |
|                |                       |         | RESTRICT: GRADUATE STUDENTS   |          |     |     |       |        |               |               |                |          |       |    |       |
| CM204          | HUMAN BIO-BMED ENGR Y | Y       | 87-012-201L   | DIS 1A   |     |     |       | M      | 4:00- 5:50P   | BOTANY 325    |                | 10       |       |    | 0.0   |
|                |                       |         | SAME AS: BIOMED CM202   |          |     |     |       |        |               |               |                |          |       |    |       |
|                |                       |         | RESTRICT: GRADUATE STUDENTS   |          |     |     |       |        |               |               |                |          |       |    |       |
| 235            | DYNAMCL SYSTMS MDLNGY | Y       | 87-024-201L   | LAB 1A   |     |     |       | F      | 10:00- 11:50A | PAB 1749      |                | 2        |       |    | 0.0   |
|                |                       | Y       | 87-210-201L   | LAB 1A   |     |     |       | T      | 4:00- 5:50P   | MS 5225       | GARFINKEL, A.  | 6        | 07    | LG | 5.0   |
|                |                       | Y       | 87-422-200L   | LEC 1    |     |     |       | MW     | 4:00- 5:50P   | LAKRETZ 100   | ARNOLD, A.P.   | 6        |       |    | 0.0   |
|                |                       |         | RESTRICT: PHYSIOLOGICAL SCI GRAD STUDENTS   |          |     |     |       |        |               |               |                |          |       |    |       |
| 495            | PRACTICM-TA-PHY SCI   | Y       | 87-790-200L   | SEM 1    |     |     |       | M      | 7:00- 8:50P   | LS 2226       | METZNER, W.H.  | 25       | 30    | SU | 2.0   |
|                |                       |         | RESTRICT: GRADUATE STUDENTS   |          |     |     |       |        |               |               |                |          |       |    |       |

**INTERNATIONAL DEVELOPMENT STUDIES**

A per-unit Instructional Enhancement Fee is assessed on most L&S undergraduate nontutorial classes. See the Miscellaneous Fee Chart at <http://www.registrar.ucla.edu/fees/> for fee amounts.

|      |                      |   |  |        |  |  |  |    |               |              |                |     |    |    |     |
|------|----------------------|---|--|--------|--|--|--|----|---------------|--------------|----------------|-----|----|----|-----|
| 100A | ECON DVLP&CLTR CHNGY | Y | -----  | LEC 1  |  |  |  | MW | 3:00- 4:15P   | HUMANTS A51  | GUPTA, A.      | 141 | 08 | LG | 4.0 |
|      |                      |   | RESTRICT: INTERNATIONAL DEVELOPMENT MAJORS               |        |  |  |  |    |               |              |                |     |    |    |     |
|      |                      | Y | 229-300-201  | DIS 1A |  |  |  | F  | 10:00- 10:50A | PUB AFF 2242 |                | 15  |    |    | 0.0 |
|      |                      | Y | 229-300-202  | DIS 1B |  |  |  | F  | 11:00- 11:50A | PUB AFF 1337 |                | 15  |    |    | 0.0 |
|      |                      | Y | 229-300-203  | DIS 1C |  |  |  | F  | 12:00- 12:50P | BUNCHE 3211  |                | 15  |    |    | 0.0 |
|      |                      | Y | 229-300-204  | DIS 1D |  |  |  | R  | 11:00- 11:50A | BUNCHE 3170  |                | 16  |    |    | 0.0 |
|      |                      | Y | 229-300-205  | DIS 1E |  |  |  | R  | 12:00- 12:50P | ROYCE 148    |                | 16  |    |    | 0.0 |
|      |                      | Y | 229-300-206  | DIS 1F |  |  |  | R  | 1:00- 1:50P   | ROYCE 148    |                | 16  |    |    | 0.0 |
|      |                      | Y | 229-300-207  | DIS 1G |  |  |  | R  | 2:00- 2:50P   | BUNCHE 3211  |                | 16  |    |    | 0.0 |
|      |                      | Y | 229-300-208  | DIS 1H |  |  |  | R  | 3:00- 3:50P   | PUB AFF 2242 |                | 16  |    |    | 0.0 |
|      |                      | Y | 229-300-209  | DIS 1I |  |  |  | R  | 4:00- 4:50P   | PUB AFF 2319 |                | 16  |    |    | 0.0 |
| 191  | SENIOR SEMINAR       | Y | 29-846-201L  | SEM 1  |  |  |  | T  | 1:00- 3:50P   | ROLFE 3134   | DA VANZO, J.S. | 20  | 30 | LG | 4.0 |
|      |                      |   | RESTRICT: INTERNATIONAL DEVELOPMENT MAJORS, SENIORS ONLY |        |  |  |  |    |               |              |                |     |    |    |     |
|      |                      |   | International Development 191, seminar 1:                |        |  |  |  |    |               |              |                |     |    |    |     |
|      |                      | Y | 29-846-202L  | SEM 2  |  |  |  | R  | 12:30- 3:20P  | ROLFE 3134   | OZLER, S.      | 20  | 30 | LG | 4.0 |
|      |                      |   | RESTRICT: INTERNATIONAL DEVELOPMENT MAJORS, SENIORS ONLY |        |  |  |  |    |               |              |                |     |    |    |     |
|      |                      |   | International Development 191, seminar 2:                |        |  |  |  |    |               |              |                |     |    |    |     |

**ITALIAN**

A per-unit Instructional Enhancement Fee is assessed on most L&S undergraduate nontutorial classes. See the Miscellaneous Fee Chart at <http://www.registrar.ucla.edu/fees/> for fee amounts. Students who have taken Italian elsewhere (without receiving UCLA credit) and wish to take Italian 1 thru 6 must take a placement examination. To reserve a space for the examination, call Professor Tognozzi at (310) 794-8910.

|     |                      |   |             |        |  |  |  |       |               |              |                |    |    |    |     |
|-----|----------------------|---|-------------|--------|--|--|--|-------|---------------|--------------|----------------|----|----|----|-----|
| 1   | ELEMENTARY ITALIAN   | Y | 37-003-201L | LEC 1  |  |  |  | MTWRF | 9:00- 9:50A   | HAINES A74   |                | 25 | 27 | SO | 4.0 |
|     |                      | Y | 37-003-202L | LEC 2  |  |  |  | MTWRF | 10:00- 10:50A | MS 6201      |                | 25 | 27 | SO | 4.0 |
|     |                      | Y | 37-003-203L | LEC 3  |  |  |  | MTWRF | 11:00- 11:50A | BUNCHE 3153  | TOGNOZZI, E.A. | 25 | 27 | SO | 4.0 |
|     |                      | Y | 37-003-204L | LEC 4  |  |  |  | MTWRF | 11:00- 11:50A | DODD 154     | TRUONG, H.T.   | 25 | 27 | SO | 4.0 |
|     |                      | Y | 37-003-205L | LEC 5  |  |  |  | MTWRF | 12:00- 12:50P | MS 6201      |                | 25 | 27 | SO | 4.0 |
|     |                      | Y | 37-003-206L | LEC 6  |  |  |  | MTWRF | 12:00- 12:50P | BUNCHE 3178  |                | 25 | 27 | SO | 4.0 |
| 2   | ELEMENTARY ITALIAN   | Y | 37-009-201L | LEC 1  |  |  |  | MTWRF | 9:00- 9:50A   | ROYCE 150    | MARINO, P.     | 28 | 27 | SO | 4.0 |
|     |                      | Y | 37-009-202L | LEC 2  |  |  |  | MTWRF | 12:00- 12:50P | PUB AFF 1256 | MARINO, P.     | 28 | 27 | SO | 4.0 |
| 3   | ELEMENTARY ITALIAN   | Y | 37-015-201L | LEC 1  |  |  |  | MTWRF | 10:00- 10:50A | DODD 154     | TRUONG, H.T.   | 28 | 27 | SO | 4.0 |
|     |                      | Y | 37-015-202L | LEC 2  |  |  |  | MTWRF | 11:00- 11:50A | MS 6201      |                | 28 | 27 | SO | 4.0 |
| 4   | INTERMED ITALIAN     | Y | 37-021-200L | LEC 1  |  |  |  | MTWR  | 11:00- 11:50A | PUB AFF 2319 |                | 28 | 27 | SO | 4.0 |
| 5   | INTERMED ITALIAN     | Y | 37-024-200L | LEC 1  |  |  |  | MTWR  | 12:00- 12:50P | HAINES 122   | TRUONG, H.T.   | 18 | 27 | SO | 4.0 |
| 6   | INTERMED ITALIAN     | Y | 37-027-200L | LEC 1  |  |  |  | MTWR  | 10:00- 10:50A | ROLFE 3112   | MARINO, P.     | 15 | 27 | SO | 4.0 |
| 50A | LIT-MID AGES-BAROQUE | Y | -----       | LEC 1  |  |  |  | MW    | 12:00- 1:15P  | PUB AFF 2250 | BETTI, F.      | 60 | 30 | SO | 5.0 |
|     |                      | Y | 237-155-201 | DIS 1A |  |  |  | F     | 10:00- 10:50A | ROYCE 160    |                | 20 |    |    | 0.0 |
|     |                      | Y | 237-155-202 | DIS 1B |  |  |  | F     | 11:00- 11:50A | MS 5203      |                | 20 |    |    | 0.0 |
|     |                      | Y | 237-155-203 | DIS 1C |  |  |  | F     | 12:00- 12:50P | ROYCE 160    |                | 20 |    |    | 0.0 |
| 100 | COMPOSITION & STYLE  | Y | 37-300-200L | LEC 1  |  |  |  | MW    | 11:00- 12:15P | PUB AFF 1278 | TOGNOZZI, E.A. | 15 | 30 | SO | 4.0 |
| 113 | LA DIVINA COMMEDIA   | Y | 37-381-200L | LEC 1  |  |  |  | TR    | 11:00- 12:15P | BUNCHE 2181  | CIAVOLELLA, M. | 25 | 30 | SO | 4.0 |
| 121 | LITERATURE & FILM    | Y | 37-428-200L | LEC 1  |  |  |  | TR    | 9:30- 10:45A  | MS 5203      | HARRISON, T.J. | 25 | 30 | SO | 4.0 |
| 150 | MODRN FICTN-TRNSLTN  | Y | 37-592-200L | LEC 1  |  |  |  | TR    | 12:30- 1:45P  | MOORE 1003   | HARRISON, T.J. | 25 | 30 | SO | 4.0 |
| 180 | HIST-ITALIAN LANG    | Y | 37-780-200L | LEC 1  |  |  |  | MW    | 2:00- 3:15P   | HAINES A74   | TUTTLE, E.F.   | 25 | 30 | SO | 4.0 |

| CATALOG NUMBER | COURSE TITLE        | ENF REQ | CLS ID      | NUMB | TYP | SEC | FEE | DAYS | TIME        | BUILDING/ROOM | INSTRUCTOR                                     | ENRL CAP | XC | GD TP | UNITS   |
|----------------|---------------------|---------|-------------|------|-----|-----|-----|------|-------------|---------------|--|----------|----|-------|---------|
| 205A           | BRIEF HIST-LIT CRIT | Y       | 37-064-200L | LEC  | 1   |     |     | W    | 2:00- 4:50P | ROYCE 342     | CIAVOLELLA, M.                                 | 15       | 30 | SO    | 4.0     |
|                |                     |         |             |      |     |     |     |      |             |               | RESTRICT: GRADUATE STUDENTS                    |          |    |       |         |
| 221A           | STDS-20TH-CENT LIT  | Y       | 37-239-200L | LEC  | 1   |     |     | T    | 2:00- 4:50P | ROYCE 342     | RE, L.   | 15       | 30 | SO    | 4.0     |
| 495A           | TCHG ITAL-CLGE LEVL | Y       | 37-765-200L | SEM  | 1   |     |     | M    | 1:00- 2:50P | ROLFE 3115    | TOGNOZZI, E.A.                                 | 15       | 30 | SU    | 2.0-4.0 |
|                |                     |         |             |      |     |     |     |      |             |               | RESTRICT: ITALIAN,FRENCH,COMP LIT,ROMANCE GRAD |          |    |       |         |

## LABOR AND WORKPLACE STUDIES

A per-unit Instructional Enhancement Fee is assessed on most L&S undergraduate nontutorial classes. See the Miscellaneous Fee Chart at <http://www.registrar.ucla.edu/fees/> for fee amounts.

|      |                     |   |             |     |   |  |  |    |               |              |   |    |    |    |     |
|------|---------------------|---|-------------|-----|---|--|--|----|---------------|--------------|---|----|----|----|-----|
| M123 | COMMUNITY FORMATION | N | 42-438-200L | LEC | 1 |  |  | MW | 10:00- 11:50A | DODD 175     | HINOJOSA-OJEDA, R.                          | 5  | 30 | LG | 4.0 |
|      |                     |   |             |     |   |  |  |    |               |              | SAME AS: CHICANO M119                       |    |    |    |     |
| M125 | US-MEXICO RELATIONS | N | 42-450-200L | LEC | 1 |  |  | MW | 2:00- 3:50P   | PUB AFF 1222 | HINOJOSA-OJEDA, R.                          | 5  | 30 | SO | 4.0 |
|      |                     |   |             |     |   |  |  |    |               |              | SAME AS: CHICANO M125                       |    |    |    |     |
| 188  | SPECIAL COURSES     | N | 42-828-201L | SEM | 2 |  |  | MW | 12:00- 1:50P  | ROLFE 3127   | VALENZUELA, A.                              | 10 | 05 | SO | 4.0 |
|      |                     |   |             |     |   |  |  |    |               |              | Labor and Workplace Studies 188, seminar 2: |    |    |    |     |
| 194  | RESEARCH GROUP SEM  | N | 42-864-200L | SEM | 1 |  |  | R  | 2:00- 4:50P   |              | WONG, K.                                    | 14 | 30 | SO | 4.0 |
|      |                     |   |             |     |   |  |  |    |               |              | RESTRICT: INSTRUCTOR CONSENT                |    |    |    |     |

## LATIN AMERICAN STUDIES

A per-unit Instructional Enhancement Fee is assessed on most L&S undergraduate nontutorial classes. See the Miscellaneous Fee Chart at <http://www.registrar.ucla.edu/fees/> for fee amounts.

|     |                      |   |             |     |   |  |  |   |             |              |                             |    |    |    |     |
|-----|----------------------|---|-------------|-----|---|--|--|---|-------------|--------------|-----------------------------|----|----|----|-----|
| 205 | LATN AMRCN SCHLRSHPY | Y | 40-030-200L | LEC | 1 |  |  | T | 1:00- 3:50P | PUB AFF 1270 | TERRACIANO, K.B.            | 20 | 30 | SO | 4.0 |
|     |                      |   |             |     |   |  |  |   |             |              | RESTRICT: GRADUATE STUDENTS |    |    |    |     |

## LAW

### Undergraduate Law

|     |                     |   |             |     |   |  |  |    |              |          |                  |    |    |    |     |
|-----|---------------------|---|-------------|-----|---|--|--|----|--------------|----------|------------------|----|----|----|-----|
| 173 | AMERICAN CONST HIST | Y | 45-738-200L | LEC | 1 |  |  | WR | 11:20- 1:00P | LAW 3473 | SPILLENGER, C.S. | 40 | 30 | SO | 4.0 |
|-----|---------------------|---|-------------|-----|---|--|--|----|--------------|----------|------------------|----|----|----|-----|

## LESBIAN, GAY, BISEXUAL, AND TRANSGENDER STUDIES

A per-unit Instructional Enhancement Fee is assessed on most L&S undergraduate nontutorial classes. See the Miscellaneous Fee Chart at <http://www.registrar.ucla.edu/fees/> for fee amounts.

|       |                      |   |             |     |    |  |  |    |               |              |                                    |    |    |    |     |
|-------|----------------------|---|-------------|-----|----|--|--|----|---------------|--------------|------------------------------------|----|----|----|-----|
| M101A | GAY LIT-PRE STONEWL  | N | 46-306-200L | LEC | 1  |  |  | TR | 12:00- 1:50P  | FRANZ 2258A  | LITTLE, A.L.                       | 10 | 14 | SO | 5.0 |
|       |                      |   |             |     |    |  |  |    |               |              | SAME AS: ENGL M101A,WOM STD M101A  |    |    |    |     |
| M114  | LSBN&GAY&BSX&TRNGNDN | N | 46-498-200L | LEC | 1  |  |  | TR | 2:00- 3:15P   | HUMANTS 135  | SCHULTZ, J.A.                      | 72 | 15 | SO | 5.0 |
|       |                      |   |             |     |    |  |  |    |               |              | SAME AS: WOM STD M114              |    |    |    |     |
|       |                      | N | 246-384-201 | DIS | 1A |  |  | T  | 9:00- 9:50A   | LAKRETZ 100  | GHAVAMI, N.                        | 11 |    |    | 0.0 |
|       |                      | N | 246-384-202 | DIS | 1B |  |  | T  | 10:00- 10:50A | LAKRETZ 100  | GHAVAMI, N.                        | 13 |    |    | 0.0 |
|       |                      | N | 246-384-203 | DIS | 1C |  |  | T  | 12:00- 12:50P | LAKRETZ 101  | GORSHEIN, D.M.                     | 11 |    |    | 0.0 |
|       |                      | N | 246-384-204 | DIS | 1D |  |  | T  | 1:00- 1:50P   | HUMANTS A46  | GORSHEIN, D.M.                     | 12 |    |    | 0.0 |
| M133  | CHICANA LESBIAN LIT  | N | 46-498-200L | LEC | 1  |  |  | TR | 9:00- 10:50A  | PUB AFF 2232 | PALACIOS, M.A.                     | 5  | 12 | LG | 4.0 |
|       |                      |   |             |     |    |  |  |    |               |              | SAME AS: CHICANO M133,WOM STD M133 |    |    |    |     |
| 187   | TOPICS-LGBT STUDIES  | N | 46-846-201L | LEC | 1  |  |  | TR | 12:00- 1:50P  | POWELL 270   | DUNYE, C.L.                        | 30 | 30 | SO | 4.0 |
|       |                      |   |             |     |    |  |  |    |               |              | LGBTs 187, lecture 1:              |    |    |    |     |

## LIFE SCIENCES

A per-unit Instructional Enhancement Fee is assessed on most L&S undergraduate nontutorial classes. See the Miscellaneous Fee Chart at <http://www.registrar.ucla.edu/fees/> for fee amounts.

For Life Sciences 1 lecture 1 there will be a MANDATORY midterm examination from 6:50p.m. on the following Thursdays October 21 and November 18, 2010. An alternate midterm examination arrangement can be made except as authorized under Section 92640(a) of the California Education Code for religious creed or as prearranged with the Office for Students with Disabilities.

|   |                      |   |             |     |    |  |       |     |               |              |  |     |    |    |     |
|---|----------------------|---|-------------|-----|----|--|-------|-----|---------------|--------------|--|-----|----|----|-----|
| 1 | EVOLUTN&ECOL&BIODIVY | Y | 252-003-201 | DEM | 1A |  |       | TR  | 8:00- 9:15A   | LAKRETZ 110  | PIRES, D.B.  | 288 | 11 | SO | 5.0 |
|   |                      | Y | 252-003-202 | DEM | 1B |  |       | M   | 10:00- 11:50A | WGYOUNG 2343 |  | 24  |    |    | 0.0 |
|   |                      | Y | 252-003-203 | DEM | 1C |  |       | M   | 10:00- 11:50A | SLICHTR 2870 |  | 24  |    |    | 0.0 |
|   |                      | Y | 252-003-204 | DEM | 1C |  |       | M   | 12:00- 1:50P  | WGYOUNG 2343 |  | 24  |    |    | 0.0 |
|   |                      | Y | 252-003-204 | DEM | 1D |  |       | M   | 12:00- 1:50P  | SLICHTR 2870 |  | 24  |    |    | 0.0 |
|   |                      | Y | 252-003-205 | DEM | 1E |  |       | M   | 2:00- 3:50P   | WGYOUNG 2343 |  | 24  |    |    | 0.0 |
|   |                      | Y | 252-003-206 | DEM | 1F |  |       | M   | 2:00- 3:50P   | SLICHTR 2870 |  | 24  |    |    | 0.0 |
|   |                      | Y | 252-003-207 | DEM | 1G |  |       | W   | 10:00- 11:50A | WGYOUNG 2343 |  | 24  |    |    | 0.0 |
|   |                      | Y | 252-003-208 | DEM | 1H |  |       | W   | 10:00- 11:50A | SLICHTR 2870 |  | 24  |    |    | 0.0 |
|   |                      | Y | 252-003-209 | DEM | 1I |  |       | W   | 12:00- 1:50P  | WGYOUNG 2343 |  | 24  |    |    | 0.0 |
|   |                      | Y | 252-003-210 | DEM | 1J |  |       | W   | 12:00- 1:50P  | SLICHTR 2870 |  | 24  |    |    | 0.0 |
|   |                      | Y | 252-003-211 | DEM | 1K |  |       | W   | 2:00- 3:50P   | WGYOUNG 2343 |  | 24  |    |    | 0.0 |
|   |                      | Y | 252-003-212 | DEM | 1L |  |       | W   | 4:00- 5:50P   | WGYOUNG 2343 |  | 24  |    |    | 0.0 |
|   |                      | Y | 252-003-213 | DEM | 1M |  |       | M   | 4:00- 5:50P   | WGYOUNG 2343 |  | 0   |    |    | 0.0 |
|   |                      | Y | 252-003-214 | DEM | 1N |  |       | M   | 4:00- 5:50P   | SLICHTR 2870 |  | 0   |    |    | 0.0 |
|   |                      | Y | 252-003-215 | DEM | 1O |  |       | M   | 8:00- 9:50A   | WGYOUNG 2343 |  | 0   |    |    | 0.0 |
|   |                      |   |             |     |    |  |       |     |               |              | For Life Sciences 1 lecture 2 there will be a MANDATORY midterm examination from 6:50p.m. on the following Thursdays October 21 and November 18, 2010. An alternate midterm examination arrangement can be made except as authorized under Section 92640(a) of the California Education Code for religious creed or as prearranged with the Office for Students with Disabilities.   |     |    |    |     |
|   |                      | Y | 252-003-221 | DEM | 2A |  |       | TR  | 2:00- 3:15P   | LAKRETZ 110  | PIRES, D.B.  | 216 | 15 | SO | 5.0 |
|   |                      | Y | 252-003-222 | DEM | 2B |  |       | T   | 10:00- 11:50A | WGYOUNG 2343 |  | 24  |    |    | 0.0 |
|   |                      | Y | 252-003-223 | DEM | 2C |  |       | T   | 10:00- 11:50A | SLICHTR 2870 |  | 24  |    |    | 0.0 |
|   |                      | Y | 252-003-223 | DEM | 2C |  |       | T   | 12:00- 1:50P  | WGYOUNG 2343 |  | 24  |    |    | 0.0 |
|   |                      | Y | 252-003-224 | DEM | 2D |  |       | T   | 12:00- 1:50P  | SLICHTR 2870 |  | 24  |    |    | 0.0 |
|   |                      | Y | 252-003-225 | DEM | 2E |  |       | T   | 2:00- 3:50P   | WGYOUNG 2343 |  | 24  |    |    | 0.0 |
|   |                      | Y | 252-003-226 | DEM | 2F |  |       | T   | 2:00- 3:50P   | SLICHTR 2870 |  | 24  |    |    | 0.0 |
|   |                      | Y | 252-003-227 | DEM | 2G |  |       | T   | 4:00- 5:50P   | WGYOUNG 2343 |  | 24  |    |    | 0.0 |
|   |                      | Y | 252-003-228 | DEM | 2H |  |       | R   | 10:00- 11:50A | WGYOUNG 2343 |  | 24  |    |    | 0.0 |
|   |                      | Y | 252-003-229 | DEM | 2I |  |       | R   | 10:00- 11:50A | SLICHTR 2870 |  | 24  |    |    | 0.0 |
|   |                      | Y | 252-003-230 | DEM | 2J |  |       | T   | 4:00- 5:50P   | SLICHTR 2870 |  | 0   |    |    | 0.0 |
|   |                      | Y | 252-003-231 | DEM | 2K |  |       | W   | 2:00- 3:50P   | SLICHTR 2870 |  | 0   |    |    | 0.0 |
|   |                      | Y | 252-003-232 | DEM | 2L |  |       | W   | 4:00- 5:50P   | SLICHTR 2870 |  | 0   |    |    | 0.0 |
|   |                      | Y | 252-003-233 | DEM | 2M |  |       | M   | 8:00- 9:50A   | SLICHTR 2870 |  | 0   |    |    | 0.0 |
|   |                      | Y | 252-003-234 | DEM | 2N |  |       | W   | 8:00- 9:50A   | WGYOUNG 2343 |  | 0   |    |    | 0.0 |
|   |                      | Y | 252-003-235 | DEM | 2O |  |       | W   | 8:00- 9:50A   | SLICHTR 2870 |  | 0   |    |    | 0.0 |
|   |                      |   |             |     |    |  |       |     |               |              | For Life Sciences 2 lecture 1 check the announcement on the course website (Blackboard) before the first stay of class for the week. See section on assignments for the quarter. For Life Sciences 2 lecture 1 there will be a MANDATORY midterm examination from 6:50p.m. on Tuesday October 9 and Wednesday November 10, 2010. An alternate midterm examination arrangement can be made except as authorized under Section 92640(a) of the California Education Code for religious creed or as prearranged with the Office for Students with Disabilities. |     |    |    |     |
| 2 | CELLS&TISSUES&ORGN   | Y | 252-006-201 | DIS | 1A |  | \$ 10 | MWF | 10:00- 10:50A | LAKRETZ 110  | ESDIN, J.  | 288 | 03 | LG | 5.0 |
|   |                      | Y | 252-006-202 | DIS | 1B |  |       | M   | 12:00- 2:50P  | WGYOUNG 2336 |  | 24  |    |    | 0.0 |
|   |                      | Y | 252-006-203 | DIS | 1C |  |       | M   | 12:00- 2:50P  | WGYOUNG 2370 |  | 24  |    |    | 0.0 |
|   |                      | Y | 252-006-204 | DIS | 1D |  |       | M   | 1:00- 3:50P   | WGYOUNG 2379 |  | 24  |    |    | 0.0 |
|   |                      | Y | 252-006-205 | DIS | 1E |  |       | M   | 3:00- 5:50P   | WGYOUNG 2336 |  | 24  |    |    | 0.0 |
|   |                      | Y | 252-006-205 | DIS | 1E |  |       | M   | 3:00- 5:50P   | WGYOUNG 2370 |  | 24  |    |    | 0.0 |



| CATALOG NUMBER  | COURSE TITLE        | ENF REQ | ID          | NUMB | CLS TYP | SEC | FEE   | DAYS | TIME          | BUILDING/ROOM | INSTRUCTOR     | ENRL CAP | XC | GD TP | UNITS |
|---|---------------------|---------|-------------|------|---------|-----|-------|------|---------------|---------------|----------------|----------|----|-------|-------|
|   |                     | Y       | 252-006-206 | DIS  | 1F      |     |       | M    | 4:00- 6:50P   | WG YOUNG 2379 |                | 24       |    |       | 0.0   |
|   |                     | Y       | 252-006-207 | DIS  | 1G      |     |       | T    | 8:00- 10:50A  | WG YOUNG 2336 |                | 24       |    |       | 0.0   |
|   |                     | Y       | 252-006-208 | DIS  | 1H      |     |       | T    | 8:00- 10:50A  | WG YOUNG 2370 |                | 24       |    |       | 0.0   |
|   |                     | Y       | 252-006-209 | DIS  | 1I      |     |       | T    | 9:00- 11:50A  | WG YOUNG 2379 |                | 24       |    |       | 0.0   |
|   |                     | Y       | 252-006-210 | DIS  | 1J      |     |       | T    | 11:00- 1:50P  | WG YOUNG 2336 |                | 24       |    |       | 0.0   |
|   |                     | Y       | 252-006-211 | DIS  | 1K      |     |       | T    | 11:00- 1:50P  | WG YOUNG 2370 |                | 24       |    |       | 0.0   |
|   |                     | Y       | 252-006-212 | DIS  | 1L      |     |       | T    | 12:00- 2:50P  | WG YOUNG 2379 |                | 24       |    |       | 0.0   |
|   |                     | Y       | 252-006-213 | DIS  | 1M      |     |       | F    | 11:00- 1:50P  | WG YOUNG 2336 |                | 0        |    |       | 0.0   |
|   |                     | Y       | 252-006-214 | DIS  | 1N      |     |       | F    | 11:00- 1:50P  | WG YOUNG 2379 |                | 0        |    |       | 0.0   |
|   |                     | Y       | 252-006-215 | DIS  | 1O      |     |       | W    | 11:00- 12:50P | MS 3915G      |                | 0        |    |       | 0.0   |
|   |                     | Y       | 252-006-216 | DIS  | 1P      |     |       | F    | 8:00- 10:50A  | MS 3915G      |                | 0        |    |       | 0.0   |
|   |                     | Y       | 252-006-217 | DIS  | 1Q      |     |       | F    | 11:00- 1:50P  | MS 3915G      |                | 0        |    |       | 0.0   |
|   |                     | Y       | 252-006-218 | DIS  | 1R      |     |       | M    | 11:00- 12:50P | MS 3915H      |                | 0        |    |       | 0.0   |
|   |                     | Y       | 252-006-219 | DIS  | 1S      |     |       | W    | 11:00- 12:50P | MS 3915H      |                | 0        |    |       | 0.0   |
| FoLifeSciences2lectur2checkthannouncementsonthecoursewebsite(Blackboard)beforethefirstdayofclassoftheweeklysectionroomassignmentsforthequarterFoLifeSciences2lectur2therewillbawMANDATORY midtermexaminationsfrom11:00:50p.m.thefollowingWednesdaysOctober2andNovember72010Nalternatmidtermexaminationarrangementscarbmadexcep authorizedndeSection92640(a)oftheCaliforniaEducation Code for religious creed or as prearranged with the Office for Students with Disabilities.  |                     |         |             |      |         |     |       |      |               |               |                |          |    |       |       |
|   |                     | Y       | 252-006-221 | DIS  | 2A      |     | \$ 10 | TR   | 9:30- 10:45A  | LAKRETZ 110   | FAIN, G.L.     | 288      | 12 | LG    | 5.0   |
|   |                     | Y       | 252-006-222 | DIS  | 2B      |     |       | M    | 9:00- 11:50A  | WG YOUNG 2336 |                | 24       |    |       | 0.0   |
|   |                     | Y       | 252-006-223 | DIS  | 2C      |     |       | M    | 10:00- 12:50P | WG YOUNG 2379 |                | 24       |    |       | 0.0   |
|   |                     | Y       | 252-006-224 | DIS  | 2D      |     |       | T    | 2:00- 4:50P   | WG YOUNG 2336 |                | 24       |    |       | 0.0   |
|   |                     | Y       | 252-006-225 | DIS  | 2E      |     |       | T    | 2:00- 4:50P   | WG YOUNG 2370 |                | 24       |    |       | 0.0   |
|   |                     | Y       | 252-006-226 | DIS  | 2F      |     |       | T    | 3:00- 5:50P   | WG YOUNG 2379 |                | 24       |    |       | 0.0   |
|   |                     | Y       | 252-006-227 | DIS  | 2G      |     |       | W    | 8:00- 10:50A  | WG YOUNG 2336 |                | 24       |    |       | 0.0   |
|   |                     | Y       | 252-006-228 | DIS  | 2H      |     |       | W    | 8:00- 10:50A  | WG YOUNG 2370 |                | 24       |    |       | 0.0   |
|   |                     | Y       | 252-006-229 | DIS  | 2I      |     |       | W    | 9:00- 11:50A  | WG YOUNG 2379 |                | 24       |    |       | 0.0   |
|   |                     | Y       | 252-006-230 | DIS  | 2J      |     |       | W    | 11:00- 1:50P  | WG YOUNG 2336 |                | 24       |    |       | 0.0   |
|   |                     | Y       | 252-006-231 | DIS  | 2K      |     |       | W    | 11:00- 1:50P  | WG YOUNG 2370 |                | 24       |    |       | 0.0   |
|   |                     | Y       | 252-006-232 | DIS  | 2L      |     |       | W    | 12:00- 2:50P  | WG YOUNG 2379 |                | 24       |    |       | 0.0   |
|   |                     | Y       | 252-006-233 | DIS  | 2M      |     |       | F    | 8:00- 10:50A  | WG YOUNG 2336 |                | 0        |    |       | 0.0   |
|   |                     | Y       | 252-006-234 | DIS  | 2N      |     |       | F    | 8:00- 10:50A  | WG YOUNG 2379 |                | 0        |    |       | 0.0   |
|   |                     | Y       | 252-006-235 | DIS  | 2O      |     |       | M    | 6:00- 6:50P   | MS 3915D      |                | 0        |    |       | 0.0   |
|   |                     | Y       | 252-006-236 | DIS  | 2P      |     |       | F    | 8:00- 10:50A  | MS 3915D      |                | 0        |    |       | 0.0   |
|   |                     | Y       | 252-006-237 | DIS  | 2Q      |     |       | F    | 11:00- 1:50P  | MS 3915D      |                | 0        |    |       | 0.0   |
| FoLifeSciences3lectur2checkthannouncementsonthecoursewebsite(Blackboard)beforethefirstdayofclassoftheweeklysectionroomassignmentsforthequarterFoLifeSciences3lectur2therewillbawMANDATORY midtermexaminationsfrom11:00:50p.m.thefollowingWednesdaysOctober3andNovember102010Nalternatmidtermexaminationarrangementscarbmadexcep authorizedndeSection92640(a)oftheCaliforniaEducation Code for religious creed or as prearranged with the Office for Students with Disabilities. |                     |         |             |      |         |     |       |      |               |               |                |          |    |       |       |
| 3   | INTRO-MOLECULAR BIO | Y       | 252-009-201 | DIS  | 1A      |     | \$ 10 | MWF  | 11:00- 11:50A | MOORE 100     | JOHNSON, L.M.  | 288      | 04 | LG    | 5.0   |
|   |                     | Y       | 252-009-202 | DIS  | 1B      |     |       | M    | 8:00- 10:50A  | MS 3915H      |                | 24       |    |       | 0.0   |
|   |                     | Y       | 252-009-203 | DIS  | 1C      |     |       | M    | 12:00- 2:50P  | MS 3915D      |                | 24       |    |       | 0.0   |
|   |                     | Y       | 252-009-204 | DIS  | 1D      |     |       | M    | 3:00- 5:50P   | MS 3915G      |                | 24       |    |       | 0.0   |
|   |                     | Y       | 252-009-205 | DIS  | 1E      |     |       | M    | 3:00- 5:50P   | MS 3915D      |                | 24       |    |       | 0.0   |
|   |                     | Y       | 252-009-206 | DIS  | 1F      |     |       | T    | 8:00- 10:50A  | MS 3915H      |                | 24       |    |       | 0.0   |
|   |                     | Y       | 252-009-207 | DIS  | 1G      |     |       | T    | 9:00- 11:50A  | MS 3915D      |                | 24       |    |       | 0.0   |
|   |                     | Y       | 252-009-208 | DIS  | 1H      |     |       | T    | 11:00- 1:50P  | MS 3915H      |                | 24       |    |       | 0.0   |
|   |                     | Y       | 252-009-209 | DIS  | 1I      |     |       | T    | 2:00- 4:50P   | MS 3915H      |                | 24       |    |       | 0.0   |
|   |                     | Y       | 252-009-210 | DIS  | 1J      |     |       | W    | 8:00- 10:50A  | MS 3915G      |                | 24       |    |       | 0.0   |
|   |                     | Y       | 252-009-211 | DIS  | 1K      |     |       | W    | 8:00- 10:50A  | MS 3915H      |                | 24       |    |       | 0.0   |
|   |                     | Y       | 252-009-212 | DIS  | 1L      |     |       | W    | 12:00- 2:50P  | MS 3915D      |                | 24       |    |       | 0.0   |
|   |                     | Y       | 252-009-213 | DIS  | 1M      |     |       | R    | 9:00- 11:50A  | MS 3915H      |                | 0        |    |       | 0.0   |
|   |                     | Y       | 252-009-214 | DIS  | 1N      |     |       | T    | 5:00- 7:50P   | MS 3915H      |                | 0        |    |       | 0.0   |
|   |                     | Y       | 252-009-215 | DIS  | 1O      |     |       | R    | 1:00- 3:50P   | MS 3915H      |                | 0        |    |       | 0.0   |
| FoLifeSciences3lectur2checkthannouncementsonthecoursewebsite(Blackboard)beforethefirstdayofclassoftheweeklysectionroomassignmentsforthequarterFoLifeSciences3lectur2therewillbawMANDATORY midtermexaminationsfrom11:00:50p.m.thefollowingWednesdaysOctober3andNovember102010Nalternatmidtermexaminationarrangementscarbmadexcep authorizedndeSection92640(a)oftheCaliforniaEducation Code for religious creed or as prearranged with the Office for Students with Disabilities. |                     |         |             |      |         |     |       |      |               |               |                |          |    |       |       |
|   |                     | Y       | 252-009-221 | DIS  | 2A      |     | \$ 10 | MWF  | 12:00- 12:50P | MOORE 100     | CHENG, G.      | 288      | 05 | LG    | 5.0   |
|   |                     | Y       | 252-009-222 | DIS  | 2B      |     |       | M    | 9:00- 11:50A  | MS 3915G      |                | 24       |    |       | 0.0   |
|   |                     | Y       | 252-009-223 | DIS  | 2C      |     |       | M    | 1:00- 3:50P   | MS 3915D      |                | 24       |    |       | 0.0   |
|   |                     | Y       | 252-009-224 | DIS  | 2D      |     |       | M    | 4:00- 6:50P   | MS 3915H      |                | 24       |    |       | 0.0   |
|   |                     | Y       | 252-009-225 | DIS  | 2E      |     |       | T    | 8:00- 10:50A  | MS 3915G      |                | 24       |    |       | 0.0   |
|   |                     | Y       | 252-009-226 | DIS  | 2F      |     |       | T    | 11:00- 1:50P  | MS 3915G      |                | 24       |    |       | 0.0   |
|   |                     | Y       | 252-009-227 | DIS  | 2G      |     |       | T    | 12:00- 2:50P  | MS 3915D      |                | 24       |    |       | 0.0   |
|   |                     | Y       | 252-009-228 | DIS  | 2H      |     |       | T    | 2:00- 4:50P   | MS 3915G      |                | 24       |    |       | 0.0   |
|   |                     | Y       | 252-009-229 | DIS  | 2I      |     |       | T    | 3:00- 5:50P   | MS 3915D      |                | 24       |    |       | 0.0   |
|   |                     | Y       | 252-009-230 | DIS  | 2J      |     |       | W    | 9:00- 11:50A  | MS 3915D      |                | 24       |    |       | 0.0   |
|   |                     | Y       | 252-009-231 | DIS  | 2K      |     |       | W    | 1:00- 3:50P   | MS 3915G      |                | 24       |    |       | 0.0   |
|   |                     | Y       | 252-009-232 | DIS  | 2L      |     |       | W    | 1:00- 3:50P   | MS 3915H      |                | 24       |    |       | 0.0   |
|   |                     | Y       | 252-009-233 | DIS  | 2M      |     |       | R    | 8:00- 10:50A  | MS 3915G      |                | 0        |    |       | 0.0   |
|   |                     | Y       | 252-009-234 | DIS  | 2N      |     |       | T    | 5:00- 7:50P   | MS 3915G      |                | 0        |    |       | 0.0   |
|   |                     | Y       | 252-009-235 | DIS  | 2O      |     |       | R    | 1:00- 3:50P   | MS 3915G      |                | 0        |    |       | 0.0   |
| FoLifeSciences4lectur1therewillbawMANDATORYmidtermexaminationfrom11:00:50p.m.ThursdayOctober282010Nalternatmidtermexaminationarrangementscarbmadexcep authorizedndeSection 92640(a) of the California Education Code for religious creed or as prearranged with the Office for Students with Disabilities.  |                     |         |             |      |         |     |       |      |               |               |                |          |    |       |       |
| 4   | GENETICS            | Y       | 252-012-201 | DIS  | 1A      |     |       | MWF  | 12:00- 12:50P | LAKRETZ 110   | JACOBSEN, S.E. | 216      | 05 | LG    | 5.0   |
|   |                     | Y       | 252-012-202 | DIS  | 1B      |     |       | M    | 1:00- 2:15P   | WG YOUNG 1054 |                | 24       |    |       | 0.0   |
|   |                     | Y       | 252-012-203 | DIS  | 1C      |     |       | T    | 9:00- 10:15A  | WG YOUNG 1054 |                | 24       |    |       | 0.0   |
|   |                     | Y       | 252-012-204 | DIS  | 1D      |     |       | W    | 10:30- 11:45A | WG YOUNG 1054 |                | 24       |    |       | 0.0   |
|   |                     | Y       | 252-012-205 | DIS  | 1E      |     |       | W    | 1:00- 2:15P   | WG YOUNG 1054 |                | 24       |    |       | 0.0   |
|   |                     | Y       | 252-012-206 | DIS  | 1F      |     |       | R    | 10:30- 11:45A | WG YOUNG 1054 |                | 24       |    |       | 0.0   |
|   |                     | Y       | 252-012-207 | DIS  | 1G      |     |       | R    | 12:00- 1:15P  | WG YOUNG 1054 |                | 24       |    |       | 0.0   |
|   |                     | Y       | 252-012-208 | DIS  | 1H      |     |       | F    | 10:00- 11:15A | WG YOUNG 1054 |                | 24       |    |       | 0.0   |
|   |                     | Y       | 252-012-209 | DIS  | 1I      |     |       | F    | 1:00- 2:15P   | WG YOUNG 1054 |                | 24       |    |       | 0.0   |
|   |                     | Y       | 252-012-210 | DIS  | 1J      |     |       | W    | 8:30- 9:45A   | WG YOUNG 1054 |                | 0        |    |       | 0.0   |
|   |                     | Y       | 252-012-211 | DIS  | 1K      |     |       | R    | 9:00- 10:15A  | WG YOUNG 1054 |                | 0        |    |       | 0.0   |
|   |                     | Y       | 252-012-212 | DIS  | 1L      |     |       | F    | 8:30- 9:45A   | WG YOUNG 1054 |                | 0        |    |       | 0.0   |
| FoLifeSciences4lectur2therewillbawMANDATORYmidtermexaminationfrom11:00:50p.m.ThursdayOctober282010Nalternatmidtermexaminationarrangementscarbmadexcep authorizedndeSection 92640(a) of the California Education Code for religious creed or as prearranged with the Office for Students with Disabilities.  |                     |         |             |      |         |     |       |      |               |               |                |          |    |       |       |
|   |                     | Y       | 252-012-213 | DIS  | 1M      |     |       | MWF  | 1:00- 1:50P   | LAKRETZ 110   | JACOBSEN, S.E. | 144      | 06 | LG    | 5.0   |



| CATALOG NUMBER | COURSE TITLE         | ENF REQ | ID                                       | CLS NUMBERTYP | SEC | FEE | DAYS | TIME          | BUILDING/ROOM | INSTRUCTOR     | ENRL CAP | XC | GD TP | UNITS       |
|----------------|----------------------|---------|--|---------------|-----|-----|------|---------------|---------------|----------------|----------|----|-------|-------------|
| 104            | EXPRMNTL PHONETICS   | Y       | -----                                    | LEC 1         |     |     | MW   | 11:00- 12:50P | LAKRETZ 120   | JUN, S.        | 33       | 04 | SO    | 5.0         |
|                |                      | Y       | 253-351-201                              | DIS 1A        |     |     | F    | 9:00- 9:50A   | ROLFE 3120    |                | 11       |    |       | 0.0         |
|                |                      | Y       | 253-351-202                              | DIS 1B        |     |     | F    | 10:00- 10:50A | ROLFE 3120    |                | 11       |    |       | 0.0         |
|                |                      | Y       | 253-351-213                              | DIS 1C        |     |     | F    | 2:00- 2:50P   | ROLFE 3120    |                | 11       |    |       | 0.0         |
| 105            | MORPHOLOGY           | Y       | -----                                    | LEC 1         |     |     | MW   | 4:00- 5:50P   | BUNCHE 2160   | SCHUH, R.G.    | 40       | 09 | SO    | 5.0         |
|                |                      | Y       | 253-330-201                              | DIS 1A        |     |     | R    | 11:00- 11:50A | BUNCHE 2150   |                | 20       |    |       | 0.0         |
|                |                      | Y       | 253-330-202                              | DIS 1B        |     |     | R    | 12:00- 12:50P | BUNCHE 2150   |                | 20       |    |       | 0.0         |
| 110            | INTRO TO HIST LING   | Y       | -----                                    | LEC 1         |     |     | MW   | 2:00- 3:50P   | BUNCHE 3156   | MUNRO, P.      | 40       | 07 | SO    | 5.0         |
|                |                      | Y       | 253-385-201                              | DIS 1A        |     |     | R    | 1:00- 1:50P   | PUB AFF 2317  |                | 20       |    |       | 0.0         |
|                |                      | Y       | 253-385-202                              | DIS 1B        |     |     | R    | 2:00- 2:50P   | PUB AFF 1284  |                | 20       |    |       | 0.0         |
| 114            | AMERICN INDIAN LING  | Y       | -----                                    | LEC 1         |     |     | MW   | 9:00- 10:50A  | BUNCHE 3164   | MUNRO, P.      | 40       | 02 | SO    | 5.0         |
|                |                      | Y       | 253-395-201                              | DIS 1A        |     |     | R    | 3:00- 3:50P   | BUNCHE 3178   |                | 20       |    |       | 0.0         |
|                |                      | Y       | 253-395-202                              | DIS 1B        |     |     | R    | 4:00- 4:50P   | HAINES 110    |                | 20       |    |       | 0.0         |
| 120A           | PHONOLOGY I          | Y       | -----                                    | LEC 1         |     |     | TR   | 11:00- 12:50P | BUNCHE 2160   | HAYES, B.P.    | 40       | 13 | SO    | 5.0         |
|                |                      | Y       | 253-420-201                              | DIS 1A        |     |     | F    | 2:00- 2:50P   | HAINES A76    |                | 20       |    |       | 0.0         |
|                |                      | Y       | 253-420-202                              | DIS 1B        |     |     | F    | 3:00- 3:50P   | HAINES 110    |                | 20       |    |       | 0.0         |
| 120B           | SYNTAX I             | Y       | -----                                    | LEC 1         |     |     | TBA  |               |               | SCHUTZE, C.T.  | 40       | 20 | SO    | 5.0         |
|                |                      | Y       | 253-437-201                              | DIS 1A        |     |     | F    | 9:00- 9:50A   | HUMANTS A56   |                | 20       |    |       | 0.0         |
|                |                      | Y       | 253-437-202                              | DIS 1B        |     |     | F    | 10:00- 10:50A | HUMANTS A46   |                | 20       |    |       | 0.0         |
| 125            | SEMANTICS            | Y       | -----                                    | LEC 1         |     |     | TR   | 11:00- 12:50P | BUNCHE 3156   | PARSONS, T.D.  | 40       | 13 | SO    | 5.0         |
|                |                      | Y       | 253-453-201                              | DIS 1A        |     |     | R    | 1:00- 1:50P   | BUNCHE 2174   |                | 20       |    |       | 0.0         |
|                |                      | Y       | 253-453-202                              | DIS 1B        |     |     | R    | 2:00- 2:50P   | BUNCHE 3143   |                | 20       |    |       | 0.0         |
| 130            | LANGUAGE DEVELOPMNTY | Y       | -----                                    | LEC 1         |     |     | TR   | 11:00- 12:50P | PUB AFF 2238  | HYAMS, N.M.    | 40       | 13 | SO    | 5.0         |
|                |                      | Y       | 253-741-201                              | DIS 1A        |     |     | R    | 3:00- 3:50P   | HAINES A76    |                | 20       |    |       | 0.0         |
|                |                      | Y       | 253-741-202                              | DIS 1B        |     |     | R    | 4:00- 4:50P   | HAINES A20    |                | 20       |    |       | 0.0         |
| M146           | LANGUAGE IN CULTURE  | Y       | -----                                    | LEC 1         |     |     | MW   | 12:30- 1:45P  | HAINES 118    | GOODWIN, M.H.  | 18       | 30 | SO    | 5.0         |
|                |                      |         | SAME AS: ANTHRO M140                     |               |     |     |      |               |               |                |          |    |       |             |
|                |                      | Y       | 253-521-201                              | DIS 1A        |     |     | W    | 12:00- 12:50P | HAINES 314    |                | 3        |    |       | 0.0         |
|                |                      | Y       | 253-521-202                              | DIS 1B        |     |     | M    | 12:00- 12:50P | HAINES 314    |                | 3        |    |       | 0.0         |
|                |                      | Y       | 253-521-203                              | DIS 1C        |     |     | W    | 3:00- 3:50P   | HAINES 310    |                | 3        |    |       | 0.0         |
|                |                      | Y       | 253-521-204                              | DIS 1D        |     |     | W    | 2:00- 2:50P   | HAINES 310    |                | 3        |    |       | 0.0         |
|                |                      | Y       | 253-521-205                              | DIS 1E        |     |     | R    | 9:00- 9:50A   | HAINES 314    |                | 3        |    |       | 0.0         |
|                |                      | Y       | 253-521-206                              | DIS 1F        |     |     | R    | 10:00- 10:50A | HAINES 314    |                | 3        |    |       | 0.0         |
| M150           | INTRO-INDO-EUR LING  | Y       | -----                                    | LEC 1         |     |     | MW   | 2:00- 3:50P   | PUB AFF 2242  | MELCHERT, H.C. | 20       | 07 | SO    | 5.0         |
|                |                      |         | SAME AS: IE STD M150                     |               |     |     |      |               |               |                |          |    |       |             |
|                |                      | Y       | 253-538-201                              | DIS 1A        |     |     | R    | 11:00- 11:50A | PUB AFF 1337  |                | 10       |    |       | 0.0         |
|                |                      | Y       | 253-538-202                              | DIS 1B        |     |     | R    | 12:00- 12:50P | PUB AFF 2319  |                | 10       |    |       | 0.0         |
| C180           | MATH STRUCT-LANG I   | Y       | -----                                    | LEC 1         |     |     | MW   | 4:00- 5:50P   | PUB AFF 1337  | KEENAN, E.L.   | 40       | 30 | SO    | 5.0         |
|                |                      | Y       | 253-761-201                              | DIS 1A        |     |     | R    | 11:00- 11:50A | BUNCHE 2121   |                | 20       |    |       | 0.0         |
|                |                      | Y       | 253-761-202                              | DIS 1B        |     |     | R    | 12:00- 12:50P | BUNCHE 2121   |                | 20       |    |       | 0.0         |
| 200A           | PHONOLGCL THEORY I   | Y       | 53-009-200L                              | LEC 1         |     |     | TR   | 9:00- 10:50A  | HUMANTS A32   | ZURAW, K.R.    | 20       | 30 | SO    | 4.0         |
|                |                      |         | RESTRICT: INSTRUCTOR CONSENT             |               |     |     |      |               |               |                |          |    |       |             |
| 200B           | SYNTACTIC THEORY I   | Y       | 53-011-200L                              | LEC 1         |     |     | MW   | 9:00- 10:50A  | HAINES A76    |                | 20       | 30 | SO    | 4.0         |
|                |                      |         | RESTRICT: INSTRUCTOR CONSENT             |               |     |     |      |               |               |                |          |    |       |             |
| C208           | MATH STRUCT-LANG I   | Y       | -----                                    | LEC 1         |     |     | MW   | 11:00- 12:50P | HAINES A25    | KEENAN, E.L.   | 15       | 30 | SO    | 5.0         |
| 212            | LEARNABILITY THEORY  | Y       | 53-141-200L                              | LEC 1         |     |     | MW   | 2:00- 3:50P   | ROLFE 3127    | STABLER, E.P.  | 10       | 30 | SO    | 4.0         |
| 251A           | TPCS-PHNTCS&PHONLGY  | Y       | 53-382-200L                              | SEM 1         |     |     | TR   | 2:00- 3:50P   | HUMANTS A68   | DALAND, R.T.   | 10       | 30 | LG    | 4.0         |
|                |                      |         | RESTRICT: GRADUATE STUDENTS              |               |     |     |      |               |               |                |          |    |       |             |
| 251B           | TPCS-PHNTCS&PHONLGY  | Y       | 53-383-200L                              | SEM 1         |     |     | TR   | 2:00- 3:50P   | HUMANTS A68   | DALAND, R.T.   | 10       | 30 | SU    | 2.0         |
|                |                      |         | RESTRICT: GRADUATE STUDENTS              |               |     |     |      |               |               |                |          |    |       |             |
| 252A           | TPC-SYNTAX&SEMANTCSY | Y       | 53-390-200L                              | SEM 1         |     |     | TR   | 11:00- 12:50P | ROLFE 3112    | SCHUTZE, C.T.  | 0        | 30 | LG    | 4.0         |
| 261A           | SEM IN PHONOLOGY     | Y       | 53-438-200L                              | SEM 1         |     |     | T    | 4:00- 5:50P   | ROLFE 3115    | ZURAW, K.R.    | 15       | 30 | SU    | 2.0/4.0     |
|                |                      |         | RESTRICT: GRADUATE STUDENTS              |               |     |     |      |               |               |                |          |    |       |             |
| 262A           | SEM-SYNTAX&SEMANTCSY | Y       | 53-457-200L                              | SEM 1         |     |     | F    | 2:00- 4:50P   | CAMPBEL 2122A | HALLMAN, P.J.  | 15       | 30 | SU    | 2.0/4.0     |
|                |                      |         | RESTRICT: GRADUATE STUDENTS              |               |     |     |      |               |               |                |          |    |       |             |
| 264A           | SPCL TPCS-LING THRY  | Y       | 53-473-200L                              | SEM 1         |     |     | W    | 4:00- 5:50P   | CAMPBEL 2122A | SCHUTZE, C.T.  | 15       | 30 | SU    | 2.0/4.0     |
|                |                      |         | RESTRICT: GRADUATE STUDENTS              |               |     |     |      |               |               |                |          |    |       |             |
| 265A           | AMER INDIAN LING     | Y       | 53-392-200L                              | SEM 1         |     |     | T    | 1:00- 1:50P   | CAMPBEL 2122A | MUNRO, P.      | 15       | 30 | SU    | 1.0/3.0/4.0 |
|                |                      |         | RESTRICT: GRADUATE STUDENTS              |               |     |     |      |               |               |                |          |    |       |             |
| 275            | LINGUISTIC COLLOQUIM | Y       | 53-512-200L                              | DIS 1         |     |     | F    | 11:00- 12:50P | PUB AFF 2250  | MAHAJAN, A.K.  | 5        | 30 | SU    | 4.0         |
|                |                      |         | RESTRICT: ALL LINGUISTICS-RELATED MAJORS |               |     |     |      |               |               |                |          |    |       |             |
| 276            | LING COLLOQUIUM      | Y       | 53-518-200L                              | DIS 1         |     |     | F    | 11:00- 12:50P | PUB AFF 2250  | MAHAJAN, A.K.  | 45       |    | SU    | 0.0         |
|                |                      |         | RESTRICT: ALL LINGUISTICS-RELATED MAJORS |               |     |     |      |               |               |                |          |    |       |             |
| 403            | PRACTICAL PHONETICS  | Y       | 53-704-200L                              | LEC 1         |     |     | MW   | 11:00- 12:50P | HAINES A44    | HAYES, B.P.    | 5        | 30 | SU    | 1.0         |
|                |                      |         | RESTRICT: ALL LINGUISTICS-RELATED MAJORS |               |     |     |      |               |               |                |          |    |       |             |
| 411A           | RESEARCH ORIENTATN   | Y       | 53-711-200L                              | LEC 1         |     |     | TBA  |               |               | KEATING, P.    | 15       | 30 | SU    | 2.0         |
|                |                      |         | RESTRICT: ALL LINGUISTICS-RELATED MAJORS |               |     |     |      |               |               |                |          |    |       |             |
| 422            | PHONETIC DATA ONLY   | Y       | 53-725-200L                              | LAB 1         |     |     | M    | 1:00- 1:50P   | CAMPBEL 2101K | JUN, S.        | 15       | 30 | SU    | 2.0         |
|                |                      |         | RESTRICT: ALL LINGUISTICS-RELATED MAJORS |               |     |     |      |               |               |                |          |    |       |             |
| 444            | M A THESIS PREP SEM  | Y       | 53-680-200L                              | SEM 1         |     |     | W    | 9:00- 10:50A  | ROLFE 3106    | HYAMS, N.M.    | 10       | 30 | SU    | 4.0         |

MANAGEMENT

Management 10 and 20 through 127 are limited to Business, Economics, and Mathematics/Applied Sciences majors and Accounting minors during their enrollment. Management 10 and 20 through 299 (excluding 237, 406, 407, 413A, and 413B) may be available to UCLAGRADUATE STUDENTs who meet the prerequisites for the class space permitting. Interested students should add the FIRST CLASS MEETING for instructions and PTE numbers. Management 237 thru 237N are limited to Master of Financial Engineering M.F.E. Program students. Management #02, 403, 405, 408, 409, 410, 411A, 411B, 420, and 430 are limited to M.B.A. and Fully-Employed M.B.A. Program students.

|    |                     |   |                                |        |  |  |     |               |           |                    |     |    |    |     |
|----|---------------------|---|--------------------------------|--------|--|--|-----|---------------|-----------|--------------------|-----|----|----|-----|
| 1A | ACCOUNTING PRINCPLS | Y | -----                          | LEC 1  |  |  | TR  | 10:00- 11:20A | KORN C314 | GARDNER TRELOAR, J | 240 | 13 | SO | 4.0 |
|    |                     |   | RESTRICT: SOPHOMORES AND ABOVE |        |  |  |     |               |           |                    |     |    |    |     |
|    |                     | Y | 260-001-201                    | DIS 1A |  |  | TBA |               |           |                    | 40  |    |    | 0.0 |
|    |                     | Y | 260-001-202                    | DIS 1B |  |  | TBA |               |           |                    | 40  |    |    | 0.0 |
|    |                     | Y | 260-001-203                    | DIS 1C |  |  | W   | 2:00- 2:50P   | ROYCE 160 |                    | 40  |    |    | 0.0 |
|    |                     | Y | 260-001-204                    | DIS 1D |  |  | TBA |               |           |                    | 40  |    |    | 0.0 |
|    |                     | Y | 260-001-205                    | DIS 1E |  |  | W   | 4:00- 4:50P   | ROYCE 156 |                    | 40  |    |    | 0.0 |
|    |                     | Y | 260-001-206                    | DIS 1F |  |  | TBA |               |           |                    | 40  |    |    | 0.0 |
|    |                     | Y | -----                          | LEC 2  |  |  | TR  | 1:00- 2:20P   | KORN C314 | GARDNER TRELOAR, J | 240 | 15 | SO | 4.0 |
|    |                     |   | RESTRICT: SOPHOMORES AND ABOVE |        |  |  |     |               |           |                    |     |    |    |     |
|    |                     | Y | 260-001-221                    | DIS 2A |  |  | M   | 12:00- 12:50P | ROYCE 156 |                    | 40  |    |    | 0.0 |
|    |                     | Y | 260-001-222                    | DIS 2B |  |  | TBA |               |           |                    | 40  |    |    | 0.0 |
|    |                     | Y | 260-001-223                    | DIS 2C |  |  | TBA |               |           |                    | 40  |    |    | 0.0 |
|    |                     | Y | 260-001-224                    | DIS 2D |  |  | TBA |               |           |                    | 40  |    |    | 0.0 |
|    |                     | Y | 260-001-225                    | DIS 2E |  |  | TBA |               |           |                    | 40  |    |    | 0.0 |



| CATALOG NUMBER | COURSE TITLE  | ENF REQ | ID          | CLS NUMBERTYP                                 | SEC | FEE | DAYS | TIME          | BUILDING/ROOM | INSTRUCTOR       | ENRL CAP | XC | GD TP | UNITS   |
|----------------|---|---------|-------------|---|-----|-----|------|---------------|---------------|------------------|----------|----|-------|---------|
| 237K           | INTR-CREDIT MARKETS   | Y       | 60-214-200L | LEC 1   |     |     |      |               |               | GIESECKE, K.     | 45       | 30 | SO    | 4.0     |
|                |   |         |             | RESTRICT: DEPARTMENT CONSENT                  |     |     |      |               |               |                  |          |    |       |         |
| 237N           | APPLD FINANCE PRJCT   | Y       | 60-215-200L | FLD 1   |     |     |      |               |               | GESKE, T.L.      | 0        | 30 | SO    | 8.0     |
|                |   |         |             | RESTRICT: DEPARTMENT CONSENT                  |     |     |      |               |               |                  |          |    |       |         |
| 239X           | FINANCE WORKSHOP  | Y       | 60-227-200L | DIS 1   |     |     | F    | 11:00- 12:15P | GOLD B301     | LUSTIG, H.N.     | 25       | 30 | SU    | 1.0     |
|                |   |         |             | RESTRICT: INSTRUCTOR CONSENT                  |     |     |      |               |               |                  |          |    |       |         |
| 240A           | SERVICE OPERATIONS  | Y       | 60-230-200L | DIS 1   |     |     | R    | 1:00- 3:50P   | COLLINS A301  | KARMARKAR, U.S.  | 72       | 30 | SO    | 4.0     |
|                |   |         |             | RESTRICT: FULL-TIME MBA, MGMT MS/PHD STUDENTS |     |     |      |               |               |                  |          |    |       |         |
| 243X           | SEM-DECSNS&OPS&TECH   | Y       | 60-266-200L | SEM 1   |     |     | F    | 3:30- 5:00P   | CORNELL D313  | CARO, F.         | 25       | 30 | SO    | 1.0     |
|                |   |         |             | RESTRICT: MANAGEMENT M.S./PH.D. MAJORS        |     |     |      |               |               |                  |          |    |       |         |
| 245            | TOPCS-DECS&OPS&TECHY  | Y       | 60-271-200L | LEC 1   |     |     | R    | 1:00- 3:50P   | CORNELL D307  | RAJARAM, K.      | 20       | 30 | SO    | 4.0     |
|                |   |         |             | RESTRICT: MANAGEMENT M.S./PH.D. MAJORS        |     |     |      |               |               |                  |          |    |       |         |
| 258            | HROB SEMINAR  | Y       | 60-325-200L | SEM 1   |     |     | F    | 1:00- 3:30P   | CORNELL D310  | GOLDSTEIN, N.J.  | 40       | 30 | SO    | 1.0-4.0 |
|                |   |         |             | RESTRICT: MANAGEMENT M.S./PH.D. MAJORS        |     |     |      |               |               |                  |          |    |       |         |
| 262            | PRICE POLICIES  | Y       | 60-349-200L | LEC 1   |     |     | W    | 1:00- 3:50P   | COLLINS A301  | TERECH, A.       | 72       | 06 | LG    | 4.0     |
|                |   |         |             | RESTRICT: FULL-TIME MBA, MGMT MS/PHD STUDENTS |     |     |      |               |               |                  |          |    |       |         |
|                |   | Y       | 60-349-201L | LEC 2   |     |     | W    | 7:10- 10:00P  | GOLD B301     | TERECH, A.       | 72       | 30 | LG    | 4.0     |
|                |   |         |             | RESTRICT: FEMBA                               |     |     |      |               |               |                  |          |    |       |         |
| 263A           | CONSUMER BEHAVIOR   | Y       | 60-353-200L | LEC 1   |     |     | T    | 1:00- 3:50P   | COLLINS A301  | DROLET, A.L.     | 72       | 30 | SO    | 4.0     |
|                |   |         |             | RESTRICT: FULL-TIME MBA, MGMT MS/PHD STUDENTS |     |     |      |               |               |                  |          |    |       |         |
|                |   | Y       | 60-353-201L | LEC 2   |     |     | S    | 2:00- 8:30P   | CORNELL D301  | DROLET, A.L.     | 72       | 30 | SO    | 4.0     |
|                |   |         |             | RESTRICT: FEMBA                               |     |     |      |               |               |                  |          |    |       |         |
| 269A           | THEORY IN MARKETING   | Y       | 60-382-200L | DIS 1   |     |     | T    | 9:00- 12:00P  |               | DROLET, A.L.     | 15       | 30 | SO    | 4.0     |
|                |   |         |             | RESTRICT: MANAGEMENT M.S./PH.D. MAJORS        |     |     |      |               |               |                  |          |    |       |         |
| 269X           | WORKSHOP-MARKETING  | Y       | 60-388-200L | DIS 1   |     |     | F    | 3:30- 5:00P   | GOLD B301     | ZEITHAMMER, R.   | 25       | 30 |       | 1.0     |
|                |   |         |             | RESTRICT: MANAGEMENT M.S./PH.D. MAJORS        |     |     |      |               |               |                  |          |    |       |         |
| 270C           | APLIC FRNTR-INFOSYS   | Y       | 60-393-200L | LEC 1   |     |     | MW   | 4:15- 5:45P   | CORNELL D310  | SWANSON, E.B.    | 30       | 09 | SO    | 4.0     |
|                |   |         |             | RESTRICT: FULL-TIME MBA, MGMT MS/PHD STUDENTS |     |     |      |               |               |                  |          |    |       |         |
| 274A           | TOPICS-INFO SYSTEMS   | Y       | 60-400-200L | DIS 1   |     |     | T    | 1:00- 3:50P   | CORNELL D310  | LIENTZ, B.P.     | 46       | 30 | SO    | 4.0     |
|                |   |         |             | RESTRICT: FULL-TIME MBA, MGMT MS/PHD STUDENTS |     |     |      |               |               |                  |          |    |       |         |
| 278A           | REAL ESTATE FIN&INV   | Y       | 60-422-200L | LEC 1   |     |     | W    | 8:30- 11:20A  | CORNELL D307  | CAULEY, S.D.     | 46       | 02 | SO    | 4.0     |
|                |   |         |             | RESTRICT: FULL-TIME MBA, MGMT MS/PHD STUDENTS |     |     |      |               |               |                  |          |    |       |         |
| 279A           | REAL EST INVESTMNTS   | Y       | 60-426-200L | LEC 1   |     |     | TR   | 8:00- 9:30A   | ENTRPNR C301  | SUSSMAN, E.H.    | 72       | 11 | SO    | 4.0     |
|                |   |         |             | RESTRICT: FULL-TIME MBA, MGMT MS/PHD STUDENTS |     |     |      |               |               |                  |          |    |       |         |
| 279B           | ENTRPNRL RE DEVLPMNT  | Y       | 60-428-200L | LEC 1   |     |     | M    | 4:10- 7:00P   | ENTRPNR C315  | HABIBI, P.B.     | 72       | 08 | SO    | 4.0     |
|                |   |         |             | RESTRICT: FULL-TIME MBA, MGMT MS/PHD STUDENTS |     |     |      |               |               |                  |          |    |       |         |
| 281B           | PEOPLE IN ORGANZTNS   | Y       | 60-454-200L | DIS 1   |     |     | R    | 8:30- 11:20A  | GOLD B312     | CULBERT, S.A.    | 15       | 30 | SO    | 4.0     |
|                |   |         |             | RESTRICT: FULL-TIME MBA, MGMT MS/PHD STUDENTS |     |     |      |               |               |                  |          |    |       |         |
| 293A           | PLTC ENVIR-US BSNS  | Y       | 60-527-200L | LEC 1   |     |     | W    | 1:00- 3:50P   | CORNELL D310  | DARBY, M.R.      | 46       | 30 | SO    | 4.0     |
|                |   |         |             | RESTRICT: FULL-TIME MBA, MGMT MS/PHD STUDENTS |     |     |      |               |               |                  |          |    |       |         |
| 293C           | ETHIC CNSDRTNS-BSNS   | Y       | 60-519-200L | LEC 1   |     |     | T    | 8:30- 11:20A  | COLLINS A301  | COCKRUM, W.M.    | 72       | 30 | LG    | 4.0     |
|                |   |         |             | RESTRICT: FULL-TIME MBA, MGMT MS/PHD STUDENTS |     |     |      |               |               |                  |          |    |       |         |
| 295A           | ENTRPRN&VNTR INITIA   | Y       | 60-530-200L | DIS 1   |     |     | W    | 8:30- 11:20A  | GOLD B301     | GEIS, G.T.       | 72       | 30 | SO    | 4.0     |
|                |   |         |             | RESTRICT: FULL-TIME MBA, MGMT MS/PHD STUDENTS |     |     |      |               |               |                  |          |    |       |         |
| 295D           | BUSINESS PLAN DEVLPT  | Y       | 60-538-200L | LEC 1   |     |     | M    | 1:00- 3:50P   | CORNELL D307  | SCHEINROCK, J.I. | 46       | 05 | SO    | 4.0     |
|                |   |         |             | RESTRICT: FULL-TIME MBA, MGMT MS/PHD STUDENTS |     |     |      |               |               |                  |          |    |       |         |
| 298D           | SPEC TOPICS MANGMNT   | Y       | 60-547-201L | DIS 1   |     |     | R    | 4:10- 7:00P   | GOLD B313     | DREZE, X.E.      | 72       | 30 | SO    | 1.0-4.0 |
|                |   |         |             | RESTRICT: FULL-TIME MBA, MGMT MS/PHD STUDENTS |     |     |      |               |               |                  |          |    |       |         |
|                | Management 298D, discussion 1: Entertainment Business Models                            | Y       | 60-547-202L | DIS 2   |     |     | S    | 2:00- 8:30P   | GOLD B117     | FIRSTENBERG, I.  | 60       | 30 | SO    | 1.0-4.0 |
|                |   |         |             | RESTRICT: FEMBA                               |     |     |      |               |               |                  |          |    |       |         |
|                | Management 298D, discussion 2: Thinking on Your Feet                                    | Y       | 60-547-203L | DIS 3   |     |     | T    | 8:30- 11:20A  | GOLD B117     | FIRSTENBERG, I.  | 46       | 30 | SO    | 1.0-4.0 |
|                |   |         |             | RESTRICT: FULL-TIME MBA, MGMT MS/PHD STUDENTS |     |     |      |               |               |                  |          |    |       |         |
|                | Management 298D, discussion 3: Thinking on Your Feet                                    | Y       | 60-547-204L | DIS 4   |     |     | R    | 2:00- 4:50P   | ENTRPNR C303  | GOLDSTEIN, N.J.  | 20       | 30 | SO    | 1.0-4.0 |
|                |   |         |             | RESTRICT: MANAGEMENT M.S./PH.D. MAJORS        |     |     |      |               |               |                  |          |    |       |         |
|                | Management 298D, discussion 4: Practicum in Experimental Research                       | Y       | 60-547-205L | DIS 5   |     |     | R    | 4:10- 7:00P   | GOLD B301     | OSBORNE, A.E.    | 72       | 30 | SO    | 1.0-4.0 |
|                |   |         |             | RESTRICT: FULL-TIME MBA, MGMT MS/PHD STUDENTS |     |     |      |               |               |                  |          |    |       |         |
|                | Management 298D, discussion 5:  | Y       | 60-547-206L | DIS 6   |     |     | T    | 4:10- 7:00P   | ENTRPNR C315  | GABRIEL, S.A.    | 72       | 30 | SO    | 1.0-4.0 |
|                |   |         |             | RESTRICT: FEMBA                               |     |     |      |               |               |                  |          |    |       |         |
|                | Management 298D, discussion 6:  | Y       | 60-547-209L | DIS 9   |     |     | TBA  |               |               | SCHOLLHAMMER, H. | 60       | 30 | SO    | 1.0-4.0 |
|                |   |         |             | RESTRICT: FULL-TIME MBA, MGMT MS/PHD STUDENTS |     |     |      |               |               |                  |          |    |       |         |
|                | Management 298D, discussion 9:  | Y       | 60-547-210L | DIS 10  |     |     | T    | 4:10- 7:00P   | GOLD B313     | MOORE, S.M.      | 72       | 30 | SO    | 1.0-4.0 |
|                |   |         |             | RESTRICT: FULL-TIME MBA, MGMT MS/PHD STUDENTS |     |     |      |               |               |                  |          |    |       |         |
|                | Management 298D, discussion 10: Entertainment Law and Finance: Film Industry            | Y       | 60-547-211L | DIS 11  |     |     | W    | 4:10- 7:00P   | GOLD B301     | OLIAN, J.D.      | 72       | 30 | SO    | 1.0-4.0 |
|                |   |         |             | RESTRICT: MBA AND FEMBA STUDENTS              |     |     |      |               |               |                  |          |    |       |         |
|                | Management 298D, discussion 11: Critical Milestones in Preparing for Life of Leadership | Y       | 60-548-200L | DIS 1   |     |     | F    | 1:30- 2:50P   | CORNELL D313  | SNYDER, J.A.     | 20       | 30 | SU    | 1.0     |
| 298X           | MGMT STRATGY&POLICY   | Y       | 60-548-200L | DIS 1   |     |     | F    | 1:30- 2:50P   | CORNELL D313  | SNYDER, J.A.     | 20       | 30 | SU    | 1.0     |
|                |   |         |             | RESTRICT: MANAGEMENT M.S./PH.D. MAJORS        |     |     |      |               |               |                  |          |    |       |         |
| 299M           | RSCH MTHDS-ORG&MGMTY  | Y       | 60-557-200L | SEM 1   |     |     | F    | 9:00- 12:00P  | GOLD B513     | LAWRENCE, B.S.   | 20       | 30 | SO    | 4.0     |
|                |   |         |             | RESTRICT: MANAGEMENT M.S./PH.D. MAJORS        |     |     |      |               |               |                  |          |    |       |         |
| 402            | DATA & DECISIONS  | Y       | 60-612-200L | LEC 1   |     |     | MW   | 8:00- 9:30A   | ENTRPNR C301  | SARIN, R.K.      | 72       | 20 | LG    | 4.0     |
|                |   |         |             | RESTRICT: DEPARTMENT CONSENT                  |     |     |      |               |               |                  |          |    |       |         |
|                |   | Y       | 60-612-201L | LEC 2   |     |     | TR   | 9:45- 11:15A  | CORNELL D301  | MCCARDLE, K.F.   | 72       | 20 | LG    | 4.0     |
|                |   |         |             | RESTRICT: DEPARTMENT CONSENT                  |     |     |      |               |               |                  |          |    |       |         |
|                |   | Y       | 60-612-202L | LEC 3   |     |     | TR   | 12:45- 2:15P  | CORNELL D313  | BARZ, C.         | 72       | 20 | LG    | 4.0     |
|                |   |         |             | RESTRICT: DEPARTMENT CONSENT                  |     |     |      |               |               |                  |          |    |       |         |
|                |   | Y       | 60-612-203L | LEC 4   |     |     | TR   | 9:45- 11:15A  | CORNELL D313  | BARZ, C.         | 72       | 20 | LG    | 4.0     |
|                |   |         |             | RESTRICT: DEPARTMENT CONSENT                  |     |     |      |               |               |                  |          |    |       |         |
|                |   | Y       | 60-612-204L | LEC 5   |     |     | TR   | 12:45- 2:15P  | CORNELL D301  | MCCARDLE, K.F.   | 72       | 20 | LG    | 4.0     |
|                |   |         |             | RESTRICT: DEPARTMENT CONSENT                  |     |     |      |               |               |                  |          |    |       |         |
|                |   | Y       | 60-612-205L | LEC 6   |     |     | S    | 9:30- 12:45P  | COLLINS A201  | MAMER, J.W.      | 72       | 30 | LG    | 4.0     |
|                |   |         |             | RESTRICT: DEPARTMENT CONSENT                  |     |     |      |               |               |                  |          |    |       |         |
|                |   | Y       | 60-612-206L | LEC 7   |     |     | S    | 2:00- 5:15P   | GOLD B301     | MAMER, J.W.      | 72       | 30 | LG    | 4.0     |
|                |   |         |             | RESTRICT: DEPARTMENT CONSENT                  |     |     |      |               |               |                  |          |    |       |         |
|                |   | Y       | 60-612-207L | LEC 8   |     |     | T    | 6:30- 9:45P   | COLLINS A301  | BIKHCHANDANI, S. | 72       | 30 | LG    | 4.0     |
|                |   |         |             | RESTRICT: DEPARTMENT CONSENT                  |     |     |      |               |               |                  |          |    |       |         |

| CATALOG NUMBER | COURSE TITLE         | ENF REQ | ID          | CLS NUMB | TYP | SEC | FEE    | DAYS   | TIME         | BUILDING/ROOM   | INSTRUCTOR       | ENRL CAP        | XC | GD TP | UNITS |     |  |
|----------------|----------------------|---------|-------------|----------|-----|-----|--------|--------|--------------|-----------------|------------------|-----------------|----|-------|-------|-----|--|
| 403            | FINANCIAL ACCOUNTNG  | Y       | 60-612-208L | LEC      | 9   |     |        | W      | 6:30- 10:00P | COLLINS A301    | BIKHCHANDANI, S. | 72              | 30 | LG    | 4.0   |     |  |
|                |                      |         |             |          |     |     |        |        |              |                 |                  |                 |    |       |       |     |  |
|                |                      |         |             |          |     |     |        |        | TR           | 12:45- 2:15P    | ENTRPNR C315     | CASKEY, J.A.    | 72 | 20    | LG    | 4.0 |  |
|                |                      | Y       | 60-619-200L | LEC      | 1   |     |        |        | TR           | 8:00- 9:30A     | ENTRPNR C315     | CASKEY, J.A.    | 72 | 11    | LG    | 4.0 |  |
|                |                      |         |             |          |     |     |        |        |              |                 |                  |                 |    |       |       |     |  |
| 405            | MNGERIAL ECONOMICS   | Y       | 60-619-201L | LEC      | 2   |     |        | MW     | 8:00- 9:30P  | ENTRPNR C315    | ABOODY, D.       | 72              | 20 | LG    | 4.0   |     |  |
|                |                      |         |             |          |     |     |        |        |              |                 |                  |                 |    |       |       |     |  |
|                |                      | Y       | 60-619-202L | LEC      | 3   |     |        |        | MW           | 9:45- 11:15A    | ENTRPNR C315     | ABOODY, D.      | 72 | 20    | LG    | 4.0 |  |
|                |                      |         |             |          |     |     |        |        |              |                 |                  |                 |    |       |       |     |  |
|                |                      | Y       | 60-619-203L | LEC      | 4   |     |        |        | TR           | 9:45- 11:15A    | ENTRPNR C315     | CASKEY, J.A.    | 72 | 20    | LG    | 4.0 |  |
| 407            | MNGERIAL MDL BLDNG   | Y       | 60-619-204L | LEC      | 5   |     |        | MW     | 12:45- 2:15P | CORNELL D301    | THE STAFF        | 72              | 20 | LG    | 4.0   |     |  |
|                |                      |         |             |          |     |     |        |        |              |                 |                  |                 |    |       |       |     |  |
|                |                      | Y       | 60-637-200L | LEC      | 1   |     |        |        | MW           | 2:30- 4:00P     | CORNELL D301     | THE STAFF       | 72 | 07    | LG    | 4.0 |  |
|                |                      |         |             |          |     |     |        |        |              |                 |                  |                 |    |       |       |     |  |
|                |                      | Y       | 60-637-201L | LEC      | 2   |     |        |        | MW           | 12:45- 2:15P    | ENTRPNR C315     | TABBUSH, V.C.   | 72 | 20    | LG    | 4.0 |  |
| 408            | FINANCIAL MARKETS    | Y       | 60-637-202L | LEC      | 3   |     |        | MW     | 8:00- 9:30A  | CORNELL D301    | WACZIARG, R.T.   | 72              | 01 | LG    | 4.0   |     |  |
|                |                      |         |             |          |     |     |        |        |              |                 |                  |                 |    |       |       |     |  |
|                |                      | Y       | 60-637-203L | LEC      | 4   |     |        |        | MW           | 9:45- 11:15A    | CORNELL D301     | WACZIARG, R.T.  | 72 | 20    | LG    | 4.0 |  |
|                |                      |         |             |          |     |     |        |        |              |                 |                  |                 |    |       |       |     |  |
|                |                      | Y       | 60-637-204L | LEC      | 5   |     |        |        | R            | 1:00- 3:50P     | CORNELL D310     | AHMADI, R.H.    | 46 | 16    | LG    | 4.0 |  |
| 409            | ORG BEHAVIOR         | Y       | 60-649-200L | LEC      | 1   |     |        | R      | 7:10- 10:00P | CORNELL D310    | AHMADI, R.H.     | 46              | 30 | LG    | 4.0   |     |  |
|                |                      |         |             |          |     |     |        |        |              |                 |                  |                 |    |       |       |     |  |
|                |                      | Y       | 60-649-201L | LEC      | 2   |     |        |        | MW           | 9:45- 11:15P    | ENTRPNR          | CHOWDHRY, B.    | 72 | 20    | LG    | 2.0 |  |
|                |                      |         |             |          |     |     |        |        |              |                 |                  |                 |    |       |       |     |  |
|                |                      | Y       | 60-658-201L | LEC      | 1   |     |        |        | MW           | 12:45- 2:15P    | ENTRPNR          | CHOWDHRY, B.    | 72 | 20    | LG    | 2.0 |  |
| 410            | OPRATNS TCHNLG MGMT  | Y       | 60-658-202L | LEC      | 2   |     |        | MW     | 9:45- 11:15A | GOLD            | SCHWARTZ, E.S.   | 72              | 20 | LG    | 2.0   |     |  |
|                |                      |         |             |          |     |     |        |        |              |                 |                  |                 |    |       |       |     |  |
|                |                      | Y       | 60-658-203L | LEC      | 3   |     |        |        | MW           | 12:45- 2:15P    | GOLD             | SCHWARTZ, E.S.  | 72 | 20    | LG    | 2.0 |  |
|                |                      |         |             |          |     |     |        |        |              |                 |                  |                 |    |       |       |     |  |
|                |                      | Y       | 60-658-204L | LEC      | 4   |     |        |        | MW           | 2:30- 4:00P     | ENTRPNR          | CHOWDHRY, B.    | 72 | 20    | LG    | 2.0 |  |
| 411A           | MARKETING MGMT I     | Y       | 60-658-205L | LEC      | 5   |     |        | S      | 2:00- 5:15P  | COLLINS A201    | BENDERSKY, C.B.  | 72              | 30 | LG    | 4.0   |     |  |
|                |                      |         |             |          |     |     |        |        |              |                 |                  |                 |    |       |       |     |  |
|                |                      | Y       | 60-667-200L | LEC      | 1   |     |        |        | S            | 9:30- 12:45P    | GOLD B301        | BENDERSKY, C.B. | 72 | 30    | LG    | 4.0 |  |
|                |                      |         |             |          |     |     |        |        |              |                 |                  |                 |    |       |       |     |  |
|                |                      | Y       | 60-667-201L | LEC      | 2   |     |        |        | R            | 6:30- 10:00P    | COLLINS A301     | SHIH, M.J.      | 72 | 30    | LG    | 4.0 |  |
| 411B           | MARKETING MGMT II    | Y       | 60-667-202L | LEC      | 3   |     |        | S      | 2:00- 5:15P  | ENTRPNR C315    | SHIH, M.J.       | 72              | 30 | LG    | 4.0   |     |  |
|                |                      |         |             |          |     |     |        |        |              |                 |                  |                 |    |       |       |     |  |
|                |                      | Y       | 60-667-203L | LEC      | 4   |     |        |        | UNSCHE       |                 |                  | AHMADI, R.H.    | 0  | 30    | LG    | 4.0 |  |
|                |                      |         |             |          |     |     |        |        |              |                 |                  |                 |    |       |       |     |  |
|                |                      | Y       | 60-667-204L | LEC      | 5   |     |        |        | UNSCHE       |                 |                  | CARO, F.        | 0  | 30    | LG    | 4.0 |  |
| 413A           | PRSNL COMPTNG-MNGRSY | Y       | 60-669-200L | LEC      | 1   |     |        | UNSCHE |              |                 | KARMARKAR, U.S.  | 0               | 30 | LG    | 4.0   |     |  |
|                |                      |         |             |          |     |     |        |        |              |                 |                  |                 |    |       |       |     |  |
|                |                      | Y       | 60-669-201L | LEC      | 2   |     |        |        | UNSCHE       |                 |                  | RAJARAM, K.     | 0  | 30    | LG    | 4.0 |  |
|                |                      |         |             |          |     |     |        |        |              |                 |                  |                 |    |       |       |     |  |
|                |                      | Y       | 60-677-200L | LEC      | 1   |     |        |        | MW           | 9:45- 11:15A    | ENTRPNR C301     | SHU, S.B.       | 72 | 30    | LG    | 2.0 |  |
| 414A           | LEADRSH FOUNDATION   | Y       | 60-677-201L | LEC      | 2   |     |        | MW     | 12:45- 2:15P | ENTRPNR C301    | SHU, S.B.        | 72              | 30 | LG    | 2.0   |     |  |
|                |                      |         |             |          |     |     |        |        |              |                 |                  |                 |    |       |       |     |  |
|                |                      | Y       | 60-677-202L | LEC      | 3   |     |        |        | MW           | 9:45- 11:15A    | GOLD B313        | AINSLIE, A.S.   | 72 | 30    | LG    | 2.0 |  |
|                |                      |         |             |          |     |     |        |        |              |                 |                  |                 |    |       |       |     |  |
|                |                      | Y       | 60-677-203L | LEC      | 4   |     |        |        | MW           | 12:45- 2:15P    | GOLD B313        | AINSLIE, A.S.   | 72 | 30    | LG    | 2.0 |  |
| 414B           | INTR-BUSNSS FLD STD  | Y       | 60-677-204L | LEC      | 5   |     |        | MW     | 2:30- 4:00P  | ENTRPNR C301    | SHU, S.B.        | 72              | 30 | LG    | 2.0   |     |  |
|                |                      |         |             |          |     |     |        |        |              |                 |                  |                 |    |       |       |     |  |
|                |                      | Y       | 60-678-200L | LEC      | 1   |     |        |        | S            | 2:00- 5:15P     | GOLD B313        | THOMADSEN, R.C. | 72 | 30    | LG    | 4.0 |  |
|                |                      |         |             |          |     |     |        |        |              |                 |                  |                 |    |       |       |     |  |
|                |                      | Y       | 60-678-201L | LEC      | 2   |     |        |        | S            | 9:30- 12:45P    | ENTRPNR C301     | THOMADSEN, R.C. | 72 | 30    | LG    | 4.0 |  |
| 414B           | INTR-BUSNSS FLD STD  | Y       | 60-678-202L | LEC      | 3   |     |        | R      | 6:30- 9:45P  | ENTRPNR C301    | THOMADSEN, R.C.  | 72              | 30 | LG    | 4.0   |     |  |
|                |                      |         |             |          |     |     |        |        |              |                 |                  |                 |    |       |       |     |  |
|                |                      | Y       | 60-678-203L | LEC      | 4   |     |        |        | S            | 9:30- 12:45P    | ENTRPNR C315     | ZEITHAMMER, R.  | 72 | 30    | LG    | 4.0 |  |
|                |                      |         |             |          |     |     |        |        |              |                 |                  |                 |    |       |       |     |  |
|                |                      | Y       | 60-683-200L | LEC      | 1   |     |        |        | R            | 8:30- 11:20A    | GOLD B301        | GEIS, G.T.      | 72 | 30    | SO    | 4.0 |  |
| 414A           | LEADRSH FOUNDATION   | Y       | 60-704-201L | LEC      | 1   |     |        | UNSCHE |              |                 | GOLDSTEIN, N.J.  | 72              | 30 | SO    | 2.0   |     |  |
|                |                      |         |             |          |     |     |        |        |              |                 |                  |                 |    |       |       |     |  |
|                |                      | Y       | 60-704-202L | LEC      | 2   |     |        |        | UNSCHE       |                 |                  | SHIH, M.J.      | 72 | 30    | SO    | 2.0 |  |
|                |                      |         |             |          |     |     |        |        |              |                 |                  |                 |    |       |       |     |  |
|                |                      | Y       | 60-704-203L | LEC      | 3   |     |        |        | UNSCHE       |                 |                  | FOX, C.R.       | 72 | 30    | SO    | 2.0 |  |
|                |                      |         |             |          |     |     |        |        |              |                 |                  |                 |    |       |       |     |  |
|                |                      | Y       | 60-704-204L | LEC      | 4   |     |        |        | UNSCHE       |                 |                  | UNZUETA, M.M.   | 72 | 30    | SO    | 2.0 |  |
|                |                      |         |             |          |     |     |        |        |              |                 |                  |                 |    |       |       |     |  |
|                |                      | Y       | 60-704-205L | LEC      | 5   |     |        |        | UNSCHE       |                 |                  | YOUNG, M.J.     | 72 | 30    | SO    | 2.0 |  |
|                |                      |         |             |          |     |     |        |        |              |                 |                  |                 |    |       |       |     |  |
|                |                      | Y       | 60-704-206L | LEC      | 6   |     |        |        | UNSCHE       |                 |                  | BENDERSKY, C.B. | 72 | 30    | SO    | 2.0 |  |
|                |                      |         |             |          |     |     |        |        |              |                 |                  |                 |    |       |       |     |  |
|                |                      | Y       | 60-704-207L | LEC      | 7   |     |        |        | UNSCHE       |                 |                  | YOUNG, M.J.     | 72 | 30    | SO    | 2.0 |  |
|                |                      |         |             |          |     |     |        |        |              |                 |                  |                 |    |       |       |     |  |
| Y              | 60-704-208L          | LEC     | 8           |          |     |     | UNSCHE |        |              | GOLDSTEIN, N.J. | 72               | 30              | SO | 2.0   |       |     |  |
|                |                      |         |             |          |     |     |        |        |              |                 |                  |                 |    |       |       |     |  |
| Y              | 60-704-209L          | LEC     | 9           |          |     |     | UNSCHE |        |              | SHIH, M.J.      | 72               | 30              | SO | 2.0   |       |     |  |
|                |                      |         |             |          |     |     |        |        |              |                 |                  |                 |    |       |       |     |  |
| 414B           | INTR-BUSNSS FLD STD  | Y       | 60-702-200L | FLD      | 1   |     |        | VAR    |              |                 | FOSTER, R.F.     | 200             | 30 | SO    | 2.0   |     |  |



| CATALOG NUMBER  | COURSE TITLE        | ENF REQ | ID          | CLS NUMBERTYP | SEC | FEE | DAYS | TIME          | BUILDING/ROOM | INSTRUCTOR       | ENRL CAP | XC | GD TP | UNITS |
|---|---------------------|---------|-------------|---------------|-----|-----|------|---------------|---------------|------------------|----------|----|-------|-------|
|   |                     | Y       | 262-022-211 | DIS 2A        |     |     | T    | 1:00- 1:50P   | ROYCE 164     |                  | 30       |    |       | 0.0   |
|   |                     | Y       | 262-022-212 | DIS 2B        |     |     | R    | 1:00- 1:50P   | MS 5117       |                  | 30       |    |       | 0.0   |
|   |                     | Y       | 262-022-213 | DIS 2C        |     |     | T    | 1:00- 1:50P   | MS 6221       |                  | 30       |    |       | 0.0   |
|   |                     | Y       | 262-022-214 | DIS 2D        |     |     | R    | 1:00- 1:50P   | MS 5127       |                  | 30       |    |       | 0.0   |
|   |                     | Y       | 262-022-215 | DIS 2E        |     |     | T    | 1:00- 1:50P   | ROYCE 162     |                  | 30       |    |       | 0.0   |
|   |                     | Y       | 262-022-216 | DIS 2F        |     |     | R    | 1:00- 1:50P   | BOELTER 9436  |                  | 30       |    |       | 0.0   |
|   |                     | Y       | -----       | LEC 3         |     |     | MWF  | 10:00- 10:50A | ROYCE 362     | GREENE, M.P.     | 120      | 03 | SO    | 4.0   |
|   |                     | Y       | 262-022-221 | DIS 3A        |     |     | T    | 10:00- 10:50A | MS 5127       |                  | 30       |    |       | 0.0   |
|   |                     | Y       | 262-022-222 | DIS 3B        |     |     | R    | 10:00- 10:50A | MS 5117       |                  | 30       |    |       | 0.0   |
|   |                     | Y       | 262-022-223 | DIS 3C        |     |     | T    | 10:00- 10:50A | MS 6229       |                  | 30       |    |       | 0.0   |
|   |                     | Y       | 262-022-224 | DIS 3D        |     |     | R    | 10:00- 10:50A | DODD 78       |                  | 30       |    |       | 0.0   |
| For Mathematics 3A enrollment contingent on taking and passing the Mathematics Diagnostic Test given each UCL Summer Freshman Orientation session and Monday September 20, 2010 from 8:00 a.m. to 10:00 p.m. in Moore Hall. |                     |         |             |               |     |     |      |               |               |                  |          |    |       |       |
| 3A  | CALC LIFE SCI STDT  | Y       | -----       | LEC 1         |     |     | MWF  | 8:00- 8:50A   | WG YOUNG CS76 | WITTMAN, T.C.    | 180      | 01 | SO    | 4.0   |
|   |                     | Y       | 262-074-201 | DIS 1A        |     |     | T    | 8:00- 8:50A   | MS 5137       |                  | 30       |    |       | 0.0   |
|   |                     | Y       | 262-074-202 | DIS 1B        |     |     | R    | 8:00- 8:50A   | MS 5137       |                  | 30       |    |       | 0.0   |
|   |                     | Y       | 262-074-203 | DIS 1C        |     |     | T    | 8:00- 8:50A   | MS 5147       |                  | 30       |    |       | 0.0   |
|   |                     | Y       | 262-074-204 | DIS 1D        |     |     | R    | 8:00- 8:50A   | MS 5147       |                  | 30       |    |       | 0.0   |
|   |                     | Y       | 262-074-205 | DIS 1E        |     |     | T    | 8:00- 8:50A   | MS 6229       |                  | 30       |    |       | 0.0   |
|   |                     | Y       | 262-074-206 | DIS 1F        |     |     | R    | 8:00- 8:50A   | MS 6229       |                  | 30       |    |       | 0.0   |
|   |                     | Y       | -----       | LEC 2         |     |     | MWF  | 12:00- 12:50P | HAINES 39     | TOWNSNER, H.     | 180      | 05 | SO    | 4.0   |
|   |                     | Y       | 262-074-221 | DIS 2A        |     |     | T    | 12:00- 12:50P | MS 5203       |                  | 30       |    |       | 0.0   |
|   |                     | Y       | 262-074-222 | DIS 2B        |     |     | R    | 12:00- 12:50P | MS 5117       |                  | 30       |    |       | 0.0   |
|   |                     | Y       | 262-074-223 | DIS 2C        |     |     | T    | 12:00- 12:50P | MS 5117       |                  | 30       |    |       | 0.0   |
|   |                     | Y       | 262-074-224 | DIS 2D        |     |     | R    | 12:00- 12:50P | MS 5127       |                  | 30       |    |       | 0.0   |
|   |                     | Y       | 262-074-225 | DIS 2E        |     |     | T    | 12:00- 12:50P | MS 5127       |                  | 30       |    |       | 0.0   |
|   |                     | Y       | 262-074-226 | DIS 2F        |     |     | R    | 12:00- 12:50P | MS 5203       |                  | 30       |    |       | 0.0   |
| 3B  | CALC LIFE SCI STDT  | Y       | -----       | LEC 1         |     |     | MWF  | 2:00- 2:50P   | MS 4000A      | VILENCHIK, D.    | 180      | 07 | SO    | 4.0   |
|   |                     | Y       | 262-083-201 | DIS 1A        |     |     | T    | 2:00- 2:50P   | MS 5137       |                  | 30       |    |       | 0.0   |
|   |                     | Y       | 262-083-202 | DIS 1B        |     |     | R    | 2:00- 2:50P   | MS 5117       |                  | 30       |    |       | 0.0   |
|   |                     | Y       | 262-083-203 | DIS 1C        |     |     | T    | 2:00- 2:50P   | BOELTER 5280  |                  | 30       |    |       | 0.0   |
|   |                     | Y       | 262-083-204 | DIS 1D        |     |     | R    | 2:00- 2:50P   | MS 5127       |                  | 30       |    |       | 0.0   |
|   |                     | Y       | 262-083-205 | DIS 1E        |     |     | T    | 2:00- 2:50P   | BOELTER 5420  |                  | 30       |    |       | 0.0   |
|   |                     | Y       | 262-083-206 | DIS 1F        |     |     | R    | 2:00- 2:50P   | BOELTER 5280  |                  | 30       |    |       | 0.0   |
| 3C  | PROB LIFE SCI STDT  | Y       | -----       | LEC 1         |     |     | MWF  | 9:00- 9:50A   | WG YOUNG CS76 | NEIMAN, M.L.     | 180      | 02 | SO    | 4.0   |
|   |                     | Y       | 262-089-201 | DIS 1A        |     |     | T    | 9:00- 9:50A   | MS 5127       |                  | 30       |    |       | 0.0   |
|   |                     | Y       | 262-089-202 | DIS 1B        |     |     | R    | 9:00- 9:50A   | HAINES A25    |                  | 30       |    |       | 0.0   |
|   |                     | Y       | 262-089-203 | DIS 1C        |     |     | T    | 9:00- 9:50A   | MS 5137       |                  | 30       |    |       | 0.0   |
|   |                     | Y       | 262-089-204 | DIS 1D        |     |     | R    | 9:00- 9:50A   | MS 5117       |                  | 30       |    |       | 0.0   |
|   |                     | Y       | 262-089-205 | DIS 1E        |     |     | T    | 9:00- 9:50A   | MS 5138       |                  | 30       |    |       | 0.0   |
|   |                     | Y       | 262-089-206 | DIS 1F        |     |     | R    | 9:00- 9:50A   | MS 5137       |                  | 30       |    |       | 0.0   |
|   |                     | Y       | -----       | LEC 2         |     |     | MWF  | 12:00- 12:50P | BUNCHE 1209B  | GOLDBRING, I.M.  | 180      | 05 | SO    | 4.0   |
|   |                     | Y       | 262-089-211 | DIS 2A        |     |     | T    | 12:00- 12:50P | BOELTER 9436  |                  | 30       |    |       | 0.0   |
|   |                     | Y       | 262-089-212 | DIS 2B        |     |     | R    | 12:00- 12:50P | MS 5137       |                  | 30       |    |       | 0.0   |
|   |                     | Y       | 262-089-213 | DIS 2C        |     |     | T    | 12:00- 12:50P | GEOLOGY 4645  |                  | 30       |    |       | 0.0   |
|   |                     | Y       | 262-089-214 | DIS 2D        |     |     | R    | 12:00- 12:50P | MS 6229       |                  | 30       |    |       | 0.0   |
|   |                     | Y       | 262-089-215 | DIS 2E        |     |     | T    | 12:00- 12:50P | ROYCE 164     |                  | 30       |    |       | 0.0   |
|   |                     | Y       | 262-089-216 | DIS 2F        |     |     | R    | 12:00- 12:50P | GEOLOGY 6704  |                  | 30       |    |       | 0.0   |
| For Mathematics 3A enrollment contingent on taking and passing the Mathematics Diagnostic Test given each UCL Summer Freshman Orientation session and Monday September 20, 2010 from 8:00 a.m. to 10:00 p.m. in Moore Hall. |                     |         |             |               |     |     |      |               |               |                  |          |    |       |       |
| 31A   | DIFF&INTGL CALCULUS | Y       | -----       | LEC 1         |     |     | MWF  | 10:00- 10:50A | HAINES 220    | BISKUP, M.       | 180      | 03 | SO    | 4.0   |
|   |                     | Y       | 262-181-201 | DIS 1A        |     |     | T    | 10:00- 10:50A | MS 5137       |                  | 30       |    |       | 0.0   |
|   |                     | Y       | 262-181-202 | DIS 1B        |     |     | R    | 10:00- 10:50A | MS 5225       |                  | 30       |    |       | 0.0   |
|   |                     | Y       | 262-181-203 | DIS 1C        |     |     | T    | 10:00- 10:50A | DODD 78       |                  | 30       |    |       | 0.0   |
|   |                     | Y       | 262-181-204 | DIS 1D        |     |     | R    | 10:00- 10:50A | MS 6229       |                  | 30       |    |       | 0.0   |
|   |                     | Y       | 262-181-205 | DIS 1E        |     |     | T    | 10:00- 10:50A | GEOLOGY 6704  |                  | 30       |    |       | 0.0   |
|   |                     | Y       | 262-181-206 | DIS 1F        |     |     | R    | 10:00- 10:50A | HUMANTS 135   |                  | 30       |    |       | 0.0   |
|   |                     | Y       | -----       | LEC 2         |     |     | MWF  | 11:00- 11:50A | FRANZ 1178    | SARGSYAN, G.     | 180      | 04 | SO    | 4.0   |
|   |                     | Y       | 262-181-211 | DIS 2A        |     |     | T    | 11:00- 11:50A | MS 5203       |                  | 30       |    |       | 0.0   |
|   |                     | Y       | 262-181-212 | DIS 2B        |     |     | R    | 11:00- 11:50A | MS 6221       |                  | 30       |    |       | 0.0   |
|   |                     | Y       | 262-181-213 | DIS 2C        |     |     | T    | 11:00- 11:50A | MS 5118       |                  | 30       |    |       | 0.0   |
|   |                     | Y       | 262-181-214 | DIS 2D        |     |     | R    | 11:00- 11:50A | MS 5118       |                  | 30       |    |       | 0.0   |
|   |                     | Y       | 262-181-215 | DIS 2E        |     |     | T    | 11:00- 11:50A | ROYCE 160     |                  | 30       |    |       | 0.0   |
|   |                     | Y       | 262-181-216 | DIS 2F        |     |     | R    | 11:00- 11:50A | MS 6627       |                  | 30       |    |       | 0.0   |
|   |                     | Y       | -----       | LEC 3         |     |     | MWF  | 1:00- 1:50P   | BUNCHE 1209B  | BROWN, R.F.      | 180      | 06 | SO    | 4.0   |
|   |                     | Y       | 262-181-221 | DIS 3A        |     |     | T    | 1:00- 1:50P   | MS 5137       |                  | 30       |    |       | 0.0   |
|   |                     | Y       | 262-181-222 | DIS 3B        |     |     | R    | 1:00- 1:50P   | MS 5137       |                  | 30       |    |       | 0.0   |
|   |                     | Y       | 262-181-223 | DIS 3C        |     |     | T    | 1:00- 1:50P   | MS 6229       |                  | 30       |    |       | 0.0   |
|   |                     | Y       | 262-181-224 | DIS 3D        |     |     | R    | 1:00- 1:50P   | MS 6229       |                  | 30       |    |       | 0.0   |
|   |                     | Y       | 262-181-225 | DIS 3E        |     |     | T    | 1:00- 1:50P   | PAB 2748      |                  | 30       |    |       | 0.0   |
|   |                     | Y       | 262-181-226 | DIS 3F        |     |     | R    | 1:00- 1:50P   | ROYCE 164     |                  | 30       |    |       | 0.0   |
| For Mathematics 31B, lecture 1, there will be two MANDATORY midterm examinations from 5 to 6:50 p.m. on the following Wednesdays: October 13 and November 3, 2010.  |                     |         |             |               |     |     |      |               |               |                  |          |    |       |       |
| 31B   | INTEGRN&INF SERIES  | Y       | -----       | LEC 1         |     |     | MWF  | 9:00- 9:50A   | MS 4000A      | WATSON, L.T.     | 180      | 02 | SO    | 4.0   |
|   |                     | Y       | 262-186-201 | DIS 1A        |     |     | T    | 9:00- 9:50A   | MS 5118       |                  | 30       |    |       | 0.0   |
|   |                     | Y       | 262-186-202 | DIS 1B        |     |     | R    | 9:00- 9:50A   | MS 6229       |                  | 30       |    |       | 0.0   |
|   |                     | Y       | 262-186-203 | DIS 1C        |     |     | T    | 9:00- 9:50A   | ROYCE 156     |                  | 30       |    |       | 0.0   |
|   |                     | Y       | 262-186-204 | DIS 1D        |     |     | R    | 9:00- 9:50A   | MS 5138       |                  | 30       |    |       | 0.0   |
|   |                     | Y       | 262-186-205 | DIS 1E        |     |     | T    | 9:00- 9:50A   | BOELTER 5264  |                  | 30       |    |       | 0.0   |
|   |                     | Y       | 262-186-206 | DIS 1F        |     |     | R    | 9:00- 9:50A   | MS 5118       |                  | 30       |    |       | 0.0   |
| For Mathematics 31B, lecture 2, there will be two MANDATORY midterm examinations from 5 to 6:50 p.m. on the following Wednesdays: October 13 and November 3, 2010.  |                     |         |             |               |     |     |      |               |               |                  |          |    |       |       |
|   |                     | Y       | -----       | LEC 2         |     |     | MWF  | 10:00- 10:50A | MS 4000A      | WATSON, L.T.     | 180      | 03 | SO    | 4.0   |
|   |                     | Y       | 262-186-211 | DIS 2A        |     |     | T    | 10:00- 10:50A | MS 5118       |                  | 30       |    |       | 0.0   |
|   |                     | Y       | 262-186-212 | DIS 2B        |     |     | R    | 10:00- 10:50A | MS 5118       |                  | 30       |    |       | 0.0   |
|   |                     | Y       | 262-186-213 | DIS 2C        |     |     | T    | 10:00- 10:50A | GEOLOGY 4645  |                  | 30       |    |       | 0.0   |
|   |                     | Y       | 262-186-214 | DIS 2D        |     |     | R    | 10:00- 10:50A | MS 5138       |                  | 30       |    |       | 0.0   |
|   |                     | Y       | 262-186-215 | DIS 2E        |     |     | T    | 10:00- 10:50A | BUNCHE 3156   |                  | 30       |    |       | 0.0   |
|   |                     | Y       | 262-186-216 | DIS 2F        |     |     | R    | 10:00- 10:50A | BUNCHE 2160   |                  | 30       |    |       | 0.0   |
|   |                     | Y       | -----       | LEC 3         |     |     | MWF  | 1:00- 1:50P   | HAINES 39     | ROTHSCHILD, B.L. | 180      | 06 | SO    | 4.0   |
|   |                     | Y       | 262-186-221 | DIS 3A        |     |     | T    | 1:00- 1:50P   | MS 5138       |                  | 30       |    |       | 0.0   |
|   |                     | Y       | 262-186-222 | DIS 3B        |     |     | R    | 1:00- 1:50P   | MS 5138       |                  | 30       |    |       | 0.0   |
|   |                     | Y       | 262-186-223 | DIS 3C        |     |     | T    | 1:00- 1:50P   | DODD 154      |                  | 30       |    |       | 0.0   |
|   |                     | Y       | 262-186-224 | DIS 3D        |     |     | R    | 1:00- 1:50P   | ROYCE 162     |                  | 30       |    |       | 0.0   |
|   |                     | Y       | 262-186-225 | DIS 3E        |     |     | T    | 1:00- 1:50P   | PAB 1434A     |                  | 30       |    |       | 0.0   |
|   |                     | Y       | 262-186-226 | DIS 3F        |     |     | R    | 1:00- 1:50P   | PAB 1749      |                  | 30       |    |       | 0.0   |



| CATALOG NUMBER | COURSE TITLE         | ENF REQ | ID          | CLS NUMB | TYP | SEC | FEE | DAYS | TIME          | BUILDING/ROOM | INSTRUCTOR       | ENRL CAP | XC | GD TP | UNITS |
|----------------|----------------------|---------|-------------|----------|-----|-----|-----|------|---------------|---------------|------------------|----------|----|-------|-------|
| 32A            | CALC OF SEVRL VAR    | Y       | -----       | LEC      | 1   |     |     | MWF  | 9:00- 9:50A   | MS 5200       | MICHELI, M.      | 120      | 02 | SO    | 4.0   |
|                |                      | Y       | 262-206-201 | DIS      | 1A  |     |     | T    | 9:00- 9:50A   | MS 6229       |                  | 30       |    |       | 0.0   |
|                |                      | Y       | 262-206-202 | DIS      | 1B  |     |     | R    | 9:00- 9:50A   | BOELTER 5264  |                  | 30       |    |       | 0.0   |
|                |                      | Y       | 262-206-203 | DIS      | 1C  |     |     | T    | 9:00- 9:50A   | BOELTER 9436  |                  | 30       |    |       | 0.0   |
|                |                      | Y       | 262-206-204 | DIS      | 1D  |     |     | R    | 9:00- 9:50A   | BOELTER 9436  |                  | 30       |    |       | 0.0   |
|                |                      | Y       | -----       | LEC      | 2   |     |     | MWF  | 12:00- 12:50P | ROLFE 1200    | RADKO, O.V.      | 180      | 05 | SO    | 4.0   |
|                |                      | Y       | 262-206-211 | DIS      | 2A  |     |     | T    | 12:00- 12:50P | MS 5138       |                  | 30       |    |       | 0.0   |
|                |                      | Y       | 262-206-212 | DIS      | 2B  |     |     | R    | 12:00- 12:50P | BOELTER 5420  |                  | 30       |    |       | 0.0   |
|                |                      | Y       | 262-206-213 | DIS      | 2C  |     |     | T    | 12:00- 12:50P | MS 5147       |                  | 30       |    |       | 0.0   |
|                |                      | Y       | 262-206-214 | DIS      | 2D  |     |     | R    | 12:00- 12:50P | MS 5147       |                  | 30       |    |       | 0.0   |
|                |                      | Y       | 262-206-215 | DIS      | 2E  |     |     | T    | 12:00- 12:50P | BOELTER 5420  |                  | 30       |    |       | 0.0   |
|                |                      | Y       | 262-206-216 | DIS      | 2F  |     |     | R    | 12:00- 12:50P | BOELTER 9436  |                  | 30       |    |       | 0.0   |
|                |                      | Y       | -----       | LEC      | 3   |     |     | MWF  | 1:00- 1:50P   | BROAD 2160E   | MESS, G.         | 180      | 06 | SO    | 4.0   |
|                |                      | Y       | 262-206-221 | DIS      | 3A  |     |     | T    | 1:00- 1:50P   | BUNCHE 1221A  |                  | 30       |    |       | 0.0   |
|                |                      | Y       | 262-206-222 | DIS      | 3B  |     |     | R    | 1:00- 1:50P   | PAB 2434      |                  | 30       |    |       | 0.0   |
|                |                      | Y       | 262-206-223 | DIS      | 3C  |     |     | T    | 1:00- 1:50P   | BOELTER 5420  |                  | 30       |    |       | 0.0   |
|                |                      | Y       | 262-206-224 | DIS      | 3D  |     |     | R    | 1:00- 1:50P   | PAB 1434A     |                  | 30       |    |       | 0.0   |
|                |                      | Y       | 262-206-225 | DIS      | 3E  |     |     | T    | 1:00- 1:50P   | BUNCHE 2160   |                  | 30       |    |       | 0.0   |
|                |                      | Y       | 262-206-226 | DIS      | 3F  |     |     | R    | 1:00- 1:50P   | BOELTER 5420  |                  | 30       |    |       | 0.0   |
| 32AH           | CALC-SEVRL VAR-HNR   | Y       | -----       | LEC      | 1   |     |     | MWF  | 9:00- 9:50A   | MS 6221       |                  | 20       | 02 | SO    | 4.0   |
|                |                      | Y       | 62-205-201L | DIS      | 1A  |     |     | T    | 9:00- 9:50A   | MS 6221       |                  | 20       |    |       | 0.0   |
| 32B            | CALC OF SEVRL VAR    | Y       | -----       | LEC      | 1   |     |     | MWF  | 11:00- 11:50A | HUMANTS A51   | LIU, G.          | 180      | 04 | SO    | 4.0   |
|                |                      | Y       | 262-211-201 | DIS      | 1A  |     |     | T    | 11:00- 11:50A | MS 6221       |                  | 30       |    |       | 0.0   |
|                |                      | Y       | 262-211-202 | DIS      | 1B  |     |     | R    | 11:00- 11:50A | MS 5203       |                  | 30       |    |       | 0.0   |
|                |                      | Y       | 262-211-203 | DIS      | 1C  |     |     | T    | 11:00- 11:50A | MS 6627       |                  | 30       |    |       | 0.0   |
|                |                      | Y       | 262-211-204 | DIS      | 1D  |     |     | R    | 11:00- 11:50A | PAB 1434A     |                  | 30       |    |       | 0.0   |
|                |                      | Y       | 262-211-225 | DIS      | 1E  |     |     | T    | 11:00- 11:50A | GEOLOGY 4645  |                  | 30       |    |       | 0.0   |
|                |                      | Y       | 262-211-226 | DIS      | 1F  |     |     | R    | 11:00- 11:50A | MS 5138       |                  | 30       |    |       | 0.0   |
| 33A            | LINEAR ALGBRA&APPLS  | Y       | -----       | LEC      | 1   |     |     | MWF  | 9:00- 9:50A   | WGYOUNG CS24  | UMINSKY, D.T.    | 180      | 02 | SO    | 4.0   |
|                |                      | Y       | 262-221-201 | DIS      | 1A  |     |     | T    | 9:00- 9:50A   | GEOLOGY 6704  |                  | 30       |    |       | 0.0   |
|                |                      | Y       | 262-221-202 | DIS      | 1B  |     |     | R    | 9:00- 9:50A   | GEOLOGY 6704  |                  | 30       |    |       | 0.0   |
|                |                      | Y       | 262-221-203 | DIS      | 1C  |     |     | T    | 9:00- 9:50A   | GEOLOGY 4645  |                  | 30       |    |       | 0.0   |
|                |                      | Y       | 262-221-204 | DIS      | 1D  |     |     | R    | 9:00- 9:50A   | BOELTER 5273  |                  | 30       |    |       | 0.0   |
|                |                      | Y       | 262-221-205 | DIS      | 1E  |     |     | T    | 9:00- 9:50A   | BOELTER 5273  |                  | 30       |    |       | 0.0   |
|                |                      | Y       | 262-221-206 | DIS      | 1F  |     |     | R    | 9:00- 9:50A   | BOELTER 5272  |                  | 30       |    |       | 0.0   |
|                |                      | Y       | -----       | LEC      | 2   |     |     | MWF  | 11:00- 11:50A | MS 4000A      | RALSTON JR, J.V. | 180      | 04 | SO    | 4.0   |
|                |                      | Y       | 262-221-211 | DIS      | 2A  |     |     | T    | 11:00- 11:50A | MS 5117       |                  | 30       |    |       | 0.0   |
|                |                      | Y       | 262-221-212 | DIS      | 2B  |     |     | R    | 11:00- 11:50A | MS 5137       |                  | 30       |    |       | 0.0   |
|                |                      | Y       | 262-221-213 | DIS      | 2C  |     |     | T    | 11:00- 11:50A | MS 5127       |                  | 30       |    |       | 0.0   |
|                |                      | Y       | 262-221-214 | DIS      | 2D  |     |     | R    | 11:00- 11:50A | BOTANY 325    |                  | 30       |    |       | 0.0   |
|                |                      | Y       | 262-221-215 | DIS      | 2E  |     |     | TBA  |               |               |                  | 30       |    |       | 0.0   |
|                |                      | Y       | 262-221-216 | DIS      | 2F  |     |     | R    | 11:00- 11:50A | GEOLOGY 4645  |                  | 30       |    |       | 0.0   |
|                |                      | Y       | -----       | LEC      | 3   |     |     | MWF  | 9:00- 9:50A   | MS 5118       | THE STAFF        | 0        | 02 | SO    | 4.0   |
|                |                      | Y       | 62-221-221L | DIS      | 3A  |     |     | R    | 9:00- 9:50A   | PAB 2748      |                  | 0        |    |       | 0.0   |
|                |                      | Y       | -----       | LEC      | 4   |     |     | MWF  | 11:00- 11:50A | MS 5118       |                  | 0        | 04 | SO    | 4.0   |
|                |                      | Y       | 62-221-231L | DIS      | 4A  |     |     | TBA  |               |               |                  | 0        |    |       | 0.0   |
| 33B            | DIFFERNTL EQUATIONS  | Y       | -----       | LEC      | 1   |     |     | MWF  | 9:00- 9:50A   | BUNCHE 1209B  | THE STAFF        | 180      | 02 | SO    | 4.0   |
|                |                      | Y       | 262-223-201 | DIS      | 1A  |     |     | T    | 9:00- 9:50A   | BOELTER 5272  |                  | 30       |    |       | 0.0   |
|                |                      | Y       | 262-223-202 | DIS      | 1B  |     |     | R    | 9:00- 9:50A   | BOELTER 5280  |                  | 30       |    |       | 0.0   |
|                |                      | Y       | 262-223-203 | DIS      | 1C  |     |     | T    | 9:00- 9:50A   | BOELTER 5419  |                  | 30       |    |       | 0.0   |
|                |                      | Y       | 262-223-204 | DIS      | 1D  |     |     | R    | 9:00- 9:50A   | BOELTER 5419  |                  | 30       |    |       | 0.0   |
|                |                      | Y       | 262-223-205 | DIS      | 1E  |     |     | T    | 9:00- 9:50A   | BOELTER 5420  |                  | 30       |    |       | 0.0   |
|                |                      | Y       | 262-223-206 | DIS      | 1F  |     |     | R    | 9:00- 9:50A   | BOELTER 5420  |                  | 30       |    |       | 0.0   |
|                |                      | Y       | -----       | LEC      | 2   |     |     | MWF  | 11:00- 11:50A | BUNCHE 1209B  | GOLDBRING, I.M.  | 180      | 04 | SO    | 4.0   |
|                |                      | Y       | 262-223-211 | DIS      | 2A  |     |     | T    | 11:00- 11:50A | MS 6229       |                  | 30       |    |       | 0.0   |
|                |                      | Y       | 262-223-212 | DIS      | 2B  |     |     | R    | 11:00- 11:50A | GEOLOGY 6704  |                  | 30       |    |       | 0.0   |
|                |                      | Y       | 262-223-213 | DIS      | 2C  |     |     | TBA  |               |               |                  | 30       |    |       | 0.0   |
|                |                      | Y       | 262-223-214 | DIS      | 2D  |     |     | TBA  |               |               |                  | 30       |    |       | 0.0   |
|                |                      | Y       | 262-223-215 | DIS      | 2E  |     |     | T    | 11:00- 11:50A | BOTANY 325    |                  | 30       |    |       | 0.0   |
|                |                      | Y       | 262-223-216 | DIS      | 2F  |     |     | TBA  |               |               |                  | 30       |    |       | 0.0   |
| 72SL           | MIDDLE SCHOOL MATH   | Y       | -----       | SEM      | 1   |     |     | W    | 4:00- 5:50P   | MS 6201       | ROTHSCHILD, B.L. | 0        | 30 | PN    | 2.0   |
| 97             | VARIABLE TOPICS      | Y       | -----       | LEC      | 1   |     |     | MWF  | 2:00- 2:50P   | HAINES 118    | HAESEMEYER, C.   | 20       | 30 | SO    | 4.0   |
|                |                      | Y       | 62-289-201L | DIS      | 1A  |     |     | T    | 2:00- 2:50P   | MS 5138       |                  | 20       |    |       | 0.0   |
| 98XA           | PEERS COLLAB WRKSHPY | Y       | 62-290-201L | LAB      | 1   |     |     | MW   | 3:00- 4:20P   | MS 3974       | PETERSEN, P.     | 20       | 30 | PN    | 1.0   |
|                |                      | Y       | 62-290-202L | LAB      | 2   |     |     | MW   | 3:00- 4:20P   | WGYOUNG 6096  | PETERSEN, P.     | 20       | 30 | PN    | 1.0   |
|                |                      | Y       | 62-290-203L | LAB      | 3   |     |     | TBA  |               |               | PETERSEN, P.     | 20       | 30 | PN    | 1.0   |
| 98XB           | PEERS COLLAB WRKSHPY | Y       | 62-291-200L | LAB      | 1   |     |     | TR   | 3:00- 4:20P   | MS 3974       | PETERSEN, P.     | 20       | 30 | PN    | 1.0   |
|                |                      | Y       | 62-291-202L | LAB      | 2   |     |     | TR   | 3:00- 4:20P   | MS 3974       | PETERSEN, P.     | 25       | 30 | PN    | 1.0   |
|                |                      | Y       | 62-291-203L | LAB      | 3   |     |     | TR   | 3:00- 4:20P   | WGYOUNG 6096  | PETERSEN, P.     | 10       | 30 | PN    | 1.0   |
| 100            | PROBLEM SOLVING      | Y       | 62-300-200L | LEC      | 1   |     |     | MWF  | 12:00- 12:50P | MS 5117       | THE STAFF        | 20       | 05 | PN    | 4.0   |
| 103A           | MATH INSTRUCTION     | Y       | 62-314-200L | SEM      | 1   |     |     | M    | 4:00- 5:50P   | MS 6201       | HAKANSSON, S.W.  | 20       | 30 | PN    | 2.0   |
| 105A           | PEDAGOGY-SCNDRY MTHY | Y       | 62-330-200L | LEC      | 1   |     |     | MW   | 3:00- 4:50P   | MS 6221       | CALAHAN, H.J.    | 20       | 08 | SO    | 4.0   |
| 110A           | ALGEBRA              | Y       | -----       | LEC      | 1   |     |     | MWF  | 10:00- 10:50A | MS 5127       | GIESEKER, D.     | 35       | 03 | SO    | 4.0   |
|                |                      | Y       | 62-338-201L | DIS      | 1A  |     |     | R    | 10:00- 10:50A | MS 5127       |                  | 35       |    |       | 0.0   |
| 110AH          | ALGEBRA-HONORS       | Y       | -----       | LEC      | 1   |     |     | MWF  | 2:00- 2:50P   | MS 5118       | MERKURJEV, A.S.  | 35       | 07 | SO    | 4.0   |
|                |                      | Y       | 62-344-201L | DIS      | 1A  |     |     | R    | 2:00- 2:50P   | MS 5118       |                  | 35       |    |       | 0.0   |
| 115A           | LINEAR ALGEBRA       | Y       | -----       | LEC      | 1   |     |     | MWF  | 9:00- 9:50A   | MS 5147       | THE STAFF        | 35       | 02 | SO    | 5.0   |
|                |                      | Y       | 62-398-201L | DIS      | 1A  |     |     | TR   | 9:00- 9:50A   | MS 5147       |                  | 35       |    |       | 0.0   |
|                |                      | Y       | -----       | LEC      | 2   |     |     | MWF  | 10:00- 10:50A | MS 6229       | THE STAFF        | 35       | 03 | SO    | 5.0   |
|                |                      | Y       | 62-398-211L | DIS      | 2A  |     |     | TR   | 10:00- 10:50A | MS 5147       |                  | 35       |    |       | 0.0   |
|                |                      | Y       | -----       | LEC      | 3   |     |     | MWF  | 11:00- 11:50A | MS 5147       | THE STAFF        | 35       | 04 | SO    | 5.0   |

For Mathematics 115A, lecture 2, there will be one MANDATORY midterm examination from 5 to 7 p.m. Monday, November 1, 2010.

For Mathematics 115A, lecture 3, there will be one MANDATORY midterm examination from 5 to 7 p.m. Monday, November 1, 2010.

| CATALOG NUMBER | COURSE TITLE         | ENF REQ | ID          | CLS NUMB | TYP | SEC | FEE | DAYS | TIME          | BUILDING/ROOM | INSTRUCTOR         | ENRL CAP | XC | GD TP | UNITS |
|----------------|----------------------|---------|-------------|----------|-----|-----|-----|------|---------------|---------------|--------------------|----------|----|-------|-------|
|                |                      | Y       | 62-398-221L | DIS      | 3A  |     |     | TR   | 11:00- 11:50A | MS 5147       |                    | 35       |    |       | 0.0   |
|                |                      | Y       | -----       | LEC      | 4   |     |     | MWF  | 1:00- 1:50P   | MS 5147       | THE STAFF          | 35       | 06 | SO    | 5.0   |
|                |                      | Y       | 62-398-231L | DIS      | 4A  |     |     | TR   | 1:00- 1:50P   | MS 5147       |                    | 35       |    |       | 0.0   |
|                |                      | Y       | -----       | LEC      | 5   |     |     | MWF  | 2:00- 2:50P   | MS 5147       | RICHARDSON, C.L.   | 35       | 07 | SO    | 5.0   |
|                |                      | Y       | 62-398-241L | DIS      | 5A  |     |     | TR   | 2:00- 2:50P   | MS 5147       |                    | 35       |    |       | 0.0   |
| 115AH          | LINEAR ALGEBRA-HNRS  | Y       | -----       | LEC      | 1   |     |     | MWF  | 1:00- 1:50P   | MS 5118       | GIESEKER, D.       | 35       | 06 | SO    | 5.0   |
|                |                      | Y       | 62-395-201L | DIS      | 1A  |     |     | TR   | 1:00- 1:50P   | MS 5118       |                    | 35       |    |       | 0.0   |
|                |                      | Y       | -----       | LEC      | 1   |     |     | MWF  | 1:00- 1:50P   | MS 5127       | LIU, G.            | 35       | 06 | SO    | 4.0   |
| 120A           | DIFFERENTIAL GEOM    | Y       | 62-407-201L | DIS      | 1A  |     |     | T    | 1:00- 1:50P   | MS 5127       |                    | 35       |    |       | 0.0   |
|                |                      | Y       | -----       | LEC      | 1   |     |     | MWF  | 10:00- 10:50A | MS 5138       | KIM, C.            | 35       | 03 | SO    | 4.0   |
|                |                      | Y       | 62-447-201L | DIS      | 1A  |     |     | T    | 10:00- 10:50A | MS 5138       |                    | 35       |    |       | 0.0   |
|                |                      | Y       | -----       | LEC      | 2   |     |     | MWF  | 11:00- 11:50A | MS 5138       | THE STAFF          | 35       | 04 | SO    | 4.0   |
|                |                      | Y       | 62-447-211L | DIS      | 2A  |     |     | T    | 11:00- 11:50A | MS 5138       |                    | 35       |    |       | 0.0   |
|                |                      | Y       | -----       | LEC      | 3   |     |     | MWF  | 12:00- 12:50P | MS 5138       | THE STAFF          | 35       | 05 | SO    | 4.0   |
|                |                      | Y       | 62-447-221L | DIS      | 3A  |     |     | R    | 12:00- 12:50P | MS 5138       |                    | 35       |    |       | 0.0   |
| 131AH          | ANALYSIS-HONORS      | Y       | -----       | LEC      | 1   |     |     | MWF  | 11:00- 11:50A | MS 5137       | DE SAPIO, R.       | 35       | 04 | SO    | 4.0   |
|                |                      | Y       | 62-449-201L | DIS      | 1A  |     |     | T    | 11:00- 11:50A | MS 5137       |                    | 35       |    |       | 0.0   |
| 132            | CMPLX ANLY-APLICNTS  | Y       | -----       | LEC      | 1   |     |     | MWF  | 10:00- 10:50A | MS 5137       | LIU, K.            | 35       | 03 | SO    | 4.0   |
|                |                      | Y       | 62-469-201L | DIS      | 1A  |     |     | R    | 10:00- 10:50A | MS 5137       |                    | 35       |    |       | 0.0   |
|                |                      | Y       | -----       | LEC      | 2   |     |     | MWF  | 12:00- 12:50P | MS 5137       | CHAYES, L.         | 35       | 27 | SO    | 4.0   |
|                |                      | Y       | 62-469-211L | DIS      | 2A  |     |     | T    | 12:00- 12:50P | MS 5137       |                    | 35       |    |       | 0.0   |
|                |                      | Y       | -----       | LEC      | 3   |     |     | MWF  | 2:00- 2:50P   | MS 5137       | CHAYES, L.         | 35       | 27 | SO    | 4.0   |
|                |                      | Y       | 62-469-221L | DIS      | 3A  |     |     | R    | 2:00- 2:50P   | MS 5137       |                    | 35       |    |       | 0.0   |
| 142            | MATHEMTCL MODELING   | Y       | -----       | LEC      | 1   |     |     | MWF  | 9:00- 9:50A   | MS 5127       |                    | 35       | 02 | SO    | 4.0   |
|                |                      | Y       | 62-513-201L | DIS      | 1A  |     |     | R    | 9:00- 9:50A   | MS 5127       |                    | 35       |    |       | 0.0   |
| 151A           | APPLD NUMRCL MTHDS   | Y       | -----       | LEC      | 1   |     |     | MWF  | 11:00- 11:50A | MS 6229       | CAI, J.            | 35       | 04 | LG    | 4.0   |
|                |                      | Y       | 62-564-201L | DIS      | 1A  |     |     | R    | 11:00- 11:50A | MS 6229       |                    | 35       |    |       | 0.0   |
| 167            | MATH GAME THEORY     | Y       | -----       | LEC      | 1   |     |     | MWF  | 2:00- 2:50P   | MS 5127       | NEEMAN, I.         | 0        | 07 | SO    | 4.0   |
|                |                      | Y       | 62-646-201L | DIS      | 1A  |     |     | T    | 2:00- 2:50P   | MS 5127       |                    | 0        |    |       | 0.0   |
| 170A           | PROBABILITY THEORY   | Y       | -----       | LEC      | 1   |     |     | MWF  | 11:00- 11:50A | MS 5117       | LIGGETT, T.M.      | 35       | 04 | SO    | 4.0   |
|                |                      | Y       | 62-660-201L | DIS      | 1A  |     |     | R    | 11:00- 11:50A | MS 5117       |                    | 35       |    |       | 0.0   |
|                |                      | Y       | -----       | LEC      | 2   |     |     | MWF  | 2:00- 2:50P   | MS 5117       | NEIMAN, M.L.       | 35       | 07 | SO    | 4.0   |
|                |                      | Y       | 62-660-211L | DIS      | 2A  |     |     | T    | 2:00- 2:50P   | MS 5117       |                    | 35       |    |       | 0.0   |
| 172A           | INTR-FINANCIAL MATH  | Y       | 62-732-200L | LEC      | 1   |     |     | WF   | 3:00- 4:50P   | MS 5117       | THE STAFF          | 35       | 08 | LG    | 4.0   |
| 180            | COMBINATORICS        | Y       | -----       | LEC      | 1   |     |     | MWF  | 9:00- 9:50A   | MS 5117       | SUDAKOV, B.        | 35       | 02 | SO    | 4.0   |
|                |                      | Y       | 62-780-201L | DIS      | 1A  |     |     | T    | 9:00- 9:50A   | MS 5117       |                    | 35       |    |       | 0.0   |
| 191            | VARIABLE TOPICS      | Y       | 62-847-200L | LEC      | 1   |     |     | MWF  | 1:00- 1:50P   | MS 6201       | THE STAFF          | 20       | 30 | SO    | 4.0   |
|                | Math 191, Lecture 1: |         |             |          |     |     |     |      |               |               |                    |          |    |       |       |
| 205B           | NUMBER THEORY        | Y       | 62-014-200L | LEC      | 1   |     |     | MWF  | 12:00- 12:50P | MS 5148       | DUKE, W.D.         | 20       | 05 | SO    | 4.0   |
|                |                      |         |             |          |     |     |     |      |               |               |                    |          |    |       |       |
|                |                      |         |             |          |     |     |     |      |               |               |                    |          |    |       |       |
| M209B          | CRYPTGRPHC PROTOCLSY | Y       | 62-055-200L | LEC      | 1   |     |     | MW   | 2:00- 3:50P   | PAB 2434      |                    | 5        | 07 | LG    | 4.0   |
|                |                      |         |             |          |     |     |     |      |               |               |                    |          |    |       |       |
|                |                      |         |             |          |     |     |     |      |               |               |                    |          |    |       |       |
| 210A           | ALGEBRA              | Y       | -----       | LEC      | 1   |     |     | MWF  | 10:00- 10:50A | MS 5117       | GREEN, M.L.        | 40       | 03 | SO    | 4.0   |
|                |                      |         |             |          |     |     |     |      |               |               |                    |          |    |       |       |
|                |                      |         |             |          |     |     |     |      |               |               |                    |          |    |       |       |
| 215A           | COMMUTATIVE ALGEBRAY | Y       | 62-025-201L | DIS      | 1A  |     |     | T    | 10:00- 10:50A | MS 5117       |                    | 40       |    |       | 0.0   |
|                |                      | Y       | 62-047-200L | LEC      | 1   |     |     | MWF  | 9:00- 9:50A   | MS 5138       | HAESEMEYER, C.     | 20       | 30 | SO    | 4.0   |
|                |                      |         |             |          |     |     |     |      |               |               |                    |          |    |       |       |
| M217           | GEOMETRY & PHYSICS   | Y       | 62-050-200L | LEC      | 1   |     |     | MWF  | 12:00- 12:50P | MS 5147       | LIU, K.            | 20       | 05 | SU    | 4.0   |
|                |                      |         |             |          |     |     |     |      |               |               |                    |          |    |       |       |
| 220A           | MATHEMATICAL LOGIC   | Y       | 62-056-200L | LEC      | 1   |     |     | MWF  | 12:00- 12:50P | MS 5127       | MARTIN, D.A.       | 20       | 30 | SO    | 4.0   |
|                |                      |         |             |          |     |     |     |      |               |               |                    |          |    |       |       |
| 223S           | TOPICS-SET THEORY    | Y       | 62-113-200L | LEC      | 1   |     |     | MWF  | 1:00- 1:50P   | MS 5137       | HJORTH, G.         | 20       | 30 | SO    | 4.0   |
|                |                      |         |             |          |     |     |     |      |               |               |                    |          |    |       |       |
| 225A           | DIFFERENTL TOPOLOGY  | Y       | -----       | LEC      | 1   |     |     | MWF  | 1:00- 1:50P   | MS 5117       | GREENE, R.E.       | 40       | 06 | SO    | 4.0   |
|                |                      |         |             |          |     |     |     |      |               |               |                    |          |    |       |       |
|                |                      |         |             |          |     |     |     |      |               |               |                    |          |    |       |       |
| 226A           | DIFFERENT GEOMETRY   | Y       | 62-150-201L | DIS      | 1A  |     |     | T    | 1:00- 1:50P   | MS 5117       |                    | 40       |    |       | 0.0   |
|                |                      | Y       | 62-120-200L | LEC      | 1   |     |     | MWF  | 2:00- 2:50P   | MS 5148       | MANOLESCU, C.      | 40       | 07 | SO    | 4.0   |
|                |                      |         |             |          |     |     |     |      |               |               |                    |          |    |       |       |
| 245A           | REAL ANALYSIS        | Y       | -----       | LEC      | 1   |     |     | MWF  | 2:00- 2:50P   | MS 6229       | TAO, T.C.          | 45       | 07 | SO    | 4.0   |
|                |                      |         |             |          |     |     |     |      |               |               |                    |          |    |       |       |
|                |                      |         |             |          |     |     |     |      |               |               |                    |          |    |       |       |
| 246A           | COMPLEX ANALYSIS     | Y       | 62-191-201L | DIS      | 1A  |     |     | T    | 2:00- 2:50P   | MS 6229       |                    | 45       |    |       | 0.0   |
|                |                      | Y       | -----       | LEC      | 1   |     |     | MWF  | 11:00- 11:50A | MS 5127       | GARNETT, J.B.      | 40       | 04 | SO    | 4.0   |
|                |                      |         |             |          |     |     |     |      |               |               |                    |          |    |       |       |
|                |                      |         |             |          |     |     |     |      |               |               |                    |          |    |       |       |
| 251A           | INTRO-PART DIFF EQN  | Y       | 62-196-201L | DIS      | 1A  |     |     | R    | 11:00- 11:50A | MS 5127       |                    | 40       |    |       | 0.0   |
|                |                      | Y       | 62-241-200L | LEC      | 1   |     |     | MWF  | 1:00- 1:50P   | MS 5138       | ESKIN, G.          | 40       | 30 | SO    | 4.0   |
|                |                      |         |             |          |     |     |     |      |               |               |                    |          |    |       |       |
| 255A           | FUNCTIONAL ANALYSIS  | Y       | 62-260-200L | LEC      | 1   |     |     | MWF  | 3:00- 3:50P   | MS 5127       | KILLIP, R.B.       | 40       | 30 | SO    | 4.0   |
|                |                      |         |             |          |     |     |     |      |               |               |                    |          |    |       |       |
| 259A           | OPER ALG-HILB SPACE  | Y       | 62-284-200L | LEC      | 1   |     |     | MW   | 2:00- 3:15P   | MS 5138       | SHLYAKHTENKO, D.Y. | 40       | 07 | SO    | 4.0   |
|                |                      |         |             |          |     |     |     |      |               |               |                    |          |    |       |       |
| 266B           | APPL PART DIF EQUAT  | Y       | -----       | LEC      | 1   |     |     | MWF  | 12:00- 12:50P | MS 6229       | KIM, C.            | 20       | 30 | SO    | 4.0   |
|                |                      |         |             |          |     |     |     |      |               |               |                    |          |    |       |       |
|                |                      |         |             |          |     |     |     |      |               |               |                    |          |    |       |       |
| 269A           | ADV NUMERICAL ANLY   | Y       | 62-327-201L | DIS      | 1A  |     |     | T    | 12:00- 12:50P | MS 6229       |                    | 20       |    |       | 0.0   |
|                |                      | Y       | -----       | LEC      | 1   |     |     | MWF  | 3:00- 3:50P   | MS 6229       | ANDERSON, C.R.     | 40       | 08 | SO    | 4.0   |
|                |                      |         |             |          |     |     |     |      |               |               |                    |          |    |       |       |
|                |                      |         |             |          |     |     |     |      |               |               |                    |          |    |       |       |
| 270A           | MATH-SCNTFC CMPUTNGY | Y       | 62-352-201L | DIS      | 1A  |     |     | R    | 3:00- 3:50P   | MS 6229       |                    | 40       |    |       | 0.0   |
|                |                      | Y       | 62-364-200L | LEC      | 1   |     |     | MWF  | 1:00- 1:50P   | MS 6229       | TERAN, J.M.        | 40       | 30 | SO    | 4.0   |
|                |                      |         |             |          |     |     |     |      |               |               |                    |          |    |       |       |
| 273            | OPTMZTN&CONTRL THRY  | Y       | 62-376-200L | LEC      | 1   |     |     | MWF  | 2:00- 2:50P   | MS 5233       | VESE, L.A.         | 25       | 30 | SO    | 4.0   |
|                |                      |         |             |          |     |     |     |      |               |               |                    |          |    |       |       |
| 275A           | PROBABILITY THEORY   | Y       | -----       | LEC      | 1   |     |     | MWF  | 2:00- 2:50P   | MS 6221       | ROCH, S.           | 20       | 07 | SO    | 4.0   |
|                |                      |         |             |          |     |     |     |      |               |               |                    |          |    |       |       |
|                |                      |         |             |          |     |     |     |      |               |               |                    |          |    |       |       |
| 285C           | SEMINAR IN ALGEBRA   | Y       | 62-377-201L | DIS      | 1A  |     |     | R    | 2:00- 2:50P   | MS 6221       |                    | 20       |    |       | 0.0   |
|                |                      | Y       | 62-445-200L | SEM      | 1   |     |     | MWF  | 9:00- 9:50A   | MS 5137       | VARADARAJAN, V.S.  | 20       | 30 | SO    | 4.0   |
|                |                      |         |             |          |     |     |     |      |               |               |                    |          |    |       |       |
| 285G           | SEMINAR IN ANALYSIS  | Y       | 62-457-200L | SEM      | 1   |     |     | MWF  | 2:00- 2:50P   | MS 6201       | THE STAFF          | 20       | 30 | SO    | 4.0   |
|                |                      |         |             |          |     |     |     |      |               |               |                    |          |    |       |       |
| 285J           | SEM-APPLIED MATH     | Y       | 62-466-200L | SEM      | 1   |     |     | MWF  | 2:00- 2:50P   | MS 5217       | BERTOZZI, A.       | 25       | 30 | SO    | 4.0   |
|                |                      |         |             |          |     |     |     |      |               |               |                    |          |    |       |       |

| CATALOG NUMBER | COURSE TITLE         | ENF REQ | CLS ID                      | NUMB  | TYP | SEC | FEE | DAYS | TIME          | BUILDING/ROOM | INSTRUCTOR         | ENRL CAP | XC | GD TP | UNITS |
|----------------|----------------------|---------|-----------------------------|-------|-----|-----|-----|------|---------------|---------------|--------------------|----------|----|-------|-------|
| 290B           | NUMBER THEORY        | Y       | 62-541-200L                 | SEM 1 |     |     |     | W    | 3:30- 4:50P   | MS 5118       | KHARE, C.          | 10       | 30 | SU    | 4.0   |
|                |                      |         | RESTRICT: GRADUATE STUDENTS |       |     |     |     |      |               |               |                    |          |    |       |       |
|                |                      | Y       | 62-541-201L                 | SEM 2 |     |     |     | T    | 4:00- 5:50P   | MS 5233       | BLASIUS, D.M.      | 10       | 30 | SU    | 4.0   |
|                |                      |         | RESTRICT: GRADUATE STUDENTS |       |     |     |     |      |               |               |                    |          |    |       |       |
| 290C           | ALGEBRA              | Y       | 62-542-200L                 | SEM 1 |     |     |     | W    | 3:00- 4:50P   | MS 7608       | MERKURJEV, A.S.    | 10       | 30 | SU    | 4.0   |
|                |                      |         | RESTRICT: GRADUATE STUDENTS |       |     |     |     |      |               |               |                    |          |    |       |       |
|                |                      | Y       | 62-542-210L                 | SEM 2 |     |     |     | F    | 3:00- 4:50P   | MS 7608       | HAESEMEYER, C.     | 10       | 30 | SU    | 4.0   |
|                |                      |         | RESTRICT: GRADUATE STUDENTS |       |     |     |     |      |               |               |                    |          |    |       |       |
|                |                      | Y       | 62-542-220L                 | SEM 3 |     |     |     | MW   | 8:00- 9:50A   | MS 6118       | VARADARAJAN, V.S.  | 10       | 30 | SU    | 4.0   |
|                |                      |         | RESTRICT: GRADUATE STUDENTS |       |     |     |     |      |               |               |                    |          |    |       |       |
| 290D           | LOGIC                | Y       | 62-543-200L                 | SEM 1 |     |     |     | W    | 5:00- 5:50P   | MS 5217       | HJORTH, G.         | 10       | 30 | SU    | 4.0   |
|                |                      |         | RESTRICT: GRADUATE STUDENTS |       |     |     |     |      |               |               |                    |          |    |       |       |
| 290E           | GEOMETRY             | Y       | 62-544-200L                 | SEM 1 |     |     |     | T    | 2:00- 3:50P   | MS 5148       | LIU, K.            | 20       | 30 | SU    | 4.0   |
|                |                      |         | RESTRICT: GRADUATE STUDENTS |       |     |     |     |      |               |               |                    |          |    |       |       |
|                |                      | Y       | 62-544-201L                 | SEM 2 |     |     |     | F    | 1:00- 1:50P   | MS 5148       | GREENE, R.E.       | 10       | 30 | SU    | 4.0   |
|                |                      |         | RESTRICT: GRADUATE STUDENTS |       |     |     |     |      |               |               |                    |          |    |       |       |
|                |                      | Y       | 62-544-203L                 | SEM 3 |     |     |     | F    | 3:00- 3:50P   | MS 5137       | MANOLESCU, C.      | 10       | 30 | SU    | 4.0   |
|                |                      |         | RESTRICT: GRADUATE STUDENTS |       |     |     |     |      |               |               |                    |          |    |       |       |
| 290F           | TOPOLOGY             | Y       | 62-545-200L                 | SEM 1 |     |     |     | W    | 3:00- 4:50P   | MS 5137       | BROWN, R.F.        | 20       | 30 | SU    | 4.0   |
|                |                      |         | RESTRICT: GRADUATE STUDENTS |       |     |     |     |      |               |               |                    |          |    |       |       |
| 290G           | ANALYSIS             | Y       | 62-546-200L                 | SEM 1 |     |     |     | T    | 3:00- 5:30P   | MS 6221       | TAO, T.C.          | 20       | 30 | SU    | 4.0   |
|                |                      |         | RESTRICT: GRADUATE STUDENTS |       |     |     |     |      |               |               |                    |          |    |       |       |
|                |                      | Y       | 62-546-201L                 | SEM 2 |     |     |     | R    | 2:00- 2:50P   | MS 6118       | ESKIN, G.          | 20       | 30 | SU    | 4.0   |
|                |                      |         | RESTRICT: GRADUATE STUDENTS |       |     |     |     |      |               |               |                    |          |    |       |       |
| 290I           | FUNCTIONAL ANALYSIS  | Y       | 62-548-200L                 | SEM 1 |     |     |     | T    | 4:00- 5:30P   | MS 5148       | POPA, S.           | 10       | 30 | SU    | 4.0   |
|                |                      |         | RESTRICT: GRADUATE STUDENTS |       |     |     |     |      |               |               |                    |          |    |       |       |
|                |                      | Y       | 62-548-210L                 | SEM 2 |     |     |     | R    | 2:00- 3:30P   | MS 5148       | SHLYAKHTENKO, D.Y. | 0        | 30 | SU    | 4.0   |
|                |                      |         | RESTRICT: GRADUATE STUDENTS |       |     |     |     |      |               |               |                    |          |    |       |       |
| 290J           | APPLIED MATHEMATICS  | Y       | 62-549-200L                 | SEM 1 |     |     |     | R    | 3:00- 4:50P   | MS 5118       | CHAN, T.F.         | 20       | 30 | SU    | 4.0   |
|                |                      |         | RESTRICT: GRADUATE STUDENTS |       |     |     |     |      |               |               |                    |          |    |       |       |
|                |                      | Y       | 62-549-202L                 | SEM 2 |     |     |     | F    | 4:00- 4:50P   | MS 5138       | VESE, L.A.         | 10       | 30 | SU    | 4.0   |
|                |                      |         | RESTRICT: GRADUATE STUDENTS |       |     |     |     |      |               |               |                    |          |    |       |       |
|                |                      | Y       | 62-549-203L                 | SEM 3 |     |     |     | T    | 1:00- 1:50P   | MS 5217       | KIM, C.            | 10       | 30 | SU    | 4.0   |
|                |                      |         | RESTRICT: GRADUATE STUDENTS |       |     |     |     |      |               |               |                    |          |    |       |       |
|                |                      | Y       | 62-549-204L                 | SEM 4 |     |     |     | T    | 2:00- 3:50P   | MS 5118       | BERTOZZI, A.       | 10       | 30 | SU    | 4.0   |
|                |                      |         | RESTRICT: GRADUATE STUDENTS |       |     |     |     |      |               |               |                    |          |    |       |       |
|                |                      | Y       | 62-549-205L                 | SEM 5 |     |     |     | M    | 4:00- 5:50P   | MS 5138       | ANDERSON, C.R.     | 15       | 30 | SU    | 4.0   |
|                |                      |         | RESTRICT: GRADUATE STUDENTS |       |     |     |     |      |               |               |                    |          |    |       |       |
|                |                      | Y       | 62-549-206L                 | SEM 6 |     |     |     | M    | 4:00- 5:50P   | MS 7608       | THE STAFF          | 20       | 30 | SU    | 4.0   |
|                |                      |         | RESTRICT: GRADUATE STUDENTS |       |     |     |     |      |               |               |                    |          |    |       |       |
| 290M           | CURRENT MATH LIT     | Y       | 62-552-200L                 | SEM 1 |     |     |     | T    | 2:30- 3:50P   | MS 6118       | PAK, I.            | 10       | 30 | SU    | 4.0   |
|                |                      |         | RESTRICT: GRADUATE STUDENTS |       |     |     |     |      |               |               |                    |          |    |       |       |
| 290N           | COMBINATORICS        | Y       | 62-553-200L                 | SEM 1 |     |     |     | R    | 1:30- 3:20P   | MS 7608       | SUDAKOV, B.        | 10       | 30 | SU    | 4.0   |
|                |                      |         | RESTRICT: GRADUATE STUDENTS |       |     |     |     |      |               |               |                    |          |    |       |       |
| 290O           | CRYPTOGRAPHY         | Y       | 62-554-200L                 | SEM 1 |     |     |     | TW   | 12:00- 1:50P  | MS 6118       | BLASIUS, D.M.      | 10       | 30 | SU    | 4.0   |
|                |                      |         | RESTRICT: GRADUATE STUDENTS |       |     |     |     |      |               |               |                    |          |    |       |       |
| 495            | TEACHG COLLEGE MATHY | Y       | 62-790-200L                 | SEM 1 |     |     |     | R    | 12:00- 12:50P | BOELTER 5440  | RADKO, O.V.        | 65       | 30 | SU    | 2.0   |
|                |                      |         | RESTRICT: GRADUATE STUDENTS |       |     |     |     |      |               |               |                    |          |    |       |       |
|                |                      | Y       | 62-790-201L                 | SEM 2 |     |     |     | TBA  |               |               | RADKO, O.V.        | 10       | 30 | SU    | 2.0   |
|                |                      |         | RESTRICT: GRADUATE STUDENTS |       |     |     |     |      |               |               |                    |          |    |       |       |
|                |                      | Y       | 62-790-202L                 | SEM 3 |     |     |     | R    | 12:00- 12:50P | MS 7608       | RADKO, O.V.        | 16       | 30 | SU    | 2.0   |
|                |                      |         | RESTRICT: GRADUATE STUDENTS |       |     |     |     |      |               |               |                    |          |    |       |       |

Program in Computing

Per-unit instructional enhancement fees assessed on most undergraduate tutorial classes and miscellaneous fees charged at <http://www.registrar.ucla.edu/fees/fees/amounts>. After the first week of classes students may enroll in PIC classes only with permission to enroll obtained from the instructor.

|     |                     |   |             |        |  |  |  |     |               |         |                 |     |    |    |     |
|-----|---------------------|---|-------------|--------|--|--|--|-----|---------------|---------|-----------------|-----|----|----|-----|
| 10A | INTR TO PROGRAMMING | Y | -----       | LEC 1  |  |  |  | MWF | 10:00- 10:50A | MS 5200 | BARBARO, A.     | 60  | 03 | SO | 5.0 |
|     |                     | Y | 157-050-201 | DIS 1A |  |  |  | TR  | 9:00- 9:50A   | MS 5148 |                 | 30  |    |    | 0.0 |
|     |                     | Y | 157-050-202 | DIS 1B |  |  |  | TR  | 10:00- 10:50A | MS 5148 |                 | 30  |    |    | 0.0 |
|     |                     | Y | -----       | LEC 2  |  |  |  | MWF | 11:00- 11:50A | MS 5200 | BURHANUDDIN, I. | 120 | 04 | SO | 5.0 |
|     |                     | Y | 157-050-211 | DIS 2A |  |  |  | TR  | 1:00- 1:50P   | MS 5148 |                 | 30  |    |    | 0.0 |
|     |                     | Y | 157-050-212 | DIS 2B |  |  |  | TR  | 11:00- 11:50A | MS 5148 |                 | 30  |    |    | 0.0 |
|     |                     | Y | 157-050-213 | DIS 2C |  |  |  | TR  | 12:00- 12:50P | MS 5148 |                 | 30  |    |    | 0.0 |
|     |                     | Y | 157-050-214 | DIS 2D |  |  |  | TR  | 12:00- 12:50P | MS 5233 |                 | 30  |    |    | 0.0 |
| 40A | INTRO-INTERNET PROG | Y | -----       | LEC 1  |  |  |  | MWF | 12:00- 12:50P | MS 5118 | VIRTANEN, J.T.  | 30  | 05 | SO | 5.0 |
|     |                     | Y | 57-166-201L | DIS 1A |  |  |  | TR  | 12:00- 12:50P | MS 5118 |                 | 30  |    |    | 0.0 |

MECHANICAL AND AEROSPACE ENGINEERING

Per-unit instructional enhancement fees assessed on all HSSEA undergraduate tutorial classes and HSSEA graduate tutorial classes taught concurrently with undergraduate classes. See <http://www.registrar.ucla.edu/fees/fees/amounts>. Students who enroll in HSSEA courses without completing the requisite are subject to disenrollment after the second class meeting if necessary. Consult HSSEA's counselor in 6426 Boelter Hall.

|      |                      |   |  |        |  |  |  |    |               |                |                 |     |    |    |     |
|------|----------------------|---|--|--------|--|--|--|----|---------------|----------------|-----------------|-----|----|----|-----|
| 15   | TECHNCL COMMUNICATNY | Y | 10-045-200L                              | LEC 1  |  |  |  | T  | 12:00- 1:50P  | BOELTER 5273   | SHANE, J.I.     | 10  | 30 | LG | 2.0 |
|      |                      |   | RESTRICT: MECHANICAL&AEROSPACE UNDERGRAD |        |  |  |  |    |               |                |                 |     |    |    |     |
| 94   | CMPTR AID DSGN&DRFT  | Y | -----                                    | LEC 1  |  |  |  | M  | 12:00- 1:50P  | ENGR IV 38138A | JAIN, S.        | 45  | 13 | LG | 4.0 |
|      |                      |   | RESTRICT: MECHANICAL ENGINEERING MAJORS  |        |  |  |  |    |               |                |                 |     |    |    |     |
|      |                      | Y | 210-282-201                              | LAB 1A |  |  |  | R  | 8:00- 11:50A  | ENGR IV 38138A |                 | 22  |    |    | 0.0 |
|      |                      | Y | 210-282-202                              | LAB 1B |  |  |  | F  | 8:00- 11:50A  | ENGR IV 38138A |                 | 23  |    |    | 0.0 |
| 101  | STTCS&STRNGTH-MTRL   | Y | -----                                    | LEC 1  |  |  |  | MW | 2:00- 3:50P   | BOELTER 3400   | GUPTA, V.       | 100 | 07 | LG | 4.0 |
|      |                      |   | RESTRICT: MECHANICAL&AEROSPACE UNDERGRAD |        |  |  |  |    |               |                |                 |     |    |    |     |
|      |                      | Y | 210-306-201                              | DIS 1A |  |  |  | F  | 2:00- 3:50P   | BOELTER 5249   |                 | 50  |    |    | 0.0 |
|      |                      | Y | 210-306-202                              | DIS 1B |  |  |  | F  | 2:00- 3:50P   | WGYOUNG 2200   |                 | 50  |    |    | 0.0 |
| 102  | DYNN-PART&RIGID BOD  | Y | -----                                    | LEC 1  |  |  |  | MW | 2:00- 3:50P   | BOELTER 5249   | GIBSON, J.S.    | 65  | 07 | LG | 4.0 |
|      |                      |   | RESTRICT: MECHANICAL&AEROSPACE UNDERGRAD |        |  |  |  |    |               |                |                 |     |    |    |     |
|      |                      | Y | 210-312-201                              | DIS 1A |  |  |  | F  | 2:00- 3:50P   | BOELTER 9436   |                 | 32  |    |    | 0.0 |
|      |                      | Y | 210-312-202                              | DIS 1B |  |  |  | F  | 2:00- 3:50P   | BOELTER 5436   |                 | 33  |    |    | 0.0 |
| 103  | ELEM FLUID MECHANIC  | Y | -----                                    | LEC 1  |  |  |  | TR | 10:00- 11:50A | MS 5200        | KAVEHPOUR, H.P. | 100 | 13 | LG | 4.0 |
|      |                      |   | RESTRICT: MECHANICAL&AEROSPACE UNDERGRAD |        |  |  |  |    |               |                |                 |     |    |    |     |
|      |                      | Y | 210-318-201                              | DIS 1A |  |  |  | F  | 8:00- 9:50A   | BOELTER 2444   |                 | 50  |    |    | 0.0 |
|      |                      | Y | 210-318-202                              | DIS 1B |  |  |  | F  | 10:00- 11:50A | BOELTER 2760   |                 | 50  |    |    | 0.0 |
| 105A | INT-ENGR THERMODYNC  | Y | -----                                    | LEC 1  |  |  |  | TR | 2:00- 3:50P   | BOELTER 3400   | JU, Y.          | 100 | 15 | LG | 4.0 |
|      |                      |   | RESTRICT: MECHANICAL&AEROSPACE UNDERGRAD |        |  |  |  |    |               |                |                 |     |    |    |     |
|      |                      | Y | 210-330-201                              | DIS 1A |  |  |  | F  | 10:00- 11:50A | DODD 175       |                 | 50  |    |    | 0.0 |

| CATALOG NUMBER | COURSE TITLE         | ENF REQ                    | ID          | CLS NUMB  | TYP | SEC | FEE | DAYS | TIME          | BUILDING/ROOM | INSTRUCTOR    | ENRL CAP        | XC | GD TP | UNITS |     |
|----------------|----------------------|----------------------------|-------------|---|-----|-----|-----|------|---------------|---------------|---------------|-----------------|----|-------|-------|-----|
| 105D           | TRANSPORT PHENOMENAY | Y                          | 210-330-202 | DIS   | 1B  |     |     | F    | 12:00- 1:50P  | BOELTER 5249  |               | 50              |    |       | 0.0   |     |
|                |                      |                            | -----       | LEC   | 1   |     |     |      | TR            | 2:00- 3:50P   | BOELTER 2444  | LAVINE, A.G.    | 60 | 15    | LG    | 4.0 |
|                |                      |                            |             | RESTRIC: MECHANICAL&AEROSPACE UNDERGRAD               |     |     |     |      |               |               |               |                 |    |       |       |     |
| 107            | DYNAMIC SYSTEMS      | Y                          | 10-333-201L | DIS   | 1A  |     |     | F    | 2:00- 3:50P   | HUMANTS 135   |               | 60              |    |       | 0.0   |     |
|                |                      |                            |             | -----   | LEC | 1   |     |      | MW            | 12:00- 1:50P  | BOELTER 5249  | TSAO, T.        | 68 | 05    | LG    | 4.0 |
|                |                      |                            |             | RESTRIC: MECHANICAL&AEROSPACE UNDERGRAD               |     |     |     |      |               |               |               |                 |    |       |       |     |
| 131A           | INTRMED HEAT TRNSFR  | Y                          | 10-342-201L | DIS   | 1A  |     |     | F    | 9:00- 9:50A   | BOELTER 5249  |               | 68              |    |       | 0.0   |     |
|                |                      | Y                          | 210-342-211 | LAB   | G1  |     |     | M    | 8:00- 9:50A   | ENGR IV 43116 |               | 17              |    |       | 0.0   |     |
|                |                      | Y                          | 210-342-212 | LAB   | G2  |     |     | M    | 10:00- 11:50A | ENGR IV 43116 |               | 17              |    |       | 0.0   |     |
|                |                      | Y                          | 210-342-213 | LAB   | G3  |     |     | W    | 10:00- 11:50A | ENGR IV 43116 |               | 17              |    |       | 0.0   |     |
|                |                      | Y                          | 210-342-214 | LAB   | G4  |     |     | T    | 8:00- 10:50A  | ENGR IV 43116 |               | 17              |    |       | 0.0   |     |
|                |                      | -----                      | LEC         | 1   |     |     |     | MW   | 10:00- 11:50A | BOELTER 5440  | PILON, L.G.   | 40              | 03 | LG    | 4.0   |     |
| 133A           | ENGR THERMODYNAMICSY | Y                          | 10-486-201L | DIS   | 1A  |     |     | F    | 2:00- 3:50P   | BOELTER 5440  |               | 40              |    |       | 0.0   |     |
|                |                      |                            | -----       | LEC   | 1   |     |     |      | MW            | 12:00- 1:50P  | ROYCE 160     | THE STAFF       | 35 | 05    | LG    | 4.0 |
|                |                      |                            |             | RESTRIC: MECHANICAL&AEROSPACE UNDERGRAD               |     |     |     |      |               |               |               |                 |    |       |       |     |
| 150A           | INTRMD FLUID MCHNCS  | Y                          | 10-498-201L | DIS   | 1A  |     |     | F    | 8:00- 9:50A   | BOELTER 2760  |               | 35              |    |       | 0.0   |     |
|                |                      | Y                          | -----       | LEC   | 1   |     |     |      | TR            | 10:00- 11:50A | BOELTER 5249  | ELDREDGE, J.D.  | 60 | 13    | LG    | 4.0 |
|                |                      |                            |             | RESTRIC: MECHANICAL&AEROSPACE UNDERGRAD               |     |     |     |      |               |               |               |                 |    |       |       |     |
| 150P           | AIRCRFT PRPLSN SYST  | Y                          | 10-600-201L | DIS   | 1A  |     |     | F    | 10:00- 11:50A | FRANZ 2258A   |               | 60              |    |       | 0.0   |     |
|                |                      | Y                          | -----       | LEC   | 1   |     |     |      | TR            | 10:00- 11:50A | BOELTER 2760  | SMITH, O.I.     | 60 | 13    | LG    | 4.0 |
|                |                      |                            |             | RESTRIC: MECHANICAL&AEROSPACE UNDERGRAD               |     |     |     |      |               |               |               |                 |    |       |       |     |
| 154B           | DSGN-AEROSPCE STRUCY | Y                          | 10-604-201L | DIS   | 1A  |     |     | F    | 10:00- 11:50A | BOELTER 5249  |               | 60              |    |       | 0.0   |     |
|                |                      | Y                          | 10-625-280L | LEC   | 80  |     |     |      | UNSCHE        |               |               | BENDIKSEN, O.O. | 0  | 30    | LG    | 4.0 |
|                |                      |                            |             | RESTRIC: ON-LINE MASTERS PROGRAM                      |     |     |     |      |               |               |               |                 |    |       |       |     |
| 154S           | FLIGHT MECHANICS     | Y                          | -----       | LEC   | 1   |     |     | MW   | 10:00- 11:50A | FRANZ 2258A   | TOOHEY, D.M.  | 40              | 03 | LG    | 4.0   |     |
|                |                      |                            |             | RESTRIC: MECHANICAL&AEROSPACE UNDERGRAD               |     |     |     |      |               |               |               |                 |    |       |       |     |
|                |                      | Y                          | 210-629-201 | DIS   | 1A  |     |     | F    | 8:00- 8:50A   | BOELTER 5252  |               | 20              |    |       | 0.0   |     |
| 155            | INTERMED DYNAMICS    | Y                          | 210-629-202 | DIS   | 1B  |     |     | F    | 9:00- 9:50A   | BOELTER 5252  |               | 20              |    |       | 0.0   |     |
|                |                      | Y                          | 10-630-200L | LEC   | 1   |     |     |      | TR            | 2:00- 3:50P   | BOELTER 5264  | KINSEY, R.J.    | 25 | 15    | LG    | 4.0 |
|                |                      |                            |             | RESTRIC: MECHANICAL&AEROSPACE UNDERGRAD               |     |     |     |      |               |               |               |                 |    |       |       |     |
| 156A           | ADV STRNGTH-MATERLSY | Y                          | -----       | LEC   | 1   |     |     | TR   | 12:00- 1:50P  | BOELTER 2444  | MAL, A.K.     | 50              | 14 | LG    | 4.0   |     |
|                |                      |                            |             | RESTRIC: MECHANICAL ENGINEERING MAJORS                |     |     |     |      |               |               |               |                 |    |       |       |     |
|                |                      | Y                          | 10-638-201L | DIS   | 1A  |     |     | F    | 12:00- 1:50P  | BOELTER 2760  |               | 50              |    |       | 0.0   |     |
| 157            | BASIC MECH ENGR LAB  | Y                          | 10-638-280L | LEC   | 80  |     |     |      | UNSCHE        |               | MAL, A.K.     | 0               | 30 | LG    | 4.0   |     |
|                |                      |                            |             | RESTRIC: ON-LINE MASTERS PROGRAM                      |     |     |     |      |               |               |               |                 |    |       |       |     |
|                |                      | Y                          | 10-642-201L | LAB   | 1   |     |     | MW   | 2:00- 5:50P   | ENGR IV 43116 |               | 0               | 30 | LG    | 4.0   |     |
| 161A           | INTRO-ASTRONAUTICS   | Y                          | -----       | LEC   | 1   |     |     | TR   | 4:00- 5:50P   | BOELTER 5249  | WIRZ, R.E.    | 65              | 16 | LG    | 4.0   |     |
|                |                      |                            |             | RESTRIC: MECHANICAL&AEROSPACE UNDERGRAD               |     |     |     |      |               |               |               |                 |    |       |       |     |
|                |                      | Y                          | 10-642-202L | LAB   | 2   |     |     | TR   | 2:00- 5:50P   | ENGR IV 43116 | MILLS, A.F.   | 0               | 30 | LG    | 4.0   |     |
| 161A           | INTRO-ASTRONAUTICS   | Y                          | -----       | LEC   | 1   |     |     | TR   | 4:00- 5:50P   | BOELTER 5249  | WIRZ, R.E.    | 65              | 16 | LG    | 4.0   |     |
|                |                      |                            |             | RESTRIC: MECHANICAL&AEROSPACE UNDERGRAD               |     |     |     |      |               |               |               |                 |    |       |       |     |
|                |                      | Y                          | 10-666-201L | DIS   | 1A  |     |     | F    | 2:00- 3:50P   | ROYCE 190     |               | 65              |    |       | 0.0   |     |
| 162A           | INT-MCHNMS&MECH SYS  | Y                          | -----       | LEC   | 1   |     |     | TR   | 10:00- 11:50A | BOELTER 5440  | YANG, D.C.    | 50              | 13 | LG    | 4.0   |     |
|                |                      |                            |             | RESTRIC: MECHANICAL&AEROSPACE UNDERGRAD               |     |     |     |      |               |               |               |                 |    |       |       |     |
|                |                      | Y                          | 10-672-201L | DIS   | 1A  |     |     | F    | 10:00- 11:50A | HAINES A25    |               | 50              |    |       | 0.0   |     |
| 162B           | MECHANCL PRDCT DSGNY | Y                          | 10-673-200L | LEC   | 1   |     |     | T    | 2:00- 5:50P   | ENGR IV 38138 |               | 0               | 15 | LG    | 4.0   |     |
|                |                      |                            |             | RESTRIC: MECHANICAL&AEROSPACE UNDERGRAD, SENIORS ONLY |     |     |     |      |               |               |               |                 |    |       |       |     |
|                |                      | Y                          | -----       | LEC   | 1   |     |     | TR   | 12:00- 1:50P  | BOELTER 5264  | CARMAN, G.P.  | 40              | 14 | LG    | 4.0   |     |
| 166A           | ANLY-FLIGHT STRCTRYS | Y                          | -----       | LEC   | 1   |     |     | TR   | 12:00- 1:50P  | BOELTER 5264  | CARMAN, G.P.  | 40              | 14 | LG    | 4.0   |     |
|                |                      |                            |             | RESTRIC: AEROSPACE ENGINEERING MAJORS                 |     |     |     |      |               |               |               |                 |    |       |       |     |
|                |                      | Y                          | 10-696-201L | DIS   | 1A  |     |     | F    | 12:00- 1:50P  | FRANZ 2258A   |               | 40              |    |       | 0.0   |     |
| 166C           | DSGN-COMPOSIT STRUCY | Y                          | 10-698-280L | LEC   | 80  |     |     |      | UNSCHE        |               | CARMAN, G.P.  | 0               | 30 | LG    | 4.0   |     |
|                |                      |                            |             | RESTRIC: ON-LINE MASTERS PROGRAM                      |     |     |     |      |               |               |               |                 |    |       |       |     |
|                |                      | Y                          | -----       | LEC   | 1   |     |     | MW   | 4:00- 5:50P   | BOELTER 2444  | GUAN, P.      | 16              | 09 | LG    | 4.0   |     |
| M168           | FINITE ELEMNT MTHDS  | Y                          | -----       | LEC   | 1   |     |     | MW   | 4:00- 5:50P   | BOELTER 2444  | GUAN, P.      | 16              | 09 | LG    | 4.0   |     |
|                |                      |                            |             | SAME AS: C&EE M135C                                   |     |     |     |      |               |               |               |                 |    |       |       |     |
|                |                      |                            |             | RESTRIC: MECHANICAL&AEROSPACE UNDERGRAD               |     |     |     |      |               |               |               |                 |    |       |       |     |
| 169A           | INTRO MECH VIBRATNS  | Y                          | 210-709-201 | DIS   | 1A  |     |     | F    | 2:00- 2:50P   | BOELTER 3760  |               | 8               |    |       | 0.0   |     |
|                |                      | Y                          | 210-709-202 | DIS   | 1B  |     |     | F    | 3:00- 3:50P   | BOELTER 3760  |               | 8               |    |       | 0.0   |     |
|                |                      | Y                          | -----       | LEC   | 1   |     |     | MW   | 4:00- 5:50P   | WG YOUNG 4216 | LIH, S.M.     | 50              | 09 | LG    | 4.0   |     |
| 171A           | DYNAM SYS CNTRL I    | Y                          | -----       | LEC   | 1   |     |     | MW   | 12:00- 1:50P  | BOELTER 2760  | LIH, S.M.     | 50              |    |       | 0.0   |     |
|                |                      |                            |             | RESTRIC: MECHANICAL&AEROSPACE UNDERGRAD               |     |     |     |      |               |               |               |                 |    |       |       |     |
|                |                      | Y                          | 10-714-201L | DIS   | 1A  |     |     | F    | 2:00- 3:50P   | BOELTER 2760  | CHEN, Y.      | 50              | 05 | LG    | 4.0   |     |
| C175A          | PROB&STOCH-DNMC SYSY | Y                          | -----       | LEC   | 1   |     |     | MW   | 10:00- 11:50A | BOELTER 5420  |               | 15              | 03 | LG    | 4.0   |     |
|                |                      |                            |             | RESTRIC: MECHANICAL&AEROSPACE UNDERGRAD               |     |     |     |      |               |               |               |                 |    |       |       |     |
|                |                      | Y                          | 10-726-201L | DIS   | 1A  |     |     | F    | 8:00- 9:50A   | MS 6229       |               | 50              |    |       | 0.0   |     |
| CM180          | MICROMACHINING&MEMSY | Y                          | -----       | LEC   | 1   |     |     | TR   | 12:00- 1:50P  | ROLFE 3105    |               | 0               | 14 | LG    | 4.0   |     |
|                |                      |                            |             | SAME AS: BIOMED CM150, EL ENGR CM150                  |     |     |     |      |               |               |               |                 |    |       |       |     |
|                |                      | Y                          | -----       | LEC   | 1   |     |     | F    | 12:00- 1:50P  | ROLFE 3105    |               | 0               | 07 | LG    | 2.0   |     |
| 182A           | MATHEMATICS OF ENGR  | Y                          | -----       | LEC   | 1   |     |     | TR   | 12:00- 1:50P  | BOELTER 3400  | YOUSSEF, M.Z. | 100             | 14 | LG    | 4.0   |     |
|                |                      |                            |             | RESTRIC: MECHANICAL&AEROSPACE UNDERGRAD               |     |     |     |      |               |               |               |                 |    |       |       |     |
|                |                      | Y                          | 210-792-201 | DIS   | 1A  |     |     | F    | 12:00- 1:50P  | GEOLOGY 3656  |               | 50              |    |       | 0.0   |     |
| 182C           | NMRC MTHD-ENGR APLCY | Y                          | 210-792-202 | DIS   | 1B  |     |     | F    | 2:00- 3:50P   | ROYCE 362     |               | 50              |    |       | 0.0   |     |
|                |                      | Y                          | -----       | LEC   | 1   |     |     | TR   | 12:00- 1:50P  | BOELTER 5436  | WARRIER, G.R. | 30              | 14 | LG    | 4.0   |     |
|                |                      |                            |             | RESTRIC: MECHANICAL&AEROSPACE UNDERGRAD               |     |     |     |      |               |               |               |                 |    |       |       |     |
| 183            | MANUFACTR PROCESSESY | Y                          | 10-794-201L | DIS   | 1A  |     |     | F    | 12:00- 1:50P  | ROYCE 156     |               | 30              |    |       | 0.0   |     |
|                |                      | Y                          | -----       | LEC   | 1   |     |     | MW   | 10:00- 11:30A | BOELTER 2760  | KIM, H.S.     | 55              | 03 | LG    | 4.0   |     |
|                |                      |                            |             | RESTRIC: MECHANICAL&AEROSPACE UNDERGRAD               |     |     |     |      |               |               |               |                 |    |       |       |     |
| C187L          | NANOSCALE LAB        | Y                          | 210-800-201 | LAB   | 1A  |     |     | M    | 2:00- 5:50P   | ENGR IV 15139 |               | 27              |    |       | 0.0   |     |
|                |                      | Y                          | 210-800-202 | LAB   | 1B  |     |     | T    | 2:00- 5:50P   | ENGR IV 15139 |               | 28              |    |       | 0.0   |     |
|                |                      | Y                          | -----       | LEC   | 1   |     |     | T    | 10:00- 11:50A | ENGR IV 37124 | CHEN, Y.      | 8               | 13 | LG    | 4.0   |     |
| 231C           | PHAS CHNG HT TRNSFR  | Y                          | -----       | LEC   | 1   |     |     | TR   | 4:00- 5:50P   | BOELTER 5422  | CATTON, I.    | 20              | 30 | LG    | 4.0   |     |
|                |                      |                            |             | RESTRIC: GRADUATE STUDENTS                            |     |     |     |      |               |               |               |                 |    |       |       |     |
|                |                      | Y                          | 10-824-201  | LAB   | 1A  |     |     | R    | 9:00- 11:50A  | ENGR IV 33128 |               | 4               |    |       | 0.0   |     |
| 250C           | COMPRESSIBLE FLOWS   | Y                          | 210-824-202 | LAB   | 1B  |     |     | F    | 9:00- 11:50A  | ENGR IV 33128 |               | 4               |    |       | 0.0   |     |
|                |                      | Y                          | 10-185-200L | LEC   | 1   |     |     | TR   | 4:00- 5:50P   | BOELTER 5422  | CATTON, I.    | 20              | 30 | LG    | 4.0   |     |
|                |                      |                            |             | RESTRIC: GRADUATE STUDENTS                            |     |     |     |      |               |               |               |                 |    |       |       |     |
| 250M           | MICRO/NANO FLUIDS    | Y                          | 10-302-200L | LEC   | 1   |     |     | MW   | 12:00- 1:50P  | BOELTER 9436  | ZHONG, X.     | 25              | 05 | LG    | 4.0   |     |
|                |                      |                            |             | RESTRIC: GRADUATE STUDENTS                            |     |     |     |      |               |               |               |                 |    |       |       |     |
|                |                      | Y                          | 10-311-200L | LEC   | 1   |     |     | MW   | 2:00- 3:50P   | BOELTER 5273  |               | 25              | 07 | LG    | 4.0   |     |
|                |                      | RESTRIC: GRADUATE STUDENTS |             |   |     |     |     |      |               |               |               |                 |    |       |       |     |







| CATALOG NUMBER | COURSE TITLE         | ENF REQ  | CLS ID      | NUMB | TYP | SEC | FEE | DAYS   | TIME          | BUILDING/ROOM | INSTRUCTOR         | ENRL CAP | XC | GD TP | UNITS |  |
|----------------|----------------------|--|-------------|------|-----|-----|-----|--------|---------------|---------------|--------------------|----------|----|-------|-------|--|
|                |                      | N  | 81-159-201L | STU  | 2   |     |     | VAR    |               |               | MARGULIS, V.       | 10       | 30 | SO    | 2.0   |  |
|                |                      | RESTRIC: MUSIC MAJORS  |             |      |     |     |     |        |               |               |                    |          |    |       |       |  |
|                |                      | N  | 81-159-202L | STU  | 3   |     |     | VAR    |               |               | SNOW, J.L.         | 5        | 30 | SO    | 2.0   |  |
|                |                      | RESTRIC: MUSIC MAJORS  |             |      |     |     |     |        |               |               |                    |          |    |       |       |  |
|                |                      | N  | 81-159-203L | STU  | 4   |     |     | VAR    |               |               |                    | 12       | 30 | SO    | 2.0   |  |
|                |                      | RESTRIC: MUSIC MAJORS  |             |      |     |     |     |        |               |               |                    |          |    |       |       |  |
| 64BF           | ORGAN                | N  | 81-162-200L | STU  | 1   |     |     | VAR    |               |               | BULL, C.           | 5        | 30 | SO    | 2.0   |  |
|                |                      | RESTRIC: MUSIC MAJORS  |             |      |     |     |     |        |               |               |                    |          |    |       |       |  |
| 65F            | VOICE                | N  | 81-171-200L | STU  | 1   |     |     | VAR    |               |               | GONDEK, J.K.       | 10       | 30 | SO    | 2.0   |  |
|                |                      | RESTRIC: MUSIC MAJORS  |             |      |     |     |     |        |               |               |                    |          |    |       |       |  |
|                |                      | N  | 81-171-201L | STU  | 2   |     |     | VAR    |               |               | DEAN, M.E.         | 10       | 30 | SO    | 2.0   |  |
|                |                      | RESTRIC: MUSIC MAJORS  |             |      |     |     |     |        |               |               |                    |          |    |       |       |  |
|                |                      | N  | 81-171-202L | STU  | 3   |     |     | VAR    |               |               | CHERNOV, V.        | 5        | 30 | SO    | 2.0   |  |
|                |                      | RESTRIC: MUSIC MAJORS  |             |      |     |     |     |        |               |               |                    |          |    |       |       |  |
|                |                      | N  | 81-171-204L | STU  | 4   |     |     | VAR    |               |               | GONDEK, J.K.       | 8        | 30 | SO    | 2.0   |  |
|                |                      | RESTRIC: MUSIC MAJORS  |             |      |     |     |     |        |               |               |                    |          |    |       |       |  |
| M87            | SPECIAL COURSES      | N  | -----       | LEC  | 1   |     |     | TR     | 9:00- 10:50A  | SMB 1200      | BOURLAND, R.       | 54       | 30 | LG    | 5.0   |  |
|                |                      | SAME AS: ETHNOMU M87, MUS HST M87                                |             |      |     |     |     |        |               |               |                    |          |    |       |       |  |
|                |                      | RESTRIC: INSTRUCTOR CONSENT                                      |             |      |     |     |     |        |               |               |                    |          |    |       |       |  |
|                |                      | N  | 281-253-201 | DIS  | 1A  |     |     | MW     | 9:00- 9:50A   | SMB 1151      |                    | 9        |    |       | 0.0   |  |
|                |                      | RESTRIC: INSTRUCTOR CONSENT                                      |             |      |     |     |     |        |               |               |                    |          |    |       |       |  |
|                |                      | N  | 281-253-202 | DIS  | 1B  |     |     | MW     | 9:00- 9:50A   | SMB 1325      |                    | 9        |    |       | 0.0   |  |
|                |                      | RESTRIC: INSTRUCTOR CONSENT                                      |             |      |     |     |     |        |               |               |                    |          |    |       |       |  |
|                |                      | N  | 281-253-203 | DIS  | 1C  |     |     | MW     | 1:00- 1:50P   | SMB 1354      |                    | 9        |    |       | 0.0   |  |
|                |                      | RESTRIC: INSTRUCTOR CONSENT                                      |             |      |     |     |     |        |               |               |                    |          |    |       |       |  |
|                |                      | N  | 281-253-204 | DIS  | 1D  |     |     | MW     | 10:00- 10:50A | SMB 1151      |                    | 9        |    |       | 0.0   |  |
|                |                      | RESTRIC: INSTRUCTOR CONSENT                                      |             |      |     |     |     |        |               |               |                    |          |    |       |       |  |
|                |                      | N  | 281-253-205 | DIS  | 1E  |     |     | MW     | 10:00- 10:50A | SMB 1325      |                    | 9        |    |       | 0.0   |  |
|                |                      | RESTRIC: INSTRUCTOR CONSENT                                      |             |      |     |     |     |        |               |               |                    |          |    |       |       |  |
|                |                      | N  | 281-253-206 | DIS  | 1F  |     |     | MW     | 11:00- 11:50A | SMB 1354      |                    | 9        |    |       | 0.0   |  |
|                |                      | RESTRIC: INSTRUCTOR CONSENT                                      |             |      |     |     |     |        |               |               |                    |          |    |       |       |  |
| C90A           | UCLA CHORALE         | N  | 81-254-200L | ACT  | 1   |     |     | MW     | 3:00- 5:15P   | SMB 1325      | NEUEN, D.          | 150      | 30 | SO    | 2.0   |  |
| 90B            | UNIVERSITY CHORUS    | N  | 81-256-200L | ACT  | 1   |     |     | TR     | 3:20- 5:15P   | SMB 1325      | NEUEN, D.          | 150      | 30 | SO    | 2.0   |  |
| 90C            | CHAMBER SINGERS      | N  | 81-257-200L | ACT  | 1   |     |     | M      | 5:30- 7:30P   | SMB 1325      | NEUEN, D.          | 25       | 30 | SO    | 2.0   |  |
|                |                      | For Music 90D, PTE numbers will be given out after the audition. |             |      |     |     |     |        |               |               |                    |          |    |       |       |  |
| 90D            | OPERA WORKSHOP       | N  | 81-258-200L | ACT  | 1   |     |     | TW     | 3:00- 5:50P   | SMB 1200      | KAZARAS, P.D.      | 40       | 30 | SO    | 2.0   |  |
|                |                      | RESTRIC: INSTRUCTOR CONSENT                                      |             |      |     |     |     |        |               |               |                    |          |    |       |       |  |
| C90E           | SYMPHONY ORCHESTRA   | N  | 81-259-200L | ACT  | 1   |     |     | TR     | 3:00- 5:50P   | SMB 1343      | STULBERG, N.H.     | 100      | 30 | SO    | 2.0   |  |
|                |                      | N  | 81-259-201L | ACT  | 2   |     |     | W      | 7:00- 9:50P   | SMB 1343      | STULBERG, N.H.     | 60       | 30 | SO    | 2.0   |  |
| 90F            | SYMPHONIC BAND       | N  | 81-260-200L | ACT  | 1   |     |     | T      | 3:00- 4:50P   | SMB 1345      |                    | 90       | 30 | SO    | 2.0   |  |
| C90G           | WIND ENSEMBLE        | N  | 81-262-200L | ACT  | 1   |     |     | MW     | 3:00- 4:50P   | SMB 1345      |                    | 80       | 30 | SO    | 2.0   |  |
| 90M            | MRCHNG&VARSITY BANDN | N  | 81-268-200L | ACT  | 1   |     |     | R      | 4:00- 5:50P   | SMB 1345      | HENDERSON, G.      | 200      | 30 | SO    | 2.0   |  |
| 90P            | ALEXANDER TECHNIQUEN | N  | 81-271-200L | LEC  | 1   |     |     | TR     | 11:00- 12:50P | SMB 1345      | RODRIGUE, J.       | 20       | 30 | LG    | 2.0   |  |
|                |                      | RESTRIC: DEPARTMENT CONSENT                                      |             |      |     |     |     |        |               |               |                    |          |    |       |       |  |
| C90Q           | PIANO&KEYBRD ACCOMP  | N  | 81-276-200L | ACT  | 1   |     |     | VAR    |               |               | SNOW, J.L.         | 10       | 30 | SO    | 2.0   |  |
| 90R            | GUITAR ACCOMPANYING  | N  | 81-288-200L | ACT  | 1   |     |     | VAR    |               |               | SNOW, J.L.         | 5        | 30 | SO    | 2.0   |  |
|                |                      | RESTRIC: MUSIC MAJORS  |             |      |     |     |     |        |               |               |                    |          |    |       |       |  |
| 90S            | HARP ACCOMPANYING    | N  | 81-289-200L | ACT  | 1   |     |     | VAR    |               |               | SNOW, J.L.         | 5        | 30 | SO    | 2.0   |  |
|                |                      | RESTRIC: MUSIC MAJORS  |             |      |     |     |     |        |               |               |                    |          |    |       |       |  |
| M90T           | EARLY MUSIC ENSMBLE  | N  | 81-292-200L | ACT  | 1   |     |     | F      | 2:00- 3:50P   | SMB 1535      | LE GUIN, E.C.      | 15       | 30 | SO    | 4.0   |  |
| 100B           | CHORAL MUSIC         | N  | 81-306-200L | LEC  | 1   |     |     | M      | 6:00- 8:50P   | SMB 1440      | THE STAFF          | 15       | 30 | LG    | 4.0   |  |
| 100C           | INSTRUMENTAL MUSIC   | N  | 81-310-200L | LEC  | 1   |     |     | R      | 9:00- 10:50A  | SMB 1345      | HEUSER, F.         | 20       | 30 | LG    | 4.0   |  |
| 106A           | ORCHESTRATION I      | N  | 81-324-200L | DIS  | 1   |     |     | TR     | 1:00- 2:50P   | SMB 2646      | CARLSON, M.C.      | 20       | 30 | SO    | 4.0   |  |
|                |                      | RESTRIC: INSTRUCTOR CONSENT                                      |             |      |     |     |     |        |               |               |                    |          |    |       |       |  |
| 112            | FIELD EXPR-MUSIC ED  | N  | 81-360-200L | FLD  | 1   |     |     | UNSCHE |               |               | HEUSER, F.         | 20       | 30 | PN    | 1.0   |  |
|                |                      | RESTRIC: MUSIC OR EDUCATION MAJOR                                |             |      |     |     |     |        |               |               |                    |          |    |       |       |  |
| 114A           | HIGH STRINGS         | N  | 81-419-200L | STU  | 1   |     |     | MW     | 1:00- 1:50P   | SMB 1343      | FLANAGAN LYSY, M.M | 20       | 30 | LG    | 1.0   |  |
|                |                      | RESTRIC: MUSIC OR EDUCATION MAJOR                                |             |      |     |     |     |        |               |               |                    |          |    |       |       |  |
| 114B           | LOW STRINGS          | N  | 81-420-200L | STU  | 1   |     |     | MW     | 2:00- 2:50P   | SMB 1343      | FLANAGAN LYSY, M.M | 20       | 30 | LG    | 1.0   |  |
|                |                      | RESTRIC: MUSIC OR EDUCATION MAJOR                                |             |      |     |     |     |        |               |               |                    |          |    |       |       |  |
| 116            | INTRO TO CONDUCTING  | N  | 81-372-200L | LEC  | 1   |     |     | M      | 11:00- 12:20P | SMB 1345      | LEE, D.T.          | 30       | 30 | SO    | 2.0   |  |
|                |                      | RESTRIC: MUSIC OR EDUCATION MAJOR                                |             |      |     |     |     |        |               |               |                    |          |    |       |       |  |
| 118A           | ADV-CHORL&INSTR LIT  | N  | 81-376-200L | LEC  | 1   |     |     | MW     | 11:00- 12:20P | SMB 1325      | NEUEN, D.          | 30       | 30 | SO    | 2.0   |  |
|                |                      | RESTRIC: MUSIC MAJORS, SENIORS AND ABOVE                         |             |      |     |     |     |        |               |               |                    |          |    |       |       |  |
| 120A           | MUSIC THEORY IV      | N  | -----       | LEC  | 1   |     |     | TW     | 9:00- 10:50A  | SMB 1420      | CARLSON, M.C.      | 45       | 30 | SO    | 4.0   |  |
|                |                      | RESTRIC: DEPARTMENT CONSENT                                      |             |      |     |     |     |        |               |               |                    |          |    |       |       |  |
|                |                      | N  | 281-382-201 | DIS  | 1A  |     |     | MR     | 9:00- 10:50A  | SMB 1402      |                    | 23       |    |       | 0.0   |  |
|                |                      | N  | 281-382-202 | DIS  | 1B  |     |     | MR     | 9:00- 10:50A  | SMB 1420      |                    | 22       |    |       | 0.0   |  |
| 123A           | COMPOSITION          | N  | 81-409-200L | LEC  | 1   |     |     | MW     | 1:00- 2:50P   | SMB 2646      | LEFKOWITZ, D.S.    | 15       | 30 | SO    | 4.0   |  |
|                |                      | RESTRIC: DEPARTMENT CONSENT                                      |             |      |     |     |     |        |               |               |                    |          |    |       |       |  |
| 140A           | WSTRN MUSIC TO 1700  | N  | -----       | LEC  | 1   |     |     | MW     | 9:00- 10:50A  | SMB 1344      | MCCLARY, S.K.      | 65       | 02 | LG    | 5.0   |  |
|                |                      | N  | 281-472-201 | DIS  | 1A  |     |     | F      | 9:00- 9:50A   | SMB 1344      |                    | 33       |    |       | 0.0   |  |
|                |                      | N  | 281-472-202 | DIS  | 1B  |     |     | F      | 10:00- 10:50A | SMB 1344      |                    | 32       |    |       | 0.0   |  |
| 160AF          | ADVANCED VIOLIN      | N  | 81-541-200L | STU  | 1   |     |     | VAR    |               |               | POGOSSIAN, M.      | 8        | 30 | SO    | 2.0   |  |
|                |                      | RESTRIC: MUSIC MAJORS  |             |      |     |     |     |        |               |               |                    |          |    |       |       |  |
|                |                      | N  | 81-541-201L | STU  | 2   |     |     | VAR    |               |               | SUTRE, G.B.        | 8        | 30 | SO    | 2.0   |  |
| 160BF          | ADVANCED VIOLA       | N  | 81-545-200L | STU  | 1   |     |     | VAR    |               |               | O'NEILL, R.M.      | 8        | 30 | SO    | 2.0   |  |
|                |                      | RESTRIC: MUSIC MAJORS  |             |      |     |     |     |        |               |               |                    |          |    |       |       |  |
| 160CF          | ADVANCED CELLO       | N  | 81-549-200L | STU  | 1   |     |     | VAR    |               |               | LYSY, A.           | 7        | 30 | SO    | 2.0   |  |
|                |                      | RESTRIC: MUSIC MAJORS  |             |      |     |     |     |        |               |               |                    |          |    |       |       |  |
| 160DF          | ADV STRING BASS      | N  | 81-553-200L | STU  | 1   |     |     | VAR    |               |               | HANULIK, C.        | 5        | 30 | SO    | 2.0   |  |
|                |                      | RESTRIC: MUSIC MAJORS  |             |      |     |     |     |        |               |               |                    |          |    |       |       |  |
| 160EF          | ADVANCED HARP        | N  | 81-557-200L | STU  | 1   |     |     | VAR    |               |               | NEILL, L.A.        | 5        | 30 | SO    | 2.0   |  |
|                |                      | RESTRIC: MUSIC MAJORS  |             |      |     |     |     |        |               |               |                    |          |    |       |       |  |
| 160FF          | ADV CLASSICL GUITAR  | N  | 81-561-200L | STU  | 1   |     |     | VAR    |               |               | YATES, P.F.        | 5        | 30 | SO    | 2.0   |  |
|                |                      | RESTRIC: MUSIC MAJORS  |             |      |     |     |     |        |               |               |                    |          |    |       |       |  |
| 161AF          | ADVANCED FLUTE       | N  | 81-575-200L | STU  | 1   |     |     | VAR    |               |               | STOKES, S.         | 10       | 30 | SO    | 2.0   |  |
|                |                      | RESTRIC: MUSIC MAJORS  |             |      |     |     |     |        |               |               |                    |          |    |       |       |  |
| 161BF          | ADVANCED OBOE        | N  | 81-580-200L | STU  | 1   |     |     | T      | 7:00- 9:50P   |               | DAVIS, J.D.        | 8        | 30 | SO    | 2.0   |  |
|                |                      | RESTRIC: MUSIC MAJORS  |             |      |     |     |     |        |               |               |                    |          |    |       |       |  |
| 161CF          | ADVANCED CLARINET    | N  | 81-586-200L | STU  | 1   |     |     | VAR    |               |               | GRAY, G.G.         | 8        | 30 | SO    | 2.0   |  |
|                |                      | RESTRIC: MUSIC MAJORS  |             |      |     |     |     |        |               |               |                    |          |    |       |       |  |



| CATALOG NUMBER | COURSE TITLE             | ENF REQ                     | ID | CLS NUMB    | TYP | SEC | FEE | DAYS | TIME        | BUILDING/ROOM | INSTRUCTOR      | ENRL CAP | XC | GD TP | UNITS |
|----------------|--------------------------|-----------------------------|----|-------------|-----|-----|-----|------|-------------|---------------|-----------------|----------|----|-------|-------|
|                |                          | N                           |    | 81-586-201L | STU | 2   |     | VAR  |             |               | GRAY, G.G.      | 5        | 30 | SO    | 2.0   |
|                |                          | RESTRIC: MUSIC MAJORS       |    |             |     |     |     |      |             |               |                 |          |    |       |       |
| 161DF          | ADVANCED BASSOON         | N                           |    | 81-592-200L | STU | 1   |     | VAR  |             |               | STEINMETZ, J.A. | 8        | 30 | SO    | 2.0   |
|                |                          | RESTRIC: MUSIC MAJORS       |    |             |     |     |     |      |             |               |                 |          |    |       |       |
| 161EF          | ADVANCED SAXOPHONE       | N                           |    | 81-598-200L | STU | 1   |     | VAR  |             |               | MASEK, D.H.     | 8        | 30 | SO    | 2.0   |
|                |                          | RESTRIC: MUSIC MAJORS       |    |             |     |     |     |      |             |               |                 |          |    |       |       |
| 162AF          | ADVANCED TRUMPET         | N                           |    | 81-610-200L | STU | 1   |     | VAR  |             |               | LINDEMANN, J.H. | 5        | 30 | SO    | 2.0   |
|                |                          | RESTRIC: MUSIC MAJORS       |    |             |     |     |     |      |             |               |                 |          |    |       |       |
| 162BF          | ADV FRENCH HORN          | N                           |    | 81-615-200L | STU | 1   |     | VAR  |             |               | COOPER, C.J.    | 10       | 30 | SO    | 2.0   |
|                |                          | RESTRIC: MUSIC MAJORS       |    |             |     |     |     |      |             |               |                 |          |    |       |       |
| 162CF          | ADVANCED TROMBONE        | N                           |    | 81-618-200L | STU | 1   |     | VAR  |             |               | MILLER, J.T.    | 8        | 30 | SO    | 2.0   |
|                |                          | RESTRIC: MUSIC MAJORS       |    |             |     |     |     |      |             |               |                 |          |    |       |       |
| 162DF          | ADVANCED TUBA            | N                           |    | 81-621-200L | STU | 1   |     | VAR  |             |               | SHERIDAN, P.R.  | 5        | 30 | SO    | 2.0   |
|                |                          | RESTRIC: MUSIC MAJORS       |    |             |     |     |     |      |             |               |                 |          |    |       |       |
| 163F           | ADVANCED PERCUSSION      | N                           |    | 81-628-200L | STU | 1   |     | VAR  |             |               | PETERS, M.T.    | 8        | 30 | SO    | 2.0   |
|                |                          | RESTRIC: MUSIC MAJORS       |    |             |     |     |     |      |             |               |                 |          |    |       |       |
| 164AF          | ADVANCED PIANO           | N                           |    | 81-642-200L | STU | 1   |     | VAR  |             |               | PONCE, W.       | 10       | 30 | SO    | 2.0   |
|                |                          | RESTRIC: MUSIC MAJORS       |    |             |     |     |     |      |             |               |                 |          |    |       |       |
|                |                          | N                           |    | 81-642-201L | STU | 2   |     | VAR  |             |               | MARGULIS, V.    | 10       | 30 | SO    | 2.0   |
|                |                          | RESTRIC: MUSIC MAJORS       |    |             |     |     |     |      |             |               |                 |          |    |       |       |
|                |                          | N                           |    | 81-642-202L | STU | 3   |     | VAR  |             |               | SNOW, J.L.      | 5        | 30 | SO    | 2.0   |
|                |                          | RESTRIC: MUSIC MAJORS       |    |             |     |     |     |      |             |               |                 |          |    |       |       |
|                |                          | N                           |    | 81-642-204L | STU | 4   |     | VAR  |             |               | PONCE, W.       | 5        | 30 | SO    | 2.0   |
|                |                          | RESTRIC: MUSIC MAJORS       |    |             |     |     |     |      |             |               |                 |          |    |       |       |
| 164BF          | ADVANCED ORGAN           | N                           |    | 81-648-200L | STU | 1   |     | VAR  |             |               | BULL, C.        | 5        | 30 | SO    | 2.0   |
|                |                          | RESTRIC: MUSIC MAJORS       |    |             |     |     |     |      |             |               |                 |          |    |       |       |
| 165F           | ADVANCED VOICE           | N                           |    | 81-661-200L | STU | 1   |     | VAR  |             |               | GONDEK, J.K.    | 10       | 30 | SO    | 2.0   |
|                |                          | RESTRIC: MUSIC MAJORS       |    |             |     |     |     |      |             |               |                 |          |    |       |       |
|                |                          | N                           |    | 81-661-201L | STU | 2   |     | VAR  |             |               | DEAN, M.E.      | 10       | 30 | SO    | 2.0   |
|                |                          | RESTRIC: MUSIC MAJORS       |    |             |     |     |     |      |             |               |                 |          |    |       |       |
|                |                          | N                           |    | 81-661-203L | STU | 3   |     | VAR  |             |               | CHERNOV, V.     | 10       | 30 | SO    | 2.0   |
|                |                          | RESTRIC: MUSIC MAJORS       |    |             |     |     |     |      |             |               |                 |          |    |       |       |
| C167           | TOPICS-KEYBOARD LIT      | N                           |    | 81-675-200L | LEC | 1   |     | R    | 5:15- 8:15P | SMB           | 1200            | 30       | 30 | SO    | 2.0   |
|                |                          | N                           |    | 81-675-201L | LEC | 2   |     | VAR  |             |               | SNOW, J.L.      | 15       | 30 | SO    | 2.0   |
| C175           | CHAMBER ENSEMBLES        | N                           |    | 81-757-201L | ACT | 1   |     | VAR  |             |               | POGOSSIAN, M.   | 15       | 30 | SO    | 2.0   |
|                |                          | RESTRIC: INSTRUCTOR CONSENT |    |             |     |     |     |      |             |               |                 |          |    |       |       |
|                | Music C175, activity 1:  | N                           |    | 81-757-202L | ACT | 2   |     | VAR  |             |               | O'NEILL, R.M.   | 15       | 30 | SO    | 2.0   |
|                |                          | RESTRIC: INSTRUCTOR CONSENT |    |             |     |     |     |      |             |               |                 |          |    |       |       |
|                | Music C175, activity 2:  | N                           |    | 81-757-203L | ACT | 3   |     | VAR  |             |               | LYSY, A.        | 25       | 30 | SO    | 2.0   |
|                |                          | RESTRIC: INSTRUCTOR CONSENT |    |             |     |     |     |      |             |               |                 |          |    |       |       |
|                | Music C175, activity 3:  | N                           |    | 81-757-204L | ACT | 4   |     | VAR  |             |               | YATES, P.F.     | 15       | 30 | SO    | 2.0   |
|                |                          | RESTRIC: INSTRUCTOR CONSENT |    |             |     |     |     |      |             |               |                 |          |    |       |       |
|                | Music C175, activity 4:  | N                           |    | 81-757-205L | ACT | 5   |     | T    | 6:00- 7:50P | SMB           | 1354            | 25       | 30 | SO    | 2.0   |
|                |                          | RESTRIC: INSTRUCTOR CONSENT |    |             |     |     |     |      |             |               |                 |          |    |       |       |
|                | Music C175, activity 5:  | N                           |    | 81-757-206L | ACT | 6   |     | VAR  |             |               | GRAY, G.G.      | 15       | 30 | SO    | 2.0   |
|                |                          | RESTRIC: INSTRUCTOR CONSENT |    |             |     |     |     |      |             |               |                 |          |    |       |       |
|                | Music C175, activity 6:  | N                           |    | 81-757-207L | ACT | 7   |     | W    | 7:00- 9:50P | SMB           | 1345            | 15       | 30 | SO    | 2.0   |
|                |                          | RESTRIC: INSTRUCTOR CONSENT |    |             |     |     |     |      |             |               |                 |          |    |       |       |
|                | Music C175, activity 7:  | N                           |    | 81-757-208L | ACT | 8   |     | M    | 5:00- 6:50P | SMB           | B665A           | 15       | 30 | SO    | 2.0   |
|                |                          | RESTRIC: INSTRUCTOR CONSENT |    |             |     |     |     |      |             |               |                 |          |    |       |       |
|                | Music C175, activity 8:  | N                           |    | 81-757-209L | ACT | 9   |     | VAR  |             |               | PONCE, W.       | 15       | 30 | SO    | 2.0   |
|                |                          | RESTRIC: INSTRUCTOR CONSENT |    |             |     |     |     |      |             |               |                 |          |    |       |       |
|                | Music C175, activity 9:  | N                           |    | 81-757-210L | ACT | 10  |     | VAR  |             |               | MARGULIS, V.    | 15       | 30 | SO    | 2.0   |
|                |                          | RESTRIC: INSTRUCTOR CONSENT |    |             |     |     |     |      |             |               |                 |          |    |       |       |
|                | Music C175, activity 10: | N                           |    | 81-757-211L | ACT | 11  |     | R    | 1:00- 3:50P | SMB           | 1151            | 15       | 30 | SO    | 2.0   |
|                |                          | RESTRIC: INSTRUCTOR CONSENT |    |             |     |     |     |      |             |               |                 |          |    |       |       |
|                | Music C175, activity 11: | N                           |    | 81-757-212L | ACT | 12  |     | M    | 5:30- 6:50P | SMB           | 1325            | 10       | 30 | SO    | 2.0   |
|                |                          | RESTRIC: INSTRUCTOR CONSENT |    |             |     |     |     |      |             |               |                 |          |    |       |       |
|                |                          | N                           |    | 81-757-213L | ACT | 13  |     | VAR  |             |               | SNOW, J.L.      | 35       | 30 | SO    | 2.0   |
|                |                          | RESTRIC: INSTRUCTOR CONSENT |    |             |     |     |     |      |             |               |                 |          |    |       |       |
|                | Music C175, activity 13: | N                           |    | 81-757-214L | ACT | 14  |     | VAR  |             |               | MILLER, J.T.    | 15       | 30 | SO    | 2.0   |
|                |                          | RESTRIC: INSTRUCTOR CONSENT |    |             |     |     |     |      |             |               |                 |          |    |       |       |
|                | Music C175, activity 14: | N                           |    | 81-757-215L | ACT | 15  |     | VAR  |             |               | LINDEMANN, J.H. | 15       | 30 | SO    | 2.0   |
|                |                          | RESTRIC: INSTRUCTOR CONSENT |    |             |     |     |     |      |             |               |                 |          |    |       |       |
|                | Music C175, activity 15: | N                           |    | 81-757-216L | ACT | 16  |     | VAR  |             |               | MASEK, D.H.     | 15       | 30 | SO    | 2.0   |
|                |                          | RESTRIC: INSTRUCTOR CONSENT |    |             |     |     |     |      |             |               |                 |          |    |       |       |
|                | Music C175, activity 16: | N                           |    | 81-757-217L | ACT | 17  |     | VAR  |             |               | GONDEK, J.K.    | 15       | 30 | SO    | 2.0   |
|                |                          | RESTRIC: INSTRUCTOR CONSENT |    |             |     |     |     |      |             |               |                 |          |    |       |       |
|                | Music C175, activity 17: | N                           |    | 81-757-218L | ACT | 18  |     | VAR  |             |               | BULL, C.        | 15       | 30 | SO    | 2.0   |
|                |                          | RESTRIC: INSTRUCTOR CONSENT |    |             |     |     |     |      |             |               |                 |          |    |       |       |
|                | Music C175, activity 18: | N                           |    | 81-757-219L | ACT | 19  |     | VAR  |             |               | DEAN, M.E.      | 10       | 30 | SO    | 2.0   |
|                |                          | RESTRIC: INSTRUCTOR CONSENT |    |             |     |     |     |      |             |               |                 |          |    |       |       |
|                | Music C175, activity 19: | N                           |    | 81-757-220L | ACT | 20  |     | F    | 3:00- 5:50P | SMB           | 1343            | 20       | 30 | SO    | 2.0   |
|                |                          | RESTRIC: INSTRUCTOR CONSENT |    |             |     |     |     |      |             |               |                 |          |    |       |       |
|                | Music C175, activity 20: | N                           |    | 81-757-221L | ACT | 21  |     | VAR  |             |               | SUTRE, G.B.     | 30       | 30 | SO    | 2.0   |
|                |                          | RESTRIC: INSTRUCTOR CONSENT |    |             |     |     |     |      |             |               |                 |          |    |       |       |

| CATALOG NUMBER | COURSE TITLE          | ENF REQ | ID          | CLS NUMB | TYP | SEC | FEE | DAYS | TIME          | BUILDING/ROOM | INSTRUCTOR      | ENRL CAP | XC | GD TP | UNITS |
|----------------|-----------------------|---------|-------------|----------|-----|-----|-----|------|---------------|---------------|-----------------|----------|----|-------|-------|
|                |                       | N       | 81-757-222L | ACT      | 22  |     |     | VAR  |               |               | MIRANDA, R.     | 20       | 30 | SO    | 2.0   |
|                |                       |         |             |          |     |     |     |      |               |               |                 |          |    |       |       |
| C176           | ELECTRNC MUSIC COMP   | N       | 81-786-200L | LEC      | 1   |     |     | W    | 3:00- 5:50P   | SMB           | 2646            | 8        | 30 | SO    | 4.0   |
|                |                       |         |             |          |     |     |     |      |               |               |                 |          |    |       |       |
| 188            | SPECIAL COURSES       | N       | 81-830-200L | LEC      | 1   |     |     | F    | 3:00- 5:50P   | SMB           | 1421            | 15       | 30 | SO    | 4.0   |
|                |                       |         |             |          |     |     |     |      |               |               |                 |          |    |       |       |
|                | Music 188, seminar 1: |         |             |          |     |     |     |      |               |               |                 |          |    |       |       |
| 203            | MUSICAL TERMINOLOGY   | N       | 81-028-200L | LEC      | 1   |     |     | T    | 10:00- 12:50P | SMB           | 1151            | 15       | 30 | LG    | 4.0   |
|                |                       |         |             |          |     |     |     |      |               |               |                 |          |    |       |       |
| C226           | ELECTRNC MUSIC COMP   | N       | 81-152-200L | LEC      | 1   |     |     | W    | 3:00- 5:50P   | SMB           | 2646            | 10       | 30 | SO    | 4.0   |
|                |                       |         |             |          |     |     |     |      |               |               |                 |          |    |       |       |
| 252            | SEM-COMPOSITION       | N       | 81-317-200L | SEM      | 1   |     |     | TBA  |               |               | CARLSON, M.C.   | 15       | 30 | SO    | 4.0   |
|                |                       |         |             |          |     |     |     |      |               |               |                 |          |    |       |       |
|                |                       | N       | 81-317-201L | SEM      | 2   |     |     | TBA  |               |               | CHIHARA, P.S.   | 15       | 30 | SO    | 4.0   |
|                |                       |         |             |          |     |     |     |      |               |               |                 |          |    |       |       |
|                |                       | N       | 81-317-203L | SEM      | 3   |     |     | TBA  |               |               | KROUSE, I.      | 15       | 30 | SO    | 4.0   |
|                |                       |         |             |          |     |     |     |      |               |               |                 |          |    |       |       |
|                |                       | N       | 81-317-204L | SEM      | 4   |     |     | TBA  |               |               | LEFKOWITZ, D.S. | 15       | 30 | SO    | 4.0   |
|                |                       |         |             |          |     |     |     |      |               |               |                 |          |    |       |       |
| 255            | TONAL MUSIC           | N       | 81-336-200L | SEM      | 1   |     |     | M    | 3:00- 5:50P   | SMB           | 1354            | 20       | 30 | LG    | 4.0   |
|                |                       |         |             |          |     |     |     |      |               |               |                 |          |    |       |       |
| 261C           | PRB PERFORMNC PRACTN  | N       | 81-377-200L | SEM      | 1   |     |     | T    | 12:00- 2:50P  | SMB           | 1818            | 15       | 30 | LG    | 4.0   |
|                |                       |         |             |          |     |     |     |      |               |               |                 |          |    |       |       |
| C267           | TOPICS-KEYBOARD LIT   | N       | 81-412-200L | LEC      | 1   |     |     | R    | 5:15- 8:15P   | SMB           | 1200            | 5        | 30 | SO    | 2.0   |
|                |                       |         |             |          |     |     |     |      |               |               |                 |          |    |       |       |
|                |                       | N       | 81-412-201L | LEC      | 2   |     |     | VAR  |               |               | SNOW, J.L.      | 10       | 30 | SO    | 2.0   |
|                |                       |         |             |          |     |     |     |      |               |               |                 |          |    |       |       |
| 292            | SPECIAL TOPICS        | N       | 81-552-200L | SEM      | 1   |     |     | F    | 3:00- 5:50P   | SMB           | 1421            | 15       | 30 | SO    | 4.0   |
|                |                       |         |             |          |     |     |     |      |               |               |                 |          |    |       |       |
|                | Music 292, seminar 1: |         |             |          |     |     |     |      |               |               |                 |          |    |       |       |
| 460A           | VIOLIN                | N       | 81-644-200L | STU      | 1   |     |     | VAR  |               |               | POGOSSIAN, M.   | 10       | 30 | LG    | 6.0   |
|                |                       |         |             |          |     |     |     |      |               |               |                 |          |    |       |       |
|                |                       | N       | 81-644-201L | STU      | 2   |     |     | VAR  |               |               | SUTRE, G.B.     | 10       | 30 | LG    | 6.0   |
|                |                       |         |             |          |     |     |     |      |               |               |                 |          |    |       |       |
| 460B           | VIOLA                 | N       | 81-645-200L | STU      | 1   |     |     | VAR  |               |               | O'NEILL, R.M.   | 6        | 30 | LG    | 6.0   |
|                |                       |         |             |          |     |     |     |      |               |               |                 |          |    |       |       |
| 460C           | CELLO                 | N       | 81-646-200L | STU      | 1   |     |     | VAR  |               |               | LYSY, A.        | 5        | 30 | LG    | 6.0   |
|                |                       |         |             |          |     |     |     |      |               |               |                 |          |    |       |       |
| 460D           | STRING BASS           | N       | 81-647-200L | STU      | 1   |     |     | VAR  |               |               | HANULIK, C.     | 3        | 30 | LG    | 6.0   |
|                |                       |         |             |          |     |     |     |      |               |               |                 |          |    |       |       |
| 460E           | HARP                  | N       | 81-648-200L | STU      | 1   |     |     | VAR  |               |               | NEILL, L.A.     | 3        | 30 | LG    | 6.0   |
|                |                       |         |             |          |     |     |     |      |               |               |                 |          |    |       |       |
| 460F           | CLASSICAL GUITAR      | N       | 81-649-200L | STU      | 1   |     |     | VAR  |               |               | YATES, P.F.     | 7        | 30 | LG    | 6.0   |
|                |                       |         |             |          |     |     |     |      |               |               |                 |          |    |       |       |
| 461A           | FLUTE                 | N       | 81-664-200L | STU      | 1   |     |     | VAR  |               |               | STOKES, S.      | 5        | 30 | LG    | 6.0   |
|                |                       |         |             |          |     |     |     |      |               |               |                 |          |    |       |       |
| 461B           | OBOE                  | N       | 81-665-200L | STU      | 1   |     |     | VAR  |               |               | DAVIS, J.D.     | 5        | 30 | LG    | 6.0   |
|                |                       |         |             |          |     |     |     |      |               |               |                 |          |    |       |       |
| 461C           | CLARINET              | N       | 81-666-200L | STU      | 1   |     |     | VAR  |               |               | GRAY, G.G.      | 5        | 30 | LG    | 6.0   |
|                |                       |         |             |          |     |     |     |      |               |               |                 |          |    |       |       |
| 461D           | BASSOON               | N       | 81-667-200L | STU      | 1   |     |     | VAR  |               |               | STEINMETZ, J.A. | 5        | 30 | LG    | 6.0   |
|                |                       |         |             |          |     |     |     |      |               |               |                 |          |    |       |       |
| 461E           | SAXOPHONE             | N       | 81-668-200L | STU      | 1   |     |     | VAR  |               |               | MASEK, D.H.     | 5        | 30 | LG    | 6.0   |
|                |                       |         |             |          |     |     |     |      |               |               |                 |          |    |       |       |
| 462A           | TRUMPET               | N       | 81-684-200L | STU      | 1   |     |     | VAR  |               |               | LINDEMANN, J.H. | 10       | 30 | LG    | 6.0   |
|                |                       |         |             |          |     |     |     |      |               |               |                 |          |    |       |       |
| 462B           | FRENCH HORN           | N       | 81-685-200L | STU      | 1   |     |     | VAR  |               |               | COOPER, C.J.    | 5        | 30 | LG    | 6.0   |
|                |                       |         |             |          |     |     |     |      |               |               |                 |          |    |       |       |
| 462C           | TROMBONE              | N       | 81-687-200L | STU      | 1   |     |     | VAR  |               |               | MILLER, J.T.    | 5        | 30 | LG    | 6.0   |
|                |                       |         |             |          |     |     |     |      |               |               |                 |          |    |       |       |
| 462D           | TUBA                  | N       | 81-688-200L | STU      | 1   |     |     | VAR  |               |               | SHERIDAN, P.R.  | 3        | 30 | LG    | 6.0   |
|                |                       |         |             |          |     |     |     |      |               |               |                 |          |    |       |       |
| 463            | PERCUSSION            | N       | 81-702-200L | STU      | 1   |     |     | VAR  |               |               | PETERS, M.T.    | 5        | 30 | LG    | 6.0   |
|                |                       |         |             |          |     |     |     |      |               |               |                 |          |    |       |       |
| 464A           | PIANO                 | N       | 81-719-200L | STU      | 1   |     |     | VAR  |               |               | PONCE, W.       | 8        | 30 | LG    | 6.0   |
|                |                       |         |             |          |     |     |     |      |               |               |                 |          |    |       |       |
|                |                       | N       | 81-719-201L | STU      | 2   |     |     | VAR  |               |               | MARGULIS, V.    | 10       | 30 | LG    | 6.0   |
|                |                       |         |             |          |     |     |     |      |               |               |                 |          |    |       |       |
|                |                       | N       | 81-719-202L | STU      | 3   |     |     | VAR  |               |               | SNOW, J.L.      | 5        | 30 | LG    | 6.0   |
|                |                       |         |             |          |     |     |     |      |               |               |                 |          |    |       |       |
| 464B           | ORGAN                 | N       | 81-736-200L | STU      | 1   |     |     | VAR  |               |               | BULL, C.        | 5        | 30 | LG    | 6.0   |
|                |                       |         |             |          |     |     |     |      |               |               |                 |          |    |       |       |
| 465            | VOICE                 | N       | 81-770-200L | STU      | 1   |     |     | VAR  |               |               | GONDEK, J.K.    | 15       | 30 | LG    | 6.0   |
|                |                       |         |             |          |     |     |     |      |               |               |                 |          |    |       |       |
|                |                       | N       | 81-770-201L | STU      | 2   |     |     | VAR  |               |               | DEAN, M.E.      | 6        | 30 | LG    | 6.0   |
|                |                       |         |             |          |     |     |     |      |               |               |                 |          |    |       |       |
|                |                       | N       | 81-770-202L | STU      | 3   |     |     | VAR  |               |               | CHERNOV, V.     | 6        | 30 | LG    | 6.0   |
|                |                       |         |             |          |     |     |     |      |               |               |                 |          |    |       |       |
| 469            | INSTRMNTAL PEDAGOGYN  | N       | 81-769-200L | LEC      | 1   |     |     | R    | 10:00- 12:50P | SMB           | 1151            | 20       | 30 | LG    | 4.0   |
|                |                       |         |             |          |     |     |     |      |               |               |                 |          |    |       |       |
| 470            | OPERA STUDIO-GRADS    | N       | 81-780-200L | LAB      | 1   |     |     | TW   | 3:00- 5:50P   | SMB           | 1200            | 20       | 30 | SO    | 4.0   |
|                |                       |         |             |          |     |     |     |      |               |               |                 |          |    |       |       |
| 472            | MASTER CLASS-OPERA    | N       | 81-782-200L | STU      | 1   |     |     | T    | 1:00- 2:50P   | SMB           | 1151            | 15       | 30 | SO    | 6.0   |
|                |                       |         |             |          |     |     |     |      |               |               |                 |          |    |       |       |
| 475            | MSTR CLASS-CONDCTNGN  | N       | 81-787-200L | STU      | 1   |     |     | VAR  |               |               | LEE, D.T.       | 4        | 30 | SO    | 6.0   |
|                |                       |         |             |          |     |     |     |      |               |               |                 |          |    |       |       |
|                |                       | N       | 81-787-201L | STU      | 2   |     |     | VAR  |               |               | NEUEN, D.       | 10       | 30 | SO    | 6.0   |
|                |                       |         |             |          |     |     |     |      |               |               |                 |          |    |       |       |
|                |                       | N       | 81-787-202L | STU      | 3   |     |     | VAR  |               |               | STULBERG, N.H.  | 6        | 30 | SO    | 6.0   |
|                |                       |         |             |          |     |     |     |      |               |               |                 |          |    |       |       |
| C480           | UCLA CHORALE          | N       | 81-790-200L | ACT      | 1   |     |     | MW   | 3:00- 5:15P   | SMB           | 1325            | 30       | 30 | LG    | 2.0   |
|                |                       |         |             |          |     |     |     |      |               |               |                 |          |    |       |       |
|                |                       | N       | 81-790-201L | ACT      | 2   |     |     | TR   | 3:20- 5:15P   | SMB           | 1325            | 100      | 30 | LG    | 2.0   |
|                |                       |         |             |          |     |     |     |      |               |               |                 |          |    |       |       |
| C481           | SYMPHONY ORCHESTRA    | N       | 81-791-200L | ACT      | 1   |     |     | TR   | 3:00- 5:50P   | SMB           | 1343            | 30       | 30 | LG    | 2.0   |
|                |                       |         |             |          |     |     |     |      |               |               |                 |          |    |       |       |
|                |                       |         |             |          |     |     |     |      |               |               |                 |          |    |       |       |

| CATALOG NUMBER | COURSE TITLE             | ENF REQ                           | ID          | CLS NUMB | TYP | SEC | FEE | DAYS | TIME        | BUILDING/ROOM | INSTRUCTOR      | ENRL CAP | GD XC | TP | UNITS |
|----------------|--------------------------|-----------------------------------|-------------|----------|-----|-----|-----|------|-------------|---------------|-----------------|----------|-------|----|-------|
|                |                          | N                                 | 81-791-201L | ACT 2    |     |     |     | W    | 7:00- 9:50P | SMB 1343      | STULBERG, N.H.  | 30       | 30    | LG | 2.0   |
|                |                          | RESTRICT: MUSIC GRADUATE STUDENTS |             |          |     |     |     |      |             |               |                 |          |       |    |       |
| C482           | WIND ENSEMBLE            | N                                 | 81-792-200L | ACT 1    |     |     |     | MW   | 3:00- 4:50P | SMB 1345      | LEE, D.T.       | 20       | 30    | LG | 2.0   |
|                |                          | RESTRICT: MUSIC GRADUATE STUDENTS |             |          |     |     |     |      |             |               |                 |          |       |    |       |
| C485           | CHAMBER ENSEMBLES        | N                                 | 81-794-201L | ACT 1    |     |     |     | VAR  |             |               | POGOSSIAN, M.   | 15       | 30    | LG | 2.0   |
|                | Music C485, activity 1:  | RESTRICT: MUSIC GRADUATE STUDENTS |             |          |     |     |     |      |             |               |                 |          |       |    |       |
|                | Music C485, activity 2:  | N                                 | 81-794-202L | ACT 2    |     |     |     | VAR  |             |               | O'NEILL, R.M.   | 15       | 30    | LG | 2.0   |
|                | Music C485, activity 3:  | RESTRICT: MUSIC GRADUATE STUDENTS |             |          |     |     |     |      |             |               |                 |          |       |    |       |
|                | Music C485, activity 4:  | N                                 | 81-794-204L | ACT 4    |     |     |     | VAR  |             |               | YATES, P.F.     | 15       | 30    | LG | 2.0   |
|                | Music C485, activity 5:  | RESTRICT: MUSIC GRADUATE STUDENTS |             |          |     |     |     |      |             |               |                 |          |       |    |       |
|                | Music C485, activity 6:  | N                                 | 81-794-205L | ACT 5    |     |     |     | T    | 6:00- 7:50P | SMB 1354      | GRAY, G.G.      | 15       | 30    | LG | 2.0   |
|                | Music C485, activity 7:  | RESTRICT: MUSIC GRADUATE STUDENTS |             |          |     |     |     |      |             |               |                 |          |       |    |       |
|                | Music C485, activity 8:  | N                                 | 81-794-206L | ACT 6    |     |     |     | VAR  |             |               | GRAY, G.G.      | 15       | 30    | LG | 2.0   |
|                | Music C485, activity 9:  | RESTRICT: MUSIC GRADUATE STUDENTS |             |          |     |     |     |      |             |               |                 |          |       |    |       |
|                | Music C485, activity 10: | N                                 | 81-794-207L | ACT 7    |     |     |     | W    | 7:00- 9:50P | SMB 1345      | LINDEMANN, J.H. | 15       | 30    | LG | 2.0   |
|                | Music C485, activity 11: | RESTRICT: MUSIC GRADUATE STUDENTS |             |          |     |     |     |      |             |               |                 |          |       |    |       |
|                | Music C485, activity 12: | N                                 | 81-794-208L | ACT 8    |     |     |     | M    | 5:00- 6:50P | SMB B665A     | PETERS, M.T.    | 15       | 30    | LG | 2.0   |
|                | Music C485, activity 13: | RESTRICT: MUSIC GRADUATE STUDENTS |             |          |     |     |     |      |             |               |                 |          |       |    |       |
|                | Music C485, activity 14: | N                                 | 81-794-209L | ACT 9    |     |     |     | VAR  |             |               | PONCE, W.       | 15       | 30    | LG | 2.0   |
|                | Music C485, activity 15: | RESTRICT: MUSIC GRADUATE STUDENTS |             |          |     |     |     |      |             |               |                 |          |       |    |       |
|                | Music C485, activity 16: | N                                 | 81-794-210L | ACT 10   |     |     |     | VAR  |             |               | MARGULIS, V.    | 15       | 30    | LG | 2.0   |
|                | Music C485, activity 17: | RESTRICT: MUSIC GRADUATE STUDENTS |             |          |     |     |     |      |             |               |                 |          |       |    |       |
|                | Music C485, activity 18: | N                                 | 81-794-211L | ACT 11   |     |     |     | R    | 1:00- 2:50P | SMB 1151      | HANSEN, J.I.    | 15       | 30    | LG | 2.0   |
|                | Music C485, activity 19: | RESTRICT: MUSIC GRADUATE STUDENTS |             |          |     |     |     |      |             |               |                 |          |       |    |       |
|                | Music C485, activity 20: | N                                 | 81-794-212L | ACT 12   |     |     |     | M    | 5:30- 7:30P | SMB 1325      | NEUEN, D.       | 10       | 30    | LG | 2.0   |
|                | Music C485, activity 21: | RESTRICT: MUSIC GRADUATE STUDENTS |             |          |     |     |     |      |             |               |                 |          |       |    |       |
|                | Music C485, activity 22: | N                                 | 81-794-213L | ACT 13   |     |     |     | VAR  |             |               | SNOW, J.L.      | 15       | 30    | LG | 2.0   |
|                | Music C485, activity 23: | RESTRICT: MUSIC GRADUATE STUDENTS |             |          |     |     |     |      |             |               |                 |          |       |    |       |
|                | Music C485, activity 24: | N                                 | 81-794-214L | ACT 14   |     |     |     | VAR  |             |               | MILLER, J.T.    | 15       | 30    | LG | 2.0   |
|                | Music C485, activity 25: | RESTRICT: MUSIC GRADUATE STUDENTS |             |          |     |     |     |      |             |               |                 |          |       |    |       |
|                | Music C485, activity 26: | N                                 | 81-794-215L | ACT 15   |     |     |     | VAR  |             |               | LINDEMANN, J.H. | 5        | 30    | LG | 2.0   |
|                | Music C485, activity 27: | RESTRICT: MUSIC GRADUATE STUDENTS |             |          |     |     |     |      |             |               |                 |          |       |    |       |
|                | Music C485, activity 28: | N                                 | 81-794-216L | ACT 16   |     |     |     | VAR  |             |               | MASEK, D.H.     | 5        | 30    | LG | 2.0   |
|                | Music C485, activity 29: | RESTRICT: MUSIC GRADUATE STUDENTS |             |          |     |     |     |      |             |               |                 |          |       |    |       |
|                | Music C485, activity 30: | N                                 | 81-794-217L | ACT 17   |     |     |     | VAR  |             |               | GONDEK, J.K.    | 10       | 30    | LG | 2.0   |
|                | Music C485, activity 31: | RESTRICT: MUSIC GRADUATE STUDENTS |             |          |     |     |     |      |             |               |                 |          |       |    |       |
|                | Music C485, activity 32: | N                                 | 81-794-218L | ACT 18   |     |     |     | VAR  |             |               | BULL, C.        | 10       | 30    | LG | 2.0   |
|                | Music C485, activity 33: | RESTRICT: MUSIC GRADUATE STUDENTS |             |          |     |     |     |      |             |               |                 |          |       |    |       |
|                | Music C485, activity 34: | N                                 | 81-794-219L | ACT 19   |     |     |     | VAR  |             |               | DEAN, M.E.      | 15       | 30    | LG | 2.0   |
|                | Music C485, activity 35: | RESTRICT: MUSIC GRADUATE STUDENTS |             |          |     |     |     |      |             |               |                 |          |       |    |       |
|                | Music C485, activity 36: | N                                 | 81-794-220L | ACT 20   |     |     |     | W    | 3:00- 4:50P | SMB 1440      | MIRANDA, R.     | 15       | 30    | LG | 2.0   |
|                | Music C485, activity 37: | RESTRICT: MUSIC GRADUATE STUDENTS |             |          |     |     |     |      |             |               |                 |          |       |    |       |
|                | Music C485, activity 38: | N                                 | 81-794-221L | ACT 21   |     |     |     | TBA  |             |               | SUTRE, G.B.     | 10       | 30    | LG | 2.0   |
|                | Music C485, activity 39: | RESTRICT: MUSIC MAJORS            |             |          |     |     |     |      |             |               |                 |          |       |    |       |
|                | Music C485, activity 40: | N                                 | 81-794-222L | ACT 22   |     |     |     | TBA  |             |               | MATSUMOTO, K.   | 10       | 30    | LG | 2.0   |
|                | Music C485, activity 41: | RESTRICT: MUSIC GRADUATE STUDENTS |             |          |     |     |     |      |             |               |                 |          |       |    |       |
| 495            | INTRO PRACTICUM          | N                                 | 81-794-200L | ACT 23   |     |     |     | F    | 3:00- 5:50P | SMB 1343      | CHENG, G.C.     | 20       | 30    | LG | 2.0   |
|                |                          | N                                 | 81-800-200L | SEM 1    |     |     |     | TBA  |             |               | LEFKOWITZ, D.S. | 20       | 30    | SU | 2.0   |
|                |                          | RESTRICT: GRADUATE STUDENTS       |             |          |     |     |     |      |             |               |                 |          |       |    |       |

MUSICOLOGY

Music History

Per-unit instructional enhancement fees assessed on most undergraduate non-tutorial classes. See the Miscellaneous Fee Chart at <http://www.registrar.ucla.edu/fees/fees.htm>. All entering Music History majors must take the Music Placement Examination to be given at each UCLA Summer Freshman Orientation session and Monday, September 20, 2010, at 10 a.m. in 1344 Schoenberg Music Building.

|     |   |                                 |             |        |  |  |  |     |               |          |              |     |    |    |     |
|-----|---|---------------------------------|-------------|--------|--|--|--|-----|---------------|----------|--------------|-----|----|----|-----|
| 19  | FIAT LUX FRSHMN SEM                                       | N                               | 78-057-200L | SEM 1  |  |  |  | TBA |               |          | KNAPP, R.L.  | 20  | 30 | PN | 1.0 |
|     | Music History 19, seminar 1: Idealism in American Musical | RESTRICT: FIRST-YEAR FRESHMEN   |             |        |  |  |  |     |               |          |              |     |    |    |     |
| 65  | BLUES   | N                               | 78-195-200L | LEC 1  |  |  |  | MW  | 1:00- 2:50P   | SMB 1200 | WALD, E.     | 120 | 06 | SO | 5.0 |
| 68  | BEATLES   | N                               | -----       | LEC 1  |  |  |  | MW  | 11:00- 12:50P | SMB 1100 | LEVITZ, T.J. | 30  | 04 | SO | 5.0 |
|     |   | N                               | 78-204-201L | DIS 1A |  |  |  | F   | 11:00- 11:50A | SMB      |              | 30  |    |    | 0.0 |
| M87 | SPECIAL COURSES   | N                               | -----       | LEC 1  |  |  |  | TR  | 9:00- 10:50A  | SMB 1200 | BOURLAND, R. | 30  | 30 | LG | 5.0 |
|     |   | SAME AS: ETHNOMU M87, MUSIC M87 |             |        |  |  |  |     |               |          |              |     |    |    |     |
|     |   | RESTRICT: INSTRUCTOR CONSENT    |             |        |  |  |  |     |               |          |              |     |    |    |     |
|     |   | N                               | 278-261-201 | DIS 1A |  |  |  | MW  | 9:00- 9:50A   | SMB 1151 |              | 5   |    |    | 0.0 |
|     |   | RESTRICT: INSTRUCTOR CONSENT    |             |        |  |  |  |     |               |          |              |     |    |    |     |
|     |   | N                               | 278-261-202 | DIS 1B |  |  |  | MW  | 9:00- 9:50A   | SMB 1325 |              | 5   |    |    | 0.0 |
|     |   | RESTRICT: INSTRUCTOR CONSENT    |             |        |  |  |  |     |               |          |              |     |    |    |     |
|     |   | N                               | 278-261-203 | DIS 1C |  |  |  | MW  | 1:00- 1:50P   | SMB 1354 |              | 5   |    |    | 0.0 |
|     |   | RESTRICT: INSTRUCTOR CONSENT    |             |        |  |  |  |     |               |          |              |     |    |    |     |
|     |   | N                               | 278-261-204 | DIS 1D |  |  |  | MW  | 10:00- 10:50A | SMB 1151 |              | 5   |    |    | 0.0 |
|     |   | RESTRICT: INSTRUCTOR CONSENT    |             |        |  |  |  |     |               |          |              |     |    |    |     |

| CATALOG NUMBER | COURSE TITLE        | ENF REQ                                 | CLS ID      | NUM | TYP | SEC | FEE | DAYS | TIME          | BUILDING/ROOM | INSTRUCTOR    | ENRL CAP | XC | GD TP | UNITS |
|----------------|---------------------|---|-------------|-----|-----|-----|-----|------|---------------|---------------|---------------|----------|----|-------|-------|
|                |                     | N                                       | 278-261-205 | DIS | 1E  |     |     | MW   | 10:00- 10:50A | SMB 1325      |               | 5        |    |       | 0.0   |
|                |                     | RESTRIC: INSTRUCTOR CONSENT             |             |     |     |     |     |      |               |               |               |          |    |       |       |
|                |                     | N                                       | 278-261-206 | DIS | 1F  |     |     | MW   | 11:00- 11:50A | SMB 1354      |               | 5        |    |       | 0.0   |
|                |                     | RESTRIC: INSTRUCTOR CONSENT             |             |     |     |     |     |      |               |               |               |          |    |       |       |
| CM90T          | EARLY MUSIC ENSMBLE | N                                       | 78-270-200L | ACT | 1   |     |     | F    | 2:00- 3:50P   | SMB 1535      | LE GUIN, E.C. | 10       | 30 | SO    | 4.0   |
| 125D           | HIST&CLTR 1800-1900 | N                                       | -----       | LEC | 1   |     |     | TR   | 11:00- 12:50P | SMB 1439      | KNAPP, R.L.   | 60       | 13 | LG    | 5.0   |
|                |                     | RESTRIC: MUSIC HISTORY MAJORS           |             |     |     |     |     |      |               |               |               |          |    |       |       |
|                |                     | N                                       | 278-453-201 | DIS | 1A  |     |     | F    | 11:00- 11:50A | SMB 1402      |               | 30       |    |       | 0.0   |
|                |                     | N                                       | 278-453-202 | DIS | 1B  |     |     | F    | 12:00- 12:50P | SMB 1402      |               | 30       |    |       | 0.0   |
| 135A           | HISTORY OF OPERA    | N                                       | -----       | LEC | 1   |     |     | MW   | 11:00- 12:50P | SMB 1200      | BLOECHL, O.A. | 120      | 04 | SO    | 5.0   |
|                |                     | N                                       | 278-510-201 | DIS | 1A  |     |     | F    | 11:00- 11:50A | SMB 1344      |               | 60       |    |       | 0.0   |
|                |                     | N                                       | 278-510-202 | DIS | 1B  |     |     | F    | 12:00- 12:50P | SMB 1344      |               | 60       |    |       | 0.0   |
| 165            | BLUES&INDVDL EXPRSN | N                                       | 78-690-200L | SEM | 1   |     |     | T    | 3:00- 4:50P   | SMB 1402      | WALD, E.      | 16       | 30 | LG    | 5.0   |
|                |                     | RESTRIC: MUSIC HISTORY MAJORS OR MINORS |             |     |     |     |     |      |               |               |               |          |    |       |       |
| 191T           | CAPSTONE SEMINAR    | N                                       | 78-855-200L | SEM | 1   |     |     | W    | 3:00- 5:50P   | SMB 1402      | LE GUIN, E.C. | 20       | 30 | SO    | 4.0   |
|                |                     | RESTRIC: MUSIC HISTORY MAJORS           |             |     |     |     |     |      |               |               |               |          |    |       |       |

### Musicology

A per-unit Instructional Enhancement Fee is assessed on most L&S undergraduate nontutorial classes. See the Miscellaneous Fee Chart at <http://www.registrar.ucla.edu/fees/> for fee amounts.

|       |                     |                                       |             |     |   |  |  |   |             |          |               |    |    |    |     |
|-------|---------------------|---------------------------------------|-------------|-----|---|--|--|---|-------------|----------|---------------|----|----|----|-----|
| 200A  | INTR-MUSIC SCHLRSH  | Y                                     | 82-004-200L | SEM | 1 |  |  | W | 3:00- 5:50P | SMB 2449 | LE GUIN, E.C. | 10 | 30 | LG | 6.0 |
|       |                     | RESTRIC: MUSICOLOGY GRADUATE STUDENTS |             |     |   |  |  |   |             |          |               |    |    |    |     |
| 299   | DISRTTN RSCH COLLOQ | Y                                     | 82-596-200L | SEM | 1 |  |  | W | 4:00- 5:50P | SMB 1354 | FINK, R.W.    | 20 | 30 | SU | 2.0 |
|       |                     | RESTRIC: MUSICOLOGY GRADUATE STUDENTS |             |     |   |  |  |   |             |          |               |    |    |    |     |
| C490T | EARLY MUSIC ENSMBLE | Y                                     | 82-780-200L | ACT | 1 |  |  | F | 2:00- 3:50P | SMB 1535 | LE GUIN, E.C. | 35 | 30 | SO | 4.0 |

### NAVAL SCIENCE

A per-unit Instructional Enhancement Fee is assessed on most L&S undergraduate nontutorial classes. See the Miscellaneous Fee Chart at <http://www.registrar.ucla.edu/fees/> for fee amounts.

|      |                     |   |             |     |   |  |  |    |               |              |                 |    |    |    |     |
|------|---------------------|---|-------------|-----|---|--|--|----|---------------|--------------|-----------------|----|----|----|-----|
| Z    | LEADERSHIP LAB      | Y | 83-003-200L | LAB | 1 |  |  | T  | 6:30- 8:50A   | BOELTER 5249 | SMITH, M.A.     | 75 |    |    | 0.0 |
| 1A   | INTRO-NAVAL SCIENCE | Y | 83-007-200L | LEC | 1 |  |  | MW | 10:00- 11:50A | SAC B20B     | ELMASRY, T.S.   | 20 | 03 | LG | 3.0 |
| 1B   | NAVAL SHIP SYS I    | Y | 83-014-200L | LEC | 1 |  |  | MW | 8:00- 9:50A   | SAC B20B     | DAVENPORT, J.A. | 20 | 01 | SO | 4.0 |
| 102C | LEADERSHIP&ETHICS   | Y | 83-326-200L | LEC | 1 |  |  | M  | 5:00- 6:50P   | SAC B20B     | INGERSOLL, A.E. | 20 | 08 | LG | 2.0 |
| 104  | EXPDTNRY MILTRY OPS | Y | 83-336-200L | LEC | 1 |  |  | MW | 10:00- 11:50A | SAC 120P     | PALMER, M.C.    | 20 | 03 | SO | 4.0 |

### NEAR EASTERN LANGUAGES AND CULTURES

#### Ancient Near East

A per-unit Instructional Enhancement Fee is assessed on most L&S undergraduate nontutorial classes. See the Miscellaneous Fee Chart at <http://www.registrar.ucla.edu/fees/> for fee amounts.

|        |                      |                                   |             |     |   |  |  |        |               |             |                    |     |    |    |         |
|--------|----------------------|-----------------------------------|-------------|-----|---|--|--|--------|---------------|-------------|--------------------|-----|----|----|---------|
| CM101A | ART&ARCH-ANCT EGYPT  | Y                                 | 86-306-200L | LEC | 1 |  |  | TR     | 2:00- 3:20P   | HAINES A18  | COONEY, K.M.       | 60  | 15 | SO | 4.0     |
|        |                      | SAME AS: ART HIS M101A            |             |     |   |  |  |        |               |             |                    |     |    |    |         |
| M104   | ANCT MESOPOTM&SYRIAY | Y                                 | 86-324-200L | LEC | 1 |  |  | MW     | 9:00- 10:15A  | HUMANTS 169 | SURIANO, M.J.      | 100 | 02 | LG | 4.0     |
|        |                      | SAME AS: HIST M104                |             |     |   |  |  |        |               |             |                    |     |    |    |         |
| M110A  | IRANIAN CIVLIZATION  | Y                                 | 86-360-200L | LEC | 1 |  |  | T      | 2:00- 4:50P   | DODD 170    | SHAYEGAN, M.R.     | 9   | 15 | SO | 4.0     |
|        |                      | SAME AS: HIST M110A,IRANIAN M110A |             |     |   |  |  |        |               |             |                    |     |    |    |         |
| 120A   | ELEM ANCNT EGYPTIAN  | Y                                 | 86-338-200L | LEC | 1 |  |  | TBA    |               |             | DIELEMAN, J.       | 20  | 30 | SO | 5.0     |
| 135    | RELIGN-ANCNT ISRAEL  | Y                                 | 86-510-200L | LEC | 1 |  |  | MW     | 9:00- 10:15A  | ROYCE 164   | SCHNIEDEWIND, W.M. | 50  | 02 | SO | 4.0     |
| 140A   | ELEMENTARY SUMERIAN  | Y                                 | 86-495-200L | LEC | 1 |  |  | MW     | 1:00- 3:20P   | HUMANTS 367 | ENGLUND, R.K.      | 10  | 30 | SO | 4.0     |
| 166    | ART&DTH-ANCNT EGYPT  | Y                                 | 86-696-200L | LEC | 1 |  |  | TR     | 4:00- 5:50P   | HUMANTS 135 | COONEY, K.M.       | 100 | 30 | SO | 4.0     |
| M168   | INTRO HITTITE        | Y                                 | 86-708-200L | LEC | 1 |  |  | MWF    | 11:00- 11:50A | DODD 248    | MELCHERT, H.C.     | 10  | 30 | SO | 4.0     |
|        |                      | SAME AS: IE STD M168              |             |     |   |  |  |        |               |             |                    |     |    |    |         |
| 220    | SEM-ANCIENT EGYPT    | Y                                 | 86-101-200L | SEM | 1 |  |  | TBA    |               |             | DIELEMAN, J.       | 5   | 30 | SO | 4.0     |
|        |                      | RESTRIC: GRADUATE STUDENTS        |             |     |   |  |  |        |               |             |                    |     |    |    |         |
| 230    | ANC SYRIA/PALESTINE  | Y                                 | 86-180-200L | SEM | 1 |  |  | W      | 1:30- 4:30P   | FOWLER A222 | BURKE, A.A.        | 10  | 30 | SO | 4.0     |
| 261    | PRAC FLD ARCHAEOLOGY | Y                                 | 86-350-200L | FLD | 1 |  |  | UNSCHE |               |             | WENDRICH, W.Z.     | 10  | 30 | SO | 2.0-8.0 |
|        |                      | RESTRIC: GRADUATE STUDENTS        |             |     |   |  |  |        |               |             |                    |     |    |    |         |
| C267A  | ART&ARCH-ANCT EGYPT  | Y                                 | 86-402-200L | LEC | 1 |  |  | TR     | 2:00- 3:20P   | HAINES A18  | COONEY, K.M.       | 10  | 15 | SO | 4.0     |
|        |                      | RESTRIC: GRADUATE STUDENTS        |             |     |   |  |  |        |               |             |                    |     |    |    |         |

#### Arabic

A per-unit Instructional Enhancement Fee is assessed on most L&S undergraduate nontutorial classes. See the Miscellaneous Fee Chart at <http://www.registrar.ucla.edu/fees/> for fee amounts.

|      |                     |                             |             |     |   |  |  |     |               |              |                 |    |    |    |     |
|------|---------------------|-----------------------------|-------------|-----|---|--|--|-----|---------------|--------------|-----------------|----|----|----|-----|
| 1A   | ELEMNTY STD ARABIC  | Y                           | 87-014-201L | LEC | 1 |  |  | MWF | 8:00- 9:50A   | HAINES A20   | MOHAMED, A.     | 20 | 01 | SO | 5.0 |
|      |                     | Y                           | 87-014-202L | LEC | 2 |  |  | TBA |               |              |                 | 20 | 20 | SO | 5.0 |
|      |                     | Y                           | 87-014-203L | LEC | 3 |  |  | MWF | 2:00- 3:50P   | HAINES A82   |                 | 25 | 07 | SO | 5.0 |
| 102A | INTERMED STD ARABIC | Y                           | 87-323-200L | LEC | 1 |  |  | MWF | 11:00- 12:50P | HAINES A28   | COOPERSON, M.D. | 20 | 30 | SO | 5.0 |
|      |                     | RESTRIC: INSTRUCTOR CONSENT |             |     |   |  |  |     |               |              |                 |    |    |    |     |
| 103A | ADVANCED ARABIC     | Y                           | 87-342-200L | LEC | 1 |  |  | MWF | 11:00- 12:50P | HUMANTS A30  | MOHAMED, A.     | 15 | 30 | LG | 4.0 |
| 111A | ELEM SPK EGYPT ARAB | Y                           | 87-368-200L | LEC | 1 |  |  | MWF | 2:00- 3:50P   | PUB AFF 1284 | MOHAMED, A.     | 25 | 30 | SO | 4.0 |
| 112A | ADV SPK EGYPT ARAB  | Y                           | 87-381-200L | LEC | 1 |  |  | MF  | 2:00- 3:50P   | PUB AFF 1337 | MOHAMED, A.     | 20 | 30 | SO | 4.0 |
| 240A | ARAB HISTORIANS     | Y                           | 87-240-201L | SEM | 1 |  |  | W   | 3:00- 5:50P   | HUMANTS A30  | POONAWALA, I.K. | 20 | 30 | SO | 4.0 |
| C241 | MODERN ARABIC LIT   | Y                           | 87-246-200L | LEC | 1 |  |  | TBA |               |              | GANNA, N.       | 15 | 30 | LG | 4.0 |
| 250  | PREMOD ARABIC LIT   | Y                           | 87-300-200L | SEM | 1 |  |  | TR  | 1:00- 2:50P   | ROLFE 3112   |                 | 15 | 30 | SO | 4.0 |
| 251  | MODERN ARABIC LIT   | Y                           | 87-364-200L | SEM | 1 |  |  | M   | 2:30- 5:20P   | HUMANTS A30  | GANNA, N.       | 10 | 30 | LG | 4.0 |
|      |                     | RESTRIC: GRADUATE STUDENTS  |             |     |   |  |  |     |               |              |                 |    |    |    |     |

#### Armenian

A per-unit Instructional Enhancement Fee is assessed on most L&S undergraduate nontutorial classes. See the Miscellaneous Fee Chart at <http://www.registrar.ucla.edu/fees/> for fee amounts.

|      |                      |   |             |     |   |  |  |     |               |              |                |    |    |    |     |
|------|----------------------|---|-------------|-----|---|--|--|-----|---------------|--------------|----------------|----|----|----|-----|
| 101A | ELEM WSTRN ARMENIAN  | Y | 88-317-200L | LEC | 1 |  |  | TR  | 8:30- 10:50A  | HUMANTS A26  | KOULOUJIAN, H. | 25 | 30 | SO | 5.0 |
| 102A | INTRMD WST ARMENIAN  | Y | 88-337-200L | LEC | 1 |  |  | TR  | 11:00- 1:20P  | ROLFE 3120   | KOULOUJIAN, H. | 15 | 30 | SO | 5.0 |
| 104A | ELEM MOD EAST ARMEN  | Y | 88-368-200L | LEC | 1 |  |  | MW  | 11:00- 11:50A | HUMANTS A26  | KESHISHIAN, A. | 25 | 30 | SO | 5.0 |
| 105A | INTR MOD EAST ARMEN  | Y | 88-371-200L | LEC | 1 |  |  | MW  | 4:00- 6:20P   | ROYCE 154    | KESHISHIAN, A. | 25 | 30 | SO | 5.0 |
| 106A | ADV MOD EAST ARMEN   | Y | 88-374-200L | LEC | 1 |  |  | MW  | 12:00- 1:50P  | PUB AFF 2242 | KESHISHIAN, A. | 25 | 30 | LG | 4.0 |
| C152 | MDRN ARMENIAN DRAMAY | Y | 88-612-200L | LEC | 1 |  |  | MW  | 2:00- 3:50P   | HAINES A6    | COWE, P.S.     | 20 | 30 | LG | 4.0 |
| 170  | ARMENIAN POETRY      | Y | 88-720-200L | LEC | 1 |  |  | TBA |               |              |                | 20 | 30 | SO | 4.0 |
| 230A | ELEM CLSCL ARMENIAN  | Y | 88-180-200L | LEC | 1 |  |  | TR  | 2:00- 3:20P   | ROLFE 3120   | COWE, P.S.     | 15 | 30 | LG | 4.0 |
| 231A | INTR CLSCL ARMENIAN  | Y | 88-186-200L | LEC | 1 |  |  | TR  | 10:00- 12:20P | ROLFE 3123   |                | 15 | 30 | LG | 4.0 |
| 232A | ADV CLSCL ARMENIAN   | Y | 88-192-200L | LEC | 1 |  |  | TR  | 10:00- 12:20P | ROLFE 3114   | COWE, P.S.     | 15 | 30 | LG | 4.0 |

#### Hebrew

A per-unit Instructional Enhancement Fee is assessed on most L&S undergraduate nontutorial classes. See the Miscellaneous Fee Chart at <http://www.registrar.ucla.edu/fees/> for fee amounts.

|    |                   |   |             |     |   |  |  |      |               |             |          |    |    |    |     |
|----|-------------------|---|-------------|-----|---|--|--|------|---------------|-------------|----------|----|----|----|-----|
| 1A | ELEMENTARY HEBREW | Y | 90-005-200L | LEC | 1 |  |  | MTWR | 11:00- 11:50A | HUMANTS A48 | EZER, N. | 24 | 04 | SO | 5.0 |
|----|-------------------|---|-------------|-----|---|--|--|------|---------------|-------------|----------|----|----|----|-----|

| CATALOG NUMBER | COURSE TITLE          | ENF REQ | ID | CLS NUMBERTYP   | SEC FEE | DAYS | TIME          | BUILDING/ROOM | INSTRUCTOR  | ENRL CAP | XC | GD TP | UNITS |
|----------------|-----------------------|---------|----|-----------------|---------|------|---------------|---------------|-------------|----------|----|-------|-------|
|                |                       | Y       |    | 90-005-201L LEC | 2       | MTWR | 12:00- 12:50P | HUMANTS A48   | EZER, N.    | 24       | 05 | SO    | 5.0   |
| 102A           | INTERMEDIATE HEBREW   | Y       |    | 90-396-200L LEC | 1       | MWF  | 10:00- 10:50A | HUMANTS A30   | SABAR, Y.   | 25       | 30 | SO    | 5.0   |
| 103A           | ADVANCED HEBREW       | Y       |    | 90-446-200L LEC | 1       | TR   | 10:00- 11:15A | BUNCHE 2174   | HAKAK, L.   | 15       | 30 | SO    | 4.0   |
| 110A           | PHON&MRPH-BIBL HBRWY  | Y       |    | 90-360-200L LEC | 1       | TR   | 11:00- 12:15P | HUMANTS A32   | SMOAK, J.D. | 20       | 13 | SO    | 4.0   |
| 111A           | HEBREW SONG & VIDEO Y | Y       |    | ----- LEC       | 1       | MW   | 1:00- 1:50P   | HAINES A44    | EZER, N.    | 25       | 06 | SO    | 4.0   |
|                |                       | Y       |    | 90-369-201L LAB | 1A      | TBA  |               |               |             | 25       |    |       | 0.0   |
| C140           | MOD HEBREW POET&PROY  | Y       |    | 90-692-200L LEC | 1       | TR   | 12:00- 1:15P  | HUMANTS 372   | HAKAK, L.   | 10       | 30 | LG    | 4.0   |
| C240           | MOD HEBREW POET&PROY  | Y       |    | 90-240-200L LEC | 1       | TR   | 12:00- 1:15P  | HUMANTS 372   |             | 5        | 30 | LG    | 4.0   |

**Iranian**

A per-unit Instructional Enhancement Fee is assessed on most L&S undergraduate nontutorial classes. See the Miscellaneous Fee Chart at <http://www.registrar.ucla.edu/fees/> for fee amounts.

|       |                      |   |  |                                   |   |     |               |             |                |    |    |    |     |
|-------|----------------------|---|--|-----------------------------------|---|-----|---------------|-------------|----------------|----|----|----|-----|
| 1A    | ELEMENTARY PERSIAN   | Y |  | 91-001-200L LEC                   | 1 | MWF | 9:00- 10:50A  | HUMANTS A48 | ZIAI, H.       | 20 | 30 | SO | 5.0 |
| 20A   | ACCLRT ELEM PERSIAN  | Y |  | 91-061-200L LEC                   | 1 | MWF | 9:00- 10:50A  | HUMANTS A26 | HAGIGI, L.E.   | 25 | 30 | SO | 6.0 |
|       |                      | Y |  | 91-061-201L LEC                   | 2 | MWF | 3:00- 4:50P   | BUNCHE 3211 | HAGIGI, L.E.   | 20 | 30 | SO | 6.0 |
| 102A  | INTRMEDIATE PERSIAN  | Y |  | 91-339-200L LEC                   | 1 | MWF | 1:00- 2:50P   | HAINES A28  | HAGIGI, L.E.   | 20 | 30 | SO | 5.0 |
| 103A  | CLASSICAL POETRY     | Y |  | 91-351-200L LEC                   | 1 | TR  | 9:30- 10:50A  | HUMANTS A30 | SHAYEGAN, M.R. | 20 | 12 | SO | 4.0 |
| M110A | IRANIAN CIVILIZATION | Y |  | 91-362-200L LEC                   | 1 | T   | 2:00- 4:50P   | DODD 170    | SHAYEGAN, M.R. | 50 | 15 | SO | 4.0 |
|       |                      |   |  | SAME AS: AN N EA M110A,HIST M110A |   |     |               |             |                |    |    |    |     |
| 140   | PRSN BELLES LETTRES  | Y |  | 91-581-200L LEC                   | 1 | W   | 3:00- 5:50P   | DODD 170    | ZIAI, H.       | 50 | 09 | SO | 4.0 |
| 161A  | ELEM MID IRANIAN     | Y |  | 91-666-200L LEC                   | 1 | TR  | 10:00- 11:20A | ROLFE 3131  | SHAYEGAN, M.R. | 8  | 30 | SO | 4.0 |
| 220A  | CLASSICAL PERS TEXT  | Y |  | 91-101-200L LEC                   | 1 | R   | 12:00- 1:50P  | HAINES A6   | ZIAI, H.       | 20 | 30 | SO | 4.0 |
| M222A | VEDIC                | Y |  | 91-122-200L LEC                   | 1 | M   | 2:00- 3:15P   | DODD 248    | WATKINS, S.J.  | 5  | 30 | SO | 4.0 |
|       |                      |   |  | SAME AS: S ASIAN M222A            |   |     |               |             |                |    |    |    |     |
| M230A | OLD IRANIAN          | Y |  | 91-203-200L LEC                   | 1 | TR  | 2:00- 3:20P   | HUMANTS     | SHAYEGAN, M.R. | 5  | 30 | SO | 4.0 |
|       |                      |   |  | SAME AS: I E STD M230A            |   |     |               |             |                |    |    |    |     |

**Islamic**

A per-unit Instructional Enhancement Fee is assessed on most L&S undergraduate nontutorial classes. See the Miscellaneous Fee Chart at <http://www.registrar.ucla.edu/fees/> for fee amounts.

|     |                    |   |  |                 |   |    |             |             |                 |    |    |    |     |
|-----|--------------------|---|--|-----------------|---|----|-------------|-------------|-----------------|----|----|----|-----|
| 130 | SHI'A-ISLAMIC HIST | Y |  | 92-480-200L SEM | 1 | MW | 1:00- 2:20P | HUMANTS A30 | POONAWALA, I.K. | 25 | 30 | LG | 4.0 |
| 201 | ARABO-ISLAMIC SCI  | Y |  | 92-206-200L SEM | 1 | W  | 3:00- 5:50P | HAINES 110  | POONAWALA, I.K. | 20 | 30 | LG | 4.0 |

**Jewish Studies**

A per-unit Instructional Enhancement Fee is assessed on most L&S undergraduate nontutorial classes. See the Miscellaneous Fee Chart at <http://www.registrar.ucla.edu/fees/> for fee amounts.

|       |                     |   |  |                     |    |    |               |               |                    |     |    |    |     |
|-------|---------------------|---|--|---------------------|----|----|---------------|---------------|--------------------|-----|----|----|-----|
| 10    | SCL CULT&RELG-JUDSM | Y |  | ----- LEC           | 1  | TR | 2:00- 3:15P   | ROYCE 362     | BAKHOS, C.A.       | 120 | 15 | SO | 5.0 |
|       |                     | Y |  | 293-030-201 DIS     | 1A | R  | 4:00- 4:50P   | MS 5148       |                    | 30  |    |    | 0.0 |
|       |                     | Y |  | 293-030-202 DIS     | 1B | R  | 5:00- 5:50P   | MS 5148       |                    | 30  |    |    | 0.0 |
|       |                     | Y |  | 293-030-203 DIS     | 1C | F  | 9:00- 9:50A   | ROYCE 154     |                    | 30  |    |    | 0.0 |
|       |                     | Y |  | 293-030-204 DIS     | 1D | F  | 12:00- 12:50P | ROYCE 162     |                    | 30  |    |    | 0.0 |
| 142   | HIST&INST-ISRAEL    | Y |  | 93-577-200L LEC     | 1  | TR | 12:30- 1:45P  | HUMANTS 135   | SAPOSNIK, A.B.     | 100 | 14 | SO | 4.0 |
| 170   | DEAD SEA SCROLLS    | Y |  | 93-730-200L LEC     | 1  | MW | 9:00- 10:15A  | HAINES A44    | SCHNIEDEWIND, W.M. | 50  | 30 | SO | 4.0 |
| 177   | VARIABLE TOPICS     | Y |  | 93-772-200L LEC     | 1  | TR | 9:30- 10:45A  | HUMANTS 169   |                    | 100 | 30 | SO | 4.0 |
|       |                     | Y |  | 93-772-201L LEC     | 2  | TR | 2:00- 3:15P   | HAINES 220    | SAPOSNIK, A.B.     | 125 | 30 | SO | 4.0 |
| M181  | TOPICS-JEWISH HIST  | Y |  | 93-786-200L LEC     | 1  | TR | 9:30- 10:45A  | KNSY PV 1200B | STEIN, S.A.        | 0   | 12 | SO | 4.0 |
|       |                     |   |  | SAME AS: HIST M181  |    |    |               |               |                    |     |    |    |     |
| M182A | ANCIENT JEWISH HIST | Y |  | 93-792-200L LEC     | 1  | TR | 12:30- 1:45P  | HAINES 118    | BURKE, A.A.        | 50  | 14 | SO | 4.0 |
|       |                     |   |  | SAME AS: HIST M182A |    |    |               |               |                    |     |    |    |     |

**Near Eastern Languages**

A per-unit Instructional Enhancement Fee is assessed on most L&S undergraduate nontutorial classes. See the Miscellaneous Fee Chart at <http://www.registrar.ucla.edu/fees/> for fee amounts.

|     |                     |   |  |                 |    |     |              |             |             |     |    |    |     |
|-----|---------------------|---|--|-----------------|----|-----|--------------|-------------|-------------|-----|----|----|-----|
| 50A | FIRST CIVILIZATIONS | Y |  | ----- LEC       | 1  | TR  | 12:30- 1:45P | HAINES 220  | SMOAK, J.D. | 132 | 14 | LG | 5.0 |
|     |                     | Y |  | 285-153-201 DIS | 1A | W   | 9:00- 9:50A  | HUMANTS A30 |             | 22  |    |    | 0.0 |
|     |                     | Y |  | 285-153-202 DIS | 1B | W   | 1:00- 1:50P  | BUNCHE 3123 |             | 22  |    |    | 0.0 |
|     |                     | Y |  | 285-153-203 DIS | 1C | TBA |              |             |             | 22  |    |    | 0.0 |
|     |                     | Y |  | 285-153-204 DIS | 1D | TBA |              |             |             | 22  |    |    | 0.0 |
|     |                     | Y |  | 285-153-205 DIS | 1E | TBA |              |             |             | 22  |    |    | 0.0 |
|     |                     | Y |  | 285-153-206 DIS | 1F | W   | 2:00- 2:50P  | LAKRETZ 101 |             | 22  |    |    | 0.0 |

**Semitic**

A per-unit Instructional Enhancement Fee is assessed on most L&S undergraduate nontutorial classes. See the Miscellaneous Fee Chart at <http://www.registrar.ucla.edu/fees/> for fee amounts.

|      |                     |   |  |                 |   |     |             |              |                    |    |    |    |     |
|------|---------------------|---|--|-----------------|---|-----|-------------|--------------|--------------------|----|----|----|-----|
| 130  | BIBLICAL ARAMAIC    | Y |  | 95-480-200L LEC | 1 | MW  | 2:00- 3:15P | HUMANTS A26  | SABAR, Y.          | 10 | 07 | SO | 4.0 |
| 140A | ELEMENTARY AKKADIAN | Y |  | 95-540-200L LEC | 1 | TBA |             |              |                    | 12 | 30 | SO | 4.0 |
| 230  | NW SEMITIC LANG&LIT | Y |  | 95-180-200L SEM | 1 | T   | 2:00- 4:50P | BOELTER 5514 | SCHNIEDEWIND, W.M. | 12 | 30 | SO | 4.0 |

**Turkic Languages**

A per-unit Instructional Enhancement Fee is assessed on most L&S undergraduate nontutorial classes. See the Miscellaneous Fee Chart at <http://www.registrar.ucla.edu/fees/> for fee amounts.

|      |                    |   |  |                 |   |     |              |              |              |    |    |    |     |
|------|--------------------|---|--|-----------------|---|-----|--------------|--------------|--------------|----|----|----|-----|
| 101A | ELEMENTARY TURKISH | Y |  | 96-307-200L LEC | 1 | TWR | 12:00- 1:50P | HUMANTS A26  | KURUOGLU, G. | 25 | 14 | SO | 5.0 |
| 102A | ADVANCED TURKISH   | Y |  | 96-318-200L LEC | 1 | TBA |              |              | KURUOGLU, G. | 25 | 20 | SO | 4.0 |
| 115A | ELEMENTARY AZERI   | Y |  | 96-390-200L LEC | 1 | TWR | 4:00- 5:50P  | HUMANTS A26  | GOYUSHOV, A. | 25 | 30 | SO | 4.0 |
| 116A | ADVANCED AZERI     | Y |  | 96-400-200L LEC | 1 | TWR | 2:00- 3:50P  | PUB AFF 1323 | GOYUSHOV, A. | 25 | 30 | LG | 4.0 |

**NEUROBIOLOGY**

|       |                      |   |  |                                  |    |     |             |               |              |    |    |    |     |
|-------|----------------------|---|--|----------------------------------|----|-----|-------------|---------------|--------------|----|----|----|-----|
| M200B | CELL&DEV&MOL NROBION |   |  | 07-002-200L LEC                  | 1  | MWF | 1:00- 2:50P | WG YOUNG 4216 |              | 5  | 30 | LG | 6.0 |
|       |                      |   |  | SAME AS: NEURO M201              |    |     |             |               |              |    |    |    |     |
| M200F | CELLULAR NROPHYSLGYN |   |  | ----- LEC                        | 1  | MWF | 9:00- 9:50A | BOTANY 325    | FAIN, G.L.   | 10 | 30 | LG | 4.0 |
|       |                      |   |  | SAME AS: NEURO M202,PHYSICI M202 |    |     |             |               |              |    |    |    |     |
|       |                      |   |  | RESTRICT: GRADUATE STUDENTS      |    |     |             |               |              |    |    |    |     |
|       |                      | N |  | 07-007-201L DIS                  | 1A | M   | 4:00- 5:50P | BOTANY 325    |              | 10 |    |    | 0.0 |
| 270   | SEM IN NEUROSCIENCE  | N |  | 07-419-200L SEM                  | 1  | T   | 4:00- 4:50P | NEUROSC 132   | STERNINI, C. | 20 | 30 | SU | 1.0 |
|       |                      |   |  | RESTRICT: GRADUATE STUDENTS      |    |     |             |               |              |    |    |    |     |

**NEUROSCIENCE**

A per-unit Instructional Enhancement Fee is assessed on most L&S undergraduate nontutorial classes. See the Miscellaneous Fee Chart at <http://www.registrar.ucla.edu/fees/> for fee amounts.

For Neuroscience M101A, there will be two evening midterm examinations from 7 to 9 p.m. on the following Mondays: October 18 and November 8, 2010.

|       |                     |   |  |  |    |    |               |               |          |     |    |    |     |
|-------|---------------------|---|--|--|----|----|---------------|---------------|----------|-----|----|----|-----|
| M101A | CELL&SSTMS NEUROSCI | Y |  | ----- LEC  | 1  | TR | 2:00- 3:50P   | WG YOUNG CS24 | PIRI, N. | 160 | 15 | SO | 5.0 |
|       |                     |   |  | SAME AS: MCD BIO M175A,PHYSICI M180A,PSYCH M117A |    |    |               |               |          |     |    |    |     |
|       |                     | Y |  | 298-309-201 DIS                                  | 1A | F  | 8:00- 9:20A   | GEOLOGY 6704  |          | 20  |    |    | 0.0 |
|       |                     | Y |  | 298-309-202 DIS                                  | 1B | F  | 9:30- 10:50A  | GEOLOGY 6704  |          | 20  |    |    | 0.0 |
|       |                     | Y |  | 298-309-203 DIS                                  | 1C | F  | 11:00- 12:20P | GEOLOGY 6704  |          | 20  |    |    | 0.0 |
|       |                     | Y |  | 298-309-204 DIS                                  | 1D | F  | 12:30- 1:50P  | GEOLOGY 6704  |          | 20  |    |    | 0.0 |



| CATALOG NUMBER | COURSE TITLE           | ENF REQ     | CLS ID | NUM | TYP | SEC | FEE | DAYS | TIME          | BUILDING/ROOM | INSTRUCTOR         | ENRL CAP | GD XC | TP | UNITS   |
|----------------|------------------------|-------------|--------|-----|-----|-----|-----|------|---------------|---------------|--------------------|----------|-------|----|---------|
| 218A           | NURSNG ADMIN THEORY N  | 02-140-200L | LEC    | 1   |     |     |     | W    | 4:00- 7:50P   | FACTOR 4147A  | LEACH, L.S.        | 28       | 30    | LG | 4.0     |
|                |                        |             |        |     |     |     |     |      |               |               |                    |          |       |    |         |
| 218B           | NURSNG ADMIN THEORY N  | 02-141-200L | LEC    | 1   |     |     |     | R    | 10:00- 1:50P  | FACTOR 4147A  | BESWICK, M.D.      | 16       | 30    | LG | 4.0     |
| 220            | INSTRCT&LEARN-NRSNGN   | 02-149-200L | LEC    | 1   |     |     |     | W    | 1:00- 3:50P   | FACTOR A660A  | VERZEMNIEKS, I.L.  | 120      | 30    | LG | 3.0     |
| 230A           | ADV PATHOPHYSIOL I N   | 02-183-200L | LEC    | 1   |     |     |     | T    | 12:00- 1:50P  | FACTOR 3648   | BATES-JENSEN, B.M. | 59       | 30    | LG | 2.0     |
| 232            | HUMN RSPNS-AGE&ILNS N  | 02-213-200L | LEC    | 1   |     |     |     | W    | 9:00- 11:50A  | FACTOR 3648   | MENTES, J.C.       | 6        | 30    | LG | 2.0     |
| 232F           | HUMN RSPNS-AGE&ILNS N  | 02-214-201L | DIS    | 1A  |     |     |     | W    | 11:00- 11:50A | FACTOR 3648   | MENTES, J.C.       | 14       | 30    | LG | 4.0     |
|                |                        |             |        |     |     |     |     |      |               |               |                    | 14       |       |    | 0.0     |
| 238B           | NURSING OF CHILDREN N  | 02-257-200L | LEC    | 1   |     |     |     | W    | 8:00- 9:50P   | FACTOR 4145   | MCGRATH, N.E.      | 18       | 30    | LG | 2.0/4.0 |
| 239B           | MGMT-ADULT CARE 2 N    | 02-235-200L | LEC    | 1   |     |     |     | W    | 8:00- 11:50A  | FACTOR        | TRAN, K.           | 100      | 30    | LG | 4.0     |
| 250            | ETHCS&SCL JSTC&NRSNGN  | 02-302-200L | LEC    | 1   |     |     |     | R    | 1:00- 5:50P   | FACTOR 3648   |                    | 60       | 30    | LG | 5.0     |
| 252            | HLTH PROMO&RSK RDCTN   | 02-312-201  | FLD    | 1A  |     |     |     | M    | 9:00- 10:50A  | FACTOR 4147A  | WILEY, D.J.        | 50       | 30    | LG | 5.0     |
|                |                        |             |        |     |     |     |     |      |               |               |                    | 17       |       |    | 0.0     |
|                |                        |             |        |     |     |     |     |      |               |               |                    | 17       |       |    | 0.0     |
|                |                        |             |        |     |     |     |     |      |               |               |                    | 16       |       |    | 0.0     |
|                |                        |             |        |     |     |     |     |      |               |               |                    | 0        |       |    | 0.0     |
| 254A           | THR FNDTN-MECN ROLE N  | 02-325-200L | LEC    | 1   |     |     |     | R    | 8:00- 11:50A  | FACTOR 3648   | ESCOTO-LLOYD, C.S. | 57       | 30    | LG | 4.0     |
| 254B           | THR FNDTN-MECN LAB N   | 02-326-201L | LAB    | 1   |     |     |     | M    | 9:00- 11:50A  | FACTOR 4650   | GABSTER, C.M.      | 14       | 30    | LG | 1.0     |
|                |                        |             |        |     |     |     |     |      |               |               |                    | 8        |       |    | 3.0     |
|                |                        |             |        |     |     |     |     |      |               |               |                    | 14       |       |    | 3.0     |
|                |                        |             |        |     |     |     |     |      |               |               |                    | 14       |       |    | 3.0     |
| 265A           | TERTRY MED-SURG/G2 N   | 02-397-201L | LEC    | 1   |     |     |     | R    | 8:00- 12:50P  | FACTOR A660A  | ARTINIAN, L.       | 60       | 30    | LG | 5.0     |
|                |                        |             |        |     |     |     |     |      |               |               |                    | 0        | 30    | LG | 5.0     |
|                |                        |             |        |     |     |     |     |      |               |               |                    | 0        | 30    | LG | 5.0     |
|                |                        |             |        |     |     |     |     |      |               |               |                    | 0        | 30    | LG | 5.0     |
| 265B           | TERTRY PEDIATRICS N    | 02-398-200L | LEC    | 1   |     |     |     | R    | 2:00- 4:50P   | FACTOR A660A  |                    | 58       | 30    | LG | 3.0     |
| 268            | SYSTEMS-HOSPRTL UNIT N | 02-408-200L | LEC    | 1   |     |     |     | F    | 9:00- 11:50A  | FACTOR 3648   | LEACH, L.S.        | 57       | 30    | LG | 4.0     |
| 295A           | NURSING SCIENCE N      | 02-556-200L | SEM    | 1   |     |     |     | R    | 1:00- 1:50P   | FACTOR 5242   | SOKOLOW, S.        | 15       | 30    | SU | 1.0     |
| 299D           | NURSING EDUC SEM N     | 02-597-200L | SEM    | 1   |     |     |     | F    | 8:00- 4:50P   | FACTOR 4145   | KONIAK-GRIFFIN, D. | 20       | 30    | SU | 2.0     |
| 418B           | NURSNG ADMIN PRCTCMN   | 02-654-200L | CLI    | 1   |     |     |     | R    | 9:00- 9:50A   | FACTOR 4147A  | BESWICK, M.D.      | 16       | 30    | LG | 3.0-4.0 |
| 438B           | CHLDRN-COMMN ILLNSS N  | 02-754-200L | CLI    | 1   |     |     |     | W    | 10:00- 11:50A | FACTOR 4145   | FREDRICKSON, J.M.  | 9        | 30    | LG | 6.0     |
|                |                        |             |        |     |     |     |     |      |               |               |                    | 9        |       |    | 3.0     |
| 450            | ADV PRACTICE NURSNG N  | 02-691-201L | CLI    | 1   |     |     |     | VAR  |               |               | CADOGAN, M.        | 1        | 30    | SU | 2.0-8.0 |
|                |                        |             |        |     |     |     |     |      |               |               |                    | 0        |       |    | 3.0     |
| 464            | CLNC: PEDIATRICS N     | 02-769-200L | CLI    | 1   |     |     |     | TBA  |               |               | JACOB, E.          | 60       | 30    | SU | 2.0     |
| 465            | MED-SURG/GERO 2 N      | 02-763-201L | CLI    | 1   |     |     |     | TBA  |               |               | ARTINIAN, L.       | 30       | 30    | SU | 4.0     |
|                |                        |             |        |     |     |     |     |      |               |               |                    | 30       |       |    | 4.0     |
| 495            | NURSING ED PRACTICM N  | 02-798-200L | SEM    | 1   |     |     |     | TBA  |               |               | KONIAK-GRIFFIN, D. | 11       | 30    | SU | 2.0     |

PHILOSOPHY

A per-unit Instructional Enhancement Fee is assessed on most L&S undergraduate nontutorial classes. See the Miscellaneous Fee Chart at <http://www.registrar.ucla.edu/fees/> for fee amounts.

|    |                     |   |             |     |    |  |  |     |               |             |           |     |    |    |     |
|----|---------------------|---|-------------|-----|----|--|--|-----|---------------|-------------|-----------|-----|----|----|-----|
| 7  | INT PHILOSOPHY-MIND | Y | -----       | LEC | 1  |  |  | WF  | 9:00- 10:50A  | BROAD 2160E | ALMOG, J. | 320 | 02 | SO | 5.0 |
|    |                     | Y | 312-040-201 | DIS | 1A |  |  | M   | 9:00- 9:50A   | DODD 178    |           | 20  |    |    | 0.0 |
|    |                     | Y | 312-040-202 | DIS | 1B |  |  | M   | 10:00- 10:50A | DODD 178    |           | 20  |    |    | 0.0 |
|    |                     | Y | 312-040-203 | DIS | 1C |  |  | M   | 11:00- 11:50A | DODD 178    |           | 20  |    |    | 0.0 |
|    |                     | Y | 312-040-204 | DIS | 1D |  |  | M   | 12:00- 12:50P | DODD 178    |           | 20  |    |    | 0.0 |
|    |                     | Y | 312-040-205 | DIS | 1E |  |  | M   | 1:00- 1:50P   | DODD 178    |           | 20  |    |    | 0.0 |
|    |                     | Y | 312-040-206 | DIS | 1F |  |  | M   | 2:00- 2:50P   | DODD 178    |           | 20  |    |    | 0.0 |
|    |                     | Y | 312-040-207 | DIS | 1G |  |  | W   | 9:00- 9:50A   | DODD 178    |           | 20  |    |    | 0.0 |
|    |                     | Y | 312-040-208 | DIS | 1H |  |  | W   | 10:00- 10:50A | DODD 178    |           | 20  |    |    | 0.0 |
|    |                     | Y | 312-040-209 | DIS | 1I |  |  | W   | 11:00- 11:50A | DODD 178    |           | 20  |    |    | 0.0 |
|    |                     | Y | 312-040-210 | DIS | 1J |  |  | W   | 12:00- 12:50P | DODD 178    |           | 20  |    |    | 0.0 |
|    |                     | Y | 312-040-211 | DIS | 1K |  |  | W   | 1:00- 1:50P   | DODD 178    |           | 20  |    |    | 0.0 |
|    |                     | Y | 312-040-212 | DIS | 1L |  |  | W   | 2:00- 2:50P   | DODD 178    |           | 20  |    |    | 0.0 |
|    |                     | Y | 312-040-213 | DIS | 1M |  |  | F   | 1:00- 1:50P   | DODD 178    |           | 20  |    |    | 0.0 |
|    |                     | Y | 312-040-214 | DIS | 1N |  |  | F   | 2:00- 2:50P   | DODD 178    |           | 20  |    |    | 0.0 |
| 22 | INTRO-ETHICAL THRY  | Y | -----       | LEC | 1  |  |  | MW  | 1:00- 2:50P   | ROLFE 1200  |           | 280 | 06 | SO | 5.0 |
|    |                     | Y | 312-079-201 | DIS | 1A |  |  | TBA |               |             |           | 20  |    |    | 0.0 |
|    |                     | Y | 312-079-202 | DIS | 1B |  |  | TBA |               |             |           | 20  |    |    | 0.0 |

| CATALOG NUMBER | COURSE TITLE         | ENF REQ | ID | CLS NUMB    | TYP | SEC | FEE | DAYS | TIME          | BUILDING/ROOM | INSTRUCTOR     | ENRL CAP | XC | GD TP | UNITS   |
|----------------|----------------------|---------|----|-------------|-----|-----|-----|------|---------------|---------------|----------------|----------|----|-------|---------|
|                |                      | Y       |    | 312-079-203 | DIS | 1C  |     | TBA  |               |               |                | 20       |    |       | 0.0     |
|                |                      | Y       |    | 312-079-204 | DIS | 1D  |     | T    | 12:00- 12:50P | HAINES A6     |                | 20       |    |       | 0.0     |
|                |                      | Y       |    | 312-079-205 | DIS | 1E  |     | T    | 1:00- 1:50P   | HAINES A6     |                | 20       |    |       | 0.0     |
|                |                      | Y       |    | 312-079-206 | DIS | 1F  |     | T    | 2:00- 2:50P   | DODD 154      |                | 20       |    |       | 0.0     |
|                |                      | Y       |    | 312-079-207 | DIS | 1G  |     | R    | 9:00- 9:50A   | BUNCHE 3156   |                | 20       |    |       | 0.0     |
|                |                      | Y       |    | 312-079-208 | DIS | 1H  |     | R    | 10:00- 10:50A | FRANZ 2288    |                | 20       |    |       | 0.0     |
|                |                      | Y       |    | 312-079-209 | DIS | 1I  |     | TBA  |               |               |                | 20       |    |       | 0.0     |
|                |                      | Y       |    | 312-079-210 | DIS | 1J  |     | R    | 12:00- 12:50P | FRANZ 2288    |                | 20       |    |       | 0.0     |
|                |                      | Y       |    | 312-079-211 | DIS | 1K  |     | TBA  |               |               |                | 20       |    |       | 0.0     |
|                |                      | Y       |    | 312-079-212 | DIS | 1L  |     | TBA  |               |               |                | 20       |    |       | 0.0     |
|                |                      | Y       |    | 312-079-213 | DIS | 1M  |     | F    | 9:00- 9:50A   | DODD 178      |                | 20       |    |       | 0.0     |
|                |                      | Y       |    | 312-079-214 | DIS | 1N  |     | F    | 10:00- 10:50A | DODD 178      |                | 20       |    |       | 0.0     |
| 31             | LOGIC-1ST CRSE       | Y       |    | -----       | LEC | 1   |     | MW   | 8:00- 9:50A   | DODD 147      | KAPLAN, D.B.   | 200      | 01 | SO    | 4.0     |
|                |                      | Y       |    | 312-082-201 | DIS | 1A  |     | M    | 9:00- 9:50A   | DODD 170      |                | 50       |    |       | 0.0     |
|                |                      | Y       |    | 312-082-202 | DIS | 1B  |     | TBA  |               |               |                | 50       |    |       | 0.0     |
|                |                      | Y       |    | 312-082-203 | DIS | 1C  |     | W    | 9:00- 9:50A   | DODD 78       |                | 50       |    |       | 0.0     |
|                |                      | Y       |    | 312-082-204 | DIS | 1D  |     | TBA  |               |               |                | 20       |    |       | 0.0     |
| 100A           | HIST-GREEK PHILOS    | Y       |    | -----       | LEC | 1   |     | MW   | 9:00- 10:50A  | HUMANTS A51   | LAWRENCE, G.   | 200      | 02 | SO    | 4.0     |
|                |                      | Y       |    | 312-305-201 | DIS | 1A  |     | T    | 9:00- 9:50A   | DODD 178      |                | 18       |    |       | 0.0     |
|                |                      | Y       |    | 312-305-202 | DIS | 1B  |     | T    | 10:00- 10:50A | DODD 178      |                | 18       |    |       | 0.0     |
|                |                      | Y       |    | 312-305-203 | DIS | 1C  |     | T    | 11:00- 11:50A | DODD 178      |                | 18       |    |       | 0.0     |
|                |                      | Y       |    | 312-305-204 | DIS | 1D  |     | T    | 12:00- 12:50P | DODD 178      |                | 18       |    |       | 0.0     |
|                |                      | Y       |    | 312-305-205 | DIS | 1E  |     | T    | 1:00- 1:50P   | DODD 178      |                | 18       |    |       | 0.0     |
|                |                      | Y       |    | 312-305-206 | DIS | 1F  |     | T    | 2:00- 2:50P   | DODD 178      |                | 18       |    |       | 0.0     |
|                |                      | Y       |    | 312-305-207 | DIS | 1G  |     | R    | 9:00- 9:50A   | DODD 178      |                | 18       |    |       | 0.0     |
|                |                      | Y       |    | 312-305-208 | DIS | 1H  |     | R    | 10:00- 10:50A | DODD 178      |                | 18       |    |       | 0.0     |
|                |                      | Y       |    | 312-305-209 | DIS | 1I  |     | R    | 11:00- 11:50A | DODD 178      |                | 18       |    |       | 0.0     |
|                |                      | Y       |    | 312-305-210 | DIS | 1J  |     | R    | 12:00- 12:50P | DODD 178      |                | 18       |    |       | 0.0     |
| 105            | MED PHIL-AUGST-MAIM  | Y       |    | 12-363-200L | LEC | 1   |     | WF   | 11:00- 12:50P | PUB AFF 2238  |                | 35       | 04 | SO    | 4.0     |
| C109           | DESCARTES            | Y       |    | 12-398-200L | LEC | 1   |     | MW   | 9:00- 10:50A  | BUNCHE 3150   | CARRIERO, J.P. | 35       | 02 | SO    | 4.0     |
| 127B           | PHILOS OF LANGUAGE   | Y       |    | 12-492-200L | LEC | 1   |     | WF   | 11:00- 12:50P | BUNCHE 2178   |                | 35       | 04 | SO    | 4.0     |
| 130            | PHILSPHY-SPACE&TIME  | Y       |    | 12-516-200L | LEC | 1   |     | TR   | 11:00- 12:50P | BUNCHE 3150   |                | 35       | 13 | SO    | 4.0     |
| 151A           | HISTORY OF ETHICS    | Y       |    | -----       | LEC | 1   |     | MW   | 12:00- 1:50P  | HUMANTS 169   |                | 80       | 05 | SO    | 4.0     |
|                |                      | Y       |    | 312-573-201 | DIS | 1A  |     | R    | 1:00- 1:50P   | DODD 178      |                | 20       |    |       | 0.0     |
|                |                      | Y       |    | 312-573-202 | DIS | 1B  |     | R    | 2:00- 2:50P   | DODD 178      |                | 20       |    |       | 0.0     |
|                |                      | Y       |    | 312-573-203 | DIS | 1C  |     | F    | 11:00- 11:50A | DODD 178      |                | 20       |    |       | 0.0     |
|                |                      | Y       |    | 312-573-204 | DIS | 1D  |     | F    | 12:00- 12:50P | DODD 178      |                | 20       |    |       | 0.0     |
| 161            | TPCS-AESTHETIC THRY  | Y       |    | -----       | LEC | 1   |     | TR   | 1:00- 2:50P   | HUMANTS 169   |                | 80       | 15 | SO    | 4.0     |
|                |                      | Y       |    | 312-653-201 | DIS | 1A  |     | F    | 9:00- 9:50A   | DODD 162      |                | 20       |    |       | 0.0     |
|                |                      | Y       |    | 312-653-202 | DIS | 1B  |     | F    | 10:00- 10:50A | DODD 162      |                | 20       |    |       | 0.0     |
|                |                      | Y       |    | 312-653-203 | DIS | 1C  |     | F    | 11:00- 11:50A | DODD 162      |                | 20       |    |       | 0.0     |
|                |                      | Y       |    | 312-653-204 | DIS | 1D  |     | F    | 12:00- 12:50P | DODD 162      |                | 20       |    |       | 0.0     |
| 170            | PHILOSOPHY OF MIND   | Y       |    | -----       | LEC | 1   |     | TR   | 1:00- 2:50P   | PUB AFF 1246  | THE STAFF      | 80       | 30 | SO    | 4.0     |
|                |                      | Y       |    | 312-681-201 | DIS | 1A  |     | M    | 1:00- 1:50P   | DODD 154      |                | 20       |    |       | 0.0     |
|                |                      | Y       |    | 312-681-202 | DIS | 1B  |     | M    | 9:00- 9:50A   | DODD 162      |                | 20       |    |       | 0.0     |
|                |                      | Y       |    | 312-681-203 | DIS | 1C  |     | W    | 1:00- 1:50P   | DODD 154      |                | 20       |    |       | 0.0     |
|                |                      | Y       |    | 312-681-204 | DIS | 1D  |     | W    | 2:00- 2:50P   | PUB AFF 1264  |                | 20       |    |       | 0.0     |
| 183            | THEORY OF KNOWLEDGEY | Y       |    | -----       | LEC | 1   |     | TR   | 10:00- 11:50A | DODD 175      | HSU, A.        | 80       | 30 | SO    | 4.0     |
|                |                      | Y       |    | 312-758-201 | DIS | 1A  |     | M    | 11:00- 11:50A | ROYCE 160     |                | 20       |    |       | 0.0     |
|                |                      | Y       |    | 312-758-202 | DIS | 1B  |     | M    | 12:00- 12:50P | DODD 162      |                | 20       |    |       | 0.0     |
|                |                      | Y       |    | 312-758-203 | DIS | 1C  |     | W    | 11:00- 11:50A | HAINES 122    |                | 20       |    |       | 0.0     |
|                |                      | Y       |    | 312-758-204 | DIS | 1D  |     | W    | 12:00- 12:50P | BUNCHE 2160   |                | 20       |    |       | 0.0     |
| 184            | TPCS IN METAPHYSICS  | Y       |    | -----       | LEC | 1   |     | TR   | 9:00- 10:50A  | PUB AFF 2270  |                | 80       | 30 | SO    | 4.0     |
|                |                      | Y       |    | 312-772-201 | DIS | 1A  |     | M    | 10:00- 10:50A | PUB AFF 1329  |                | 20       |    |       | 0.0     |
|                |                      | Y       |    | 312-772-202 | DIS | 1B  |     | M    | 11:00- 11:50A | PUB AFF 1329  |                | 20       |    |       | 0.0     |
|                |                      | Y       |    | 312-772-203 | DIS | 1C  |     | TBA  |               |               |                | 20       |    |       | 0.0     |
|                |                      | Y       |    | 312-772-204 | DIS | 1D  |     | TBA  |               |               |                | 20       |    |       | 0.0     |
| 200A           | SEM-FIRST YR GRADS   | Y       |    | 12-010-200L | SEM | 1   |     | R    | 3:00- 5:50P   | BUNCHE 2121   | KAPLAN, D.B.   | 15       | 30 | SO    | 4.0     |
| C209           | DESCARTES            | Y       |    | 12-120-200L | LEC | 1   |     | MW   | 9:00- 10:50A  | BUNCHE 3150   | CARRIERO, J.P. | 5        | 02 | SO    | 4.0     |
| 220            | SEM-HIST-PHILOSOPHY  | Y       |    | 12-178-200L | SEM | 1   |     | R    | 3:00- 5:50P   | DODD 399      | CARRIERO, J.P. | 15       | 30 | SO    | 4.0     |
| 241            | TPCS-POLITCL PHILOS  | Y       |    | 12-294-200L | SEM | 1   |     | TBA  |               |               |                | 15       | 30 | SO    | 4.0     |
| 248            | PROBS-MORAL PHILOS   | Y       |    | 12-330-200L | SEM | 1   |     | T    | 3:00- 5:50P   | DODD 325      | HIERONYMI, P.  | 15       | 30 | SO    | 4.0     |
| 275            | HUMAN ACTION         | Y       |    | 12-471-200L | SEM | 1   |     | TBA  |               |               |                | 15       | 30 | SO    | 4.0     |
| 495            | TEACHNG-COLL PHILOS  | Y       |    | 12-795-200L | SEM | 1   |     | F    | 2:30- 3:50P   | ROLFE 3106    | HERMAN, B.     | 10       | 30 | SU    | 2.0-4.0 |

PHYSICS AND ASTRONOMY

Astronomy

A per-unit Instructional Enhancement Fee is assessed on most L&S undergraduate nontutorial classes. See the Miscellaneous Fee Chart at <http://www.registrar.ucla.edu/fees/> for fee amounts.

|   |                    |   |  |             |     |    |  |     |               |               |               |     |    |    |     |
|---|--------------------|---|--|-------------|-----|----|--|-----|---------------|---------------|---------------|-----|----|----|-----|
| 3 | NATURE OF UNIVERSE | N |  | -----       | LEC | 1  |  | TR  | 11:00- 12:15P | PAB 1425      | TURNER, J.L.  | 188 | 13 | SO | 5.0 |
|   |                    | N |  | 123-009-201 | DIS | 1A |  | M   | 8:00- 9:50A   | KNUDSEN 1116  |               | 31  |    |    | 0.0 |
|   |                    | N |  | 123-009-202 | DIS | 1B |  | M   | 12:00- 1:50P  | KNUDSEN 1116  |               | 31  |    |    | 0.0 |
|   |                    | N |  | 123-009-203 | DIS | 1C |  | T   | 9:00- 10:50A  | KNUDSEN 1116  |               | 32  |    |    | 0.0 |
|   |                    | N |  | 123-009-204 | DIS | 1D |  | T   | 1:00- 2:50P   | KNUDSEN 1116  |               | 31  |    |    | 0.0 |
|   |                    | N |  | 123-009-205 | DIS | 1E |  | T   | 3:00- 4:50P   | KNUDSEN 1116  |               | 31  |    |    | 0.0 |
|   |                    | N |  | 123-009-206 | DIS | 1F |  | W   | 12:00- 1:50P  | KNUDSEN 1116  |               | 32  |    |    | 0.0 |
|   |                    | N |  | -----       | LEC | 2  |  | MWF | 12:00- 12:50P | MS 4000A      | MALKAN, M.A.  | 180 | 05 | SO | 5.0 |
|   |                    | N |  | 123-009-211 | DIS | 2A |  | M   | 10:00- 11:50A | KNUDSEN 1116  |               | 30  |    |    | 0.0 |
|   |                    | N |  | 123-009-212 | DIS | 2B |  | M   | 2:00- 3:50P   | KNUDSEN 1116  |               | 30  |    |    | 0.0 |
|   |                    | N |  | 123-009-213 | DIS | 2C |  | T   | 11:00- 12:50P | KNUDSEN 1116  |               | 30  |    |    | 0.0 |
|   |                    | N |  | 123-009-214 | DIS | 2D |  | W   | 8:00- 9:50A   | KNUDSEN 1116  |               | 30  |    |    | 0.0 |
|   |                    | N |  | 123-009-215 | DIS | 2E |  | W   | 10:00- 11:50A | KNUDSEN 1116  |               | 30  |    |    | 0.0 |
|   |                    | N |  | 123-009-216 | DIS | 2F |  | W   | 2:00- 3:50P   | KNUDSEN 1116  |               | 30  |    |    | 0.0 |
| 4 | BLACK HOLES        | N |  | -----       | LEC | 1  |  | TR  | 9:30- 10:45A  | KNSY PV 1240B | SHAPLEY, A.E. | 122 | 12 | SO | 4.0 |
|   |                    | N |  | 123-012-201 | DIS | 1A |  | R   | 3:00- 3:50P   | MS 5127       |               | 39  |    |    | 0.0 |



| CATALOG NUMBER | COURSE TITLE        | ENF REQ | CLS ID      | NUMB | TYP | SEC | FEE | DAYS | TIME          | BUILDING/ROOM | INSTRUCTOR       | ENRL CAP | GD XC | TP | UNITS   |
|----------------|---------------------|---------|-------------|------|-----|-----|-----|------|---------------|---------------|------------------|----------|-------|----|---------|
| 5              | LIFE IN THE UNIVERS | N       | 123-012-202 | DIS  | 1B  |     |     | R    | 2:00- 2:50P   | ROYCE 162     |                  | 39       |       |    | 0.0     |
|                |                     | N       | 123-012-203 | DIS  | 1C  |     |     | F    | 9:00- 9:50A   | PAB 2434      |                  | 44       |       |    | 0.0     |
|                |                     | N       | 123-048-201 | DIS  | 1A  |     |     | MW   | 2:00- 3:15P   | KNSY PV 1240B | HANSEN, B.M.     | 117      | 07    | SO | 4.0     |
|                |                     | N       | 123-048-202 | DIS  | 1B  |     |     | F    | 11:00- 11:50A | PAB 2434      |                  | 39       |       |    | 0.0     |
|                |                     | N       | 123-048-203 | DIS  | 1C  |     |     | F    | 12:00- 12:50P | PAB 2434      |                  | 39       |       |    | 0.0     |
| 270            | FLUIDS AND DYNAMICS | N       | 23-382-200L | LEC  | 1   |     |     | MW   | 12:00- 1:50P  | PAB 3735      | FURLANETTO, S.R. | 12       | 05    | LG | 4.0     |
| 277A           | ASTRO RSRCH PROJECT | N       | 23-436-200L | TUT  | 1   |     |     |      |               |               | MALKAN, M.A.     | 10       | 30    | SU | 6.0     |
| 278            | SPECIAL TOPIC-ASTRO | N       | 23-444-200L | SEM  | 1   |     |     | MW   | 9:00- 10:50A  | PAB 3735      | WRIGHT, E.L.     | 40       | 30    | SO | 2.0-4.0 |
| M297           | RSCH-ASTRPRCTL PHYS | N       | 23-576-200L | TUT  | 1   |     |     | T    | 1:00- 1:50P   | PAB 2434      | MORRIS, M.R.     | 20       | 30    | SU | 2.0-4.0 |

Physics

A per-unit Instructional Enhancement Fee is assessed on most L&S undergraduate nontutorial classes. See the Miscellaneous Fee Chart at <http://www.registrar.ucla.edu/fees/> for fee amounts.

|     |                      |     |              |     |    |     |               |              |                    |               |                  |     |     |    |     |
|-----|----------------------|-----|--------------|-----|----|-----|---------------|--------------|--------------------|---------------|------------------|-----|-----|----|-----|
| 1A  | MECHANICS            | N   | 318-001-201  | DIS | 1A |     |               | MTWF         | 9:00- 9:50A        | PAB 1425      | WHITTEN JR, C.A. | 180 | 02  | SO | 5.0 |
| 1B  | OSCILTNS&WAVES&FLDSN | N   | 318-001-202  | DIS | 1B |     |               | F            | 10:00- 10:50A      | BROAD 2100A   |                  | 45  |     |    | 0.0 |
|     |                      | N   | 318-001-203  | DIS | 1C |     |               | F            | 11:00- 11:50A      | BROAD 2100A   |                  | 45  |     |    | 0.0 |
|     |                      | N   | 318-001-204  | DIS | 1D |     |               | F            | 12:00- 12:50P      | HAINES A44    |                  | 45  |     |    | 0.0 |
|     |                      | N   | 318-001-207  | DIS | 1G |     |               | TR           | 3:00- 4:50P        | PAB 1749      |                  | 0   |     |    | 0.0 |
|     |                      | N   | 318-007-201  | DIS | 1A |     |               | MTWF         | 8:00- 8:50A        | KNSY PV 1220B | THE STAFF        | 180 | 01  | SO | 5.0 |
| 1C  | ELECTRODYNMC&OPTICSN | N   | 318-007-202  | DIS | 1B |     |               | F            | 9:00- 9:50A        | DODD 78       |                  | 60  |     |    | 0.0 |
|     |                      | N   | 318-007-203  | DIS | 1C |     |               | F            | 10:00- 10:50A      | DODD 167      |                  | 60  |     |    | 0.0 |
|     |                      | N   | 318-008-201  | DIS | 1A |     |               | MTWF         | 12:00- 12:50P      | BOELTER 5440  |                  | 60  |     |    | 0.0 |
|     |                      | N   | 318-008-202  | DIS | 1B |     |               | F            | 9:00- 9:50A        | KNSY PV 1220B | THE STAFF        | 135 | 05  | SO | 5.0 |
|     |                      | N   | 318-008-203  | DIS | 1C |     |               | F            | 11:00- 11:50A      | BOELTER 9436  |                  | 45  |     |    | 0.0 |
| 4AL | LAB-MECHANICS        | N   | 318-008-211  | DIS | 2A |     |               | MTWF         | 1:00- 1:50P        | DODD 170      |                  | 45  |     |    | 0.0 |
|     |                      | N   | 318-008-212  | DIS | 2B |     |               | MTWF         | 1:00- 1:50P        | KNSY PV 1220B | WHITTEN JR, C.A. | 135 | 06  | SO | 5.0 |
|     |                      | N   | 318-008-213  | DIS | 2C |     |               | F            | 11:00- 11:50A      | ROYCE 160     |                  | 45  |     |    | 0.0 |
|     |                      | N   | 18-016-201L  | LAB | 1  |     |               | M            | 11:00- 1:50P       | DODD 78       |                  | 45  |     |    | 0.0 |
|     |                      | N   | 18-016-202L  | LAB | 2  |     |               | M            | 2:00- 4:50P        | DODD 78       |                  | 20  | 30  | LG | 2.0 |
| 4BL | LAB-ELCTRCTY&MGNTSMN | N   | 18-016-203L  | LAB | 3  |     |               | M            | 5:00- 7:50P        | DODD 78       |                  | 20  | 30  | LG | 2.0 |
|     |                      | N   | 18-016-204L  | LAB | 4  |     |               | T            | 11:00- 1:50P       | KNUDSEN 1238  | SLATER, W.E.     | 20  | 30  | LG | 2.0 |
|     |                      | N   | 18-016-205L  | LAB | 5  |     |               | T            | 2:00- 4:50P        | KNUDSEN 1238  |                  | 20  | 30  | LG | 2.0 |
|     |                      | N   | 18-016-206L  | LAB | 6  |     |               | T            | 5:00- 7:50P        | KNUDSEN 1238  |                  | 20  | 30  | LG | 2.0 |
|     |                      | N   | 18-016-207L  | LAB | 7  |     |               | W            | 11:00- 1:50P       | KNUDSEN 1238  |                  | 20  | 30  | LG | 2.0 |
| 6A  | PHYSIC-LIFE SCI MAJ  | N   | 18-017-201L  | LAB | 1  |     |               | M            | 9:00- 11:50A       | KNUDSEN 2115  |                  | 20  | 30  | LG | 2.0 |
|     |                      | N   | 18-017-202L  | LAB | 2  |     |               | M            | 2:00- 4:50P        | KNUDSEN 2115  | CARTER, T.A.     | 20  | 30  | LG | 2.0 |
|     |                      | N   | 18-017-203L  | LAB | 3  |     |               | M            | 5:00- 7:50P        | KNUDSEN 2115  | CARTER, T.A.     | 20  | 30  | LG | 2.0 |
|     |                      | N   | 18-017-204L  | LAB | 4  |     |               | T            | 9:00- 11:50A       | KNUDSEN 2115  | CARTER, T.A.     | 20  | 30  | LG | 2.0 |
|     |                      | N   | 18-017-205L  | LAB | 5  |     |               | T            | 2:00- 4:50P        | KNUDSEN 2115  |                  | 20  | 30  | LG | 2.0 |
|     |                      | N   | 18-017-206L  | LAB | 6  |     |               | T            | 5:00- 7:50P        | KNUDSEN 2115  | CARTER, T.A.     | 20  | 30  | LG | 2.0 |
|     |                      | N   | 18-017-207L  | LAB | 7  |     |               | W            | 9:00- 11:50A       | KNUDSEN 2115  |                  | 20  | 30  | LG | 2.0 |
|     |                      | N   | 18-017-208L  | LAB | 8  |     |               | W            | 2:00- 4:50P        | KNUDSEN 2115  | CARTER, T.A.     | 20  | 30  | LG | 2.0 |
|     |                      | N   | 18-017-209L  | LAB | 9  |     |               | W            | 5:00- 7:50P        | KNUDSEN 2115  | CARTER, T.A.     | 20  | 30  | LG | 2.0 |
|     |                      | N   | 318-034-201  | DIS | 1A |     |               | MWF          | 8:00- 8:50A        | PAB 1425      | CORONITI, F.     | 190 | 01  | SO | 5.0 |
|     |                      | N   | 318-034-202  | DIS | 1B |     |               | F            | 10:00- 10:50A      | ROYCE 164     |                  | 48  |     |    | 0.0 |
|     |                      | N   | 318-034-203  | DIS | 1C |     |               | R            | 3:00- 3:50P        | BUNCHE 3211   |                  | 48  |     |    | 0.0 |
|     |                      | N   | 318-034-204  | DIS | 1D |     |               | R            | 4:00- 4:50P        | BOELTER 9436  |                  | 48  |     |    | 0.0 |
| N   | 318-034-211          | DIS | 2A           |     |    | MWF | 10:00- 10:50A | PAB 1425     | WILLIAMS, G.A.     | 190           | 03               | SO  | 5.0 |    |     |
| N   | 318-034-212          | DIS | 2B           |     |    | F   | 11:00- 11:50A | BUNCHE 3211  |                    | 48            |                  |     | 0.0 |    |     |
| N   | 318-034-213          | DIS | 2C           |     |    | F   | 12:00- 12:50P | BOELTER 5436 |                    | 47            |                  |     | 0.0 |    |     |
| N   | 318-034-214          | DIS | 2D           |     |    | R   | 2:00- 2:50P   | FRANZ 2258A  |                    | 48            |                  |     | 0.0 |    |     |
| N   | 318-034-221          | DIS | 3A           |     |    | MWF | 3:00- 3:50P   | FRANZ 2258A  |                    | 47            |                  |     | 0.0 |    |     |
| N   | 318-034-222          | DIS | 3B           |     |    | MWF | 11:00- 11:50A | PAB 1425     | ASHOUR-ABDALLA, M. | 190           | 04               | SO  | 5.0 |    |     |
| N   | 318-034-223          | DIS | 3C           |     |    | F   | 12:00- 12:50P | DODD 175     |                    | 48            |                  |     | 0.0 |    |     |
| N   | 318-034-224          | DIS | 3D           |     |    | F   | 1:00- 1:50P   | DODD 175     |                    | 47            |                  |     | 0.0 |    |     |
| N   | 318-034-251          | LAB | G1           |     |    | R   | 3:00- 3:50P   | DODD 170     |                    | 48            |                  |     | 0.0 |    |     |
| N   | 318-034-252          | LAB | G2           |     |    | R   | 4:00- 4:50P   | MS 6229      |                    | 47            |                  |     | 0.0 |    |     |
| N   | 318-034-253          | LAB | G3           |     |    | M   | 8:00- 9:50A   | KNUDSEN 1152 |                    | 24            |                  |     | 0.0 |    |     |
| N   | 318-034-254          | LAB | G4           |     |    | M   | 10:00- 11:50A | KNUDSEN 1152 |                    | 24            |                  |     | 0.0 |    |     |
| N   | 318-034-255          | LAB | G5           |     |    | M   | 12:00- 1:50P  | KNUDSEN 1152 |                    | 28            |                  |     | 0.0 |    |     |
| N   | 318-034-256          | LAB | G6           |     |    | M   | 2:00- 3:50P   | KNUDSEN 1152 |                    | 28            |                  |     | 0.0 |    |     |
| N   | 318-034-257          | LAB | G7           |     |    | M   | 4:00- 5:50P   | KNUDSEN 1152 |                    | 28            |                  |     | 0.0 |    |     |
| N   | 318-034-258          | LAB | G8           |     |    | T   | 8:00- 9:50A   | KNUDSEN 1152 |                    | 28            |                  |     | 0.0 |    |     |
| N   | 318-034-259          | LAB | G9           |     |    | T   | 10:00- 11:50A | KNUDSEN 1152 |                    | 28            |                  |     | 0.0 |    |     |
| N   | 318-034-260          | LAB | G10          |     |    | T   | 12:00- 1:50P  | KNUDSEN 1152 |                    | 28            |                  |     | 0.0 |    |     |
| N   | 318-034-261          | LAB | G11          |     |    | T   | 2:00- 3:50P   | KNUDSEN 1152 |                    | 28            |                  |     | 0.0 |    |     |
| N   | 318-034-262          | LAB | G12          |     |    | T   | 4:00- 5:50P   | KNUDSEN 1152 |                    | 28            |                  |     | 0.0 |    |     |
| N   | 318-034-263          | LAB | G13          |     |    | T   | 6:00- 7:50P   | KNUDSEN 1152 |                    | 28            |                  |     | 0.0 |    |     |
| N   | 318-034-264          | LAB | G14          |     |    | W   | 8:00- 9:50A   | KNUDSEN 1152 |                    | 24            |                  |     | 0.0 |    |     |
| N   | 318-034-265          | LAB | G15          |     |    | W   | 10:00- 11:50A | KNUDSEN 1152 |                    | 24            |                  |     | 0.0 |    |     |
| N   | 318-034-266          | LAB | G16          |     |    | W   | 12:00- 1:50P  | KNUDSEN 1152 |                    | 28            |                  |     | 0.0 |    |     |
| N   | 318-034-267          | LAB | G17          |     |    | W   | 2:00- 3:50P   | KNUDSEN 1152 |                    | 28            |                  |     | 0.0 |    |     |
| N   | 318-034-268          | LAB | G18          |     |    | W   | 4:00- 5:50P   | KNUDSEN 1152 |                    | 28            |                  |     | 0.0 |    |     |
| N   | 318-034-269          | LAB | G19          |     |    | W   | 6:00- 7:50P   | KNUDSEN 1152 |                    | 28            |                  |     | 0.0 |    |     |
| N   | 318-034-299          | LAB | G99          |     |    | M   | 8:00- 9:50P   | KNUDSEN 1152 |                    | 22            |                  |     | 0.0 |    |     |
| 6B  | PHYSIC-LIFE SCI MAJ  | N   | 318-034-200L | LEC | 1  |     |               | MWF          | 2:00- 2:50P        | PAB 1425      | GRUNER, G.       | 189 | 07  | SO | 5.0 |

| CATALOG NUMBER | COURSE TITLE         | ENF REQ | CLM ID                       | CLS NUMB | TYP | SEC | FEE | DAYS   | TIME          | BUILDING/ROOM | INSTRUCTOR      | ENRL CAP | XC | GD TP | UNITS |
|----------------|----------------------|---------|------------------------------|----------|-----|-----|-----|--------|---------------|---------------|-----------------|----------|----|-------|-------|
|                |                      | N       | 318-036-201                  | DIS      | 1A  |     |     | F      | 10:00- 10:50A | PUB AFF 2238  |                 | 47       |    |       | 0.0   |
|                |                      | N       | 318-036-202                  | DIS      | 1B  |     |     | F      | 11:00- 11:50A | ROYCE 154     |                 | 47       |    |       | 0.0   |
|                |                      | N       | 318-036-203                  | DIS      | 1C  |     |     | F      | 1:00- 1:50P   | DODD 167      |                 | 47       |    |       | 0.0   |
|                |                      | N       | 318-036-204                  | DIS      | 1D  |     |     | R      | 4:00- 4:50P   | HAINES A44    |                 | 48       |    |       | 0.0   |
|                |                      | N       | -----                        | LEC      | 2   |     |     | MWF    | 3:00- 3:50P   | PAB 1425      | GRUNER, G.      | 171      | 08 | SO    | 5.0   |
|                |                      | N       | 318-036-211                  | DIS      | 2A  |     |     | F      | 8:00- 8:50A   | WGYOUNG 2200  |                 | 57       |    |       | 0.0   |
|                |                      | N       | 318-036-212                  | DIS      | 2B  |     |     | F      | 9:00- 9:50A   | HAINES A25    |                 | 57       |    |       | 0.0   |
|                |                      | N       | 318-036-213                  | DIS      | 2C  |     |     | F      | 11:00- 11:50A | DODD 170      |                 | 57       |    |       | 0.0   |
|                |                      | N       | 318-036-251                  | LAB      | G1  |     |     | M      | 12:00- 1:50P  | GNUDSEN 1134  |                 | 30       |    |       | 0.0   |
|                |                      | N       | 318-036-252                  | LAB      | G2  |     |     | M      | 2:00- 3:50P   | GNUDSEN 1134  |                 | 30       |    |       | 0.0   |
|                |                      | N       | 318-036-253                  | LAB      | G3  |     |     | M      | 4:00- 5:50P   | GNUDSEN 1134  |                 | 30       |    |       | 0.0   |
|                |                      | N       | 318-036-254                  | LAB      | G4  |     |     | T      | 10:00- 11:50A | GNUDSEN 1134  |                 | 30       |    |       | 0.0   |
|                |                      | N       | 318-036-255                  | LAB      | G5  |     |     | T      | 12:00- 1:50P  | GNUDSEN 1134  |                 | 30       |    |       | 0.0   |
|                |                      | N       | 318-036-256                  | LAB      | G6  |     |     | T      | 2:00- 3:50P   | GNUDSEN 1134  |                 | 30       |    |       | 0.0   |
|                |                      | N       | 318-036-257                  | LAB      | G7  |     |     | T      | 4:00- 5:50P   | GNUDSEN 1134  |                 | 30       |    |       | 0.0   |
|                |                      | N       | 318-036-258                  | LAB      | G8  |     |     | T      | 6:00- 7:50P   | GNUDSEN 1134  |                 | 30       |    |       | 0.0   |
|                |                      | N       | 318-036-259                  | LAB      | G9  |     |     | W      | 10:00- 11:50A | GNUDSEN 1134  |                 | 30       |    |       | 0.0   |
|                |                      | N       | 318-036-260                  | LAB      | G10 |     |     | W      | 12:00- 1:50P  | GNUDSEN 1134  |                 | 30       |    |       | 0.0   |
|                |                      | N       | 318-036-261                  | LAB      | G11 |     |     | W      | 2:00- 3:50P   | GNUDSEN 1134  |                 | 30       |    |       | 0.0   |
|                |                      | N       | 318-036-262                  | LAB      | G12 |     |     | W      | 4:00- 5:50P   | GNUDSEN 1134  |                 | 30       |    |       | 0.0   |
|                |                      | N       | 318-036-299                  | LAB      | G99 |     |     | UNSCHE |               |               |                 | 25       |    |       | 0.0   |
|                |                      |         | RESTRICT: DEPARTMENT CONSENT |          |     |     |     |        |               |               |                 |          |    |       |       |
| 6C             | PHYSIC-LIFE SCI MAJ  | N       | -----                        | LEC      | 1   |     |     | MWF    | 12:00- 12:50P | PAB 1425      | HOLCZER, K.     | 193      | 05 | SO    | 5.0   |
|                |                      | N       | 318-038-201                  | DIS      | 1A  |     |     | F      | 1:00- 1:50P   | ROYCE 154     |                 | 48       |    |       | 0.0   |
|                |                      | N       | 318-038-202                  | DIS      | 1B  |     |     | F      | 2:00- 2:50P   | ROYCE 156     |                 | 48       |    |       | 0.0   |
|                |                      | N       | 318-038-203                  | DIS      | 1C  |     |     | R      | 4:00- 4:50P   | ROYCE 164     |                 | 48       |    |       | 0.0   |
|                |                      | N       | 318-038-204                  | DIS      | 1D  |     |     | R      | 5:00- 5:50P   | GEOLOGY 4660  |                 | 49       |    |       | 0.0   |
|                |                      | N       | -----                        | LEC      | 2   |     |     | MWF    | 1:00- 1:50P   | PAB 1425      | CORBIN, B.      | 167      | 06 | SO    | 5.0   |
|                |                      | N       | 318-038-211                  | DIS      | 2A  |     |     | F      | 11:00- 11:50A | ROLFE 3134    |                 | 42       |    |       | 0.0   |
|                |                      | N       | 318-038-212                  | DIS      | 2B  |     |     | F      | 12:00- 12:50P | DODD 167      |                 | 42       |    |       | 0.0   |
|                |                      | N       | 318-038-213                  | DIS      | 2C  |     |     | R      | 5:00- 5:50P   | MS 5128       |                 | 42       |    |       | 0.0   |
|                |                      | N       | 318-038-214                  | DIS      | 2D  |     |     | R      | 4:00- 4:50P   | BOELTER 5273  |                 | 41       |    |       | 0.0   |
|                |                      | N       | 318-038-251                  | LAB      | G1  |     |     | M      | 2:00- 3:50P   | GNUDSEN 2122  |                 | 30       |    |       | 0.0   |
|                |                      | N       | 318-038-252                  | LAB      | G2  |     |     | M      | 4:00- 5:50P   | GNUDSEN 2122  |                 | 30       |    |       | 0.0   |
|                |                      | N       | 318-038-253                  | LAB      | G3  |     |     | M      | 6:00- 7:50P   | GNUDSEN 2122  |                 | 30       |    |       | 0.0   |
|                |                      | N       | 318-038-254                  | LAB      | G4  |     |     | T      | 8:00- 9:50A   | GNUDSEN 2122  |                 | 30       |    |       | 0.0   |
|                |                      | N       | 318-038-255                  | LAB      | G5  |     |     | T      | 10:00- 11:50A | GNUDSEN 2122  |                 | 30       |    |       | 0.0   |
|                |                      | N       | 318-038-256                  | LAB      | G6  |     |     | T      | 12:00- 1:50P  | GNUDSEN 2122  |                 | 30       |    |       | 0.0   |
|                |                      | N       | 318-038-257                  | LAB      | G7  |     |     | T      | 2:00- 3:50P   | GNUDSEN 2122  |                 | 30       |    |       | 0.0   |
|                |                      | N       | 318-038-258                  | LAB      | G8  |     |     | T      | 4:00- 5:50P   | GNUDSEN 2122  |                 | 30       |    |       | 0.0   |
|                |                      | N       | 318-038-259                  | LAB      | G9  |     |     | W      | 8:00- 9:50A   | GNUDSEN 2122  |                 | 30       |    |       | 0.0   |
|                |                      | N       | 318-038-260                  | LAB      | G10 |     |     | W      | 10:00- 11:50A | GNUDSEN 2122  |                 | 30       |    |       | 0.0   |
|                |                      | N       | 318-038-261                  | LAB      | G11 |     |     | W      | 2:00- 3:50P   | GNUDSEN 2122  |                 | 30       |    |       | 0.0   |
|                |                      | N       | 318-038-262                  | LAB      | G12 |     |     | W      | 4:00- 5:50P   | GNUDSEN 2122  |                 | 30       |    |       | 0.0   |
|                |                      | N       | 318-038-299                  | LAB      | G99 |     |     | UNSCHE |               |               |                 | 20       |    |       | 0.0   |
|                |                      |         | RESTRICT: DEPARTMENT CONSENT |          |     |     |     |        |               |               |                 |          |    |       |       |
| 10             | PHYSICS              | N       | -----                        | LEC      | 1   |     |     | MWF    | 10:00- 10:50A | KNSY PV 1220B | KUSENKO, A.     | 150      | 03 | SO    | 4.0   |
|                |                      | N       | 318-065-201                  | DIS      | 1A  |     |     | F      | 11:00- 11:50A | ROLFE 3126    |                 | 50       |    |       | 0.0   |
|                |                      | N       | 318-065-202                  | DIS      | 1B  |     |     | F      | 1:00- 1:50P   | PUB AFF 2232  |                 | 50       |    |       | 0.0   |
|                |                      | N       | 318-065-203                  | DIS      | 1C  |     |     | F      | 2:00- 2:50P   | HAINES A44    |                 | 50       |    |       | 0.0   |
| 17             | QUANTM&STAT MECHNCNS | N       | -----                        | LEC      | 1   |     |     | MWF    | 9:00- 9:50A   | PAB 1434A     | JURA, M.A.      | 65       | 02 | SO    | 4.0   |
|                |                      | N       | 18-092-201L                  | DIS      | 1A  |     |     | W      | 2:00- 3:20P   | PAB 1434A     |                 | 65       |    |       | 0.0   |
| 98XA           | LEARNING WORKSHOPS   | N       | 18-291-200L                  | LAB      | 1   |     |     | MW     | 3:00- 4:30P   | FRANZ 2258A   | CORBIN, B.      | 30       | 30 | PN    | 1.0   |
|                |                      | N       | 18-291-201L                  | LAB      | 2   |     |     | TR     | 3:00- 4:30P   | CAMPBEL 1224  | CORBIN, B.      | 30       | 30 | PN    | 1.0   |
|                |                      | N       | 18-291-203L                  | LAB      | 3   |     |     | MW     | 3:00- 4:30P   | CAMPBEL 1224  | CORBIN, B.      | 30       | 30 | PN    | 1.0   |
| 98XB           | LEARNING WORKSHOPS   | N       | 18-292-200L                  | LAB      | 1   |     |     | MW     | 3:00- 4:30P   | FRANZ 2258A   | CORBIN, B.      | 30       | 30 | PN    | 1.0   |
|                |                      | N       | 18-292-201L                  | LAB      | 2   |     |     | MW     | 3:00- 4:30P   | MS 5148       | CORBIN, B.      | 30       | 30 | PN    | 1.0   |
|                |                      | N       | 18-292-203L                  | LAB      | 3   |     |     | TR     | 3:00- 4:30P   | MS 5203       | CORBIN, B.      | 30       | 30 | PN    | 1.0   |
| 105B           | ANALYTIC MECHANICS   | N       | -----                        | LEC      | 1   |     |     | MWF    | 10:00- 10:50A | PAB 2748      | PELLEGRINI, C.  | 43       | 03 | SO    | 4.0   |
|                |                      | N       | 18-311-201L                  | DIS      | 1A  |     |     | R      | 1:00- 1:50P   | PAB 2748      |                 | 43       |    |       | 0.0   |
| 110B           | ELECTRICITY&MAGNET   | N       | -----                        | LEC      | 1   |     |     | MWF    | 9:00- 9:50A   | PAB 2748      | JIANG, H.       | 40       | 02 | SO    | 4.0   |
|                |                      | N       | 18-339-201L                  | DIS      | 1A  |     |     | F      | 12:00- 12:50P | PAB 2748      |                 | 40       |    |       | 0.0   |
| 112            | THERMODYNAMICS       | N       | -----                        | LEC      | 1   |     |     | TR     | 9:30- 10:45A  | PAB 1749      | TSERKOVNYAK, Y. | 48       | 12 | SO    | 4.0   |
|                |                      | N       | 18-350-201L                  | DIS      | 1A  |     |     | T      | 12:00- 12:50P | PAB 2748      |                 | 48       |    |       | 0.0   |
| 115A           | QUANTUM MECHANICS    | N       | -----                        | LEC      | 1   |     |     | MWF    | 10:00- 10:50A | PAB 2434      | TOMBOULIS, E.T. | 55       | 03 | LG    | 4.0   |
|                |                      | N       | 18-373-201L                  | DIS      | 1A  |     |     | R      | 2:00- 2:50P   | PAB 2434      |                 | 55       |    |       | 0.0   |
| 115B           | QUANTUM MECHANICS    | N       | -----                        | LEC      | 1   |     |     | MWF    | 1:00- 1:50P   | PAB 1749      | VASSILIEV, V.V. | 45       | 06 | LG    | 4.0   |
|                |                      | N       | 18-374-201L                  | DIS      | 1A  |     |     | T      | 1:00- 1:50P   | PAB 1749      |                 | 45       |    |       | 0.0   |
| M122           | PLASMA ELECTRONICS   | N       | -----                        | LEC      | 1   |     |     | TR     | 11:00- 12:15P | PAB 1749      | THE STAFF       | 30       | 13 | LG    | 4.0   |
|                |                      |         | SAME AS: EL ENGR M185        |          |     |     |     |        |               |               |                 |          |    |       |       |
| 124            | NUCLEAR PHYSICS      | N       | 18-413-201L                  | DIS      | 1A  |     |     | W      | 10:00- 10:50A | BOELTER 5514  |                 | 30       |    |       | 0.0   |
|                |                      | N       | -----                        | LEC      | 1   |     |     | MW     | 12:00- 1:15P  | PAB 2748      | IGO, G.J.       | 30       | 05 | SO    | 4.0   |
|                |                      | N       | 18-422-201L                  | DIS      | 1A  |     |     | W      | 2:00- 2:50P   | PAB 2748      |                 | 30       |    |       | 0.0   |
| 131            | MATH METHDS-PHYSICS  | N       | -----                        | LEC      | 1   |     |     | MWF    | 12:00- 12:50P | PAB 1434A     | BERN, Z.        | 65       | 05 | SO    | 4.0   |
|                |                      | N       | 18-460-201L                  | DIS      | 1A  |     |     | T      | 11:00- 11:50A | PAB 1434A     |                 | 65       |    |       | 0.0   |
| 140A           | INTR-SOLD STAT PHYS  | N       | -----                        | LEC      | 1   |     |     | MWF    | 11:00- 11:50A | PAB 2748      | BROWN, S.       | 30       | 04 | LG    | 4.0   |
|                |                      | N       | 18-551-201L                  | DIS      | 1A  |     |     | M      | 2:00- 2:50P   | PAB 2748      |                 | 30       |    |       | 0.0   |
| 180E           | PLASMA LAB           | N       | 18-755-200L                  | LAB      | 1   |     |     | M      | 3:00- 4:50P   | PAB 2748      | STENZEL, R.L.   | 11       | 30 | SO    | 4.0   |
|                |                      |         | RESTRICT: DEPARTMENT CONSENT |          |     |     |     |        |               |               |                 |          |    |       |       |
| 180F           | ELEM PARTICLE LAB    | N       | 18-757-200L                  | LAB      | 1   |     |     | R      | 3:00- 4:50P   | PAB 2434      | SLATER, W.E.    | 9        | 30 | SO    | 4.0   |
|                |                      |         | RESTRICT: DEPARTMENT CONSENT |          |     |     |     |        |               |               |                 |          |    |       |       |
| 194            | RESEARCH GROUP SEM   | N       | 18-864-201L                  | RGP      | 1   |     |     | UNSCHE |               |               | VASSILIEV, V.V. | 5        | 30 | PN    | 1.0   |
|                |                      | N       | 18-864-202L                  | RGP      | 2   |     |     | UNSCHE |               |               | CARTER, T.A.    | 5        | 30 | PN    | 1.0   |
|                |                      | N       | 18-864-203L                  | RGP      | 3   |     |     | UNSCHE |               |               | ROSENZWEIG, J.  | 5        | 30 | PN    | 1.0   |
| 210A           | ELECTROMAGNETIC THRN | N       | 18-011-200L                  | LEC      | 1   |     |     | TR     | 9:00- 10:50A  | PAB 2434      |                 | 50       | 12 | SO    | 4.0   |
|                |                      |         | RESTRICT: GRADUATE STUDENTS  |          |     |     |     |        |               |               |                 |          |    |       |       |
| M215D          | STAT MECH&BIOPHYS    | N       | 18-040-200L                  | LEC      | 1   |     |     | TBA    |               |               | ZOCCHI, G.      | 0        | 30 | SO    | 4.0   |
|                |                      |         | SAME AS: CHEM M223C          |          |     |     |     |        |               |               |                 |          |    |       |       |
| 221A           | QUANTUM MECHANICS    | N       | 18-072-200L                  | LEC      | 1   |     |     | MW     | 11:00- 12:50P | PAB 2434      |                 | 40       | 04 | SO    | 4.0   |
|                |                      |         | RESTRICT: GRADUATE STUDENTS  |          |     |     |     |        |               |               |                 |          |    |       |       |

| CATALOG NUMBER | COURSE TITLE        | ENF REQ | ID          | CLS NUMB | TYP | SEC | FEE | DAYS | TIME          | BUILDING/ROOM | INSTRUCTOR      | ENRL CAP | XC | GD TP | UNITS   |
|----------------|---------------------|---------|-------------|----------|-----|-----|-----|------|---------------|---------------|-----------------|----------|----|-------|---------|
| 222A           | PLASMA PHYSICS      | N       | 18-085-200L | LEC      | 1   |     |     | TR   | 2:00- 3:30P   | PAB 2748      | CARTER, T.A.    | 20       | 30 | SO    | 4.0     |
|                |                     |         |             |          |     |     |     |      |               |               |                 |          |    |       |         |
| 226A           | ELEM PARTICLE PHYS  | N       | 18-108-200L | LEC      | 1   |     |     | TR   | 11:00- 12:50P | PAB 4330      | SALTZBERG, D.   | 20       | 30 | SO    | 6.0     |
|                |                     |         |             |          |     |     |     |      |               |               |                 |          |    |       |         |
| 226D           | BEYOND STNDRD MODEL | N       | 18-111-200L | LEC      | 1   |     |     | TBA  |               |               | GELMINI, G.B.   | 0        | 30 | SU    | 4.0     |
| 230A           | REL QUANTUM THEORY  | N       | 18-209-200L | LEC      | 1   |     |     | MW   | 1:00- 2:50P   | PAB 4330      | GUTPERLE, M.    | 30       | 30 | SO    | 6.0     |
|                |                     |         |             |          |     |     |     |      |               |               |                 |          |    |       |         |
| 230D           | RLTVSTC QUANTM THRY | N       | 18-212-200L | LEC      | 1   |     |     | MW   | 11:00- 12:50P | PAB 1749      | KRAUS, P.J.     | 0        | 30 | SO    | 4.0     |
| 231A           | MTHDS-MATH PHYSICS  | N       | 18-221-200L | LEC      | 1   |     |     | TR   | 11:00- 12:50P | PAB 2434      | FRONSDAL, C.    | 20       | 30 | SO    | 4.0     |
| 241A           | SOLID STATE PHYSICS | N       | 18-285-200L | LEC      | 1   |     |     | MW   | 11:00- 11:50A | KNUDSEN 6107  | CHAKRAVARTY, S. | 25       | 30 | LG    | 4.0     |
|                |                     |         |             |          |     |     |     |      |               |               |                 |          |    |       |         |
| 262            | PHYS OF SOLID STATE | N       | 18-365-200L | SEM      | 1   |     |     | TR   | 11:00- 12:50P | KNUDSEN 6129  | HUDSON, E.R.    | 10       | 30 | SO    | 2.0-4.0 |
| 290            | RSRCH TUTRL-PLASMA  | N       | 18-557-200L | TUT      | 1   |     |     | W    | 2:00- 3:50P   | PAB 1749      | CARTER, T.A.    | 10       | 30 | SU    | 4.0/2.0 |
| 291            | RSRCH TUTRL-PARTCL  | N       | 18-562-200L | TUT      | 1   |     |     | T    | 2:00- 3:50P   | PAB 4330      | GELMINI, G.B.   | 10       | 30 | SU    | 2.0/4.0 |
|                |                     |         |             |          |     |     |     |      |               |               |                 |          |    |       |         |
| 292            | RSRCH-SPECTROSCOPY  | N       | 18-567-200L | TUT      | 1   |     |     | W    | 4:00- 5:50P   | PAB 2434      | CHAKRAVARTY, S. | 10       | 30 | SU    | 2.0/4.0 |
|                |                     |         |             |          |     |     |     |      |               |               |                 |          |    |       |         |
| 293            | RSRCH-CURRNT TOPICS | N       | 18-569-200L | TUT      | 1   |     |     | R    | 3:30- 5:50P   | PAB 1434A     | SALTZBERG, D.   | 150      | 30 | SU    | 2.0     |
|                |                     |         |             |          |     |     |     |      |               |               |                 |          |    |       |         |
| 294            | RSRCH-ACCELTR PHYSN | N       | 18-571-200L | TUT      | 1   |     |     | W    | 3:00- 3:50P   | KNUDSEN 3171  | ROSENZWEIG, J.  | 10       | 30 | SU    | 2.0-4.0 |
|                |                     |         |             |          |     |     |     |      |               |               |                 |          |    |       |         |
| M297           | RSCH-ASTRPRCTL PHYS | N       | 18-578-200L | TUT      | 1   |     |     | T    | 1:00- 1:50P   | PAB 2434      | MORRIS, M.R.    | 30       | 30 | SU    | 2.0-4.0 |
|                |                     |         |             |          |     |     |     |      |               |               |                 |          |    |       |         |
| 495            | TCHG-COLLG PHYSICS  | N       | 18-780-200L | SEM      | 1   |     |     | M    | 4:00- 5:50P   | PAB 2434      | MUSUMECI, P.    | 50       | 30 | SU    | 2.0     |
|                |                     |         |             |          |     |     |     |      |               |               |                 |          |    |       |         |

**PHYSIOLOGY**

|     |  |   |             |     |    |  |  |   |             |                |             |    |    |    |     |
|-----|--|---|-------------|-----|----|--|--|---|-------------|----------------|-------------|----|----|----|-----|
| 19  | FIAT LUX FRSHMN SEM  | Y | 20-057-200L | SEM | 1  |  |  | R | 3:00- 3:50P | HLTHSCI 52087  | WAYNE, N.L. | 20 | 30 | PN | 1.0 |
|     |  |   |             |     |    |  |  |   |             |                |             |    |    |    |     |
|     | Physiology 19, seminar 1: Biology of Birth Control   |   |             |     |    |  |  |   |             |                |             |    |    |    |     |
|     | Physiology 100 follows the UCLA School of Dentistry academic calendar and is limited to first-year dental students or to enrollment by permission to enroll. |   |             |     |    |  |  |   |             |                |             |    |    |    |     |
| 100 | ELEM HUMAN PHYSIOL   | Y | -----       | LEC | 1  |  |  | T | 8:00- 8:50A | HLTHSCI 53105A | WAYNE, N.L. | 10 | 30 | SO | 6.0 |
|     |  |   |             |     |    |  |  |   |             |                |             |    |    |    |     |
|     |  |   |             |     |    |  |  |   |             |                |             |    |    |    |     |
|     |  | Y | 20-305-201L | LAB | 1A |  |  | F | 1:00- 4:50P | HLTHSCI        | WAYNE, N.L. | 10 |    |    | 0.0 |

**POLITICAL SCIENCE**

Per-unit instruction enhancement fees assessed most undergraduate tutorial classes. See Miscellaneous Fee Chart at <http://www.registrar.ucla.edu/fees> for amounts. Political Science undergraduate discussion sections will NOT meet prior to the first lecture meeting.

|    |                     |   |             |     |    |  |  |    |               |               |              |     |    |    |     |
|----|---------------------|---|-------------|-----|----|--|--|----|---------------|---------------|--------------|-----|----|----|-----|
| 6  | INTRO-DATA ANALYSIS | Y | -----       | LEC | 1  |  |  | TR | 10:00- 11:50A | PUB AFF 2035B | ZALLER, J.R. | 50  | 13 | SO | 5.0 |
|    |                     | Y | 324-018-201 | DIS | 1A |  |  | R  | 3:00- 3:50P   | ROLFE 3112    |              | 6   |    |    | 0.0 |
|    |                     | Y | 324-018-202 | DIS | 1B |  |  | R  | 4:00- 4:50P   | ROLFE 3112    |              | 5   |    |    | 0.0 |
|    |                     | Y | 324-018-203 | DIS | 1C |  |  | R  | 5:00- 6:50P   | ROLFE 3112    |              | 6   |    |    | 0.0 |
|    |                     | Y | 324-018-204 | DIS | 1D |  |  | R  | 5:00- 6:50P   | BUNCHE 2174   |              | 5   |    |    | 0.0 |
|    |                     | Y | 324-018-205 | DIS | 1E |  |  | F  | 10:00- 11:50A | BUNCHE 2150   |              | 6   |    |    | 0.0 |
|    |                     | Y | 324-018-206 | DIS | 1F |  |  | F  | 10:00- 11:50A | BUNCHE 2173   |              | 5   |    |    | 0.0 |
|    |                     | Y | 324-018-207 | DIS | 1G |  |  | F  | 12:00- 1:50P  | BUNCHE 2121   |              | 6   |    |    | 0.0 |
|    |                     | Y | 324-018-208 | DIS | 1H |  |  | F  | 12:00- 1:50P  | BUNCHE 1265   |              | 5   |    |    | 0.0 |
|    |                     | Y | 324-018-209 | DIS | 1I |  |  | F  | 2:00- 3:50P   | BUNCHE 3123   |              | 6   |    |    | 0.0 |
|    |                     | Y | -----       | LEC | 2  |  |  | TR | 1:00- 2:50P   | PUB AFF 2035B |              | 50  | 15 | SO | 5.0 |
|    |                     | Y | 324-018-221 | DIS | 2A |  |  | R  | 3:00- 3:50P   | MS 3915D      |              | 6   |    |    | 0.0 |
|    |                     | Y | 324-018-222 | DIS | 2B |  |  | R  | 4:00- 4:50P   | BUNCHE 2174   |              | 5   |    |    | 0.0 |
|    |                     | Y | 324-018-223 | DIS | 2C |  |  | R  | 5:00- 6:50P   | PUB AFF 2292  |              | 6   |    |    | 0.0 |
|    |                     | Y | 324-018-224 | DIS | 2D |  |  | R  | 5:00- 6:50P   | ROLFE 3114    |              | 5   |    |    | 0.0 |
|    |                     | Y | 324-018-225 | DIS | 2E |  |  | F  | 10:00- 10:50A | BUNCHE 2174   |              | 6   |    |    | 0.0 |
|    |                     | Y | 324-018-226 | DIS | 2F |  |  | F  | 10:00- 11:50A | BUNCHE 2121   |              | 5   |    |    | 0.0 |
|    |                     | Y | 324-018-227 | DIS | 2G |  |  | F  | 12:00- 1:50P  | BUNCHE 2150   |              | 6   |    |    | 0.0 |
|    |                     | Y | 324-018-228 | DIS | 2H |  |  | F  | 12:00- 1:50P  | BUNCHE 2173   |              | 5   |    |    | 0.0 |
|    |                     | Y | 324-018-229 | DIS | 2I |  |  | F  | 2:00- 3:50P   | BUNCHE 1265   |              | 6   |    |    | 0.0 |
| 10 | INTR-POLITCL THEORY | Y | -----       | LEC | 1  |  |  | TR | 2:00- 3:50P   | MOORE 100     | WALKER, B.D. | 306 | 15 | SO | 5.0 |
|    |                     | Y | 324-070-201 | DIS | 1A |  |  | R  | 4:00- 4:50P   | BOTANY 133    |              | 17  |    |    | 0.0 |
|    |                     | Y | 324-070-202 | DIS | 1B |  |  | R  | 4:00- 4:50P   | DODD 162      |              | 17  |    |    | 0.0 |
|    |                     | Y | 324-070-203 | DIS | 1C |  |  | R  | 5:00- 5:50P   | BUNCHE 2181   |              | 17  |    |    | 0.0 |
|    |                     | Y | 324-070-204 | DIS | 1D |  |  | R  | 5:00- 5:50P   | BUNCHE 3157   |              | 17  |    |    | 0.0 |
|    |                     | Y | 324-070-205 | DIS | 1E |  |  | R  | 6:00- 6:50P   | BUNCHE A152   |              | 17  |    |    | 0.0 |
|    |                     | Y | 324-070-206 | DIS | 1F |  |  | R  | 6:00- 6:50P   | BUNCHE 2168   |              | 17  |    |    | 0.0 |
|    |                     | Y | 324-070-207 | DIS | 1G |  |  | F  | 9:00- 9:50A   | BUNCHE 3156   |              | 17  |    |    | 0.0 |
|    |                     | Y | 324-070-208 | DIS | 1H |  |  | F  | 9:00- 9:50A   | BUNCHE 2156   |              | 17  |    |    | 0.0 |
|    |                     | Y | 324-070-209 | DIS | 1I |  |  | F  | 10:00- 10:50A | BUNCHE 3164   |              | 17  |    |    | 0.0 |
|    |                     | Y | 324-070-210 | DIS | 1J |  |  | F  | 10:00- 10:50A | PUB AFF 2333  |              | 17  |    |    | 0.0 |
|    |                     | Y | 324-070-211 | DIS | 1K |  |  | F  | 11:00- 11:50A | PUB AFF 2319  |              | 17  |    |    | 0.0 |
|    |                     | Y | 324-070-212 | DIS | 1L |  |  | F  | 11:00- 11:50A | PUB AFF 2317  |              | 17  |    |    | 0.0 |
|    |                     | Y | 324-070-213 | DIS | 1M |  |  | F  | 12:00- 12:50P | BUNCHE 1221A  |              | 17  |    |    | 0.0 |
|    |                     | Y | 324-070-214 | DIS | 1N |  |  | F  | 12:00- 12:50P | PUB AFF 2284  |              | 17  |    |    | 0.0 |
|    |                     | Y | 324-070-215 | DIS | 1O |  |  | F  | 1:00- 1:50P   | BUNCHE 2168   |              | 17  |    |    | 0.0 |
|    |                     | Y | 324-070-216 | DIS | 1P |  |  | F  | 1:00- 1:50P   | BUNCHE 3117   |              | 17  |    |    | 0.0 |
|    |                     | Y | 324-070-217 | DIS | 1Q |  |  | F  | 2:00- 2:50P   | BUNCHE 2168   |              | 17  |    |    | 0.0 |
|    |                     | Y | 324-070-218 | DIS | 1R |  |  | F  | 2:00- 2:50P   | BUNCHE 2181   |              | 17  |    |    | 0.0 |
| 20 | WORLD POLITICS      | Y | -----       | LEC | 1  |  |  | TR | 9:30- 10:45A  | WG YOUNG CS50 | TRAGER, R.   | 204 | 12 | SO | 5.0 |
|    |                     | Y | 324-094-201 | DIS | 1A |  |  | R  | 11:00- 11:50A | LAKRETZ 101   |              | 17  |    |    | 0.0 |
|    |                     | Y | 324-094-202 | DIS | 1B |  |  | R  | 11:00- 11:50A | MOORE 1003    |              | 17  |    |    | 0.0 |
|    |                     | Y | 324-094-203 | DIS | 1C |  |  | R  | 12:00- 12:50P | HAINES A82    |              | 17  |    |    | 0.0 |
|    |                     | Y | 324-094-204 | DIS | 1D |  |  | R  | 12:00- 12:50P | MS 3915G      |              | 17  |    |    | 0.0 |
|    |                     | Y | 324-094-205 | DIS | 1E |  |  | R  | 1:00- 1:50P   | HAINES A82    |              | 17  |    |    | 0.0 |
|    |                     | Y | 324-094-206 | DIS | 1F |  |  | R  | 1:00- 1:50P   | BUNCHE 3150   |              | 17  |    |    | 0.0 |
|    |                     | Y | 324-094-207 | DIS | 1G |  |  | F  | 10:00- 10:50A | PUB AFF 2317  |              | 17  |    |    | 0.0 |
|    |                     | Y | 324-094-208 | DIS | 1H |  |  | F  | 11:00- 11:50A | PUB AFF 2333  |              | 17  |    |    | 0.0 |
|    |                     | Y | 324-094-209 | DIS | 1I |  |  | F  | 12:00- 12:50P | PUB AFF 2317  |              | 17  |    |    | 0.0 |
|    |                     | Y | 324-094-210 | DIS | 1J |  |  | F  | 1:00- 1:50P   | PUB AFF 2319  |              | 17  |    |    | 0.0 |
|    |                     | Y | 324-094-211 | DIS | 1K |  |  | F  | 2:00- 2:50P   | PUB AFF 2319  |              | 17  |    |    | 0.0 |
|    |                     | Y | 324-094-212 | DIS | 1L |  |  | F  | 3:00- 3:50P   | PUB AFF 2319  |              | 17  |    |    | 0.0 |

| CATALOG NUMBER | COURSE TITLE         | ENF REQ | ID          | CLS NUMB | TYP | SEC | FEE | DAYS | TIME          | BUILDING/ROOM | INSTRUCTOR     | ENRL CAP | XC | GD TP | UNITS |
|----------------|----------------------|---------|-------------|----------|-----|-----|-----|------|---------------|---------------|----------------|----------|----|-------|-------|
| 40             | INTRO-AMERICN PLTCS  | Y       | -----       | LEC      | 1   |     |     | TR   | 12:30- 1:45P  | BROAD 2160E   | SCHWARTZ, T.   | 306      | 14 | SO    | 5.0   |
|                |                      | Y       | 324-121-201 | DIS      | 1A  |     |     | R    | 2:00- 2:50P   | BUNCHE 3153   |                | 17       |    |       | 0.0   |
|                |                      | Y       | 324-121-202 | DIS      | 1B  |     |     | R    | 3:00- 3:50P   | PUB AFF 2278  |                | 17       |    |       | 0.0   |
|                |                      | Y       | 324-121-203 | DIS      | 1C  |     |     | R    | 4:00- 4:50P   | DODD 178      |                | 17       |    |       | 0.0   |
|                |                      | Y       | 324-121-204 | DIS      | 1D  |     |     | R    | 4:00- 4:50P   | BUNCHE 2156   |                | 17       |    |       | 0.0   |
|                |                      | Y       | 324-121-205 | DIS      | 1E  |     |     | R    | 4:00- 4:50P   | BUNCHE 3157   |                | 17       |    |       | 0.0   |
|                |                      | Y       | 324-121-206 | DIS      | 1F  |     |     | R    | 5:00- 5:50P   | BUNCHE 2160   |                | 17       |    |       | 0.0   |
|                |                      | Y       | 324-121-207 | DIS      | 1G  |     |     | R    | 5:00- 5:50P   | BUNCHE 3156   |                | 17       |    |       | 0.0   |
|                |                      | Y       | 324-121-208 | DIS      | 1H  |     |     | R    | 5:00- 5:50P   | BUNCHE 3164   |                | 17       |    |       | 0.0   |
|                |                      | Y       | 324-121-209 | DIS      | 1I  |     |     | R    | 6:00- 6:50P   | BUNCHE 2181   |                | 17       |    |       | 0.0   |
|                |                      | Y       | 324-121-210 | DIS      | 1J  |     |     | R    | 6:00- 6:50P   | BUNCHE 3157   |                | 17       |    |       | 0.0   |
|                |                      | Y       | 324-121-211 | DIS      | 1K  |     |     | F    | 9:00- 9:50A   | BUNCHE 2168   |                | 17       |    |       | 0.0   |
|                |                      | Y       | 324-121-212 | DIS      | 1L  |     |     | F    | 9:00- 9:50A   | BUNCHE 3117   |                | 17       |    |       | 0.0   |
|                |                      | Y       | 324-121-213 | DIS      | 1M  |     |     | F    | 10:00- 10:50A | PUB AFF 2319  |                | 17       |    |       | 0.0   |
|                |                      | Y       | 324-121-214 | DIS      | 1N  |     |     | F    | 11:00- 11:50A | HUMANTS A26   |                | 17       |    |       | 0.0   |
|                |                      | Y       | 324-121-215 | DIS      | 1O  |     |     | F    | 12:00- 12:50P | PUB AFF 2319  |                | 17       |    |       | 0.0   |
|                |                      | Y       | 324-121-216 | DIS      | 1P  |     |     | F    | 12:00- 12:50P | BUNCHE 2168   |                | 17       |    |       | 0.0   |
|                |                      | Y       | 324-121-217 | DIS      | 1Q  |     |     | F    | 12:00- 12:50P | BUNCHE 3157   |                | 17       |    |       | 0.0   |
|                |                      | Y       | 324-121-218 | DIS      | 1R  |     |     | F    | 12:00- 12:50P | PUB AFF 1278  |                | 17       |    |       | 0.0   |
| 50             | INTRO-COMPRTV PLTCS  | Y       | -----       | LEC      | 1   |     |     | MW   | 12:00- 1:50P  | DODD 147      | THIES, M.F.    | 204      | 05 | SO    | 5.0   |
|                |                      | Y       | 324-141-201 | DIS      | 1A  |     |     | W    | 2:00- 2:50P   | BUNCHE 3117   |                | 17       |    |       | 0.0   |
|                |                      | Y       | 324-141-202 | DIS      | 1B  |     |     | W    | 2:00- 2:50P   | BUNCHE 3123   |                | 17       |    |       | 0.0   |
|                |                      | Y       | 324-141-203 | DIS      | 1C  |     |     | W    | 3:00- 3:50P   | BUNCHE 3157   |                | 17       |    |       | 0.0   |
|                |                      | Y       | 324-141-204 | DIS      | 1D  |     |     | W    | 3:00- 3:50P   | BUNCHE 3117   |                | 17       |    |       | 0.0   |
|                |                      | Y       | 324-141-205 | DIS      | 1E  |     |     | W    | 4:00- 4:50P   | BUNCHE 3143   |                | 17       |    |       | 0.0   |
|                |                      | Y       | 324-141-206 | DIS      | 1F  |     |     | W    | 4:00- 4:50P   | BUNCHE 3153   |                | 17       |    |       | 0.0   |
|                |                      | Y       | 324-141-207 | DIS      | 1G  |     |     | R    | 9:00- 9:50A   | BUNCHE 2160   |                | 17       |    |       | 0.0   |
|                |                      | Y       | 324-141-208 | DIS      | 1H  |     |     | R    | 9:00- 9:50A   | HAINES A28    |                | 17       |    |       | 0.0   |
|                |                      | Y       | 324-141-209 | DIS      | 1I  |     |     | R    | 10:00- 10:50A | BUNCHE 1221A  |                | 17       |    |       | 0.0   |
|                |                      | Y       | 324-141-210 | DIS      | 1J  |     |     | R    | 10:00- 10:50A | BUNCHE 3123   |                | 17       |    |       | 0.0   |
|                |                      | Y       | 324-141-211 | DIS      | 1K  |     |     | R    | 11:00- 11:50A | BUNCHE 3123   |                | 17       |    |       | 0.0   |
|                |                      | Y       | 324-141-212 | DIS      | 1L  |     |     | R    | 11:00- 11:50A | BUNCHE 1221A  |                | 17       |    |       | 0.0   |
| 113A           | PROB-20C POLIT THRY  | Y       | 24-365-200L | LEC      | 1   |     |     | TR   | 11:00- 12:50P | DODD 167      | ROCCO, R.A.    | 60       | 30 | SO    | 4.0   |
| 116B           | CNTNNTL PLTCL THGHT  | Y       | -----       | LEC      | 1   |     |     | TR   | 2:00- 3:15P   | BUNCHE 1209B  | DIENSTAG, J.F. | 102      | 15 | SO    | 4.0   |
|                |                      | Y       | 324-380-201 | DIS      | 1A  |     |     | R    | 3:00- 3:50P   | BUNCHE 2156   |                | 17       |    |       | 0.0   |
|                |                      | Y       | 324-380-202 | DIS      | 1B  |     |     | R    | 4:00- 4:50P   | BUNCHE 3156   |                | 17       |    |       | 0.0   |
|                |                      | Y       | 324-380-203 | DIS      | 1C  |     |     | R    | 5:00- 5:50P   | HAINES A6     |                | 17       |    |       | 0.0   |
|                |                      | Y       | 324-380-204 | DIS      | 1D  |     |     | F    | 9:00- 9:50A   | PUB AFF 1256  |                | 0        |    |       | 0.0   |
|                |                      | Y       | 324-380-205 | DIS      | 1E  |     |     | F    | 10:00- 10:50A | LAKRETZ 100   |                | 0        |    |       | 0.0   |
|                |                      | Y       | 324-380-206 | DIS      | 1F  |     |     | F    | 11:00- 11:50A | MS 3915H      |                | 0        |    |       | 0.0   |
| 120A           | FOREIGN RELATION-US  | Y       | -----       | LEC      | 1   |     |     | TR   | 11:00- 12:15P | HAINES A2     | LARSON, D.W.   | 102      | 13 | SO    | 4.0   |
|                |                      | Y       | 324-421-201 | DIS      | 1A  |     |     | R    | 3:00- 3:50P   | BOTANY 133    |                | 17       |    |       | 0.0   |
|                |                      | Y       | 324-421-202 | DIS      | 1B  |     |     | R    | 4:00- 4:50P   | PUB AFF 1270  |                | 17       |    |       | 0.0   |
|                |                      | Y       | 324-421-203 | DIS      | 1C  |     |     | R    | 5:00- 5:50P   | PUB AFF 1256  |                | 17       |    |       | 0.0   |
|                |                      | Y       | 324-421-204 | DIS      | 1D  |     |     | F    | 9:00- 9:50A   | PUB AFF 2317  |                | 17       |    |       | 0.0   |
|                |                      | Y       | 324-421-205 | DIS      | 1E  |     |     | F    | 11:00- 11:50A | LAKRETZ 100   |                | 17       |    |       | 0.0   |
|                |                      | Y       | 324-421-206 | DIS      | 1F  |     |     | F    | 1:00- 1:50P   | BUNCHE A152   |                | 17       |    |       | 0.0   |
| 124A           | INTL POLITICAL ECON  | Y       | -----       | LEC      | 1   |     |     | MW   | 10:00- 11:50A | PUB AFF 1246  | ROGOWSKI, R.L. | 102      | 03 | SO    | 4.0   |
|                |                      | Y       | 324-424-201 | DIS      | 1A  |     |     | R    | 11:00- 11:50A | MS 3915A      |                | 17       |    |       | 0.0   |
|                |                      | Y       | 324-424-202 | DIS      | 1B  |     |     | R    | 12:00- 12:50P | BUNCHE 3164   |                | 17       |    |       | 0.0   |
|                |                      | Y       | 324-424-203 | DIS      | 1C  |     |     | R    | 1:00- 1:50P   | BUNCHE 2178   |                | 17       |    |       | 0.0   |
|                |                      | Y       | 324-424-204 | DIS      | 1D  |     |     | F    | 12:00- 12:50P | BUNCHE 3143   |                | 17       |    |       | 0.0   |
|                |                      | Y       | 324-424-205 | DIS      | 1E  |     |     | F    | 1:00- 1:50P   | BUNCHE 3156   |                | 17       |    |       | 0.0   |
|                |                      | Y       | 324-424-206 | DIS      | 1F  |     |     | F    | 2:00- 2:50P   | BUNCHE 3117   |                | 17       |    |       | 0.0   |
| 125A           | ARMS CNTRL&INT SCRT  | Y       | 24-449-200L | LEC      | 1   |     |     | TR   | 12:30- 1:45P  | HAINES 39     | O'NEILL, B.    | 350      | 14 | SO    | 4.0   |
| 132A           | INTRNTL REL-MIDEAST  | Y       | -----       | LEC      | 1   |     |     | TR   | 9:00- 10:50A  | ROYCE 362     | BINDER, L.     | 102      | 12 | SO    | 4.0   |
|                |                      | Y       | 324-451-201 | DIS      | 1A  |     |     | R    | 11:00- 11:50A | PUB AFF 1278  |                | 17       |    |       | 0.0   |
|                |                      | Y       | 324-451-202 | DIS      | 1B  |     |     | R    | 12:00- 12:50P | BUNCHE 3153   |                | 17       |    |       | 0.0   |
|                |                      | Y       | 324-451-203 | DIS      | 1C  |     |     | R    | 1:00- 1:50P   | BUNCHE 3143   |                | 17       |    |       | 0.0   |
|                |                      | Y       | 324-451-204 | DIS      | 1D  |     |     | F    | 9:00- 9:50A   | BUNCHE 3170   |                | 17       |    |       | 0.0   |
|                |                      | Y       | 324-451-205 | DIS      | 1E  |     |     | F    | 10:00- 10:50A | BUNCHE 2156   |                | 17       |    |       | 0.0   |
|                |                      | Y       | 324-451-206 | DIS      | 1F  |     |     | F    | 11:00- 11:50A | BUNCHE 1221A  |                | 17       |    |       | 0.0   |
| 137A           | INTRNAT RELAT THEOR  | Y       | -----       | LEC      | 1   |     |     | TR   | 9:30- 10:45A  | PUB AFF 1246  | STEIN, A.A.    | 60       | 12 | SO    | 4.0   |
|                |                      | Y       | 324-481-201 | DIS      | 1A  |     |     | R    | 1:00- 1:50P   | BUNCHE A152   |                | 20       |    |       | 0.0   |
|                |                      | Y       | 324-481-202 | DIS      | 1B  |     |     | R    | 2:00- 2:50P   | ROLFE 3105    |                | 20       |    |       | 0.0   |
|                |                      | Y       | 324-481-203 | DIS      | 1C  |     |     | R    | 3:00- 3:50P   | ROLFE 3105    |                | 20       |    |       | 0.0   |
| 139            | SPC STDS-INTNTL REL  | Y       | 24-499-200L | LEC      | 1   |     |     | MWF  | 11:00- 11:50A | HUMANTS 169   | AYELE, N.      | 75       | 04 | SO    | 4.0   |
|                |                      | Y       | 24-537-200L | LEC      | 1   |     |     | MW   | 2:00- 3:15P   | BUNCHE 1209B  | SEARS, D.O.    | 60       | 07 | SO    | 4.0   |
| M141A          | POLITICAL PSYCHOLGY  | Y       | 24-537-200L | LEC      | 1   |     |     | MW   | 2:00- 3:15P   | BUNCHE 1209B  | SEARS, D.O.    | 60       | 07 | SO    | 4.0   |
|                |                      | Y       | 24-566-200L | LEC      | 1   |     |     | W    | 6:00- 8:50P   | OFF CAM       | DESVEAUX, J.A. | 25       | 30 | SO    | 4.0   |
| 146B           | BURCRACY&PUBLC MGMTY | Y       | 24-566-200L | LEC      | 1   |     |     | W    | 6:00- 8:50P   | OFF CAM       | DESVEAUX, J.A. | 25       | 30 | SO    | 4.0   |
| 151C           | TOPICS-AFRICN PLTCS  | Y       | 24-595-200L | LEC      | 1   |     |     | MW   | 11:00- 12:50P | BOTANY 325    | KELLER, E.     | 60       | 04 | LG    | 4.0   |
| M154C          | BLACK EXPR-LATIN AM  | Y       | -----       | LEC      | 1   |     |     | TR   | 9:30- 11:20A  | ROYCE 190     | SAWYER, M.Q.   | 60       | 12 | SO    | 4.0   |
|                |                      | Y       | 324-607-201 | DIS      | 1A  |     |     | R    | 1:00- 1:50P   | MS 5217       |                | 10       |    |       | 0.0   |
|                |                      | Y       | 324-607-202 | DIS      | 1B  |     |     | R    | 4:00- 4:50P   | PUB AFF 1284  |                | 10       |    |       | 0.0   |
|                |                      | Y       | 324-607-203 | DIS      | 1C  |     |     | R    | 5:00- 5:50P   | HAINES A82    |                | 10       |    |       | 0.0   |
|                |                      | Y       | 324-607-204 | DIS      | 1D  |     |     | R    | 6:00- 6:50P   | HAINES 122    |                | 10       |    |       | 0.0   |
|                |                      | Y       | 324-607-205 | DIS      | 1E  |     |     | F    | 9:00- 9:50A   | PUB AFF 1270  |                | 10       |    |       | 0.0   |
|                |                      | Y       | 324-607-206 | DIS      | 1F  |     |     | F    | 1:00- 1:50P   | PUB AFF 2284  |                | 10       |    |       | 0.0   |



| CATALOG NUMBER  | COURSE TITLE         | ENF REQ IM | ID NUMBER   | CLS TYP  | SEC | FEE   | DAYS | TIME          | BUILDING/ ROOM | INSTRUCTOR      | ENRL CAP | GD XC | TP | UNITS |
|---|----------------------|------------|-------------|--|-----|-------|------|---------------|----------------|-----------------|----------|-------|----|-------|
| Psychology 100B is limited to sophomore/junior/senior premajors. For Psychology 100B, the Psychology Department will cancel your enrollment in the class and from the wait list if you do not attend the first week of your ASSIGNED laboratory section.  |                      |            |             |  |     |       |      |               |                |                 |          |       |    |       |
| 100B  | RESEARCH METH-PSYCH  | N Y        | -----       | LEC 1  |     |       | M    | 1:00- 2:50P   | HUMANTS A51    | FIRSTENBERG, I. | 100      | 30    | SO | 6.0   |
|   |                      |            |             | RESTRICT: PREPSY,PRECOCG,PREPSYBIO,LIN&PSY,AFRO,SOPHOMORES AND ABOVE |     |       |      |               |                |                 |          |       |    |       |
|   |                      | N          | 328-305-201 | LAB 1A   |     |       | TR   | 10:00- 11:50A | FRANZ 3435     |                 | 10       |       |    | 0.0   |
|   |                      | N          | 328-305-202 | LAB 1B   |     |       | TR   | 12:00- 1:50P  | FRANZ 3435     |                 | 10       |       |    | 0.0   |
|   |                      | N          | 328-305-203 | LAB 1C   |     |       | TR   | 2:00- 3:50P   | FRANZ 3435     |                 | 10       |       |    | 0.0   |
|   |                      | N          | 328-305-204 | LAB 1D   |     |       | WF   | 10:00- 11:50A | FRANZ 2527     |                 | 10       |       |    | 0.0   |
|   |                      | N          | 328-305-205 | LAB 1E   |     |       | WF   | 12:00- 1:50P  | FRANZ 2527     |                 | 10       |       |    | 0.0   |
|   |                      | N          | 328-305-206 | LAB 1F   |     |       | TR   | 9:00- 10:50A  | FRANZ 2527     |                 | 10       |       |    | 0.0   |
|   |                      | N          | 328-305-207 | LAB 1G   |     |       | TR   | 11:00- 12:50P | FRANZ 2527     |                 | 10       |       |    | 0.0   |
|   |                      | N          | 328-305-208 | LAB 1H   |     |       | TR   | 1:00- 2:50P   | FRANZ 2527     |                 | 10       |       |    | 0.0   |
|   |                      | N          | 328-305-209 | LAB 1I   |     |       | TR   | 3:00- 4:50P   | FRANZ 2527     |                 | 10       |       |    | 0.0   |
|   |                      | N          | 328-305-210 | LAB 1J   |     |       | WF   | 1:00- 2:50P   | FRANZ 3435     |                 | 10       |       |    | 0.0   |
|   |                      | N          | 328-305-211 | LAB 1K   |     |       | TBA  |               |                |                 | 0        |       |    | 0.0   |
| Psychology 101 is limited to senior departmental majors on the priority and first enrollment passes. Junior departmental majors may enroll on the second pass, space permitting.  |                      |            |             |  |     |       |      |               |                |                 |          |       |    |       |
| 101   | GENERAL PSYCH LAB    | N Y        | -----       | LEC 1  |     |       | W    | 11:00- 11:50A | FRANZ 3534     | MCAULIFFE, S.P. | 25       | 30    | LG | 4.0   |
|   |                      |            |             | RESTRICT: PSYCH, PSYCHOBIOLOGY, COGNITIVE SCI, SENIORS AND ABOVE     |     |       |      |               |                |                 |          |       |    |       |
|   |                      | N          | 28-307-201L | LAB 1A   |     |       | W    | 1:00- 3:50P   | FRANZ 3312     | MCAULIFFE, S.P. | 25       |       |    | 0.0   |
| Psychology 110 is limited to junior/senior departmental majors on the priority and first enrollment passes. Junior/senior departmental premajors and Neuroscience majors may enroll on the second pass. Any sophomore/junior/senior may enroll beginning July 8, 2010, space permitting. For Psychology 110, you must attend the discussion section in which you are enrolled. Discussion sections do not meet every week. Check your course syllabus for details.  |                      |            |             |  |     |       |      |               |                |                 |          |       |    |       |
| 110   | FUND OF LEARNING     | N Y        | -----       | LEC 1  |     |       | TR   | 2:00- 3:15P   | WGYOUNG CS76   | BLAISDELL, A.P. | 180      | 15    | SO | 4.0   |
|   |                      |            |             | RESTRICT: JUNIORS AND ABOVE, PSYCH, PSYCHOBIOLOGY, COGNITIVE SCI     |     |       |      |               |                |                 |          |       |    |       |
|   |                      | N          | 328-336-201 | DIS 1A   |     |       | M    | 10:00- 10:50A | FRANZ 1571     |                 | 15       |       |    | 0.0   |
|   |                      | N          | 328-336-202 | DIS 1B   |     |       | M    | 11:00- 11:50A | FRANZ 1571     |                 | 15       |       |    | 0.0   |
|   |                      | N          | 328-336-203 | DIS 1C   |     |       | M    | 1:00- 1:50P   | FRANZ 3435     |                 | 15       |       |    | 0.0   |
|   |                      | N          | 328-336-204 | DIS 1D   |     |       | M    | 2:00- 2:50P   | FRANZ 3435     |                 | 15       |       |    | 0.0   |
|   |                      | N          | 328-336-205 | DIS 1E   |     |       | T    | 8:00- 8:50A   | FRANZ A279     |                 | 15       |       |    | 0.0   |
|   |                      | N          | 328-336-206 | DIS 1F   |     |       | T    | 9:00- 9:50A   | FRANZ A279     |                 | 15       |       |    | 0.0   |
|   |                      | N          | 328-336-207 | DIS 1G   |     |       | W    | 12:00- 12:50P | FRANZ 1571     |                 | 15       |       |    | 0.0   |
|   |                      | N          | 328-336-208 | DIS 1H   |     |       | W    | 1:00- 1:50P   | FRANZ 1571     |                 | 15       |       |    | 0.0   |
|   |                      | N          | 328-336-209 | DIS 1I   |     |       | R    | 3:30- 4:20P   | FRANZ 1571     |                 | 15       |       |    | 0.0   |
|   |                      | N          | 328-336-210 | DIS 1J   |     |       | R    | 4:30- 5:20P   | FRANZ 1571     |                 | 15       |       |    | 0.0   |
|   |                      | N          | 328-336-211 | DIS 1K   |     |       | F    | 10:00- 10:50A | FRANZ A279     |                 | 15       |       |    | 0.0   |
|   |                      | N          | 328-336-212 | DIS 1L   |     |       | F    | 11:00- 11:50A | FRANZ A279     |                 | 15       |       |    | 0.0   |
| Psychology 115 is limited to junior/senior departmental majors on the priority and first enrollment passes. Junior/senior departmental premajors, Linguistics and Psychology and Neuroscience majors, and Cognitive Science minors may enroll beginning July 8, 2010, space permitting. For Psychology 115, you must attend the discussion section in which you are enrolled. Discussion sections do not meet every week. Check your course syllabus for details.   |                      |            |             |  |     |       |      |               |                |                 |          |       |    |       |
| 115   | BEHAVIORAL NEUROSCI  | N Y        | -----       | LEC 1  |     |       | MWF  | 1:00- 1:50P   | FRANZ 1178     | SCHEIN, S.      | 180      | 06    | SO | 4.0   |
|   |                      |            |             | RESTRICT: JUNIORS AND ABOVE, PSYCH, PSYCHOBIOLOGY, COGNITIVE SCI     |     |       |      |               |                |                 |          |       |    |       |
|   |                      | N          | 328-350-201 | DIS 1A   |     |       | T    | 3:00- 3:50P   | FRANZ 1571     |                 | 15       |       |    | 0.0   |
|   |                      | N          | 328-350-202 | DIS 1B   |     |       | T    | 4:00- 4:50P   | FRANZ 1571     |                 | 15       |       |    | 0.0   |
|   |                      | N          | 328-350-203 | DIS 1C   |     |       | W    | 8:00- 8:50A   | FRANZ 1571     |                 | 15       |       |    | 0.0   |
|   |                      | N          | 328-350-204 | DIS 1D   |     |       | W    | 9:00- 9:50A   | FRANZ 1571     |                 | 15       |       |    | 0.0   |
|   |                      | N          | 328-350-205 | DIS 1E   |     |       | W    | 11:00- 11:50A | FRANZ 3435     |                 | 15       |       |    | 0.0   |
|   |                      | N          | 328-350-206 | DIS 1F   |     |       | W    | 12:00- 12:50P | FRANZ 3435     |                 | 15       |       |    | 0.0   |
|   |                      | N          | 328-350-207 | DIS 1G   |     |       | W    | 2:00- 2:50P   | FRANZ 1571     |                 | 15       |       |    | 0.0   |
|   |                      | N          | 328-350-208 | DIS 1H   |     |       | W    | 3:00- 3:50P   | FRANZ 1571     |                 | 15       |       |    | 0.0   |
|   |                      | N          | 328-350-209 | DIS 1I   |     |       | R    | 9:00- 9:50A   | FRANZ 1571     |                 | 15       |       |    | 0.0   |
|   |                      | N          | 328-350-210 | DIS 1J   |     |       | R    | 10:00- 10:50A | FRANZ 1571     |                 | 15       |       |    | 0.0   |
|   |                      | N          | 328-350-211 | DIS 1K   |     |       | F    | 10:00- 10:50A | FRANZ 1571     |                 | 15       |       |    | 0.0   |
|   |                      | N          | 328-350-212 | DIS 1L   |     |       | F    | 11:00- 11:50A | FRANZ 1571     |                 | 15       |       |    | 0.0   |
| Psychology 116 is limited to senior Psychobiology majors on the priority and first enrollment passes. Junior/senior Psychobiology and Neuroscience majors may enroll on the second pass. Fall Quarter 2010 or Winter Quarter 2011 graduating seniors who are declared Psychobiology premajors may inquire about enrollment in 1531 Franz Hall when their second pass is active. Junior/senior Psychology majors and Psychobiology premajors may inquire about enrollment in 1531 Franz Hall beginning July 6, 2010, space permitting. |                      |            |             |  |     |       |      |               |                |                 |          |       |    |       |
| 116   | BEHAVR NEUROSCI LAB  | N Y        | -----       | LEC 1  |     | \$ 75 | F    | 10:00- 10:50A | BOELTER 3400   | GRISHAM, W.E.   | 120      | 30    | SO | 4.0   |
|   |                      |            |             | RESTRICT: PSYCHOBIOLOGY MAJORS, SENIORS AND ABOVE                    |     |       |      |               |                |                 |          |       |    |       |
|   |                      | N          | 328-357-201 | LAB 1A   |     |       | M    | 9:00- 11:50A  | FRANZ A456     | GRISHAM, W.E.   | 20       |       |    | 0.0   |
|   |                      | N          | 328-357-202 | LAB 1B   |     |       | M    | 1:00- 3:50P   | FRANZ A456     | GRISHAM, W.E.   | 20       |       |    | 0.0   |
|   |                      | N          | 328-357-203 | LAB 1C   |     |       | T    | 9:00- 11:50A  | FRANZ A456     | GRISHAM, W.E.   | 20       |       |    | 0.0   |
|   |                      | N          | 328-357-204 | LAB 1D   |     |       | T    | 2:00- 4:50P   | FRANZ A456     | GRISHAM, W.E.   | 20       |       |    | 0.0   |
|   |                      | N          | 328-357-205 | LAB 1E   |     |       | W    | 9:00- 11:50A  | FRANZ A456     | GRISHAM, W.E.   | 20       |       |    | 0.0   |
|   |                      | N          | 328-357-206 | LAB 1F   |     |       | W    | 1:00- 3:50P   | FRANZ A456     | GRISHAM, W.E.   | 20       |       |    | 0.0   |
| For Psychology M117A, there will be two evening midterm examinations from 7 to 9 p.m. on the following Mondays: October 18 and November 8, 2010.  |                      |            |             |  |     |       |      |               |                |                 |          |       |    |       |
| M117A   | CELL&SSTMS NEUROSCI  | N          | -----       | LEC 1  |     |       | TR   | 2:00- 3:50P   | WGYOUNG CS24   | PIRI, N.        | 16       | 15    | SO | 5.0   |
|   |                      |            |             | SAME AS: MCD BIO M175A, NEUROSC M101A, PHYSICI M180A                 |     |       |      |               |                |                 |          |       |    |       |
|   |                      |            |             | RESTRICT: JUNIORS AND ABOVE  |     |       |      |               |                |                 |          |       |    |       |
|   |                      | N          | 328-331-201 | DIS 1A   |     |       | F    | 8:00- 9:20A   | GEOLOGY 6704   |                 | 2        |       |    | 0.0   |
|   |                      | N          | 328-331-202 | DIS 1B   |     |       | F    | 9:30- 10:50A  | GEOLOGY 6704   |                 | 2        |       |    | 0.0   |
|   |                      | N          | 328-331-203 | DIS 1C   |     |       | F    | 11:00- 12:20P | GEOLOGY 6704   |                 | 2        |       |    | 0.0   |
|   |                      | N          | 328-331-204 | DIS 1D   |     |       | F    | 12:30- 1:50P  | GEOLOGY 6704   |                 | 2        |       |    | 0.0   |
|   |                      | N          | 328-331-205 | DIS 1E   |     |       | F    | 8:00- 9:20A   | GEOLOGY 4660   |                 | 2        |       |    | 0.0   |
|   |                      | N          | 328-331-206 | DIS 1F   |     |       | F    | 9:30- 10:50A  | GEOLOGY 4660   |                 | 2        |       |    | 0.0   |
|   |                      | N          | 328-331-207 | DIS 1G   |     |       | F    | 11:00- 12:20P | GEOLOGY 4660   |                 | 2        |       |    | 0.0   |
|   |                      | N          | 328-331-208 | DIS 1H   |     |       | F    | 12:30- 1:50P  | GEOLOGY 4660   |                 | 2        |       |    | 0.0   |
| Psychology 119G is limited to junior/senior Psychobiology and Cognitive Science majors on the priority and first enrollment passes. Junior/senior Psychology and Neuroscience majors and departmental premajors may enroll on the second pass, space permitting.  |                      |            |             |  |     |       |      |               |                |                 |          |       |    |       |
| 119G  | BRAIN&MIND&MOTN PIC  | N          | -----       | LEC 1  |     |       | F    | 2:00- 3:50P   | FRANZ 3534     | ZAIDEL, E.      | 25       | 30    | SO | 4.0   |
|   |                      |            |             | RESTRICT: JUNIORS AND ABOVE, PSYCHOBIOLOGY, COGNITIVE SCIENCE        |     |       |      |               |                |                 |          |       |    |       |
|   |                      | N          | 28-378-201L | DIS 1A   |     |       | W    | 2:00- 4:20P   | FRANZ A279     |                 | 25       |       |    | 0.0   |
| Psychology M119X is limited to senior Psychobiology and Cognitive Science majors on the priority and first enrollment passes. Any junior/senior may enroll on the second pass, space permitting.  |                      |            |             |  |     |       |      |               |                |                 |          |       |    |       |
| M119X   | BIO&BEH NEURO-AGING  | N          | 28-324-200L | LEC 1  |     |       | TR   | 11:00- 12:15P | FRANZ 1260     | BUTCHER, L.L.   | 80       | 13    | SO | 4.0   |
|   |                      |            |             | RESTRICT: JUNIORS AND ABOVE, PSYCHOBIOLOGY, COGNITIVE SCIENCE        |     |       |      |               |                |                 |          |       |    |       |
| Psychology 120B is limited to junior/senior departmental majors, Linguistics and Psychology majors, and Cognitive Science minors on the priority and first enrollment passes. Junior/senior premajors may enroll on the second pass. Any sophomore/junior/senior may enroll beginning July 8, 2010, space permitting. For Psychology 120B, you must attend the discussion section in which you are enrolled. Discussion sections do not meet every week. Check your course syllabus for details.                                      |                      |            |             |  |     |       |      |               |                |                 |          |       |    |       |
| 120B  | SENSATION&PERCPITION | N Y        | -----       | LEC 1  |     |       | MW   | 2:00- 3:15P   | DODD 147       | KELLMAN, P.     | 180      | 07    | SO | 4.0   |
|   |                      |            |             | RESTRICT: JUNIORS AND ABOVE, PSYC, PSYCBIO, LNG&PSY, COG SCI MNR&MJR |     |       |      |               |                |                 |          |       |    |       |
|   |                      | N          | 328-450-201 | DIS 1A   |     |       | M    | 8:00- 8:50A   | FRANZ 1571     |                 | 15       |       |    | 0.0   |
|   |                      | N          | 328-450-202 | DIS 1B   |     |       | M    | 9:00- 9:50A   | FRANZ 1571     |                 | 15       |       |    | 0.0   |
|   |                      | N          | 328-450-203 | DIS 1C   |     |       | M    | 1:00- 1:50P   | FRANZ 1571     |                 | 15       |       |    | 0.0   |
|   |                      | N          | 328-450-204 | DIS 1D   |     |       | W    | 9:00- 9:50A   | FRANZ 3435     |                 | 15       |       |    | 0.0   |

| CATALOG NUMBER   | COURSE TITLE          | ENF REQ | ID          | CLS NUMB    | TYP | SEC | FEE | DAYS | TIME          | BUILDING/ROOM | INSTRUCTOR         | ENRL CAP | XC | GD TP | UNITS |
|--|-----------------------|---------|-------------|-------------|-----|-----|-----|------|---------------|---------------|--------------------|----------|----|-------|-------|
|  |                       | N       | 328-450-205 | DIS         | 1E  |     |     | W    | 10:00- 10:50A | FRANZ 3435    |                    | 15       |    |       | 0.0   |
|  |                       | N       | 328-450-206 | DIS         | 1F  |     |     | W    | 1:00- 1:50P   | FRANZ A279    |                    | 15       |    |       | 0.0   |
|  |                       | N       | 328-450-207 | DIS         | 1G  |     |     | W    | 3:30- 4:20P   | FRANZ 3435    |                    | 15       |    |       | 0.0   |
|  |                       | N       | 328-450-208 | DIS         | 1H  |     |     | W    | 4:30- 5:20P   | FRANZ 3435    |                    | 15       |    |       | 0.0   |
|  |                       | N       | 328-450-209 | DIS         | 1I  |     |     | R    | 1:00- 1:50P   | FRANZ 1571    |                    | 15       |    |       | 0.0   |
|  |                       | N       | 328-450-210 | DIS         | 1J  |     |     | R    | 2:00- 2:50P   | FRANZ 1571    |                    | 15       |    |       | 0.0   |
|  |                       | N       | 328-450-211 | DIS         | 1K  |     |     | F    | 11:00- 11:50A | FRANZ 3435    |                    | 15       |    |       | 0.0   |
|  |                       | N       | 328-450-212 | DIS         | 1L  |     |     | F    | 12:00- 12:50P | FRANZ 3435    |                    | 15       |    |       | 0.0   |
| Psychology 215 is limited to senior departmental majors on the priority and first enrollment passes. Junior departmental majors may enroll on the second pass, space permitting.   |                       |         |             |             |     |     |     |      |               |               |                    |          |    |       |       |
| 121  | LAB-COGNITIVE PSYCH   | N       | 28-397-200L | LAB         | 1   |     |     | TR   | 11:00- 12:50P | FRANZ A258    | MACKAY, D.G.       | 12       | 30 | SO    | 4.0   |
| RESTRICT: PSYC, PSYCBIO, LNG&PSY, COG SCI MNR&MJR, SENIORS AND ABOVE   |                       |         |             |             |     |     |     |      |               |               |                    |          |    |       |       |
| 124E   | LANGUAGE&COGNITION    | N       | 28-404-200L | SEM         | 1   |     |     | TR   | 2:00- 3:15P   | FRANZ 3534    | MACKAY, D.G.       | 25       | 13 | SO    | 4.0   |
| Psychology 125A is limited to students in the Fernald Internship Program.  |                       |         |             |             |     |     |     |      |               |               |                    |          |    |       |       |
| 125A   | DEV PSYCHOPATHOLOGY   | N       | 28-438-200L | SEM         | 1   |     |     | TR   | 3:30- 4:45P   | FERNALD 100   | BAKER, B.L.        | 13       | 30 | PN    | 4.0   |
| RESTRICT: DEPARTMENT CONSENT   |                       |         |             |             |     |     |     |      |               |               |                    |          |    |       |       |
| Psychology 126 is limited to senior departmental majors on the priority and first enrollment passes. Junior departmental majors may enroll on the second pass, space permitting.   |                       |         |             |             |     |     |     |      |               |               |                    |          |    |       |       |
| 126  | CLINICAL PSYCH LAB    | N       | 28-432-200L | LAB         | 1   |     |     | TR   | 10:00- 11:50A | FRANZ 3312    | YEE-BRADBURY, C.M. | 12       | 13 | LG    | 4.0   |
| RESTRICT: PSYCH, PSYCHOBIOLOGY, COGNITIVE SCI, SENIORS AND ABOVE   |                       |         |             |             |     |     |     |      |               |               |                    |          |    |       |       |
| Psychology 127B is limited to junior/senior departmental premajors and majors on the priority and first enrollment passes. Any sophomore/junior/senior may enroll on the second pass, space permitting.  |                       |         |             |             |     |     |     |      |               |               |                    |          |    |       |       |
| 127B   | ABN PSYCH-BIO BASES   | N       | 28-473-200L | LEC         | 1   |     |     | TR   | 9:30- 10:45A  | ROLFE 1200    | CANNON, T.D.       | 100      | 12 | SO    | 4.0   |
| RESTRICT: DEPARTMENT PREMAJORS AND MAJORS, JUNIORS AND ABOVE   |                       |         |             |             |     |     |     |      |               |               |                    |          |    |       |       |
| Psychology 127C is limited to junior/senior departmental premajors and majors on the priority and first enrollment passes. Any sophomore/junior/senior may enroll on the second pass, space permitting.  |                       |         |             |             |     |     |     |      |               |               |                    |          |    |       |       |
| 127C   | ABN PSYCH-DEVL PRTL   | N       | 28-318-200L | LEC         | 1   |     |     | TR   | 12:30- 1:45P  | FRANZ 1260    | CHORPITA, B.F.     | 100      | 14 | SO    | 4.0   |
| RESTRICT: DEPARTMENT PREMAJORS AND MAJORS, JUNIORS AND ABOVE   |                       |         |             |             |     |     |     |      |               |               |                    |          |    |       |       |
| Psychology 129E is limited to junior/senior departmental premajors and majors on the priority and first enrollment passes. Any sophomore/junior/senior may enroll on the second pass, space permitting.  |                       |         |             |             |     |     |     |      |               |               |                    |          |    |       |       |
| 129E   | HUMAN SEXUALITY       | N       | 28-424-200L | LEC         | 1   |     |     | TR   | 12:30- 1:45P  | WG YOUNG CS50 | ABRAMSON, P.R.     | 200      | 14 | SO    | 4.0   |
| RESTRICT: DEPARTMENT PREMAJORS AND MAJORS, JUNIORS AND ABOVE   |                       |         |             |             |     |     |     |      |               |               |                    |          |    |       |       |
| Psychology 130 is limited to junior/senior departmental premajors and majors on the priority and first enrollment passes. Any sophomore/junior/senior may enroll on the second pass, space permitting.   |                       |         |             |             |     |     |     |      |               |               |                    |          |    |       |       |
| 130  | DEVELOPMENTAL PSYCHN  | N       | -----       | LEC         | 1   |     |     | TR   | 9:30- 10:45A  | WG YOUNG CS24 | DELAFIELD, N.L.    | 120      | 12 | SO    | 4.0   |
| RESTRICT: JUNIORS AND ABOVE, PSYCH MAJOR&PREMAJORS&LNG-PSYCH&ADP   |                       |         |             |             |     |     |     |      |               |               |                    |          |    |       |       |
|  |                       | N       | 328-426-201 | DIS         | 1A  |     |     | M    | 9:00- 9:50A   | FRANZ 3435    |                    | 15       |    |       | 0.0   |
|  |                       | N       | 328-426-202 | DIS         | 1B  |     |     | M    | 10:00- 10:50A | FRANZ 3435    |                    | 15       |    |       | 0.0   |
|  |                       | N       | 328-426-203 | DIS         | 1C  |     |     | M    | 2:00- 2:50P   | FRANZ 1571    |                    | 15       |    |       | 0.0   |
|  |                       | N       | 328-426-204 | DIS         | 1D  |     |     | M    | 3:00- 3:50P   | FRANZ 1571    |                    | 15       |    |       | 0.0   |
|  |                       | N       | 328-426-205 | DIS         | 1E  |     |     | T    | 1:00- 1:50P   | FRANZ 1571    |                    | 15       |    |       | 0.0   |
|  |                       | N       | 328-426-206 | DIS         | 1F  |     |     | T    | 2:00- 2:50P   | FRANZ 1571    |                    | 15       |    |       | 0.0   |
|  |                       | N       | 328-426-207 | DIS         | 1G  |     |     | F    | 8:00- 8:50A   | FRANZ 1571    |                    | 15       |    |       | 0.0   |
|  |                       | N       | 328-426-208 | DIS         | 1H  |     |     | F    | 9:00- 9:50A   | FRANZ 1571    |                    | 15       |    |       | 0.0   |
| Psychology 131 is limited to senior departmental majors on the priority and first enrollment passes. Junior departmental majors may enroll on the second pass, space permitting.   |                       |         |             |             |     |     |     |      |               |               |                    |          |    |       |       |
| 131  | RSRCH-DVLP MNT PSYCHN | Y       | 28-431-200L | LAB         | 1   |     |     | TR   | 11:00- 12:50P | FRANZ 1571    | SANDHOFER, C.M.    | 12       | 30 | LG    | 4.0   |
| RESTRICT: PSYCH, PSYCHOBIOLOGY, COGNITIVE SCI, SENIORS AND ABOVE   |                       |         |             |             |     |     |     |      |               |               |                    |          |    |       |       |
| Psychology 134A is limited to students in the Applied Developmental Psychology minor.  |                       |         |             |             |     |     |     |      |               |               |                    |          |    |       |       |
| 134A   | INFNT&TODLR CARE&ED N | N       | 28-477-200L | LEC         | 1   |     |     | MW   | 8:00- 9:20A   | FRANZ A279    | GROSS, E.F.        | 36       | 01 | LG    | 4.0   |
| RESTRICT: DEPARTMENT CONSENT   |                       |         |             |             |     |     |     |      |               |               |                    |          |    |       |       |
| Psychology 134D is limited to students in the Applied Developmental Psychology minor.  |                       |         |             |             |     |     |     |      |               |               |                    |          |    |       |       |
| 134D   | FLD-APLD DVLP PSYCH   | N       | 28-480-200L | FLD         | 1   |     |     | VAR  |               |               | GROSS, E.F.        | 36       | 30 | PN    | 2.0   |
| RESTRICT: DEPARTMENT CONSENT   |                       |         |             |             |     |     |     |      |               |               |                    |          |    |       |       |
| Psychology 135 is limited to junior/senior departmental majors on the priority and first enrollment passes. Junior/senior premajors and Communication Studies majors may enroll on the second pass. Any sophomore/junior/senior may enroll on the second pass, space permitting. For Psychology 135, you must attend the discussion section in which you are enrolled. Discussion sections do not meet every week. Check your course syllabus for details. |                       |         |             |             |     |     |     |      |               |               |                    |          |    |       |       |
| 135  | SOCIAL PSYCHOLOGY     | N       | Y           | -----       | LEC | 1   |     | TR   | 12:30- 1:45P  | MOORE 100     | LIEBERMAN, M.D.    | 180      | 14 | SO    | 4.0   |
| RESTRICT: JUNIORS AND ABOVE, PSYCH, PSYCHOBIOLOGY, COGNITIVE SCI   |                       |         |             |             |     |     |     |      |               |               |                    |          |    |       |       |
|  |                       | N       | 328-466-201 | DIS         | 1A  |     |     | M    | 3:00- 3:50P   | FRANZ 3435    |                    | 15       |    |       | 0.0   |
|  |                       | N       | 328-466-202 | DIS         | 1B  |     |     | M    | 4:00- 4:50P   | FRANZ 3435    |                    | 15       |    |       | 0.0   |
|  |                       | N       | 328-466-203 | DIS         | 1C  |     |     | T    | 9:00- 9:50A   | FRANZ 1571    |                    | 15       |    |       | 0.0   |
|  |                       | N       | 328-466-204 | DIS         | 1D  |     |     | T    | 10:00- 10:50A | FRANZ 1571    |                    | 15       |    |       | 0.0   |
|  |                       | N       | 328-466-205 | DIS         | 1E  |     |     | W    | 10:00- 10:50A | FRANZ 1571    |                    | 15       |    |       | 0.0   |
|  |                       | N       | 328-466-206 | DIS         | 1F  |     |     | W    | 11:00- 11:50A | FRANZ 1571    |                    | 15       |    |       | 0.0   |
|  |                       | N       | 328-466-207 | DIS         | 1G  |     |     | R    | 8:00- 8:50A   | FRANZ 2288    |                    | 15       |    |       | 0.0   |
|  |                       | N       | 328-466-208 | DIS         | 1H  |     |     | R    | 9:00- 9:50A   | FRANZ 2288    |                    | 15       |    |       | 0.0   |
|  |                       | N       | 328-466-209 | DIS         | 1I  |     |     | F    | 9:00- 9:50A   | FRANZ 3435    |                    | 15       |    |       | 0.0   |
|  |                       | N       | 328-466-210 | DIS         | 1J  |     |     | F    | 10:00- 10:50A | FRANZ 3435    |                    | 15       |    |       | 0.0   |
|  |                       | N       | 328-466-211 | DIS         | 1K  |     |     | F    | 12:00- 12:50P | FRANZ 1571    |                    | 15       |    |       | 0.0   |
|  |                       | N       | 328-466-212 | DIS         | 1L  |     |     | F    | 1:00- 1:50P   | FRANZ 1571    |                    | 15       |    |       | 0.0   |
| Psychology 136A is limited to senior departmental majors on the priority and first enrollment passes. Junior departmental majors may enroll on the second pass, space permitting.  |                       |         |             |             |     |     |     |      |               |               |                    |          |    |       |       |
| 136A   | SOCIAL PSYCH LAB      | N       | Y           | 28-475-200L | LAB | 1   |     | MW   | 10:00- 12:20P | FRANZ A279    | EISENBERGER, N.I.  | 12       | 30 | SO    | 4.0   |
| RESTRICT: PSYCH, PSYCHOBIOLOGY, COGNITIVE SCI, SENIORS AND ABOVE   |                       |         |             |             |     |     |     |      |               |               |                    |          |    |       |       |
|  |                       | N       | Y           | 28-475-201L | LAB | 2   |     | TR   | 10:00- 12:20P | FRANZ A279    | GOFF, P.A.         | 12       | 30 | SO    | 4.0   |
| RESTRICT: PSYCH, PSYCHOBIOLOGY, COGNITIVE SCI, SENIORS AND ABOVE   |                       |         |             |             |     |     |     |      |               |               |                    |          |    |       |       |
|  |                       | N       | Y           | 28-475-202L | LAB | 3   |     | TR   | 1:30- 3:50P   | FRANZ A279    | GOFF, P.A.         | 12       | 30 | SO    | 4.0   |
| RESTRICT: PSYCH, PSYCHOBIOLOGY, COGNITIVE SCI, SENIORS AND ABOVE   |                       |         |             |             |     |     |     |      |               |               |                    |          |    |       |       |
| Psychology 137A is limited to junior/senior departmental majors on the priority and first enrollment passes. Junior/senior nonmajors may enroll on the second pass, space permitting.  |                       |         |             |             |     |     |     |      |               |               |                    |          |    |       |       |
| 137A   | SPORT PSYCHOLOGY      | N       | 28-489-200L | LEC         | 1   |     |     | TR   | 11:00- 12:15P | FRANZ 3534    | SCANLAN, T.K.      | 30       | 13 | SO    | 4.0   |
| RESTRICT: JUNIORS AND ABOVE, PSYCH, PSYCHOBIOLOGY, COGNITIVE SCI   |                       |         |             |             |     |     |     |      |               |               |                    |          |    |       |       |
| Psychology M138 is limited to junior/senior departmental premajors and majors on the priority and first enrollment passes. Any sophomore/junior/senior may enroll on the second pass, space permitting.  |                       |         |             |             |     |     |     |      |               |               |                    |          |    |       |       |
| M138   | POLITICAL PSYCHOLGY   | N       | 28-505-200L | LEC         | 1   |     |     | MW   | 2:00- 3:15P   | BUNCHE 1209B  | SEARS, D.O.        | 50       | 07 | SO    | 4.0   |
| SAME AS: POL SCI M141A   |                       |         |             |             |     |     |     |      |               |               |                    |          |    |       |       |
| RESTRICT: DEPARTMENT PREMAJORS AND MAJORS, JUNIORS AND ABOVE   |                       |         |             |             |     |     |     |      |               |               |                    |          |    |       |       |
| Psychology 150 is limited to junior/senior departmental premajors and majors on the priority and first enrollment passes. Any sophomore/junior/senior may enroll on the second pass, space permitting.   |                       |         |             |             |     |     |     |      |               |               |                    |          |    |       |       |
| 150  | INTR-HEALTH PSYCH LGL | N       | 28-600-200L | LEC         | 1   |     |     | TR   | 8:00- 9:15A   | FRANZ 1178    | STANTON, A.L.      | 100      | 11 | SO    | 4.0   |
| RESTRICT: DEPARTMENT PREMAJORS AND MAJORS, JUNIORS AND ABOVE   |                       |         |             |             |     |     |     |      |               |               |                    |          |    |       |       |
| Psychology 161 is limited to junior/senior departmental premajors and majors on the priority and first enrollment passes. Junior/senior Psychology majors, departmental premajors and Applied Developmental Psychology minors may enroll on the second pass, space permitting.   |                       |         |             |             |     |     |     |      |               |               |                    |          |    |       |       |
| 161  | BEHAVR&BRAIN DVLPMTN  | N       | 28-580-200L | LEC         | 1   |     |     | TR   | 11:00- 12:15P | FOWLER A103B  | GALVAN, A.         | 0        | 13 | SO    | 4.0   |
| RESTRICT: JUNIORS AND ABOVE, PSYCH, PSYCHOBIOLOGY, COGNITIVE SCI   |                       |         |             |             |     |     |     |      |               |               |                    |          |    |       |       |
| 178  | HUMAN MOTIVATION      | N       | 28-634-200L | LEC         | 1   |     |     | TR   | 12:30- 1:45P  | PAB 1425      | WEINER, B.         | 150      | 14 | SO    | 4.0   |
| RESTRICT: JUNIORS AND ABOVE  |                       |         |             |             |     |     |     |      |               |               |                    |          |    |       |       |
| 185  | RESEARCH PRACTICUM    | N       | 28-811-201L | LAB         | 1   |     |     | VAR  |               |               | THE STAFF          | 0        | 30 | PN    | 3.0   |
| RESTRICT: DEPARTMENT CONSENT   |                       |         |             |             |     |     |     |      |               |               |                    |          |    |       |       |
|  |                       | N       | 28-811-202L | LAB         | 2   |     |     | VAR  |               |               | THE STAFF          | 0        | 30 | PN    | 3.0   |
| RESTRICT: DEPARTMENT CONSENT   |                       |         |             |             |     |     |     |      |               |               |                    |          |    |       |       |

| CATALOG NUMBER   | COURSE TITLE         | ENF REQ  | ID          | CLS NUMB | TYP | SEC | FEE | DAYS | TIME          | BUILDING/ROOM | INSTRUCTOR         | ENRL CAP | XC | GD TP | UNITS    |
|--|----------------------|--|-------------|----------|-----|-----|-----|------|---------------|---------------|--------------------|----------|----|-------|----------|
|  |                      | N  | 28-811-203L | LAB 3    |     |     |     | VAR  |               |               | THE STAFF          | 0        | 30 | PN    | 3.0      |
|  |                      | RESTRICT: DEPARTMENT CONSENT   |             |          |     |     |     |      |               |               |                    |          |    |       |          |
|  |                      | N  | 28-811-204L | LAB 4    |     |     |     | VAR  |               |               | THE STAFF          | 0        | 30 | PN    | 3.0      |
|  |                      | RESTRICT: DEPARTMENT CONSENT   |             |          |     |     |     |      |               |               |                    |          |    |       |          |
| Psychology 187B is limited to senior Cognitive Science majors, Linguistics and Psychology majors and Cognitive Science minors on the priority and first enrollment passes. Junior Cognitive Science majors, Linguistics and Psychology majors and Cognitive Science minors may enroll for the second pass space permitting. Fall Quarter 2010 thru Summer Quarter 2011 graduating seniors who are declared Cognitive Science pre-majors may inquire about enrollment in 531 Franz Hall when their second pass is active. |                      |  |             |          |     |     |     |      |               |               |                    |          |    |       |          |
| 186B   | COG SCI-NEURL NTRWK  | N  | 28-674-200L | LAB 1    |     |     |     | MWF  | 2:00- 3:15P   | FRANZ 3290    | LU, H.             | 12       | 30 | SO    | 4.0      |
|  |                      | RESTRICT: PSYC, PSYCBIO, LNG&PSY, COG SCI MNR&MJR, SENIORS AND ABOVE |             |          |     |     |     |      |               |               |                    |          |    |       |          |
| Psychology 187C is limited to junior/senior departmental pre-majors and majors on the priority and first enrollment passes. Any sophomore/junior/senior may enroll on the second pass, space permitting.   |                      |  |             |          |     |     |     |      |               |               |                    |          |    |       |          |
| 187C   | SEX AND LAW          | N  | 28-824-200L | LEC 1    |     |     |     | T    | 3:00- 5:50P   | KNSY PV 1220B | ABRAMSON, P.R.     | 80       | 15 | SO    | 4.0      |
|  |                      | RESTRICT: DEPARTMENT PREMAJORS AND MAJORS, JUNIORS AND ABOVE         |             |          |     |     |     |      |               |               |                    |          |    |       |          |
| 189  | ADV HONORS SEMINARS  | N  | 28-833-201L | SEM 1    |     |     |     | T    | 1:00- 1:50P   | FRANZ 3621C   | SCANLAN, T.K.      | 10       | 30 | SO    | 1.0      |
|  |                      | RESTRICT: INSTRUCTOR CONSENT   |             |          |     |     |     |      |               |               |                    |          |    |       |          |
| 191AH  | DEPT HONORS SEMINAR  | N  | 28-847-201L | SEM 1    |     |     |     | W    | 3:00- 4:50P   | FRANZ 2288    | EISENBERGER, N.I.  | 25       | 30 | LG    | 2.0      |
|  |                      | RESTRICT: DEPARTMENT CONSENT   |             |          |     |     |     |      |               |               |                    |          |    |       |          |
| 192  | EDUCATION PRACTICES  | N  | 28-690-201L | SEM 1    |     |     |     | VAR  |               |               | THE STAFF          | 0        | 30 | PN    | 4.0      |
|  |                      | RESTRICT: DEPARTMENT CONSENT   |             |          |     |     |     |      |               |               |                    |          |    |       |          |
|  |                      | N  | 28-690-202L | SEM 2    |     |     |     | VAR  |               |               | THE STAFF          | 0        | 30 | PN    | 4.0      |
|  |                      | RESTRICT: DEPARTMENT CONSENT   |             |          |     |     |     |      |               |               |                    |          |    |       |          |
| 194A   | INTERNSHIP SEMINAR   | N  | 28-864-201L | SEM 1    |     |     |     | F    | 9:00- 10:50A  | ROLFE 3106    |                    | 10       | 30 | PN    | 2.0      |
|  |                      | RESTRICT: DEPARTMENT CONSENT   |             |          |     |     |     |      |               |               |                    |          |    |       |          |
| 200B   | INSTRMNTL CONDITNNG  | N  | 28-009-200L | LEC 1    |     |     |     | WF   | 8:00- 9:50A   | FRANZ 6461    | STAHLMAN, W.D.     | 12       | 30 | SO    | 4.0      |
|  |                      | RESTRICT: PSYCHOLOGY GRADUATE STUDENTS                               |             |          |     |     |     |      |               |               |                    |          |    |       |          |
| 201  | LEARNING AND BEHAVR  | N  | 28-008-200L | DIS 1    |     |     |     | F    | 12:00- 1:20P  | FRANZ 6461    | FANSELOW, M.S.     | 10       | 30 | SU    | 1.0      |
|  |                      | RESTRICT: GRADUATE STUDENTS  |             |          |     |     |     |      |               |               |                    |          |    |       |          |
| 205M   | NEUROPSYCH-PERCEPTN  | N  | 28-057-200L | LEC 1    |     |     |     | TR   | 9:30- 10:45A  | FRANZ 6461    | KNOWLTON, B.       | 15       | 30 | LG    | 2.0      |
|  |                      | RESTRICT: PSYCHOLOGY GRADUATE STUDENTS                               |             |          |     |     |     |      |               |               |                    |          |    |       |          |
| 207A   | SEM-PHYSIO PSYCH     | N  | 28-043-200L | SEM 1    |     |     |     | TBA  |               |               | BLAIR, H.T.        | 12       | 30 | SO    | 4.0      |
|  |                      | RESTRICT: GRADUATE STUDENTS  |             |          |     |     |     |      |               |               |                    |          |    |       |          |
| 212  | RSCH LIT-PHYSL PSYC  | N  | 28-073-200L | LEC 1    |     |     |     | T    | 12:30- 1:45P  | FRANZ 8461C   | KRASNE, F.         | 15       | 30 | SU    | 1.0      |
|  |                      | RESTRICT: GRADUATE STUDENTS  |             |          |     |     |     |      |               |               |                    |          |    |       |          |
| 215B   | HUMAN PHYSIOLOGY     | N  | 28-092-200L | LEC 1    |     |     |     | TBA  |               |               | BOWER, J.E.        | 0        | 30 | LG    | 4.0      |
|  |                      | RESTRICT: PSYCHOLOGY GRADUATE STUDENTS                               |             |          |     |     |     |      |               |               |                    |          |    |       |          |
| For Psychology 220A, nonpsychology graduate students may contact the instructor about permission to enroll.  |                      |  |             |          |     |     |     |      |               |               |                    |          |    |       |          |
| 220A   | SOCIAL PSYCHOLOGY    | N  | 28-122-200L | LEC 1    |     |     |     | MW   | 1:00- 2:50P   | FRANZ 5461    | PEPLAU, L.A.       | 20       | 30 | SO    | 4.0      |
|  |                      | RESTRICT: INSTRUCTOR CONSENT   |             |          |     |     |     |      |               |               |                    |          |    |       |          |
| 225  | CRTCL PRBLM SOC PSY  | N  | 28-156-200L | SEM 1    |     |     |     | T    | 5:00- 7:50P   | FRANZ 5461    | GOFF, P.A.         | 15       | 30 | SO    | 4.0      |
|  |                      | RESTRICT: GRADUATE STUDENTS  |             |          |     |     |     |      |               |               |                    |          |    |       |          |
| 226A   | CRNT LIT-SOCL PSYCH  | N  | 28-157-200L | DIS 1    |     |     |     | R    | 12:00- 1:15P  | FRANZ 5461    | GOFF, P.A.         | 30       | 30 | SU    | 2.0      |
|  |                      | RESTRICT: PSYCHOLOGY GRADUATE STUDENTS                               |             |          |     |     |     |      |               |               |                    |          |    |       |          |
| 241  | DEVELOPMENTAL PSYCHN | N  | 28-231-200L | DIS 1    |     |     |     | M    | 11:45- 1:15P  | FRANZ 3534    | STIGLER, J.W.      | 25       | 30 | SU    | 1.0      |
|  |                      | RESTRICT: GRADUATE STUDENTS  |             |          |     |     |     |      |               |               |                    |          |    |       |          |
| 242F   | DVLPMT-LANG&CMMNCTN  | N  | 28-241-200L | LEC 1    |     |     |     | W    | 12:00- 2:50P  | FRANZ 2268    | SANDHOFER, C.M.    | 12       | 30 | SO    | 4.0      |
|  |                      | RESTRICT: GRADUATE STUDENTS  |             |          |     |     |     |      |               |               |                    |          |    |       |          |
| M248   | CULTURE&BRAIN&DEVLPN | N  | 28-290-200L | SEM 1    |     |     |     | T    | 12:15- 1:50P  | HAINES 352    | BARRETT, H.C.      | 10       | 30 | SU    | 1.0      |
|  |                      | SAME AS: APPLING M232, EDUC M285, NEURO M293                         |             |          |     |     |     |      |               |               |                    |          |    |       |          |
|  |                      | RESTRICT: GRADUATE STUDENTS  |             |          |     |     |     |      |               |               |                    |          |    |       |          |
| 250A   | ADV PSYCHO STATISTI  | N  | -----       | LEC 1    |     |     |     | MW   | 3:00- 4:15P   | FRANZ 3534    | LU, H.             | 42       | 08 | SO    | 4.0      |
|  |                      | RESTRICT: PSYCHOLOGY GRADUATE STUDENTS                               |             |          |     |     |     |      |               |               |                    |          |    |       |          |
|  |                      | N  | 728-300-201 | DIS 1A   |     |     |     | F    | 1:00- 1:50P   | FRANZ 3312    |                    | 22       |    |       | 0.0      |
|  |                      | N  | 728-300-202 | DIS 1B   |     |     |     | F    | 2:00- 2:50P   | FRANZ 3312    |                    | 22       |    |       | 0.0      |
| 262  | HUMAN LEARN&MEMORY   | N  | 28-374-200L | LEC 1    |     |     |     | MW   | 11:00- 12:15P | FRANZ 6461    | BJORK, R.A.        | 15       | 30 | SO    | 4.0      |
|  |                      | RESTRICT: PSYCHOLOGY GRADUATE STUDENTS                               |             |          |     |     |     |      |               |               |                    |          |    |       |          |
| Psychology 270A is limited to graduate students in clinical psychology.  |                      |  |             |          |     |     |     |      |               |               |                    |          |    |       |          |
| 270A   | FOUNDATN-CLIN PSYCH  | N  | 28-421-200L | LEC 1    |     |     |     | TR   | 9:30- 11:50A  | FRANZ 2220    | BRADBURY, T.       | 13       | 30 | SO    | 4.0      |
|  |                      | RESTRICT: PSYCHOLOGY GRADUATE STUDENTS                               |             |          |     |     |     |      |               |               |                    |          |    |       |          |
| Psychology 271A is limited to graduate students in clinical psychology.  |                      |  |             |          |     |     |     |      |               |               |                    |          |    |       |          |
| 271A   | CLNCL PSYCHO MTHDS   | N  | 28-426-200L | LAB 1    |     |     |     | T    | 1:00- 2:20P   | FRANZ 2220    | YEE-BRADBURY, C.M. | 13       | 30 | SU    | 2.0      |
|  |                      | RESTRICT: PSYCHOLOGY GRADUATE STUDENTS                               |             |          |     |     |     |      |               |               |                    |          |    |       |          |
| Psychology 271D is limited to graduate students in clinical psychology.  |                      |  |             |          |     |     |     |      |               |               |                    |          |    |       |          |
| 271D   | CLINICAL RESRCH LAB  | N  | 28-429-200L | LAB 1    |     |     |     | W    | 9:30- 11:20A  | FRANZ 2227    | YEE-BRADBURY, C.M. | 13       | 30 | SU    | 2.0      |
|  |                      | RESTRICT: PSYCHOLOGY GRADUATE STUDENTS                               |             |          |     |     |     |      |               |               |                    |          |    |       |          |
| Psychology 273A is limited to graduate students in clinical psychology.  |                      |  |             |          |     |     |     |      |               |               |                    |          |    |       |          |
| 273A   | PROF&ETHC-CLNC PSYCN | N  | 28-444-200L | LEC 1    |     |     |     | T    | 1:00- 2:50P   | FRANZ 2227    | WATERMAN, J.M.     | 10       | 30 | SO    | 2.0      |
|  |                      | RESTRICT: PSYCHOLOGY GRADUATE STUDENTS                               |             |          |     |     |     |      |               |               |                    |          |    |       |          |
| 289A   | CUR ISS-CLNCL PSYCH  | N  | 28-534-200L | DIS 1    |     |     |     | R    | 3:00- 3:50P   | FRANZ 2227    | MYERS, H.F.        | 15       | 30 |       | 1.0      |
|  |                      | RESTRICT: PSYCHOLOGY GRADUATE STUDENTS                               |             |          |     |     |     |      |               |               |                    |          |    |       |          |
| 298  | SPEC PROBLEMS-PSYCHN | N  | 28-590-200L | DIS 1    |     |     |     | T    | 10:00- 12:50P | FRANZ 3621C   | STANTON, A.L.      | 12       | 30 | SO    | 4.0      |
|  |                      | RESTRICT: GRADUATE STUDENTS  |             |          |     |     |     |      |               |               |                    |          |    |       |          |
| Psychology 298, discussion 1:  |                      |  |             |          |     |     |     |      |               |               |                    |          |    |       |          |
| Psychology 401 is limited to graduate students in clinical psychology.   |                      |  |             |          |     |     |     |      |               |               |                    |          |    |       |          |
| 401  | FLDWRK-CLINCL PSYCH  | N  | 28-601-201L | FLD 1    |     |     |     | VAR  |               |               | MYERS, H.F.        | 75       | 30 | SO    | 1.0-12.0 |
|  |                      | RESTRICT: PSYCHOLOGY GRADUATE STUDENTS                               |             |          |     |     |     |      |               |               |                    |          |    |       |          |
| Psychology 410A is limited to graduate students in clinical psychology.  |                      |  |             |          |     |     |     |      |               |               |                    |          |    |       |          |
| 410A   | CLIN TCHNG&SUPRVSN   | N  | 28-660-200L | CLI 1    |     |     |     | TBA  |               |               | WATERMAN, J.M.     | 8        | 30 | SO    | 4.0      |
|  |                      | RESTRICT: INSTRUCTOR CONSENT   |             |          |     |     |     |      |               |               |                    |          |    |       |          |
| 410D   | CLNCL ASSESS SPRVSN  | N  | 28-663-200L | CLI 1    |     |     |     | T    | 1:00- 1:50P   | FRANZ 2227    | MILLER, E.N.       | 20       | 30 | LG    | 2.0      |
|  |                      | RESTRICT: INSTRUCTOR CONSENT   |             |          |     |     |     |      |               |               |                    |          |    |       |          |
| For Psychology 425, undergraduates may enroll by PTE number. See instructor.   |                      |  |             |          |     |     |     |      |               |               |                    |          |    |       |          |
| 425  | HLTH PSYCH LECT SRS  | N  | 28-685-200L | LEC 1    |     |     |     | W    | 11:30- 12:50P | FRANZ 5461    | DUNKEL SCHETTER, C | 25       | 30 | SU    | 2.0      |
|  |                      | RESTRICT: PSYCHOLOGY GRADUATE STUDENTS                               |             |          |     |     |     |      |               |               |                    |          |    |       |          |
| Psychology 451 is limited to graduate students in clinical psychology.   |                      |  |             |          |     |     |     |      |               |               |                    |          |    |       |          |
| 451  | INTERNSHP-CLIN PSYCN | N  | 28-700-200L | FLD 1    |     |     |     | VAR  |               |               | MYERS, H.F.        | 20       | 30 | SU    | 6.0-12.0 |
|  |                      | RESTRICT: PSYCHOLOGY GRADUATE STUDENTS                               |             |          |     |     |     |      |               |               |                    |          |    |       |          |
| 495  | PRESEN-PSYCH MATERL  | N  | 28-793-200L | SEM 1    |     |     |     | W    | 5:00- 5:50P   | FRANZ         |                    | 21       | 30 | SU    | 4.0      |
|  |                      | RESTRICT: PSYCHOLOGY GRADUATE STUDENTS                               |             |          |     |     |     |      |               |               |                    |          |    |       |          |

**PUBLIC HEALTH**

|       |                     |                              |             |       |  |  |  |    |               |                |            |     |    |    |     |
|-------|---------------------|------------------------------|-------------|-------|--|--|--|----|---------------|----------------|------------|-----|----|----|-----|
| 150   | CONTEMP HLTH ISSUES | N                            | 30-588-200L | LEC 1 |  |  |  | MW | 10:00- 11:50A | HLTHSCI        | DETELS, R. | 150 | 03 | LG | 4.0 |
| M160A | AT-RISK POPULATIONS | N                            | 30-659-200L | LEC 1 |  |  |  | R  | 3:00- 5:50P   | HLTHSCI 23105A | ESDIN, J.  | 15  | 30 | SO | 4.0 |
|       |                     | SAME AS: MED M160A           |             |       |  |  |  |    |               |                |            |     |    |    |     |
|       |                     | RESTRICT: INSTRUCTOR CONSENT |             |       |  |  |  |    |               |                |            |     |    |    |     |



| CATALOG NUMBER       | COURSE TITLE  | ENF REQ | CLS ID   | NUMB | TYP | SEC | FEE | DAYS | TIME          | BUILDING/ROOM  | INSTRUCTOR       | ENRL CAP | XC | GD TP | UNITS |
|----------------------|---|---------|--|------|-----|-----|-----|------|---------------|----------------|------------------|----------|----|-------|-------|
| M160B                | AT-RISK POPULATIONS   | N       | 30-660-200L  | LEC  | 1   |     |     | R    | 6:00- 7:50P   | HLTHSCI 23105A | ESDIN, J.        | 15       | 30 | SO    | 4.0   |
|                      |   |         | SAME AS: MED M160B<br>RESTRICT: INSTRUCTOR CONSENT |      |     |     |     |      |               |                |                  |          |    |       |       |
| 299                  | STRAT-SUCCESS PHD   | N       | 30-596-201L  | SEM  | 1   |     |     | W    | 4:00- 5:50P   | PUB HLT 41268  | GODWIN, H.       | 45       | 30 | SU    | 2.0   |
|                      |   |         | RESTRICT: GRADUATE STUDENTS                        |      |     |     |     |      |               |                |                  |          |    |       |       |
| <b>PUBLIC POLICY</b> |   |         |  |      |     |     |     |      |               |                |                  |          |    |       |       |
| 10A                  | INTRO-PUBLIC POLICY   | Y       | 17-030-200L  | LEC  | 1   |     |     | MW   | 12:00- 1:20P  | HAINES A18     | STOLL, M.A.      | 140      | 30 | LG    | 4.0   |
| 19                   | FIAT LUX FRSHMN SEM   | Y       | 17-057-100L  | SEM  | 1   |     |     | M    | 9:00- 10:50A  | PUB AFF 4357B  | CARNESALE, A.    | 20       | 30 | PN    | 1.0   |
| 191A                 | TOPCS-PUBLIC POLICY   | Y       | 17-846-200L  | SEM  | 1   |     |     | W    | 1:00- 3:50P   | PUB AFF 4371B  | GREENFIELD, D.L. | 10       | 30 | SO    | 4.0   |
|                      | Public Policy 191A, seminar 1:  |         |  |      |     |     |     |      |               |                |                  |          |    |       |       |
| 201                  | MICROECON THEORY 1  | Y       | 17-846-201L  | SEM  | 2   |     |     | M    | 2:00- 4:50P   | PUB AFF 1264   | PANOFKY, A.L.    | 10       | 30 | SO    | 4.0   |
|                      |   | Y       | 17-006-200L  | LEC  | 1   |     |     | MW   | 10:30- 11:50A | PUB AFF 2250   | REBER, S.J.      | 60       | 03 | LG    | 4.0   |
|                      | RESTRICT: PUBLIC POLICY GRADUATE STUDENTS<br>For Public Policy 203, the day and time of the discussion section will be set after the first class meeting. |         |  |      |     |     |     |      |               |                |                  |          |    |       |       |
| 203                  | MTHDS-POLCY ANLYS 1   | Y       | 17-018-200L  | LEC  | 1   |     |     | MW   | 9:00- 10:20A  | PUB AFF 2250   | PHILLIPS, M.     | 60       | 02 | LG    | 4.0   |
|                      | RESTRICT: PUBLIC POLICY GRADUATE STUDENTS<br>For Public Policy 211, the day and time of the discussion section will be set after the first class meeting. |         |  |      |     |     |     |      |               |                |                  |          |    |       |       |
| 211                  | NORMATIVE ISSUES  | Y       | 17-067-200L  | LEC  | 1   |     |     | MW   | 10:30- 11:50A | DODD 167       | SABL, A.         | 60       | 30 | LG    | 4.0   |
|                      | RESTRICT: PUBLIC POLICY GRADUATE STUDENTS   |         |  |      |     |     |     |      |               |                |                  |          |    |       |       |
| M212                 | CHILD WELFARE PLCY  | Y       | 17-072-200L  | LEC  | 1   |     |     | R    | 2:00- 4:50P   | PUB AFF 1337   | BECERRA, R.      | 10       | 30 | SO    | 4.0   |
|                      | SAME AS: SOC WLF M290J<br>RESTRICT: PUBLIC POLICY GRADUATE STUDENTS   |         |  |      |     |     |     |      |               |                |                  |          |    |       |       |
| M213                 | MENTAL HEALTH PLCY  | Y       | 17-078-200L  | LEC  | 1   |     |     | R    | 2:00- 4:50P   | PUB AFF 1264   | COSTALES, P.     | 1        | 30 | SO    | 4.0   |
|                      | SAME AS: SOC WLF M290K<br>RESTRICT: PUBLIC POLICY GRADUATE STUDENTS   |         |  |      |     |     |     |      |               |                |                  |          |    |       |       |
| M214                 | POVRTY&WELFR REFORMY  | Y       | 17-084-200L  | LEC  | 1   |     |     | T    | 2:00- 4:50P   | PUB AFF 1284   | HASENFELD, Y.    | 10       | 30 | SO    | 4.0   |
|                      | SAME AS: SOC WLF M290L,URBN PL M246<br>RESTRICT: PUBLIC POLICY GRADUATE STUDENTS  |         |  |      |     |     |     |      |               |                |                  |          |    |       |       |
| M218                 | RSRCH DESIGN&METHDSY  | Y       | 17-108-200L  | LEC  | 1   |     |     | M    | 2:00- 4:50P   | PUB AFF 3343C  | PHILLIPS, M.     | 15       | 30 | LG    | 4.0   |
|                      | SAME AS: URBN PL M204<br>RESTRICT: PUBLIC POLICY GRADUATE STUDENTS  |         |  |      |     |     |     |      |               |                |                  |          |    |       |       |
| M223                 | TRNSPRTTN&ENVIRNMNTY  | Y       | 17-138-200L  | LEC  | 1   |     |     | R    | 2:00- 4:50P   | PUB AFF 2238   | WANG, R.         | 12       | 30 | LG    | 4.0   |
|                      | SAME AS: URBN PL M258<br>RESTRICT: PUBLIC POLICY GRADUATE STUDENTS  |         |  |      |     |     |     |      |               |                |                  |          |    |       |       |
| M224A                | GEOG INFO SYSTEMS   | Y       | 17-144-200L  | LEC  | 1   |     |     | T    | 5:00- 7:50P   | PUB AFF 1015A  |                  | 8        | 30 | LG    | 4.0   |
|                      | SAME AS: URBN PL M206A<br>RESTRICT: PUBLIC POLICY GRADUATE STUDENTS   |         |  |      |     |     |     |      |               |                |                  |          |    |       |       |
| 242                  | DEV&URBN&INDUS PLCYY  | Y       | 17-252-200L  | LEC  | 1   |     |     | W    | 2:00- 4:50P   | PUB AFF 3343C  | SCOTT, A.J.      | 20       | 30 | LG    | 4.0   |
|                      | RESTRICT: GRADUATE STUDENTS   |         |  |      |     |     |     |      |               |                |                  |          |    |       |       |
| M268                 | MICECNM THR-HL SECT   | Y       | 17-408-200L  | LEC  | 1   |     |     | MWF  | 8:00- 9:50A   | PUB HLT 51279  |                  | 5        | 30 | LG    | 4.0   |
|                      | SAME AS: HLT SER M236<br>RESTRICT: GRADUATE STUDENTS  |         |  |      |     |     |     |      |               |                |                  |          |    |       |       |
| M289A                | IMGRTN&RACE&ED-21 C   | Y       | 17-534-200L  | SEM  | 1   |     |     | T    | 5:00- 8:50P   | MOORE 3320     | ORFIELD, G.A.    | 5        | 30 |       | 4.0   |
|                      | SAME AS: EDUC M289A,POL SCI M287A,SOCIOL M290A<br>RESTRICT: GRADUATE STUDENTS   |         |  |      |     |     |     |      |               |                |                  |          |    |       |       |
| 290                  | TOPCS-PUBLIC POLICY   | Y       | 17-540-200L  | DIS  | 1   |     |     | T    | 2:00- 4:50P   | PUB AFF 3343C  | REBER, S.J.      | 25       | 30 | LG    | 4.0   |
|                      | RESTRICT: GRADUATE STUDENTS<br>Public Policy 290, discussion 1: Economics of Education Policy   |         |  |      |     |     |     |      |               |                |                  |          |    |       |       |
|                      |   | Y       | 17-540-201L  | DIS  | 2   |     |     | M    | 2:00- 4:50P   | PUB AFF 1264   | PANOFKY, A.L.    | 5        | 30 | LG    | 4.0   |
|                      | RESTRICT: GRADUATE STUDENTS<br>Public Policy 290, discussion 2: Science, Policy, and Expertise  |         |  |      |     |     |     |      |               |                |                  |          |    |       |       |
| 297C                 | PUBLIC POLICY ANLY  | Y       | 17-584-200L  | ACT  | 1   |     |     |      |               | UNSCHE         |                  | 0        | 30 | SU    | 2.0   |
|                      | RESTRICT: DEPARTMENT CONSENT  |         |  |      |     |     |     |      |               |                |                  |          |    |       |       |
| 298A                 | APPLD POLCY PRJCT 1   | Y       | 17-587-200L  | SEM  | 1   |     |     | M    | 9:00- 10:20A  | DODD 167       | KLEIMAN, M.A.    | 50       | 30 | SU    | 2.0   |
|                      | RESTRICT: PUBLIC POLICY GRADUATE STUDENTS   |         |  |      |     |     |     |      |               |                |                  |          |    |       |       |
| 298B                 | APPLD PLCY PROJ II  | Y       | 17-591-201L  | SEM  | 1   |     |     |      |               | UNSCHE         | KLEIMAN, M.A.    | 2        | 30 | LG    | 6.0   |
|                      | RESTRICT: GRADUATE STUDENTS   |         |  |      |     |     |     |      |               |                |                  |          |    |       |       |
|                      |   | Y       | 17-591-202L  | SEM  | 2   |     |     |      |               | UNSCHE         | JENSEN, R.       | 2        | 30 | LG    | 6.0   |
|                      | RESTRICT: GRADUATE STUDENTS   |         |  |      |     |     |     |      |               |                |                  |          |    |       |       |
|                      |   | Y       | 17-591-203L  | SEM  | 3   |     |     |      |               | UNSCHE         | PETERSON, M.A.   | 2        | 30 | LG    | 6.0   |
|                      | RESTRICT: GRADUATE STUDENTS   |         |  |      |     |     |     |      |               |                |                  |          |    |       |       |
| 298C                 | APPLD PLCY PROJ III   | Y       | 17-592-201L  | SEM  | 1   |     |     |      |               | UNSCHE         | JENSEN, R.       | 2        | 30 | LG    | 2.0   |
|                      | RESTRICT: GRADUATE STUDENTS   |         |  |      |     |     |     |      |               |                |                  |          |    |       |       |
|                      |   | Y       | 17-592-202L  | SEM  | 2   |     |     |      |               | UNSCHE         | JENSEN, R.       | 2        | 30 | LG    | 2.0   |
|                      | RESTRICT: GRADUATE STUDENTS   |         |  |      |     |     |     |      |               |                |                  |          |    |       |       |
|                      |   | Y       | 17-592-203L  | SEM  | 3   |     |     |      |               | UNSCHE         | PETERSON, M.A.   | 2        | 30 | LG    | 2.0   |
|                      | RESTRICT: GRADUATE STUDENTS   |         |  |      |     |     |     |      |               |                |                  |          |    |       |       |

**RELIGION, STUDY OF**

A per-unit Instructional Enhancement Fee is assessed on most L&S undergraduate nontutorial classes. See the Miscellaneous Fee Chart at <http://www.registrar.ucla.edu/fees/> for fee amounts.

|     |                     |   |             |     |   |  |  |   |             |         |            |    |    |    |     |
|-----|---------------------|---|-------------|-----|---|--|--|---|-------------|---------|------------|----|----|----|-----|
| 120 | ABRAHAMIC RELIGIONS | Y | 27-420-200L | LEC | 1 |  |  | R | 4:00- 6:50P | DODD 78 | KRAUSS, R. | 35 | 30 | LG | 4.0 |
|-----|---------------------|---|-------------|-----|---|--|--|---|-------------|---------|------------|----|----|----|-----|

**SCANDINAVIAN SECTION**

**Scandinavian**

A per-unit Instructional Enhancement Fee is assessed on most L&S undergraduate nontutorial classes. See the Miscellaneous Fee Chart at <http://www.registrar.ucla.edu/fees/> for fee amounts.

|    |                     |   |             |     |   |  |  |      |               |             |                   |    |    |    |     |
|----|---------------------|---|-------------|-----|---|--|--|------|---------------|-------------|-------------------|----|----|----|-----|
| 1  | ELEMENTARY SWEDISH  | Y | 18-003-200L | DIS | 1 |  |  | MTWR | 10:00- 10:50A | BUNCHE 3143 | TANGHERLINI, T.R. | 20 | 30 | SO | 4.0 |
| 4  | INTERMED SWEDISH    | Y | 18-012-200L | DIS | 1 |  |  | MW   | 2:00- 3:50P   | ROLFE 3131  | WILLSON, K.J.     | 10 | 07 | SO | 4.0 |
| 50 | INTRO-SCAN LIT&CLTR | Y | 18-149-200L | LEC | 1 |  |  | TR   | 12:30- 1:45P  | DODD 170    | WEN, P.J.         | 60 | 30 | SO | 5.0 |

For Scandinavian 50W, the department will cancel your enrollment if you do not attend at least one of the first two class meetings. After the first week of classes, wait-listed students may enroll only with permission of the instructor.

|      |                      |   |             |     |    |  |  |    |               |              |                |    |    |    |     |
|------|----------------------|---|-------------|-----|----|--|--|----|---------------|--------------|----------------|----|----|----|-----|
| 50W  | INTRO-SCAN LIT&CLTR  | Y | -----       | LEC | 1  |  |  | TR | 2:00- 2:50P   | ROYCE 160    | WILLSON, K.J.  | 40 | 30 | LG | 5.0 |
|      |                      | Y | 218-152-201 | DIS | 1A |  |  | TR | 3:00- 3:50P   | BOELTER 5280 |                | 20 |    |    | 0.0 |
|      |                      | Y | 218-152-202 | DIS | 1B |  |  | TR | 3:00- 3:50P   | ROYCE 160    |                | 20 |    |    | 0.0 |
| 132A | ELEMENTRY OLD NORSEY | Y | 18-493-200L | LEC | 1  |  |  | TR | 9:00- 10:50A  | ROLFE 3115   | WILLSON, K.J.  | 16 | 12 | SO | 4.0 |
| 141C | SHORT STORY-SCAND    | Y | 18-551-200L | SEM | 1  |  |  | TR | 11:00- 12:15P | GEOLOGY 4660 | WEN, P.J.      | 50 | 30 | SO | 4.0 |
| 143C | SCANDINVN CRIME LIT  | Y | 18-563-200L | SEM | 1  |  |  | TR | 2:00- 3:15P   | ROYCE 154    | WEN, P.J.      | 35 | 30 | SO | 4.0 |
| 156  | SCANDINAVN LIT-20 C  | Y | 18-636-200L | SEM | 1  |  |  | TR | 9:30- 10:45A  | ROYCE 162    | LUNDE, A.O.    | 30 | 12 | SO | 4.0 |
| 157  | CONTEMP NORDIC LIT   | Y | 18-642-200L | SEM | 1  |  |  | MW | 11:00- 12:50P | ROYCE 162    | ANDERSEN, C.E. | 30 | 04 | SO | 4.0 |
| 163A | INTRO-DANISH CINEMA  | Y | 18-678-200L | SEM | 1  |  |  | W  | 2:00- 4:50P   | ROLFE 3134   | LUNDE, A.O.    | 30 | 09 | SO | 4.0 |

| CATALOG NUMBER | COURSE TITLE        | ENF REQ | CLS ID      | NUMB | TYP | SEC | FEE | DAYS | TIME         | BUILDING/ROOM | INSTRUCTOR        | ENRL CAP | XC | GD TP | UNITS |
|----------------|---------------------|---------|-------------|------|-----|-----|-----|------|--------------|---------------|-------------------|----------|----|-------|-------|
| C180           | LIT&SCANDVN SOCIETY | Y       | 18-780-200L | SEM  | 1   |     |     | MW   | 9:00- 10:50A | BUNCHE 3170   | ANDERSEN, C.E.    | 30       | 02 | SO    | 4.0   |
| 187FL          | RDNGS-SCANDINAVIAN  | Y       | 18-826-200L | SEM  | 1   |     |     | VAR  |              |               | LUNDE, A.O.       | 0        | 30 | SO    | 2.0   |
|                |                     | Y       | 18-826-202L | SEM  | 2   |     |     | VAR  |              |               | SHIDELER, R.P.    | 0        | 30 | SO    | 2.0   |
|                |                     | Y       | 18-826-203L | SEM  | 3   |     |     | VAR  |              |               | TANGHERLINI, T.R. | 0        | 30 | SO    | 2.0   |
|                |                     | Y       | 18-826-204L | SEM  | 4   |     |     | VAR  |              |               | WEN, P.J.         | 0        | 30 | SO    | 2.0   |
|                |                     | Y       | 18-826-205L | SEM  | 5   |     |     | VAR  |              |               | WILLSON, K.J.     | 0        | 30 | SO    | 2.0   |

## SLAVIC LANGUAGES AND LITERATURES

### Central and East European Studies

A per-unit Instructional Enhancement Fee is assessed on most L&S undergraduate nontutorial classes. See the Miscellaneous Fee Chart at <http://www.registrar.ucla.edu/fees/> for fee amounts.

126 COLDWAR C EUR CULTR N 72-456-200L LEC 1 MW 2:00- 2:50P BUNCHE 1221A KOROSPECKYJ, R. 25 30 SO 4.0

### Czech

A per-unit Instructional Enhancement Fee is assessed on most L&S undergraduate nontutorial classes. See the Miscellaneous Fee Chart at <http://www.registrar.ucla.edu/fees/> for fee amounts.

102A ADVANCED CZECH Y 36-316-200L LEC 1 MF 12:00- 1:50P HUMANTS 311 KRESIN, S.C. 15 05 SO 4.0

### Hungarian

A per-unit Instructional Enhancement Fee is assessed on most L&S undergraduate nontutorial classes. See the Miscellaneous Fee Chart at <http://www.registrar.ucla.edu/fees/> for fee amounts.

187L ADV TUTORIAL INSTR Y 66-833-200L TUT 1 T 1:00- 2:20P ROLFE 3106 BORBELY, M. 10 30 SO 2.0

187M ADV TUTORIAL INSTR Y 66-834-200L TUT 1 T 3:00- 4:20P DODD 162 BORBELY, M. 10 30 SO 2.0

### Polish

A per-unit Instructional Enhancement Fee is assessed on most L&S undergraduate nontutorial classes. See the Miscellaneous Fee Chart at <http://www.registrar.ucla.edu/fees/> for fee amounts.

102A ADVANCED POLISH Y 39-312-200L LEC 1 MTWRF 9:00- 9:50A HUMANTS 311 KOROSPECKYJ, R. 15 30 SO 4.0

187G ADV TUTORIAL INSTR Y 39-828-200L TUT 1 R 4:30- 5:50P HUMANTS 311 CHODOROWSKA-PILCH, 10 30 SO 2.0

187I ADV TUTORIAL INSTR Y 39-829-200L TUT 1 R 6:00- 7:30P HUMANTS 311 CHODOROWSKA-PILCH, 10 30 SO 2.0

### Romanian

A per-unit Instructional Enhancement Fee is assessed on most L&S undergraduate nontutorial classes. See the Miscellaneous Fee Chart at <http://www.registrar.ucla.edu/fees/> for fee amounts.

187A ADV TUTORIAL INSTR Y 40-822-200L TUT 1 T 5:00- 6:30P HUMANTS 305 GALATEANU, G. 10 30 SO 2.0

187B ADV TUTORIAL INSTR Y 40-823-200L TUT 1 R 5:00- 6:30P HUMANTS 305 GALATEANU, G. 10 30 SO 2.0

### Russian

A per-unit Instructional Enhancement Fee is assessed on most L&S undergraduate nontutorial classes. See the Miscellaneous Fee Chart at <http://www.registrar.ucla.edu/fees/> for fee amounts. The language laboratory 27 Powell Library Building is open Monday thru Thursday 9a.m. to 6p.m., Friday 9a.m. to 6p.m., Saturday noon to 6p.m., Sunday 10p.m. The Russian Room 343 Humanities Building is available for additional help. Students who speak Russian but have difficulty reading and writing are advised to enroll in Russian 100A rather than Russian 1.

1 ELEMENTARY RUSSIAN Y 41-005-201L REC 1 MWF 10:00- 11:20A HUMANTS A32 26 09 SO 5.0

Y 41-005-202L REC 2 MWF 11:30- 12:50P HUMANTS A32 KUDYMA, A. 28 09 SO 5.0

Y 41-005-203L REC 3 MWF 1:00- 2:20P HUMANTS A32 KUDYMA, A. 26 09 SO 5.0

4 INTERMEDIATE RUSSIA Y 41-035-200L LEC 1 MWF 10:30- 11:50A ROLFE 3115 KUDYMA, A. 15 09 SO 5.0

25W RUSSIAN NOVEL-TRNSL Y ----- LEC 1 TR 9:30- 10:45A DODD 170 HEIM, M.H. 50 12 LG 5.0

Y 341-126-201 DIS 1A R 11:00- 11:50A ROYCE 160 25 0.0

Y 341-126-202 DIS 1B R 12:00- 12:50P ROYCE 156 25 0.0

100A LITERACY IN RUSSIAN Y 41-302-200L LEC 1 TR 12:30- 1:50P HUMANTS A32 KUDYMA, A. 25 09 SO 4.0

101A THIRD-YEAR RUSSIAN Y 41-313-200L REC 1 MW 10:00- 11:50A MS 5217 KRESIN, S.C. 25 09 SO 5.0

102A TOPICS-ADV RUSSIAN Y 41-325-200L LEC 1 MWF 12:00- 1:20P ROLFE 3131 KUDYMA, A. 10 09 SO 4.0

103A RUSSN NATL IDENTITY Y 41-333-200L LEC 1 MW 2:00- 3:20P DODD 161 KUDYMA, A. 10 30 SO 4.0

124C RUSSIAN LIT-CHEKHOV Y 41-438-200L LEC 1 TR 2:00- 3:15P HUMANTS A32 HEIM, M.H. 25 30 SO 4.0

213A RUS LIT-1890-1929 Y 41-084-200L LEC 1 MW 1:00- 2:15P ROLFE 3112 VROON, R.W. 15 30 SO 4.0

270 RUSSIAN POETICS Y 41-405-200L LEC 1 T 2:00- 4:50P HUMANTS 311 KLENIN, E.R. 10 30 SO 4.0

### Serbian/Croatian

A per-unit Instructional Enhancement Fee is assessed on most L&S undergraduate nontutorial classes. See the Miscellaneous Fee Chart at <http://www.registrar.ucla.edu/fees/> for fee amounts.

102A ADV SERBN/CROATIAN Y 33-312-200L LEC 1 MW 4:00- 5:30P HUMANTS A32 LEJKO-LACAN, V. 15 30 SO 4.0

187G ADV TUTORIAL INSTR Y 33-828-200L TUT 1 M 5:35- 6:55P HUMANTS A32 LEJKO-LACAN, V. 10 30 SO 2.0

187I ADV TUTORIAL INSTR Y 33-829-200L TUT 1 W 5:35- 6:55P HUMANTS A32 LEJKO-LACAN, V. 10 30 SO 2.0

### Slavic

A per-unit Instructional Enhancement Fee is assessed on most L&S undergraduate nontutorial classes. See the Miscellaneous Fee Chart at <http://www.registrar.ucla.edu/fees/> for fee amounts.

88 SEM-LIT AND CULTURE Y 34-250-200L SEM 1 TR 11:00- 12:15P HUMANTS 305 IVANOV, V. 20 30 LG 4.0

CM114 HERITAGE LANGUAGES Y 34-384-200L LEC 1 MW 2:00- 3:50P ROYCE 154 KAGAN, O. 10 30 SO 4.0

SAME AS: APPLING CM128

200A LITERARY PROSEMINAR Y 34-001-200L SEM 1 R 9:00- 11:30A HUMANTS 343 LENHOFF, G.D. 10 30 SU 4.0

CM214 HERITAGE LANGUAGES Y 34-084-200L LEC 1 MW 2:00- 3:50P ROYCE 154 KAGAN, O. 5 30 SO 4.0

SAME AS: APPLING CM228

### SOCIAL THOUGHT

A per-unit Instructional Enhancement Fee is assessed on most L&S undergraduate nontutorial classes. See the Miscellaneous Fee Chart at <http://www.registrar.ucla.edu/fees/> for fee amounts.

190A RESEARCH COLLOQ I N 15-840-200L SEM 1 UNSCHED PRAGER, J. 10 30 PN 2.0

RESTRICT: INSTRUCTOR CONSENT

### SOCIAL WELFARE

19 FIAT LUX FRSHMN SEM N 19-057-200L SEM 1 TBA 20 30 PN 1.0

RESTRICT: FIRST-YEAR FRESHMEN

Social Welfare 19, seminar 1:

M140 INTRO-STDY OF AGING N 19-540-200L LEC 1 TR 11:00- 12:15P DODD 170 BUTCHER, L.L. 20 13 SO 4.0

201A DYNAMIC-HUMAN BEHAVRN N 19-006-201L LEC 1 R 2:00- 4:50P PUB AFF 2343 CHUN-WETTERAU, S.L. 25 30 LG 3.0

RESTRICT: SOCIAL WELFARE MAJORS

N 19-006-202L LEC 2 R 2:00- 4:50P PUB AFF 3343C LAVINA, G.P. 25 30 LG 3.0

RESTRICT: SOCIAL WELFARE MAJORS

N 19-006-203L LEC 3 R 2:00- 4:50P PUB AFF 2355 CRUMPTON, J.M. 25 30 LG 3.0

RESTRICT: SOCIAL WELFARE MAJORS

N 19-006-204L LEC 4 R 2:00- 4:50P PUB AFF 4357B LEAP, J.J. 20 30 LG 3.0

RESTRICT: SOCIAL WELFARE MAJORS

N 19-006-205L LEC 5 R 2:00- 4:50P PUB AFF 20 30 LG 3.0

RESTRICT: SOCIAL WELFARE MAJORS

229A SCL WLFR SCHLRSHP 1 N 19-174-201L LEC 1 M 2:00- 4:50P PUB AFF 6223 JACKSON, A.R. 10 30 LG 4.0

RESTRICT: SOCIAL WELFARE MAJORS

| CATALOG NUMBER | COURSE TITLE                    | ENF REQ | ID          | CLS NUMB                           | TYP | SEC | FEE | DAYS | TIME         | BUILDING/ROOM | INSTRUCTOR       | ENRL CAP | GD XC | TP | UNITS |  |
|----------------|---------------------------------|---------|-------------|------------------------------------|-----|-----|-----|------|--------------|---------------|------------------|----------|-------|----|-------|--|
| 230A           | THRY-SOC WEL PRAC 1             | N       | 19-180-201L | LEC                                | 1   |     |     | R    | 9:00- 11:50A | PUB AFF 2355  | JACKSON, A.P.    | 20       | 30    | SO | 2.0   |  |
|                |                                 |         |             | RESTRICT: SOCIAL WELFARE MAJORS    |     |     |     |      |              |               |                  |          |       |    |       |  |
|                |                                 | N       | 19-180-202L | LEC                                | 2   |     |     | R    | 9:00- 11:50A | HAINES A6     | TALLEY, M.D.     | 20       | 30    | SO | 2.0   |  |
|                |                                 |         |             | RESTRICT: SOCIAL WELFARE MAJORS    |     |     |     |      |              |               |                  |          |       |    |       |  |
|                |                                 | N       | 19-180-203L | LEC                                | 3   |     |     | R    | 9:00- 11:50A | PUB AFF 2343  | LEAP, J.J.       | 20       | 30    | SO | 2.0   |  |
|                |                                 |         |             | RESTRICT: SOCIAL WELFARE MAJORS    |     |     |     |      |              |               |                  |          |       |    |       |  |
|                |                                 | N       | 19-180-204L | LEC                                | 4   |     |     | R    | 9:00- 11:50A | HUMANTS A68   | BRAUNER, T.E.    | 20       | 30    | SO | 2.0   |  |
|                |                                 |         |             | RESTRICT: SOCIAL WELFARE MAJORS    |     |     |     |      |              |               |                  |          |       |    |       |  |
|                |                                 | N       | 19-180-205L | LEC                                | 5   |     |     | R    | 9:00- 11:50A | PUB AFF       |                  | 20       | 30    | SO | 2.0   |  |
|                |                                 |         |             | RESTRICT: SOCIAL WELFARE MAJORS    |     |     |     |      |              |               |                  |          |       |    |       |  |
| 231A           | ADV-SOC WELF PRAC 4             | N       | 19-186-201L | LEC                                | 1   |     |     | T    | 9:00- 11:50A | PUB AFF 2343  | OLIVERI, M.K.    | 22       | 30    | SO | 4.0   |  |
|                |                                 |         |             | RESTRICT: SOCIAL WELFARE MAJORS    |     |     |     |      |              |               |                  |          |       |    |       |  |
|                |                                 | N       | 19-186-202L | LEC                                | 2   |     |     | T    | 9:00- 11:50A | PUB AFF 2355  | DAVIDYAN, R.     | 22       | 30    | SO | 4.0   |  |
|                |                                 |         |             | RESTRICT: SOCIAL WELFARE MAJORS    |     |     |     |      |              |               |                  |          |       |    |       |  |
|                |                                 | N       | 19-186-203L | LEC                                | 3   |     |     | T    | 9:00- 11:50A | PUB AFF 4320B |                  | 27       | 30    | SO | 4.0   |  |
|                |                                 |         |             | RESTRICT: SOCIAL WELFARE MAJORS    |     |     |     |      |              |               |                  |          |       |    |       |  |
| 231M           | ADV-SW PRAC-HEALTH              | N       | 19-198-200L | LEC                                | 1   |     |     | R    | 9:00- 11:50A | PUB AFF 4371B | FERGUSON, S.D.   | 30       | 30    | SO | 4.0   |  |
|                |                                 |         |             | RESTRICT: SOCIAL WELFARE MAJORS    |     |     |     |      |              |               |                  |          |       |    |       |  |
| 231P           | ADV-SW PRAC-GRNTLGY             | N       | 19-201-201L | LEC                                | 1   |     |     | R    | 9:00- 11:50A | PUB AFF 3343C | LEE, K.L.        | 30       | 30    | SO | 4.0   |  |
|                |                                 |         |             | RESTRICT: SOCIAL WELFARE MAJORS    |     |     |     |      |              |               |                  |          |       |    |       |  |
| 240A           | ORGS&COMNTYS&PLCY               | N       | 19-240-201L | LEC                                | 1   |     |     | T    | 9:00- 11:50A | PUB AFF 1256  | JOHNSON, M.      | 20       | 30    | LG | 3.0   |  |
|                |                                 |         |             | RESTRICT: SOCIAL WELFARE MAJORS    |     |     |     |      |              |               |                  |          |       |    |       |  |
|                |                                 | N       | 19-240-202L | LEC                                | 2   |     |     | T    | 9:00- 11:50A | PUB AFF 4357B | IGLEHART, A.P.   | 20       | 30    | LG | 3.0   |  |
|                |                                 |         |             | RESTRICT: SOCIAL WELFARE MAJORS    |     |     |     |      |              |               |                  |          |       |    |       |  |
|                |                                 | N       | 19-240-203L | LEC                                | 3   |     |     | T    | 9:00- 11:50A | PUB AFF 5391  | HUR, W.K.        | 20       | 30    | LG | 3.0   |  |
|                |                                 |         |             | RESTRICT: SOCIAL WELFARE MAJORS    |     |     |     |      |              |               |                  |          |       |    |       |  |
|                |                                 | N       | 19-240-204L | LEC                                | 4   |     |     | T    | 9:00- 11:50A | HUMANTS A68   |                  | 20       | 30    | LG | 3.0   |  |
|                |                                 |         |             | RESTRICT: SOCIAL WELFARE MAJORS    |     |     |     |      |              |               |                  |          |       |    |       |  |
|                |                                 | N       | 19-240-205L | LEC                                | 5   |     |     | TBA  |              |               |                  | 20       | 30    | LG | 3.0   |  |
|                |                                 |         |             | RESTRICT: SOCIAL WELFARE MAJORS    |     |     |     |      |              |               |                  |          |       |    |       |  |
| 241A           | ADV SOCL WLFR PRCTC             | N       | 19-246-200L | LEC                                | 1   |     |     | T    | 9:00- 11:50A | PUB AFF 1278  | FREISTHLER, B.J. | 30       | 30    | SO | 4.0   |  |
|                |                                 |         |             | RESTRICT: SOCIAL WELFARE MAJORS    |     |     |     |      |              |               |                  |          |       |    |       |  |
|                | Social Welfare 241A, lecture 1: |         |             |                                    |     |     |     |      |              |               |                  |          |       |    |       |  |
|                |                                 | N       | 19-246-202L | LEC                                | 2   |     |     | R    | 9:00- 11:50A | PUB AFF 4320B | JOHNSON, M.      | 20       | 30    | SO | 4.0   |  |
|                |                                 |         |             | RESTRICT: SOCIAL WELFARE MAJORS    |     |     |     |      |              |               |                  |          |       |    |       |  |
| 249A           | SCIENTIFC INQUIRY 1             | N       | 19-294-201L | LEC                                | 1   |     |     | W    | 9:00- 11:50A | PUB AFF 6223  | FRANKE, T.M.     | 12       | 30    | LG | 4.0   |  |
|                |                                 |         |             | RESTRICT: SOCIAL WELFARE MAJORS    |     |     |     |      |              |               |                  |          |       |    |       |  |
| 280            | SOC WELFARE RSRCH               | N       | 19-480-201L | LEC                                | 1   |     |     | T    | 2:00- 4:50P  | PUB AFF 1234  | FRANKE, T.M.     | 100      | 30    | SO | 3.0   |  |
|                |                                 |         |             | RESTRICT: SOCIAL WELFARE MAJORS    |     |     |     |      |              |               |                  |          |       |    |       |  |
| 285E           | RSRCH-GERONTOLOGY               | N       | 19-505-201L | LEC                                | 1   |     |     | R    | 2:00- 4:50P  | PUB AFF 1256  | BENJAMIN, A.E.   | 30       | 30    | LG | 4.0   |  |
|                |                                 |         |             | RESTRICT: SOCIAL WELFARE MAJORS    |     |     |     |      |              |               |                  |          |       |    |       |  |
| 285H           | PROGRAM EVAL RSRCH              | N       | 19-508-201L | LEC                                | 1   |     |     | T    | 2:00- 4:50P  | PUB AFF 4357B | MOON, A.         | 30       | 30    | LG | 4.0   |  |
|                |                                 |         |             | RESTRICT: SOCIAL WELFARE MAJORS    |     |     |     |      |              |               |                  |          |       |    |       |  |
| M290I          | CHLDRN-SPCL HLTH CR             | N       | 19-548-200L | LEC                                | 1   |     |     | R    | 1:00- 3:50P  | PUB HLT 71257 | SMITH, K.A.      | 0        | 30    | LG | 4.0   |  |
|                |                                 |         |             | SAME AS: COM HLT M420,HLT SER M420 |     |     |     |      |              |               |                  |          |       |    |       |  |
|                |                                 |         |             | RESTRICT: SOCIAL WELFARE MAJORS    |     |     |     |      |              |               |                  |          |       |    |       |  |
| M290J          | CHILD WELFARE PLCY              | N       | 19-549-200L | LEC                                | 1   |     |     | R    | 2:00- 4:50P  | PUB AFF 1337  | BECERRA, R.      | 40       | 30    | SO | 4.0   |  |
|                |                                 |         |             | SAME AS: PUB PLC M212              |     |     |     |      |              |               |                  |          |       |    |       |  |
|                |                                 |         |             | RESTRICT: SOCIAL WELFARE MAJORS    |     |     |     |      |              |               |                  |          |       |    |       |  |
| M290K          | MENTAL HEALTH PLCY              | N       | 19-550-200L | LEC                                | 1   |     |     | R    | 2:00- 4:50P  | PUB AFF 1264  | COSTALES, P.     | 24       | 30    | SO | 4.0   |  |
|                |                                 |         |             | SAME AS: PUB PLC M213              |     |     |     |      |              |               |                  |          |       |    |       |  |
|                |                                 |         |             | RESTRICT: SOCIAL WELFARE MAJORS    |     |     |     |      |              |               |                  |          |       |    |       |  |
| M290L          | POVRTY&WELFR REFORM             | N       | 19-551-201L | LEC                                | 1   |     |     | T    | 2:00- 4:50P  | PUB AFF 1284  | HASENFELD, Y.    | 15       | 30    | SO | 4.0   |  |
|                |                                 |         |             | SAME AS: PUB PLC M214,URBN PL M246 |     |     |     |      |              |               |                  |          |       |    |       |  |
|                |                                 |         |             | RESTRICT: SOCIAL WELFARE MAJORS    |     |     |     |      |              |               |                  |          |       |    |       |  |

**SOCIETY AND GENETICS**

A per-unit Instructional Enhancement Fee is assessed on most L&S undergraduate nontutorial classes. See the Miscellaneous Fee Chart at <http://www.registrar.ucla.edu/fees/> for fee amounts.

|     |   |             |             |     |   |  |  |     |             |               |                    |    |    |    |     |  |
|-----|---|-------------|-------------|-----|---|--|--|-----|-------------|---------------|--------------------|----|----|----|-----|--|
| 188 | SPCL CRS-SCTY&GNTCS Y   | 81-828-201L | SEM         | 1   |   |  |  | W   | 1:00- 3:50P | PUB AFF 4371B | GREENFIELD, D.L.   | 12 | 30 | LG | 4.0 |  |
|     | Society and Genetics 188, seminar 1: Who Owns Your Body? Individual and Human Rights in Biotech Age |             |             |     |   |  |  |     |             |               |                    |    |    |    |     |  |
|     |   | Y           | 81-828-202L | SEM | 2 |  |  | TBA |             |               | DE CHADAREVIAN, S. | 16 | 30 | LG | 4.0 |  |
|     | Society and Genetics 188, seminar 2: Politics of Heredity   |             |             |     |   |  |  |     |             |               |                    |    |    |    |     |  |
|     |   | Y           | 81-828-203L | SEM | 3 |  |  | T   | 2:00- 4:50P | PUB AFF 1329  | PANOFSKY, A.L.     | 16 | 15 | LG | 4.0 |  |
|     | Society and Genetics 188, seminar 3: Controversy and Behavior Genetics                              |             |             |     |   |  |  |     |             |               |                    |    |    |    |     |  |
|     |   | Y           | 81-828-204L | SEM | 4 |  |  | M   | 2:00- 4:50P | FRANZ 2288    | DELERINS, R.C.     | 16 | 30 | LG | 4.0 |  |
|     | Society and Genetics 188, seminar 4: Genes, Peoples, and Cuisines                                   |             |             |     |   |  |  |     |             |               |                    |    |    |    |     |  |

**SOCIOLOGY**

A per-unit Instructional Enhancement Fee is assessed on most L&S undergraduate nontutorial classes. See the Miscellaneous Fee Chart at <http://www.registrar.ucla.edu/fees/> for fee amounts. Sociology 10 through 19 are limited to Sociology premajors and majors during the priority and first enrollment passes. Nonmajors may enroll during the second pass, space permitting.

|    |                     |   |             |     |    |  |  |    |               |              |             |     |    |    |     |
|----|---------------------|---|-------------|-----|----|--|--|----|---------------|--------------|-------------|-----|----|----|-----|
| 1  | INTRODUCTORY SOCIOL | Y | -----       | LEC | 1  |  |  | TR | 3:30- 4:45P   | DODD 147     | ZEITLIN, M. | 300 | 16 | SO | 5.0 |
|    |                     | Y | 347-002-201 | DIS | 1A |  |  | T  | 10:00- 10:50A | BUNCHE 3170  |             | 20  |    |    | 0.0 |
|    |                     | Y | 347-002-202 | DIS | 1B |  |  | T  | 11:00- 11:50A | HAINES 122   |             | 20  |    |    | 0.0 |
|    |                     | Y | 347-002-203 | DIS | 1C |  |  | T  | 1:00- 1:50P   | HAINES A20   |             | 20  |    |    | 0.0 |
|    |                     | Y | 347-002-204 | DIS | 1D |  |  | T  | 2:00- 2:50P   | BUNCHE 3143  |             | 20  |    |    | 0.0 |
|    |                     | Y | 347-002-205 | DIS | 1E |  |  | W  | 8:00- 8:50A   | HAINES 110   |             | 20  |    |    | 0.0 |
|    |                     | Y | 347-002-206 | DIS | 1F |  |  | W  | 9:00- 9:50A   | HAINES 122   |             | 20  |    |    | 0.0 |
|    |                     | Y | 347-002-207 | DIS | 1G |  |  | W  | 2:00- 2:50P   | HAINES 110   |             | 20  |    |    | 0.0 |
|    |                     | Y | 347-002-208 | DIS | 1H |  |  | W  | 3:00- 3:50P   | HAINES 122   |             | 20  |    |    | 0.0 |
|    |                     | Y | 347-002-209 | DIS | 1I |  |  | R  | 9:00- 9:50A   | HAINES A82   |             | 20  |    |    | 0.0 |
|    |                     | Y | 347-002-210 | DIS | 1J |  |  | R  | 10:00- 10:50A | BUNCHE 3156  |             | 20  |    |    | 0.0 |
|    |                     | Y | 347-002-211 | DIS | 1K |  |  | R  | 12:00- 12:50P | HAINES A76   |             | 20  |    |    | 0.0 |
|    |                     | Y | 347-002-212 | DIS | 1L |  |  | R  | 1:00- 1:50P   | FRANZ 2288   |             | 20  |    |    | 0.0 |
|    |                     | Y | 347-002-213 | DIS | 1M |  |  | F  | 11:00- 11:50A | HAINES 122   |             | 20  |    |    | 0.0 |
|    |                     | Y | 347-002-214 | DIS | 1N |  |  | F  | 12:00- 12:50P | HAINES 122   |             | 20  |    |    | 0.0 |
|    |                     | Y | 347-002-215 | DIS | 1O |  |  | F  | 2:00- 2:50P   | HAINES A24   |             | 20  |    |    | 0.0 |
| 10 | SOCL THOUGHT&ORIGIN | Y | -----       | LEC | 1  |  |  | MW | 1:00- 2:50P   | PUB AFF 2270 | PRAGER, J.  | 75  | 06 | LG | 5.0 |
|    |                     | Y | 347-030-201 | DIS | 1A |  |  | M  | 3:00- 3:50P   | BUNCHE 2168  |             | 25  |    |    | 0.0 |
|    |                     | Y | 347-030-202 | DIS | 1B |  |  | W  | 9:00- 9:50A   | BUNCHE 1221A |             | 25  |    |    | 0.0 |
|    |                     | Y | 347-030-203 | DIS | 1C |  |  | W  | 12:00- 12:50P | MOORE 1003   |             | 25  |    |    | 0.0 |

| CATALOG NUMBER | COURSE TITLE          | ENF REQ | CLB ID | CLS NUMB    | TYP | SEC | FEE | DAYS | TIME          | BUILDING/ROOM | INSTRUCTOR   | ENRL CAP                             | XC | GD TP | UNITS |     |  |
|----------------|-----------------------|---------|--------|-------------|-----|-----|-----|------|---------------|---------------|--|--------------------------------------|----|-------|-------|-----|--|
| 20             | INTRO SOC RSCH MTHD   | Y       | Y      | -----       | LEC | 1   |     | TR   | 9:30- 10:45A  | BUNCHE 1209B  | THE STAFF  | 150                                  | 30 | LG    | 5.0   |     |  |
|                |                       | Y       |        | 347-060-201 | DIS | 1A  |     |      | T             | 11:00- 11:50A | PUB AFF 1337   |                                      | 25 |       |       | 0.0 |  |
|                |                       | Y       |        | 347-060-202 | DIS | 1B  |     |      | T             | 12:00- 12:50P | BUNCHE 1221A   |                                      | 25 |       |       | 0.0 |  |
|                |                       | Y       |        | 347-060-203 | DIS | 1C  |     |      | T             | 2:00- 2:50P   | ROYCE 162  |                                      | 25 |       |       | 0.0 |  |
|                |                       | Y       |        | 347-060-204 | DIS | 1D  |     |      | R             | 12:00- 12:50P | BUNCHE 3170  |                                      | 25 |       |       | 0.0 |  |
|                |                       | Y       |        | 347-060-205 | DIS | 1E  |     |      | R             | 1:00- 1:50P   | BUNCHE 2156  |                                      | 25 |       |       | 0.0 |  |
|                |                       | Y       |        | 347-060-206 | DIS | 1F  |     |      | R             | 3:00- 3:50P   | ROYCE 162  |                                      | 25 |       |       | 0.0 |  |
| 101            | DEVELPMT SOC THEORY   | Y       | Y      | -----       | LEC | 1   |     | MW   | 10:00- 11:50A | BUNCHE 2209A  | HART, M.N.   | 150                                  | 30 | SO    | 5.0   |     |  |
|                |                       | Y       |        | 347-303-201 | DIS | 1A  |     |      | M             | 12:00- 12:50P | HAINES A82   |                                      | 25 |       |       | 0.0 |  |
|                |                       | Y       |        | 347-303-202 | DIS | 1B  |     |      | M             | 2:00- 2:50P   | PUB AFF 2278   |                                      | 25 |       |       | 0.0 |  |
|                |                       | Y       |        | 347-303-203 | DIS | 1C  |     |      | M             | 3:00- 3:50P   | DODD 178   |                                      | 25 |       |       | 0.0 |  |
|                |                       | Y       |        | 347-303-204 | DIS | 1D  |     |      | W             | 9:00- 9:50A   | BUNCHE 3178  |                                      | 25 |       |       | 0.0 |  |
|                |                       | Y       |        | 347-303-205 | DIS | 1E  |     |      | W             | 1:00- 1:50P   | BUNCHE 3117  |                                      | 25 |       |       | 0.0 |  |
|                |                       | Y       |        | 347-303-206 | DIS | 1F  |     |      | W             | 2:00- 2:50P   | PUB AFF 1337   |                                      | 25 |       |       | 0.0 |  |
| 102            | CONTEMP SOC THEORY    | Y       | Y      | -----       | LEC | 1   |     | TR   | 12:30- 1:45P  | DODD 121      | EMIGH, R.J.  | 150                                  | 30 | SO    | 5.0   |     |  |
|                |                       |         |        |             |     |     |     |      |               |               | RESTRICT: SOCIOLOGY OR PRE-SOCIOLOGY                     |                                      |    |       |       |     |  |
|                |                       | Y       |        | 347-313-201 | DIS | 1A  |     |      | T             | 9:00- 9:50A   | HAINES A82   |                                      | 25 |       |       | 0.0 |  |
|                |                       | Y       |        | 347-313-202 | DIS | 1B  |     |      | T             | 10:00- 10:50A | BUNCHE 3150  |                                      | 25 |       |       | 0.0 |  |
|                |                       | Y       |        | 347-313-203 | DIS | 1C  |     |      | T             | 2:00- 2:50P   | ROYCE 152  |                                      | 25 |       |       | 0.0 |  |
|                |                       | Y       |        | 347-313-204 | DIS | 1D  |     |      | R             | 11:00- 11:50A | ROYCE 148  |                                      | 25 |       |       | 0.0 |  |
|                |                       | Y       |        | 347-313-205 | DIS | 1E  |     |      | R             | 2:00- 2:50P   | BUNCHE 2160  |                                      | 25 |       |       | 0.0 |  |
| 111            | SOCIAL NETWORKS       | Y       |        | -----       | LEC | 1   |     | T    | 12:00- 2:50P  | PUB AFF 2400A | GRANNIS, R.D.  | 45                                   | 30 | SO    | 4.0   |     |  |
|                |                       |         |        |             |     |     |     |      |               |               | RESTRICT: SOCIOLOGY OR PRE-SOCIOLOGY                     |                                      |    |       |       |     |  |
|                |                       | Y       |        | 347-337-201 | LAB | 1A  |     |      | R             | 11:00- 11:50A | HAINES A37   |                                      | 15 |       |       | 0.0 |  |
|                |                       | Y       |        | 347-337-202 | LAB | 1B  |     |      | R             | 1:00- 1:50P   | HAINES A37   |                                      | 15 |       |       | 0.0 |  |
|                |                       | Y       |        | 347-337-203 | LAB | 1C  |     |      | R             | 2:00- 2:50P   | HAINES A37   |                                      | 15 |       |       | 0.0 |  |
|                |                       | Y       |        | 347-337-204 | LAB | 1C  |     |      | R             | 2:00- 2:50P   | HAINES A37   |                                      | 15 |       |       | 0.0 |  |
|                |                       | Y       |        | 347-337-205 | LAB | 1C  |     |      | R             | 2:00- 2:50P   | HAINES A37   |                                      | 15 |       |       | 0.0 |  |
| 112            | INTRO-MATHEMTCL SOC   | Y       |        | -----       | LEC | 1   |     | MWF  | 9:00- 9:50A   | PUB AFF 2035B | BONACICH, P.   | 45                                   | 30 | LG    | 4.0   |     |  |
|                |                       |         |        |             |     |     |     |      |               |               | RESTRICT: SOCIOLOGY OR PRE-SOCIOLOGY                     |                                      |    |       |       |     |  |
|                |                       | Y       |        | 347-344-201 | LAB | 1A  |     |      | M             | 10:00- 10:50A | HAINES A37   |                                      | 15 |       |       | 0.0 |  |
|                |                       | Y       |        | 347-344-202 | LAB | 1B  |     |      | W             | 10:00- 10:50A | HAINES A37   |                                      | 15 |       |       | 0.0 |  |
|                |                       | Y       |        | 347-344-203 | LAB | 1C  |     |      | W             | 1:00- 1:50P   | HAINES A37   |                                      | 15 |       |       | 0.0 |  |
|                |                       | Y       |        | 347-344-204 | LAB | 1C  |     |      | W             | 1:00- 1:50P   | HAINES A37   |                                      | 15 |       |       | 0.0 |  |
|                |                       | Y       |        | 347-344-205 | LAB | 1C  |     |      | W             | 1:00- 1:50P   | HAINES A37   |                                      | 15 |       |       | 0.0 |  |
| 113            | STAT&CMPT MTHD-RSCH   | Y       | Y      | -----       | LEC | 1   |     | TR   | 5:00- 6:30P   | HUMANTS 169   | JOSHI, V.  | 75                                   | 30 | SO    | 4.0   |     |  |
|                |                       |         |        |             |     |     |     |      |               |               | RESTRICT: JUNIORS OR SENIORS, SOCIOLOGY OR PRE-SOCIOLOGY |                                      |    |       |       |     |  |
|                |                       | Y       |        | 347-346-201 | LAB | 1A  |     |      | T             | 12:00- 12:50P | PUB AFF 2035H  |                                      | 25 |       |       | 0.0 |  |
|                |                       | Y       |        | 347-346-202 | LAB | 1B  |     |      | R             | 10:00- 10:50A | PUB AFF 2035H  |                                      | 25 |       |       | 0.0 |  |
|                |                       | Y       |        | 347-346-203 | LAB | 1C  |     |      | R             | 11:00- 11:50A | PUB AFF 2035H  |                                      | 25 |       |       | 0.0 |  |
|                |                       | Y       |        | 347-346-204 | LAB | 1C  |     |      | R             | 11:00- 11:50A | PUB AFF 2035H  |                                      | 25 |       |       | 0.0 |  |
|                |                       | Y       |        | 347-346-205 | LAB | 1C  |     |      | R             | 11:00- 11:50A | PUB AFF 2035H  |                                      | 25 |       |       | 0.0 |  |
| 116            | SOCIAL DEMOGRAPHY     | Y       |        | -----       | LEC | 1   |     | MW   | 9:00- 10:50A  | DODD 121      | CAMPBELL, C.D.   | 150                                  | 30 | SO    | 4.0   |     |  |
|                |                       |         |        |             |     |     |     |      |               |               | RESTRICT: SOCIOLOGY OR PRE-SOCIOLOGY                     |                                      |    |       |       |     |  |
|                |                       | Y       |        | 347-371-201 | DIS | 1A  |     |      | M             | 11:00- 11:50A | PUB AFF 2238   |                                      | 25 |       |       | 0.0 |  |
|                |                       | Y       |        | 347-371-202 | DIS | 1B  |     |      | M             | 1:00- 1:50P   | ROYCE 150  |                                      | 25 |       |       | 0.0 |  |
|                |                       | Y       |        | 347-371-203 | DIS | 1C  |     |      | M             | 2:00- 2:50P   | ROYCE 150  |                                      | 25 |       |       | 0.0 |  |
|                |                       | Y       |        | 347-371-204 | DIS | 1D  |     |      | W             | 12:00- 12:50P | BUNCHE 3117  |                                      | 25 |       |       | 0.0 |  |
|                |                       | Y       |        | 347-371-205 | DIS | 1E  |     |      | W             | 1:00- 1:50P   | DODD 162   |                                      | 25 |       |       | 0.0 |  |
| 119            | PRIMATE SOCIETIES     | Y       |        | -----       | LEC | 1   |     | MW   | 12:00- 1:50P  | DODD 121      | GRANNIS, R.D.  | 150                                  | 30 | SO    | 4.0   |     |  |
|                |                       |         |        |             |     |     |     |      |               |               | RESTRICT: SOCIOLOGY OR PRE-SOCIOLOGY                     |                                      |    |       |       |     |  |
|                |                       | Y       |        | 347-413-201 | DIS | 1A  |     |      | M             | 2:00- 2:50P   | PUB AFF 2319   |                                      | 25 |       |       | 0.0 |  |
|                |                       | Y       |        | 347-413-202 | DIS | 1B  |     |      | M             | 3:00- 3:50P   | PUB AFF 2319   |                                      | 25 |       |       | 0.0 |  |
|                |                       | Y       |        | 347-413-203 | DIS | 1C  |     |      | M             | 5:00- 5:50P   | HAINES A74   |                                      | 25 |       |       | 0.0 |  |
|                |                       | Y       |        | 347-413-204 | DIS | 1D  |     |      | W             | 9:00- 9:50A   | ROYCE 154  |                                      | 25 |       |       | 0.0 |  |
|                |                       | Y       |        | 347-413-205 | DIS | 1E  |     |      | W             | 3:00- 3:50P   | ROYCE 160  |                                      | 25 |       |       | 0.0 |  |
| CM125          | TALK&SOCL INSTITTNS   | Y       |        | -----       | LEC | 1   |     | TR   | 2:00- 3:50P   | BUNCHE 2209A  | CLAYMAN, S.E.  | 120                                  | 15 | SO    | 4.0   |     |  |
|                |                       |         |        |             |     |     |     |      |               |               | SAME AS: COMM ST M125                                    |                                      |    |       |       |     |  |
|                |                       |         |        |             |     |     |     |      |               |               |  | RESTRICT: SOCIOLOGY OR PRE-SOCIOLOGY |    |       |       |     |  |
|                |                       | Y       |        | 347-428-201 | DIS | 1A  |     |      | T             | 10:00- 10:50A | BUNCHE 2156  |                                      | 20 |       |       | 0.0 |  |
|                |                       | Y       |        | 347-428-202 | DIS | 1B  |     |      | T             | 12:00- 12:50P | ROYCE 160  |                                      | 20 |       |       | 0.0 |  |
|                |                       | Y       |        | 347-428-203 | DIS | 1C  |     |      | T             | 1:00- 1:50P   | ROYCE 160  |                                      | 20 |       |       | 0.0 |  |
|                |                       | Y       |        | 347-428-204 | DIS | 1D  |     |      | R             | 9:00- 9:50A   | PUB AFF 1278   |                                      | 20 |       |       | 0.0 |  |
| 152            | ACCULTRTN&ASSIMILTN   | Y       |        | -----       | LEC | 1   |     | TR   | 11:00- 12:15P | DODD 146      | HERNANDEZ-LEON, R.                                       | 75                                   | 30 | SO    | 4.0   |     |  |
|                |                       |         |        |             |     |     |     |      |               |               | RESTRICT: SOCIOLOGY OR PRE-SOCIOLOGY                     |                                      |    |       |       |     |  |
|                |                       | Y       |        | 347-607-201 | DIS | 1A  |     |      | T             | 1:00- 1:50P   | ROYCE 152  |                                      | 25 |       |       | 0.0 |  |
|                |                       | Y       |        | 347-607-202 | DIS | 1B  |     |      | R             | 10:00- 10:50A | HAINES A82   |                                      | 25 |       |       | 0.0 |  |
|                |                       | Y       |        | 347-607-203 | DIS | 1C  |     |      | R             | 2:00- 2:50P   | HAINES A74   |                                      | 25 |       |       | 0.0 |  |
|                |                       | Y       |        | 347-607-204 | DIS | 1C  |     |      | R             | 2:00- 2:50P   | HAINES A74   |                                      | 25 |       |       | 0.0 |  |
|                |                       | Y       |        | 347-607-205 | DIS | 1C  |     |      | R             | 2:00- 2:50P   | HAINES A74   |                                      | 25 |       |       | 0.0 |  |
| M162           | SOCIOLOGY OF GENDER Y | Y       |        | -----       | LEC | 1   |     | MW   | 4:00- 5:50P   | BUNCHE 2209A  | ANDERSON, T.L.   | 120                                  | 30 | SO    | 4.0   |     |  |
|                |                       |         |        |             |     |     |     |      |               |               | SAME AS: WOM STD M162                                    |                                      |    |       |       |     |  |
|                |                       |         |        |             |     |     |     |      |               |               |  | RESTRICT: SOCIOLOGY OR PRE-SOCIOLOGY |    |       |       |     |  |
|                |                       | Y       |        | 347-675-201 | DIS | 1A  |     |      | M             | 10:00- 10:50A | PUB AFF 1284   |                                      | 20 |       |       | 0.0 |  |
|                |                       | Y       |        | 347-675-202 | DIS | 1B  |     |      | M             | 11:00- 11:50A | PUB AFF 1284   |                                      | 20 |       |       | 0.0 |  |
|                |                       | Y       |        | 347-675-203 | DIS | 1C  |     |      | M             | 3:00- 3:50P   | BUNCHE 2160  |                                      | 20 |       |       | 0.0 |  |
|                |                       | Y       |        | 347-675-204 | DIS | 1D  |     |      | W             | 9:00- 9:50A   | PUB AFF 1337   |                                      | 20 |       |       | 0.0 |  |
| 172            | ENTREPRENEURSHIP      | Y       |        | -----       | LEC | 1   |     | M    | 3:00- 5:50P   | HAINES 118    | ZUCKER, L.G.   | 150                                  | 30 | SO    | 4.0   |     |  |
|                |                       |         |        |             |     |     |     |      |               |               | RESTRICT: SOCIOLOGY OR PRE-SOCIOLOGY                     |                                      |    |       |       |     |  |
|                |                       | Y       |        | 347-702-201 | DIS | 1A  |     |      | T             | 11:00- 11:50A | ROYCE 148  |                                      | 25 |       |       | 0.0 |  |
|                |                       | Y       |        | 347-702-202 | DIS | 1B  |     |      | T             | 2:00- 2:50P   | PUB AFF 1256   |                                      | 25 |       |       | 0.0 |  |
|                |                       | Y       |        | 347-702-203 | DIS | 1C  |     |      | T             | 3:00- 3:50P   | DODD 154   |                                      | 25 |       |       | 0.0 |  |
|                |                       | Y       |        | 347-702-204 | DIS | 1D  |     |      | W             | 12:00- 12:50P | HAINES A82   |                                      | 25 |       |       | 0.0 |  |
|                |                       | Y       |        | 347-702-205 | DIS | 1E  |     |      | W             | 3:00- 3:50P   | PUB AFF 1264   |                                      | 25 |       |       | 0.0 |  |
| M174           | SOC OF THE FAMILY     | Y       |        | -----       | LEC | 1   |     | MW   | 4:00- 4:50P   | PUB AFF 1264  |  | 25                                   |    |       | 0.0   |     |  |
|                |                       |         |        |             |     |     |     |      |               |               | SAME AS: WOM STD M174                                    |                                      |    |       |       |     |  |
|                |                       |         |        |             |     |     |     |      |               |               |  | RESTRICT: SOCIOLOGY OR PRE-SOCIOLOGY |    |       |       |     |  |
|                |                       | Y       |        | 347-706-201 | DIS | 1A  |     |      | M             | 9:00- 9:50A   | BUNCHE 3123  |                                      | 20 |       |       | 0.0 |  |
|                |                       | Y       |        | 347-706-202 | DIS | 1B  |     |      | M             | 10:00- 10:50A | BUNCHE 3123  |                                      | 20 |       |       | 0.0 |  |
|                |                       | Y       |        | 347-706-203 | DIS | 1C  |     |      | M             | 3:00- 3:50P   | HUMANTS A32  |                                      | 20 |       |       | 0.0 |  |
|                |                       | Y       |        | 347-706-204 | DIS | 1D  |     |      | W             | 9:00- 9:50A   | BUNCHE 3211  |                                      | 20 |       |       | 0.0 |  |

| CATALOG NUMBER  | COURSE TITLE          | ENF REQ                              | CLC ID              | NUM | TYP         | SEC | FEE | DAYS | TIME          | BUILDING/ROOM | INSTRUCTOR         | ENRL CAP | XC             | GD TP | UNITS |     |     |
|---|-----------------------|--------------------------------------|---------------------|-----|-------------|-----|-----|------|---------------|---------------|--------------------|----------|----------------|-------|-------|-----|-----|
| M176  | SOCIOLOG OF MASS COMM | Y                                    | 347-706-205         | DIS | 1E          |     |     | W    | 3:00- 3:50P   | DODD 178      |                    | 20       |                |       | 0.0   |     |     |
|   |                       | Y                                    | 347-706-206         | DIS | 1F          |     |     | W    | 4:00- 4:50P   | HAINES A82    |                    | 20       |                |       | 0.0   |     |     |
|   |                       | Y                                    | -----               | LEC | 1           |     |     | MW   | 1:00- 2:50P   | HAINES 220    | ROSSMAN, G.        | 120      | 06             | SO    | 4.0   |     |     |
|   |                       | SAME AS: COMM ST M147                |                     |     |             |     |     |      |               |               |                    |          |                |       |       |     |     |
|   |                       | RESTRICT: SOCIOLOGY OR PRE-SOCIOLOGY |                     |     |             |     |     |      |               |               |                    |          |                |       |       |     |     |
|   |                       | Y                                    | 347-710-201         | DIS | 1A          |     |     | M    |               | 10:00- 10:50A | ROYCE 160          |          | 20             |       |       | 0.0 |     |
|   |                       | Y                                    | 347-710-202         | DIS | 1B          |     |     | M    |               | 11:00- 11:50A | PUB AFF 1270       |          | 20             |       |       | 0.0 |     |
|   |                       | Y                                    | 347-710-203         | DIS | 1C          |     |     | M    |               | 3:00- 3:50P   | BUNCHE 3157        |          | 20             |       |       | 0.0 |     |
|   |                       | Y                                    | 347-710-204         | DIS | 1D          |     |     | W    |               | 9:00- 9:50A   | PUB AFF 1256       |          | 20             |       |       | 0.0 |     |
|   |                       | Y                                    | 347-710-205         | DIS | 1E          |     |     | W    |               | 3:00- 3:50P   | PUB AFF 2238       |          | 20             |       |       | 0.0 |     |
| 182   | POLITICAL SOCIOLOGY   | Y                                    | 347-710-206         | DIS | 1F          |     |     | W    | 4:00- 4:50P   | PUB AFF 2238  |                    | 20       |                |       | 0.0   |     |     |
|   |                       | Y                                    | -----               | LEC | 1           |     |     | MW   | 8:00- 9:50A   | HAINES 220    | JEPSON, M.C.       | 150      | 01             | SO    | 4.0   |     |     |
|   |                       | RESTRICT: SOCIOLOGY OR PRE-SOCIOLOGY |                     |     |             |     |     |      |               |               |                    |          |                |       |       |     |     |
|   |                       | Y                                    | 347-725-201         | DIS | 1A          |     |     | M    |               | 10:00- 10:50A | BUNCHE 2181        |          | 25             |       |       | 0.0 |     |
|   |                       | Y                                    | 347-725-202         | DIS | 1B          |     |     | M    |               | 11:00- 11:50A | BUNCHE 2181        |          | 25             |       |       | 0.0 |     |
|   |                       | Y                                    | 347-725-203         | DIS | 1C          |     |     | M    |               | 1:00- 1:50P   | HUMANTS A26        |          | 25             |       |       | 0.0 |     |
|   |                       | Y                                    | 347-725-204         | DIS | 1D          |     |     | W    |               | 12:00- 12:50P | BUNCHE 2156        |          | 25             |       |       | 0.0 |     |
|   |                       | Y                                    | 347-725-205         | DIS | 1E          |     |     | W    |               | 1:00- 1:50P   | BUNCHE 3153        |          | 25             |       |       | 0.0 |     |
|   |                       | Y                                    | 347-725-206         | DIS | 1F          |     |     | W    |               | 3:00- 3:50P   | BUNCHE 3164        |          | 25             |       |       | 0.0 |     |
|   |                       | M191DC                               | CAPPP WASHINGTN SEM | Y   | 47-876-200L | SEM | 1   |      |               | TBA           |                    |          | DESVEAUX, J.A. | 10    | 30    | LG  | 8.0 |
| SAME AS: HIST M191DC,POL SCI M191DC                                       |                       |                                      |                     |     |             |     |     |      |               |               |                    |          |                |       |       |     |     |
| RESTRICT: INSTRUCTOR CONSENT  |                       |                                      |                     |     |             |     |     |      |               |               |                    |          |                |       |       |     |     |
| 191F  | SOCIOLOG-GLOBALIZATN  | Y                                    | 47-877-200L         | SEM | 1           |     |     | T    | 1:00- 3:50P   | HAINES A78    | MANN, M.           | 16       | 30             | LG    | 5.0   |     |     |
| RESTRICT: INSTRUCTOR CONSENT  |                       |                                      |                     |     |             |     |     |      |               |               |                    |          |                |       |       |     |     |
| C191N   | URBAN&SUBURBAN SOC    | Y                                    | 47-888-200L         | SEM | 1           |     |     | T    | 8:00- 10:50A  | HAINES 122    | HALLE, D.J.        | 10       | 30             | LG    | 5.0   |     |     |
| RESTRICT: INSTRUCTOR CONSENT  |                       |                                      |                     |     |             |     |     |      |               |               |                    |          |                |       |       |     |     |
| 194   | RESEARCH GROUP SEM    | Y                                    | 47-830-200L         | SEM | 1           |     |     | T    | 4:00- 6:50P   | PUB AFF 6350B | ZUCKER, L.G.       | 10       | 30             | PN    | 2.0   |     |     |
| RESTRICT: INSTRUCTOR CONSENT  |                       |                                      |                     |     |             |     |     |      |               |               |                    |          |                |       |       |     |     |
| 201A  | PROSEM IN SOCIOLOGY   | Y                                    | 47-007-200L         | SEM | 1           |     |     | W    | 1:30- 2:50P   | HAINES 279    | CLAYMAN, S.E.      | 25       | 30             | SU    | 2.0   |     |     |
| RESTRICT: SOCIOLOGY GRADUATE STUDENTS                                     |                       |                                      |                     |     |             |     |     |      |               |               |                    |          |                |       |       |     |     |
| 202A  | THEORY AND RESEARCHY  | Y                                    | 47-014-200L         | LEC | 1           |     |     | TR   | 11:00- 12:50P | HAINES 279    | WIMMER, A.P.       | 22       | 30             |       | 4.0   |     |     |
| RESTRICT: SOCIOLOGY GRADUATE STUDENTS                                     |                       |                                      |                     |     |             |     |     |      |               |               |                    |          |                |       |       |     |     |
| 210A  | INTERMED STAT MTHDS   | Y                                    | -----               | LEC | 1           |     |     | TR   | 9:00- 10:50A  | ROYCE 148     | ROSSMAN, G.        | 30       | 30             | SO    | 4.0   |     |     |
| RESTRICT: SOCIOLOGY GRADUATE STUDENTS                                     |                       |                                      |                     |     |             |     |     |      |               |               |                    |          |                |       |       |     |     |
| 211A  | COMPRTV&HSTRCL MTHDY  | Y                                    | 747-058-201         | DIS | 1A          |     |     | T    | 1:00- 1:50P   | HAINES A37    |                    | 15       |                |       | 0.0   |     |     |
|   |                       | Y                                    | 747-058-202         | DIS | 1B          |     |     | W    | 11:00- 11:50A | HAINES A37    |                    | 15       |                |       | 0.0   |     |     |
|   |                       | Y                                    | 47-066-200L         | LEC | 1           |     |     | F    | 3:00- 5:50P   | HAINES A78    | ZEITLIN, M.        | 15       | 30             |       | 4.0   |     |     |
| RESTRICT: SOCIOLOGY GRADUATE STUDENTS                                     |                       |                                      |                     |     |             |     |     |      |               |               |                    |          |                |       |       |     |     |
| 212A  | QUANT DATA ANALYSIS   | Y                                    | 47-070-200L         | LEC | 1           |     |     | M    | 1:00- 3:50P   | HAINES A78    | BRAND, J.E.        | 15       | 30             | LG    | 4.0   |     |     |
| RESTRICT: SOCIOLOGY GRADUATE STUDENTS                                     |                       |                                      |                     |     |             |     |     |      |               |               |                    |          |                |       |       |     |     |
| 217A  | ANALYZ ETHNOGRPHIES   | Y                                    | 47-104-200L         | SEM | 1           |     |     | T    | 3:00- 5:50P   | HAINES 215    | HALLE, D.J.        | 15       | 30             | SO    | 4.0   |     |     |
| RESTRICT: SOCIOLOGY GRADUATE STUDENTS                                     |                       |                                      |                     |     |             |     |     |      |               |               |                    |          |                |       |       |     |     |
| 226A  | SOCIAL DEMOGRAPHY     | Y                                    | 47-157-200L         | LEC | 1           |     |     | T    | 2:00- 4:50P   | BUNCHE 2173   | CAMPBELL, C.D.     | 15       | 30             | SO    | 4.0   |     |     |
| RESTRICT: SOCIOLOGY GRADUATE STUDENTS                                     |                       |                                      |                     |     |             |     |     |      |               |               |                    |          |                |       |       |     |     |
| 227   | SOC OF KNOWLEDGE      | Y                                    | 47-162-200L         | LEC | 1           |     |     | W    | 11:00- 1:50P  | ROLFE 3123    | ZUCKER, L.G.       | 13       | 30             | SO    | 4.0   |     |     |
| RESTRICT: SOCIOLOGY GRADUATE STUDENTS                                     |                       |                                      |                     |     |             |     |     |      |               |               |                    |          |                |       |       |     |     |
| 228   | CRIT ISS-MACROSOCLG   | Y                                    | 47-167-200L         | LEC | 1           |     |     | R    | 1:00- 3:50P   | HAINES A78    | MANN, M.           | 15       | 30             | SO    | 4.0   |     |     |
| RESTRICT: SOCIOLOGY GRADUATE STUDENTS                                     |                       |                                      |                     |     |             |     |     |      |               |               |                    |          |                |       |       |     |     |
| 230A  | ETHNCTY&RACE&NTNLSMY  | Y                                    | 47-178-200L         | SEM | 1           |     |     | W    | 10:00- 12:50P | HAINES A78    | WIMMER, A.P.       | 15       | 30             | SO    | 4.0   |     |     |
| RESTRICT: SOCIOLOGY GRADUATE STUDENTS                                     |                       |                                      |                     |     |             |     |     |      |               |               |                    |          |                |       |       |     |     |
| 236C  | INTERNATL MIGRATION   | Y                                    | 47-220-200L         | LEC | 1           |     |     | F    | 12:00- 2:50P  | HAINES A20    | HERNANDEZ-LEON, R. | 15       | 30             | SO    | 4.0   |     |     |
| RESTRICT: SOCIOLOGY GRADUATE STUDENTS                                     |                       |                                      |                     |     |             |     |     |      |               |               |                    |          |                |       |       |     |     |
| 237   | COMPRTV SOCIAL ANLY   | Y                                    | 47-223-200L         | SEM | 1           |     |     | R    | 5:00- 6:30P   | HAINES 279    | MANN, M.           | 20       | 30             | SU    | 2.0   |     |     |
| RESTRICT: SOCIOLOGY GRADUATE STUDENTS                                     |                       |                                      |                     |     |             |     |     |      |               |               |                    |          |                |       |       |     |     |
| C258  | TALK&SOCL INSTITTNS   | Y                                    | -----               | LEC | 1           |     |     | TR   | 2:00- 3:50P   | BUNCHE 2209A  | CLAYMAN, S.E.      | 15       | 30             | SO    | 4.0   |     |     |
| RESTRICT: GRADUATE STUDENTS   |                       |                                      |                     |     |             |     |     |      |               |               |                    |          |                |       |       |     |     |
| M269A   | RELATNSHP SCI FORUM   | Y                                    | 47-416-200L         | SEM | 1           |     |     | T    | 12:00- 1:20P  | FRANZ 5461    | PEPLAU, L.A.       | 0        | 30             | SU    | 2.0   |     |     |
|   |                       | SAME AS: ANTHRO M295A,EDUC M298A     |                     |     |             |     |     |      |               |               |                    |          |                |       |       |     |     |
| RESTRICT: SOCIOLOGY GRADUATE STUDENTS                                     |                       |                                      |                     |     |             |     |     |      |               |               |                    |          |                |       |       |     |     |
| M275  | CNTMP ISS-AMER INDN   | Y                                    | 47-451-200L         | SEM | 1           |     |     | M    | 3:00- 5:50P   | ROYCE 150     | CHAMPAGNE, D.W.    | 20       | 30             | LG    | 4.0   |     |     |
| SAME AS: AM IND M200C,ANTHRO M269   |                       |                                      |                     |     |             |     |     |      |               |               |                    |          |                |       |       |     |     |
| RESTRICT: SOCIOLOGY GRADUATE STUDENTS                                     |                       |                                      |                     |     |             |     |     |      |               |               |                    |          |                |       |       |     |     |
| 285A  | SPCL TPCS-SOCIOLOGY   | Y                                    | 47-508-200L         | SEM | 1           |     |     | R    | 1:00- 2:50P   | HAINES A33    | HERITAGE, J.       | 15       | 30             | SO    | 4.0   |     |     |
| RESTRICT: INSTRUCTOR CONSENT  |                       |                                      |                     |     |             |     |     |      |               |               |                    |          |                |       |       |     |     |
| 285C  | SPCL TPCS-SOCIOLOGY   | Y                                    | 47-510-200L         | SEM | 1           |     |     | R    | 3:00- 4:50P   | HAINES A33    | CLAYMAN, S.E.      | 15       | 30             | SO    | 4.0   |     |     |
| RESTRICT: INSTRUCTOR CONSENT  |                       |                                      |                     |     |             |     |     |      |               |               |                    |          |                |       |       |     |     |
| 285D  | SPCL TPCS-SOCIOLOGY   | Y                                    | 47-511-200L         | SEM | 1           |     |     | W    | 3:00- 5:50P   | HAINES A28    | HART, M.N.         | 20       | 30             | SO    | 4.0   |     |     |
| RESTRICT: SOCIOLOGY GRADUATE STUDENTS                                     |                       |                                      |                     |     |             |     |     |      |               |               |                    |          |                |       |       |     |     |
| M290A   | IMGRTN&RACE&ED-21 C   | Y                                    | 47-540-200L         | SEM | 1           |     |     | T    | 5:00- 8:50P   | MOORE 3320    | ORFIELD, G.A.      | 5        | 30             |       | 4.0   |     |     |
| SAME AS: EDUC M289A,POL SCI M287A,PUB PLC M289A                           |                       |                                      |                     |     |             |     |     |      |               |               |                    |          |                |       |       |     |     |
| RESTRICT: GRADUATE STUDENTS   |                       |                                      |                     |     |             |     |     |      |               |               |                    |          |                |       |       |     |     |
| C297  | URBAN&SUBURBAN SOC    | Y                                    | 47-587-200L         | SEM | 1           |     |     | T    | 8:00- 10:50A  | HAINES 122    | HALLE, D.J.        | 10       | 30             | LG    | 5.0   |     |     |
| RESTRICT: SOCIOLOGY GRADUATE STUDENTS                                     |                       |                                      |                     |     |             |     |     |      |               |               |                    |          |                |       |       |     |     |
| 298   | CULTURE AND SOCIETY   | Y                                    | 47-589-200L         | SEM | 1           |     |     | T    | 4:00- 6:50P   | PUB AFF 6350B | ZUCKER, L.G.       | 10       | 30             | SU    | 4.0   |     |     |
| RESTRICT: INSTRUCTOR CONSENT  |                       |                                      |                     |     |             |     |     |      |               |               |                    |          |                |       |       |     |     |
| Sociology 495 also meets from 9 a.m. to 5 p.m. September 21 and 22, 2010. |                       |                                      |                     |     |             |     |     |      |               |               |                    |          |                |       |       |     |     |
| 495   | SUPERVISED TEACHING   | Y                                    | 47-780-200L         | SEM | 1           |     |     | M    | 6:00- 6:50P   | HAINES 279    | O'MALLEY, C.S.     | 25       | 30             | SU    | 2.0   |     |     |
| RESTRICT: SOCIOLOGY GRADUATE STUDENTS                                     |                       |                                      |                     |     |             |     |     |      |               |               |                    |          |                |       |       |     |     |

**SOUTHEAST ASIAN STUDIES**

A per-unit Instructional Enhancement Fee is assessed on most L&S undergraduate nontutorial classes. See the Miscellaneous Fee Chart at <http://www.registrar.ucla.edu/fees/> for fee amounts.

|   |                     |   |             |     |    |  |  |     |               |              |  |     |    |    |     |
|---|---------------------|---|-------------|-----|----|--|--|-----|---------------|--------------|--|-----|----|----|-----|
| 1 | INTRO-SE ASIAN STDS | N | -----       | LEC | 1  |  |  | TR  | 11:00- 12:15P | PERLOFF 1102 |  | 120 | 13 | SO | 5.0 |
|   |                     | N | 136-001-201 | DIS | 1A |  |  | T   | 11:00- 11:50A | BUNCHE 3157  |  | 20  |    |    | 0.0 |
|   |                     | N | 136-001-202 | DIS | 1B |  |  | M   | 9:00- 9:50A   | BUNCHE 3157  |  | 20  |    |    | 0.0 |
|   |                     | N | 136-001-203 | DIS | 1C |  |  | W   | 9:00- 9:50A   | BUNCHE 3153  |  | 20  |    |    | 0.0 |
|   |                     | N | 136-001-204 | DIS | 1D |  |  | T   | 2:00- 2:50P   | BUNCHE 3153  |  | 20  |    |    | 0.0 |
|   |                     | N | 136-001-205 | DIS | 1E |  |  | R   | 8:00- 8:50A   | BUNCHE 3123  |  | 20  |    |    | 0.0 |
|   |                     | N | 136-001-206 | DIS | 1F |  |  | TBA |               |              |  | 20  |    |    | 0.0 |

| CATALOG NUMBER   | COURSE TITLE         | ENF REQ | CLS ID                      | NUMB | TYP | SEC | FEE | DAYS  | TIME          | BUILDING/ROOM | INSTRUCTOR | ENRL CAP | GD XC | TP | UNITS |
|--|----------------------|---------|-----------------------------|------|-----|-----|-----|-------|---------------|---------------|------------|----------|-------|----|-------|
| <b>SPANISH AND PORTUGUESE</b>  |                      |         |                             |      |     |     |     |       |               |               |            |          |       |    |       |
| <b>Portuguese</b>  |                      |         |                             |      |     |     |     |       |               |               |            |          |       |    |       |
| <small>Per-unit instruction Enhancements Fees assessed on most S&amp;S undergraduate on-tutorial classes See the Miscellaneous Fee Chart at <a href="http://www.registrar.ucla.edu/fees/fees.html">http://www.registrar.ucla.edu/fees/fees.html</a> For more information see the departmental FAQ at <a href="http://www.spanport.ucla.edu/content/view/full/157/108/">http://www.spanport.ucla.edu/content/view/full/157/108/</a>.</small>  |                      |         |                             |      |     |     |     |       |               |               |            |          |       |    |       |
| M35  | NATURE OF LANGUAGE   | Y       | 50-005-200L                 | DIS  | 1   |     |     | MTWR  | 10:00- 10:50A | PUB AFF       | 2319       | 20       | 09    | SO | 4.0   |
|  |                      | Y       | -----                       | LEC  | 1   |     |     | TR    | 9:00- 10:50A  | PUB AFF       | 1234       | 20       | 12    | SO | 5.0   |
|  |                      |         | SAME AS: SPAN M35           |      |     |     |     |       |               |               |            |          |       |    |       |
|  |                      | Y       | 350-105-201                 | DIS  | 1A  |     |     | M     | 12:00- 12:50P | PUB AFF       | 1270       | 5        |       |    | 0.0   |
|  |                      | Y       | 350-105-202                 | DIS  | 1B  |     |     | M     | 1:00- 1:50P   | PUB AFF       | 1270       | 5        |       |    | 0.0   |
|  |                      | Y       | 350-105-203                 | DIS  | 1C  |     |     | W     | 2:00- 2:50P   | ROLFE         | 3105       | 5        |       |    | 0.0   |
|  |                      | Y       | 350-105-204                 | DIS  | 1D  |     |     | W     | 3:00- 3:50P   | ROLFE         | 3105       | 5        |       |    | 0.0   |
| 40B  | BRAZILIAN LIT-TRNSL  | Y       | 50-121-200L                 | LEC  | 1   |     |     | TR    | 9:00- 10:50A  | BUNCHE        | 3178       | 30       | 12    | SO | 5.0   |
| M42  | CIV-SPAIN&PORTUGAL   | Y       | -----                       | LEC  | 1   |     |     | MW    | 3:00- 4:50P   | ROLFE         | 1200       | 40       | 08    | SO | 5.0   |
|  |                      |         | SAME AS: SPAN M42           |      |     |     |     |       |               |               |            |          |       |    |       |
|  |                      | Y       | 350-126-201                 | DIS  | 1A  |     |     | W     | 12:00- 12:50P | ROLFE         | 3105       | 5        |       |    | 0.0   |
|  |                      | Y       | 350-126-202                 | DIS  | 1B  |     |     | W     | 1:00- 1:50P   | ROLFE         | 3135       | 5        |       |    | 0.0   |
|  |                      | Y       | 350-126-203                 | DIS  | 1C  |     |     | R     | 9:00- 9:50A   | BUNCHE        | 3170       | 5        |       |    | 0.0   |
|  |                      | Y       | 350-126-204                 | DIS  | 1D  |     |     | R     | 10:00- 10:50A | BUNCHE        | 3170       | 5        |       |    | 0.0   |
|  |                      | Y       | 350-126-205                 | DIS  | 1E  |     |     | R     | 1:00- 1:50P   | BUNCHE        | 3156       | 5        |       |    | 0.0   |
|  |                      | Y       | 350-126-206                 | DIS  | 1F  |     |     | R     | 2:00- 2:50P   | BUNCHE        | 3156       | 5        |       |    | 0.0   |
|  |                      | Y       | 350-126-207                 | DIS  | 1G  |     |     | F     | 10:00- 10:50A | BUNCHE        | 3170       | 5        |       |    | 0.0   |
|  |                      | Y       | 350-126-208                 | DIS  | 1H  |     |     | F     | 11:00- 11:50A | BUNCHE        | 2181       | 5        |       |    | 0.0   |
| 46   | BRAZILN CULTURE&CIV  | Y       | 50-139-200L                 | LEC  | 1   |     |     | TR    | 3:30- 5:20P   | ROYCE         | 362        | 90       | 16    | SO | 5.0   |
| 100B   | SYNTAX               | Y       | 50-303-200L                 | LEC  | 1   |     |     | TR    | 1:00- 2:50P   | BUNCHE        | 3178       | 20       | 15    | SO | 4.0   |
| 102A   | INTENSVE PORTUGUESE  | Y       | 50-313-200L                 | LEC  | 1   |     |     | MWF   | 9:00- 10:50A  | ROLFE         | 3118       | 15       | 09    | SO | 4.0   |
|  |                      | Y       | 50-313-201L                 | LEC  | 2   |     |     | MWF   | 10:00- 11:50A | ROLFE         | 3119       | 15       | 09    | SO | 4.0   |
|  |                      | Y       | 50-313-202L                 | LEC  | 3   |     |     | MWF   | 12:00- 1:50P  | ROLFE         | 3120       | 15       | 09    | SO | 4.0   |
| 103  | LANG&POPULAR CULTURY | Y       | 50-324-200L                 | LEC  | 1   |     |     | TR    | 1:00- 2:50P   | HAINES        | A76        | 20       | 30    | LG | 4.0   |
| C132   | 19C BRAZLN LIT&CLTR  | Y       | 50-483-200L                 | LEC  | 1   |     |     | MW    | 11:00- 12:50P | PUB AFF       | 1222       | 20       | 30    | SO | 4.0   |
| 141  | BRAZILIAN FILM&LIT   | Y       | 50-581-200L                 | LEC  | 1   |     |     | M     | 3:00- 5:50P   | ROLFE         | 3105       | 30       | 30    | SO | 4.0   |
| 204A   | GENERATIVE GRAMMAR   | Y       | 50-027-200L                 | LEC  | 1   |     |     | TR    | 1:00- 2:50P   | BUNCHE        | 3178       | 10       | 30    | SO | 4.0   |
|  |                      |         | RESTRICT: GRADUATE STUDENTS |      |     |     |     |       |               |               |            |          |       |    |       |
| C232   | 19C BRAZLN LIT&CLTR  | Y       | 50-167-200L                 | LEC  | 1   |     |     | MW    | 11:00- 12:50P | PUB AFF       | 1222       | 10       | 30    | SO | 4.0   |
|  |                      |         | RESTRICT: GRADUATE STUDENTS |      |     |     |     |       |               |               |            |          |       |    |       |
| <b>Spanish</b>   |                      |         |                             |      |     |     |     |       |               |               |            |          |       |    |       |
| <small>Per-unit instruction Enhancements Fees assessed on most S&amp;S undergraduate on-tutorial classes See the Miscellaneous Fee Chart at <a href="http://www.registrar.ucla.edu/fees/fees.html">http://www.registrar.ucla.edu/fees/fees.html</a> Students who have completed one or more years of high school Spanish must consult the Placement Guidelines of the Lower Division Spanish Department to determine the course in which they should enroll. For more information see the departmental FAQ at <a href="http://www.spanport.ucla.edu/content/view/full/157/108/">http://www.spanport.ucla.edu/content/view/full/157/108/</a>.</small> |                      |         |                             |      |     |     |     |       |               |               |            |          |       |    |       |
| 1  | ELEMENTARY SPANISH   | Y       | 49-002-201L                 | DIS  | 1   |     |     | MTWRF | 9:00- 9:50A   | ROLFE         | 3105       | 25       | 09    | SO | 4.0   |
|  |                      | Y       | 49-002-202L                 | DIS  | 2   |     |     | MTWRF | 10:00- 10:50A | ROLFE         | 3105       | 25       | 09    | SO | 4.0   |
|  |                      | Y       | 49-002-203L                 | DIS  | 3   |     |     | MTWRF | 11:00- 11:50A | ROLFE         | 3105       | 25       | 09    | SO | 4.0   |
| 2  | ELEMENTARY SPANISH   | Y       | 49-008-201L                 | DIS  | 1   |     |     | MTWRF | 9:00- 9:50A   | PUB AFF       | 1323       | 25       | 09    | SO | 4.0   |
|  |                      | Y       | 49-008-202L                 | DIS  | 2   |     |     | MTWRF | 10:00- 10:50A | PUB AFF       | 1323       | 25       | 09    | SO | 4.0   |
|  |                      | Y       | 49-008-203L                 | DIS  | 3   |     |     | MTWRF | 11:00- 11:50A | PUB AFF       | 1323       | 25       | 09    | SO | 4.0   |
| 3  | ELEMENTARY SPANISH   | Y       | 49-010-201L                 | DIS  | 1   |     |     | MTWRF | 9:00- 9:50A   | PUB AFF       | 1264       | 25       | 09    | SO | 4.0   |
|  |                      | Y       | 49-010-202L                 | DIS  | 2   |     |     | MTWRF | 10:00- 10:50A | PUB AFF       | 1270       | 25       | 09    | SO | 4.0   |
|  |                      | Y       | 49-010-203L                 | DIS  | 3   |     |     | MTWRF | 10:00- 10:50A | PUB AFF       | 1264       | 25       | 09    | SO | 4.0   |
|  |                      | Y       | 49-010-204L                 | DIS  | 4   |     |     | MTWRF | 11:00- 11:50A | PUB AFF       | 1264       | 25       | 09    | SO | 4.0   |
|  |                      | Y       | 49-010-205L                 | DIS  | 5   |     |     | MTWRF | 12:00- 12:50P | PUB AFF       | 1264       | 25       | 09    | SO | 4.0   |
| 4  | INTERMEDIATE SPAN    | Y       | 49-012-201L                 | DIS  | 1   |     |     | TWRF  | 10:00- 10:50A | PUB AFF       | 1284       | 25       | 09    | SO | 4.0   |
|  |                      | Y       | 49-012-202L                 | DIS  | 2   |     |     | TWRF  | 11:00- 11:50A | PUB AFF       | 1284       | 25       | 09    | SO | 4.0   |
|  |                      | Y       | 49-012-203L                 | DIS  | 3   |     |     | TWRF  | 12:00- 12:50P | PUB AFF       | 1284       | 25       | 09    | SO | 4.0   |
| 5  | INTERMEDIATE SPAN    | Y       | 49-014-201L                 | DIS  | 1   |     |     | TWRF  | 10:00- 10:50A | PUB AFF       | 1329       | 25       | 09    | SO | 4.0   |
|  |                      | Y       | 49-014-202L                 | DIS  | 2   |     |     | TWRF  | 11:00- 11:50A | PUB AFF       | 1329       | 25       | 09    | SO | 4.0   |
|  |                      | Y       | 49-014-203L                 | DIS  | 3   |     |     | TWRF  | 12:00- 12:50P | PUB AFF       | 1329       | 25       | 09    | SO | 4.0   |
| 6  | INTERMEDIATE SPAN    | Y       | 49-015-201L                 | DIS  | 1   |     |     | TBA   |               |               |            | 25       | 09    | SO | 4.0   |
|  |                      | Y       | 49-015-202L                 | DIS  | 2   |     |     | TWRF  | 11:00- 11:50A | PUB AFF       | 1270       | 25       | 09    | SO | 4.0   |
|  |                      | Y       | 49-015-203L                 | DIS  | 3   |     |     | TWRF  | 12:00- 12:50P | PUB AFF       | 1270       | 25       | 09    | SO | 4.0   |
| 8A   | SPAN CONVERSATION    | Y       | 49-021-200L                 | DIS  | 1   |     |     | TR    | 4:00- 5:15P   | ROLFE         | 3105       | 15       | 30    | SO | 2.0   |
| 25   | ADV CNVRSTN&COMPSTNY | Y       | 49-075-201L                 | LEC  | 1   |     |     | MWF   | 9:00- 9:50A   | PUB AFF       | 1284       | 15       | 30    | SO | 4.0   |
|  |                      | Y       | 49-075-202L                 | LEC  | 2   |     |     | MWF   | 10:00- 10:50A | ROYCE         | 166        | 15       | 30    | SO | 4.0   |
|  |                      | Y       | 49-075-203L                 | LEC  | 3   |     |     | MWF   | 11:00- 11:50A | ROYCE         | 166        | 15       | 30    | SO | 4.0   |
|  |                      | Y       | 49-075-204L                 | LEC  | 4   |     |     | MWF   | 11:00- 11:50A | HAINES        | A6         | 15       | 30    | SO | 4.0   |
|  |                      | Y       | 49-075-205L                 | LEC  | 5   |     |     | MWF   | 12:00- 12:50P | HAINES        | A6         | 15       | 30    | SO | 4.0   |
| 27   | COMP-SPANISH SPKRS   | Y       | 49-062-201L                 | LEC  | 1   |     |     | MWF   | 10:00- 10:50A | BUNCHE        | 3117       | 15       | 30    | SO | 4.0   |
|  |                      | Y       | 49-062-202L                 | LEC  | 2   |     |     | MWF   | 12:00- 12:50P | ROLFE         | 3119       | 15       | 30    | SO | 4.0   |
| M35  | NATURE OF LANGUAGE   | Y       | -----                       | LEC  | 1   |     |     | TR    | 9:00- 10:50A  | PUB AFF       | 1234       | 60       | 12    | SO | 5.0   |
|  |                      |         | SAME AS: PORTGSE M35        |      |     |     |     |       |               |               |            |          |       |    |       |
|  |                      | Y       | 349-072-201                 | DIS  | 1A  |     |     | M     | 12:00- 12:50P | PUB AFF       | 1270       | 15       |       |    | 0.0   |
|  |                      | Y       | 349-072-202                 | DIS  | 1B  |     |     | M     | 1:00- 1:50P   | PUB AFF       | 1270       | 15       |       |    | 0.0   |
|  |                      | Y       | 349-072-203                 | DIS  | 1C  |     |     | W     | 2:00- 2:50P   | ROLFE         | 3105       | 15       |       |    | 0.0   |
|  |                      | Y       | 349-072-204                 | DIS  | 1D  |     |     | W     | 3:00- 3:50P   | ROLFE         | 3105       | 15       |       |    | 0.0   |
| M42  | CIV-SPAIN&PORTUGAL   | Y       | -----                       | LEC  | 1   |     |     | MW    | 3:00- 4:50P   | ROLFE         | 1200       | 144      | 08    | SO | 5.0   |
|  |                      |         | SAME AS: PORTGSE M42        |      |     |     |     |       |               |               |            |          |       |    |       |
|  |                      | Y       | 349-085-201                 | DIS  | 1A  |     |     | W     | 12:00- 12:50P | ROLFE         | 3105       | 18       |       |    | 0.0   |
|  |                      | Y       | 349-085-202                 | DIS  | 1B  |     |     | W     | 1:00- 1:50P   | ROLFE         | 3135       | 18       |       |    | 0.0   |
|  |                      | Y       | 349-085-203                 | DIS  | 1C  |     |     | R     | 9:00- 9:50A   | BUNCHE        | 3170       | 18       |       |    | 0.0   |
|  |                      | Y       | 349-085-204                 | DIS  | 1D  |     |     | R     | 10:00- 10:50A | BUNCHE        | 3170       | 18       |       |    | 0.0   |
|  |                      | Y       | 349-085-205                 | DIS  | 1E  |     |     | R     | 1:00- 1:50P   | BUNCHE        | 3156       | 18       |       |    | 0.0   |
|  |                      | Y       | 349-085-206                 | DIS  | 1F  |     |     | R     | 2:00- 2:50P   | BUNCHE        | 3156       | 18       |       |    | 0.0   |
|  |                      | Y       | 349-085-207                 | DIS  | 1G  |     |     | F     | 10:00- 10:50A | BUNCHE        | 3170       | 18       |       |    | 0.0   |
|  |                      | Y       | 349-085-208                 | DIS  | 1H  |     |     | F     | 11:00- 11:50A | BUNCHE        | 2181       | 18       |       |    | 0.0   |
| 100A   | PHONOLOGY&MORPHOLGY  | Y       | 49-307-200L                 | LEC  | 1   |     |     | TR    | 1:00- 2:50P   | BUNCHE        | 3164       | 30       | 15    | SO | 4.0   |
| 102A   | CATALAN LANGUAGE I   | Y       | 49-313-200L                 | LEC  | 1   |     |     | MWF   | 11:00- 12:50P | ROLFE         | 3118       | 15       | 04    | SO | 4.0   |
| 119  | STRCT-LITERARY WORK  | Y       | 49-415-200L                 | LEC  | 1   |     |     | TR    | 11:00- 12:50P | BUNCHE        | 2178       | 35       | 13    | SO | 4.0   |
| 150  | CONTEMPRARY STUDIES  | Y       | 49-601-200L                 | LEC  | 1   |     |     | MW    | 1:00- 2:50P   | BUNCHE        | 3164       | 40       | 30    | SO | 4.0   |
| 170  | MEDIA&INTRDISC STDS  | Y       | 49-720-200L                 | LEC  | 1   |     |     | MW    | 9:00- 10:50A  | ROLFE         | 3134       | 40       | 30    | SO | 4.0   |
|  |                      | Y       | 49-720-201L                 | LEC  | 2   |     |     | TR    | 3:00- 4:50P   | HUMANTS       | A65        | 40       | 30    | SO | 4.0   |



| CATALOG NUMBER | COURSE TITLE         | ENF REQ | CLS ID      | NUMB  | TYP | SEC | FEE | DAYS | TIME          | BUILDING/ROOM | INSTRUCTOR      | ENRL CAP | GD XC | TP | UNITS   |
|----------------|----------------------|---------|-------------|---|-----|-----|-----|------|---------------|---------------|-----------------|----------|-------|----|---------|
| 14A            | INTRO TO DESIGN      | N       | -----       | LEC   | 1   |     |     | TR   | 12:00- 1:20P  | MACGOWN 1350  |                 | 71       | 30    | LG | 5.0     |
|                |                      |         |             | RESTRICT: INSTRUCTOR CONSENT                |     |     |     |      |               |               |                 |          |       |    |         |
|                |                      | N       | 356-062-201 | STU   | 1A  |     |     | MW   | 1:00- 3:50P   | MACGOWN 1220  |                 | 12       |       |    | 0.0     |
|                |                      |         |             | RESTRICT: INSTRUCTOR CONSENT                |     |     |     |      |               |               |                 |          |       |    |         |
|                |                      | N       | 356-062-202 | STU   | 1B  |     |     | MW   | 1:00- 3:50P   | MACGOWN 1220  |                 | 12       |       |    | 0.0     |
|                |                      |         |             | RESTRICT: INSTRUCTOR CONSENT                |     |     |     |      |               |               |                 |          |       |    |         |
|                |                      | N       | 356-062-203 | STU   | 1C  |     |     | MW   | 1:00- 3:50P   | MACGOWN 2204B |                 | 8        |       |    | 0.0     |
|                |                      |         |             | RESTRICT: INSTRUCTOR CONSENT                |     |     |     |      |               |               |                 |          |       |    |         |
|                |                      | N       | 356-062-204 | STU   | 1D  |     |     | T    | 2:30- 4:50P   | MACGOWN 1220  |                 | 6        |       |    | 0.0     |
|                |                      |         |             | RESTRICT: INSTRUCTOR CONSENT                |     |     |     |      |               |               |                 |          |       |    |         |
|                |                      | N       | 356-062-205 | STU   | 1E  |     |     | T    | 2:30- 4:50P   | MACGOWN 1220  |                 | 8        |       |    | 0.0     |
|                |                      |         |             | RESTRICT: INSTRUCTOR CONSENT                |     |     |     |      |               |               |                 |          |       |    |         |
|                |                      | N       | 356-062-206 | STU   | 1F  |     |     | TR   | 2:30- 5:20P   | MACGOWN 2204B |                 | 8        |       |    | 0.0     |
|                |                      |         |             | RESTRICT: INSTRUCTOR CONSENT                |     |     |     |      |               |               |                 |          |       |    |         |
|                |                      | N       | 356-062-207 | STU   | 1G  |     |     | R    | 2:30- 4:50P   | MACGOWN       |                 | 6        |       |    | 0.0     |
|                |                      |         |             | RESTRICT: INSTRUCTOR CONSENT                |     |     |     |      |               |               |                 |          |       |    |         |
|                |                      | N       | 356-062-208 | STU   | 1H  |     |     | R    | 2:30- 4:50P   | MACGOWN       |                 | 6        |       |    | 0.0     |
|                |                      |         |             | RESTRICT: INSTRUCTOR CONSENT                |     |     |     |      |               |               |                 |          |       |    |         |
|                |                      | N       | 356-062-209 | STU   | 1I  |     |     | MW   | 9:00- 11:50A  | MACGOWN 2204B |                 | 8        |       |    | 0.0     |
|                |                      |         |             | RESTRICT: INSTRUCTOR CONSENT                |     |     |     |      |               |               |                 |          |       |    |         |
|                |                      | N       | 356-062-210 | STU   | 1J  |     |     | MW   | 1:00- 3:50P   | MACGOWN 1220  | ROSE, R.S.      | 2        |       |    | 0.0     |
|                |                      |         |             | RESTRICT: INSTRUCTOR CONSENT                |     |     |     |      |               |               |                 |          |       |    |         |
| 20             | ACTING FUNDAMENTALS  | N       | 56-076-200L | STU   | 1   |     |     | TR   | 9:00- 10:50A  | MACGOWN 1154  | SHAPIRO, M.     | 20       | 30    | SO | 4.0     |
|                |                      |         |             | RESTRICT: INSTRUCTOR CONSENT                |     |     |     |      |               |               |                 |          |       |    |         |
|                |                      | N       | 56-076-201L | STU   | 2   |     |     | TR   | 11:00- 12:50P | MACGOWN 1154  | SHAPIRO, M.     | 20       | 30    | SO | 4.0     |
|                |                      |         |             | RESTRICT: INSTRUCTOR CONSENT                |     |     |     |      |               |               |                 |          |       |    |         |
|                |                      | N       | 56-076-202L | STU   | 3   |     |     | TR   | 1:00- 2:50P   | MACGOWN 1154  | SHAPIRO, M.     | 20       | 30    | SO | 4.0     |
|                |                      |         |             | RESTRICT: INSTRUCTOR CONSENT                |     |     |     |      |               |               |                 |          |       |    |         |
|                |                      | N       | 56-076-203L | STU   | 4   |     |     | TR   | 3:00- 4:50P   | MACGOWN 1154  | SHAPIRO, M.     | 20       | 30    | SO | 4.0     |
|                |                      |         |             | RESTRICT: INSTRUCTOR CONSENT                |     |     |     |      |               |               |                 |          |       |    |         |
|                |                      | N       | 56-076-204L | STU   | 5   |     |     | TR   | 4:00- 5:50P   | MCGWN E 101   | SHAPIRO, M.     | 20       | 30    | SO | 4.0     |
|                |                      |         |             | RESTRICT: INSTRUCTOR CONSENT                |     |     |     |      |               |               |                 |          |       |    |         |
| 24A            | VOICE&SPEECH I       | N       | 56-072-200L | STU   | 1   |     |     | MW   | 10:30- 11:50A | MCGWN E 102   | CABOT, A.       | 18       | 30    | LG | 1.0     |
|                |                      |         |             | RESTRICT: INSTRUCTOR CONSENT                |     |     |     |      |               |               |                 |          |       |    |         |
|                |                      | N       | 56-072-201L | STU   | 2   |     |     | MW   | 12:00- 1:20P  | MCGWN E 102   | CABOT, A.       | 18       | 30    | LG | 1.0     |
|                |                      |         |             | RESTRICT: INSTRUCTOR CONSENT                |     |     |     |      |               |               |                 |          |       |    |         |
| 25A            | MOVEMENT&COMBAT I    | N       | 56-077-200L | STU   | 1   |     |     | MW   | 1:30- 2:50P   | MACGOWN 1350  | MONAGHAN, E.J.  | 30       | 30    | LG | 1.0     |
|                |                      |         |             | RESTRICT: INSTRUCTOR CONSENT                |     |     |     |      |               |               |                 |          |       |    |         |
| 27             | VAUDVL&STANDUP CMDYN | N       | 56-083-200L | STU   | 1   |     |     | MW   | 1:00- 2:20P   | MACGOWN 1154  | ORTH, T.J.      | 16       | 30    | SO | 2.0     |
|                |                      |         |             | RESTRICT: INSTRUCTOR CONSENT                |     |     |     |      |               |               |                 |          |       |    |         |
| 30             | DRAMATIC WRITING     | N       | 56-091-200L | STU   | 1   |     |     | F    | 1:00- 3:50P   | MACGOWN 2310C |                 | 20       | 30    | LG | 1.0-4.0 |
|                |                      |         |             | RESTRICT: INSTRUCTOR CONSENT                |     |     |     |      |               |               |                 |          |       |    |         |
| 34A            | DANCE-MUSICAL I      | N       | 56-097-200L | STU   | 1   |     |     | MW   | 1:30- 2:50P   | MCGWN E 101   | SCHOYEN, B.     | 20       | 30    | LG | 1.0     |
|                |                      |         |             | RESTRICT: INSTRUCTOR CONSENT                |     |     |     |      |               |               |                 |          |       |    |         |
| 35A            | SINGING-MUSICAL I    | N       | 56-107-200L | STU   | 1   |     |     | MW   | 4:30- 5:50P   | MCGWN E 102   | MANN, J.L.      | 25       | 30    | LG | 1.0     |
|                |                      |         |             | RESTRICT: INSTRUCTOR CONSENT                |     |     |     |      |               |               |                 |          |       |    |         |
| 50             | THEATER PRODUCTION   | N       | 56-161-201L | LAB   | 1   |     |     | MW   | 1:00- 3:50P   | MACGOWN 1220  |                 | 3        | 30    | LG | 1.0-2.0 |
|                |                      |         |             | RESTRICT: INSTRUCTOR CONSENT                |     |     |     |      |               |               |                 |          |       |    |         |
|                |                      | N       | 56-161-202L | LAB   | 2   |     |     | TR   | 1:00- 3:50P   | MACGOWN 1220  |                 | 3        | 30    | LG | 1.0-2.0 |
|                |                      |         |             | RESTRICT: INSTRUCTOR CONSENT                |     |     |     |      |               |               |                 |          |       |    |         |
|                |                      | N       | 56-161-203L | LAB   | 3   |     |     | F    | 9:00- 11:50A  | MACGOWN 1200B |                 | 3        | 30    | LG | 1.0-2.0 |
|                |                      |         |             | RESTRICT: INSTRUCTOR CONSENT                |     |     |     |      |               |               |                 |          |       |    |         |
|                |                      | N       | 56-161-204L | LAB   | 4   |     |     | VAR  |               |               | IONAZZI, D.A.   | 20       | 30    | LG | 1.0-2.0 |
|                |                      |         |             | RESTRICT: INSTRUCTOR CONSENT                |     |     |     |      |               |               |                 |          |       |    |         |
|                |                      | N       | 56-161-205L | LAB   | 5   |     |     | VAR  |               |               | IONAZZI, D.A.   | 4        | 30    | LG | 1.0-2.0 |
|                |                      |         |             | RESTRICT: INSTRUCTOR CONSENT                |     |     |     |      |               |               |                 |          |       |    |         |
|                |                      | N       | 56-161-206L | LAB   | 6   |     |     | VAR  |               |               | IONAZZI, D.A.   | 8        | 30    | LG | 1.0-2.0 |
|                |                      |         |             | RESTRICT: INSTRUCTOR CONSENT                |     |     |     |      |               |               |                 |          |       |    |         |
|                |                      | N       | 56-161-207L | LAB   | 7   |     |     | VAR  |               |               | IONAZZI, D.A.   | 4        | 30    | LG | 1.0-2.0 |
|                |                      |         |             | RESTRICT: INSTRUCTOR CONSENT                |     |     |     |      |               |               |                 |          |       |    |         |
|                |                      | N       | 56-161-208L | LAB   | 8   |     |     | VAR  |               |               | IONAZZI, D.A.   | 3        | 30    | LG | 1.0-2.0 |
|                |                      |         |             | RESTRICT: INSTRUCTOR CONSENT                |     |     |     |      |               |               |                 |          |       |    |         |
|                |                      | N       | 56-161-209L | LAB   | 9   |     |     | VAR  |               |               | IONAZZI, D.A.   | 3        | 30    | LG | 1.0-2.0 |
|                |                      |         |             | RESTRICT: INSTRUCTOR CONSENT                |     |     |     |      |               |               |                 |          |       |    |         |
| 101A           | MAKING TRADITION     | N       | -----       | LEC   | 1   |     |     | F    | 11:00- 1:50P  | ROYCE 190     | ERWIN, J.C.     | 112      | 30    | LG | 5.0     |
|                |                      |         |             | RESTRICT: THEATER, STUDY OF RELIGION MAJORS |     |     |     |      |               |               |                 |          |       |    |         |
|                |                      | N       | 356-301-201 | DIS   | 1A  |     |     | M    | 9:00- 9:50A   | BUNCHE 3178   |                 | 20       |       |    | 0.0     |
|                |                      |         |             | RESTRICT: INSTRUCTOR CONSENT                |     |     |     |      |               |               |                 |          |       |    |         |
|                |                      | N       | 356-301-202 | DIS   | 1B  |     |     | M    | 11:00- 11:50A | HAINES 122    |                 | 20       |       |    | 0.0     |
|                |                      |         |             | RESTRICT: INSTRUCTOR CONSENT                |     |     |     |      |               |               |                 |          |       |    |         |
|                |                      | N       | 356-301-203 | DIS   | 1C  |     |     | T    | 9:00- 9:50A   | BUNCHE 3157   |                 | 20       |       |    | 0.0     |
|                |                      |         |             | RESTRICT: INSTRUCTOR CONSENT                |     |     |     |      |               |               |                 |          |       |    |         |
|                |                      | N       | 356-301-204 | DIS   | 1D  |     |     | T    | 11:00- 11:50A | BUNCHE 1221A  |                 | 20       |       |    | 0.0     |
|                |                      |         |             | RESTRICT: INSTRUCTOR CONSENT                |     |     |     |      |               |               |                 |          |       |    |         |
|                |                      | N       | 356-301-205 | DIS   | 1E  |     |     | W    | 9:00- 9:50A   | PUB AFF 2292  |                 | 16       |       |    | 0.0     |
|                |                      |         |             | RESTRICT: INSTRUCTOR CONSENT                |     |     |     |      |               |               |                 |          |       |    |         |
|                |                      | N       | 356-301-206 | DIS   | 1F  |     |     | W    | 11:00- 11:50A | PUB AFF 2292  |                 | 16       |       |    | 0.0     |
|                |                      |         |             | RESTRICT: INSTRUCTOR CONSENT                |     |     |     |      |               |               |                 |          |       |    |         |
| 102B           | THTR-SOUTHEAST ASIA  | N       | 56-316-200L | LEC   | 1   |     |     | TR   | 12:30- 1:50P  | MACGOWN 2310B | HARTER, P.M.    | 20       | 30    | LG | 5.0     |
| M103D          | CONTMP CHICANO THTR  | N       | 56-328-200L | LEC   | 1   |     |     | R    | 9:00- 11:50A  | MACGOWN 1330  |                 | 50       | 30    | LG | 5.0     |
|                |                      |         |             | SAME AS: CHICANO M103D                      |     |     |     |      |               |               |                 |          |       |    |         |
| 116A           | ACTING II            | N       | 56-421-200L | STU   | 1   |     |     | MW   | 12:00- 2:50P  | MACGOWN 1330  | SHAWHAN, A.     | 20       | 30    | LG | 4.0     |
|                |                      |         |             | RESTRICT: INSTRUCTOR CONSENT                |     |     |     |      |               |               |                 |          |       |    |         |
|                |                      | N       | 56-421-201L | STU   | 2   |     |     | TR   | 12:00- 2:50P  | MACGOWN 1330  | SHAWHAN, A.     | 20       | 30    | LG | 4.0     |
|                |                      |         |             | RESTRICT: INSTRUCTOR CONSENT                |     |     |     |      |               |               |                 |          |       |    |         |
|                |                      | N       | 56-421-202L | STU   | 3   |     |     | TR   | 12:00- 2:50P  | MACGOWN 2330  | CONTE, S.A.     | 20       | 30    | LG | 4.0     |
|                |                      |         |             | RESTRICT: INSTRUCTOR CONSENT                |     |     |     |      |               |               |                 |          |       |    |         |
| 118A           | CREATIVE DRAMATICS   | N       | 56-428-200L | LEC   | 1   |     |     | TR   | 3:00- 4:20P   | MACGOWN 2330  | HARTER, P.M.    | 20       | 30    | SO | 4.0     |
| 120A           | ACTING&PRFRMNC-FILM  | N       | 56-445-200L | LEC   | 1   |     |     | TR   | 4:00- 6:50P   | BUNCHE 1209B  | SHUSHTARI, P.J. | 175      | 16    | LG | 5.0     |
| 124A           | VOICE&SPEECH II      | N       | 56-438-200L | STU   | 1   |     |     | TR   | 12:00- 1:20P  | MCGWN E 101   |                 | 20       | 30    | LG | 1.0     |
|                |                      |         |             | RESTRICT: INSTRUCTOR CONSENT                |     |     |     |      |               |               |                 |          |       |    |         |
|                |                      | N       | 56-438-201L | STU   | 2   |     |     | TR   | 9:00- 10:20A  | MCGWN E 102   | CABOT, A.       | 20       | 30    | LG | 1.0     |
|                |                      |         |             | RESTRICT: INSTRUCTOR CONSENT                |     |     |     |      |               |               |                 |          |       |    |         |
|                |                      | N       | 56-438-202L | STU   | 3   |     |     | TR   | 10:30- 11:50A | MCGWN E 102   |                 | 20       | 30    | LG | 1.0     |
|                |                      |         |             | RESTRICT: INSTRUCTOR CONSENT                |     |     |     |      |               |               |                 |          |       |    |         |







| CATALOG NUMBER | COURSE TITLE         | ENF REQ | CLS ID      | NUMB | TYP | SEC | FEE | DAYS  | TIME          | BUILDING/ROOM | INSTRUCTOR       | ENRL CAP | XC | GD TP | UNITS     |
|----------------|----------------------|---------|-------------|------|-----|-----|-----|-------|---------------|---------------|------------------|----------|----|-------|-----------|
| C454A          | SOUND DESIGN         | N       | 56-832-200L | LEC  | 1   |     |     | TR    | 11:30- 12:50P | MACGOWN 2310C | BURKE, J.A.      | 5        | 30 | LG    | 4.0       |
|                |                      |         |             |      |     |     |     |       |               |               |                  |          |    |       |           |
| C455E          | LIFE DRAWING         | N       | 56-811-200L | STU  | 1   |     |     | S     | 9:00- 12:50P  | MACGOWN 1154  | WAZIR, J.L.      | 20       | 30 | LG    | 2.0       |
|                |                      |         |             |      |     |     |     |       |               |               |                  |          |    |       |           |
| C457A          | COSTUME CONSTRCTION  | N       | 56-757-200L | STU  | 1   |     |     | TR    | 8:00- 9:50A   | MACGOWN 2204B | GIRARD, P.E.     | 10       | 30 | SO    | 2.0       |
|                |                      |         |             |      |     |     |     |       |               |               |                  |          |    |       |           |
| 462<br>12.0    | ADVANCED DIRECTING   | N       | 56-759-200L | STU  | 1   |     |     | VAR   |               |               | MCLAIN, M.S.     | 5        | 30 | LG    | 8.0/10.0/ |
|                |                      |         |             |      |     |     |     |       |               |               |                  |          |    |       |           |
| 463<br>12.0    | PROD PROJ-DIRCT-STG  | N       | 56-718-200L | STU  | 1   |     |     | VAR   |               |               | MCLAIN, M.S.     | 5        | 30 | LG    | 8.0/10.0/ |
|                |                      |         |             |      |     |     |     |       |               |               |                  |          |    |       |           |
| 472            | PRODUCTION PRACTICE  | N       | 56-739-201L | STU  | 1   |     |     | VAR   |               |               | BRIDEL, D.F.     | 20       | 30 | LG    | 1.0-8.0   |
|                |                      |         |             |      |     |     |     |       |               |               |                  |          |    |       |           |
|                |                      | N       | 56-739-202L | STU  | 2   |     |     | MTWRF | 3:00- 5:50P   | MACGOWN 1340  | MCLAIN, M.S.     | 20       | 30 | LG    | 1.0-8.0   |
|                |                      |         |             |      |     |     |     |       |               |               |                  |          |    |       |           |
|                |                      | N       | 56-739-203L | STU  | 3   |     |     | VAR   |               |               | JAMPOLIS, N.P.   | 20       | 30 | LG    | 1.0-8.0   |
|                |                      |         |             |      |     |     |     |       |               |               |                  |          |    |       |           |
|                |                      | N       | 56-739-204L | STU  | 4   |     |     | VAR   |               |               | VILLARREAL, E.E. | 20       | 30 | LG    | 1.0-8.0   |
|                |                      |         |             |      |     |     |     |       |               |               |                  |          |    |       |           |
|                |                      | N       | 56-739-205L | STU  | 5   |     |     | TBA   |               |               | WARD, W.D.       | 10       | 30 | LG    | 1.0-8.0   |
|                |                      |         |             |      |     |     |     |       |               |               |                  |          |    |       |           |
|                |                      | N       | 56-739-206L | STU  | 6   |     |     | VAR   |               |               | MCLAIN, M.S.     | 12       | 30 | LG    | 1.0-8.0   |
|                |                      |         |             |      |     |     |     |       |               |               |                  |          |    |       |           |
|                |                      | N       | 56-739-207L | STU  | 7   |     |     | VAR   |               |               | ARMSTRONG, A.M.  | 10       | 30 | LG    | 1.0-8.0   |
|                |                      |         |             |      |     |     |     |       |               |               |                  |          |    |       |           |
|                |                      | N       | 56-739-208L | STU  | 8   |     |     | VAR   |               |               | CHO, M.H.        | 10       | 30 | LG    | 1.0-8.0   |
|                |                      |         |             |      |     |     |     |       |               |               |                  |          |    |       |           |
| 474            | PROJECTS- DSGN&PRODN | N       | 56-737-200L | LEC  | 1   |     |     | VAR   |               |               | ARMSTRONG, A.M.  | 10       | 30 | LG    | 4.0       |
|                |                      |         |             |      |     |     |     |       |               |               |                  |          |    |       |           |
|                |                      | N       | 56-737-201L | LEC  | 2   |     |     | VAR   |               |               | JAMPOLIS, N.P.   | 10       | 30 | LG    | 4.0       |
|                |                      |         |             |      |     |     |     |       |               |               |                  |          |    |       |           |
|                |                      | N       | 56-737-202L | LEC  | 3   |     |     | VAR   |               |               | WARD, W.D.       | 10       | 30 | LG    | 4.0       |
|                |                      |         |             |      |     |     |     |       |               |               |                  |          |    |       |           |
|                |                      | N       | 56-737-203L | LEC  | 4   |     |     | VAR   |               |               | IONAZZI, D.A.    | 10       | 30 | LG    | 4.0       |
|                |                      |         |             |      |     |     |     |       |               |               |                  |          |    |       |           |
|                |                      | N       | 56-737-204L | LEC  | 5   |     |     | VAR   |               |               | CHO, M.H.        | 5        | 30 | LG    | 4.0       |
|                |                      |         |             |      |     |     |     |       |               |               |                  |          |    |       |           |
| 498            | INTERN-THTR&FILM&TV  | N       | 56-789-200L | TUT  | 1   |     |     | VAR   |               |               | WARD, W.D.       | 20       | 30 | SO    | 4.0-12.0  |
|                |                      |         |             |      |     |     |     |       |               |               |                  |          |    |       |           |

URBAN PLANNING

|       |                       |   |             |     |   |  |  |        |               |               |                    |     |    |    |     |
|-------|-----------------------|---|-------------|-----|---|--|--|--------|---------------|---------------|--------------------|-----|----|----|-----|
| 121   | URBN POLCY&PLANNING   | N | 25-426-200L | LEC | 1 |  |  | MW     | 2:00- 3:20P   | HUMANTS 135   |                    | 111 | 07 | SO | 4.0 |
| 129   | URBAN POLICY&RESRCHN  | N | 25-474-200L | LEC | 1 |  |  | M      | 4:00- 6:50P   | PUB AFF 1015A | ESTRADA, L.F.      | 30  | 30 | SO | 4.0 |
|       |                       |   |             |     |   |  |  |        |               |               |                    |     |    |    |     |
| 141   | PLANG-MINORTY COMUNN  | N | 25-546-200L | LEC | 1 |  |  | MW     | 2:00- 3:20P   | PUB AFF 2232  | ESTRADA, L.F.      | 50  | 07 | SO | 4.0 |
| CM160 | ENVR PLTCS&GVRNCE     | N | 25-660-200L | LEC | 1 |  |  | W      | 2:00- 4:50P   | HUMANTS 169   | PINCETL, S.S.      | 35  | 30 | LG | 4.0 |
|       |                       |   |             |     |   |  |  |        |               |               |                    |     |    |    |     |
| M204  | RSRCH DESIGN&METHODSN | N | 25-024-200L | LEC | 1 |  |  | M      | 2:00- 4:50P   | PUB AFF 3343C | PHILLIPS, M.       | 15  | 30 | LG | 4.0 |
|       |                       |   |             |     |   |  |  |        |               |               |                    |     |    |    |     |
| 205   | SEM-THESIS&CMP EXAM   | N | 25-030-200L | SEM | 1 |  |  | W      | 10:00- 12:50P | PUB AFF 4320B | HECHT, S.B.        | 20  | 30 | SU | 4.0 |
|       |                       |   |             |     |   |  |  |        |               |               |                    |     |    |    |     |
|       |                       | N | 25-030-201L | SEM | 2 |  |  | M      | 9:00- 11:50A  | PUB AFF 4320B | TILLY, C.C.        | 35  | 30 | SU | 4.0 |
|       |                       |   |             |     |   |  |  |        |               |               |                    |     |    |    |     |
| M206A | GEOG INFO SYSTEMS     | N | 25-036-200L | LEC | 1 |  |  | T      | 5:00- 7:50P   | PUB AFF 1015A |                    | 28  | 30 | LG | 4.0 |
|       |                       |   |             |     |   |  |  |        |               |               |                    |     |    |    |     |
| 207   | APPLIED MICROECON     | N | 25-042-201L | LEC | 1 |  |  | MW     | 9:00- 10:20A  | PUB AFF 2355  |                    | 50  | 30 | LG | 4.0 |
|       |                       |   |             |     |   |  |  |        |               |               |                    |     |    |    |     |
|       |                       | N | 25-042-202L | LEC | 2 |  |  | MW     | 12:30- 1:50P  | PUB AFF 1246  |                    | 60  | 30 | LG | 4.0 |
|       |                       |   |             |     |   |  |  |        |               |               |                    |     |    |    |     |
| 208A  | COLLOQ-PLANNG RSRCHN  | N | 25-049-200L | LEC | 1 |  |  | R      | 9:00- 11:50A  | PUB AFF 6223  | BLUMENBERG, E.A.   | 15  | 30 | LG | 4.0 |
|       |                       |   |             |     |   |  |  |        |               |               |                    |     |    |    |     |
| 208C  | ADV RESEARCH DESIGN   | N | 25-051-200L | SEM | 1 |  |  | TBA    |               |               | HECHT, S.B.        | 10  | 30 | SO | 4.0 |
| M215  | SPATIAL STATISTICS    | N | 25-090-200L | LEC | 1 |  |  | TR     | 9:30- 10:45A  | GEOLOGY 4660  | PAIK SCHOENBERG, F | 5   | 30 | SO | 4.0 |
|       |                       |   |             |     |   |  |  |        |               |               |                    |     |    |    |     |
| 219   | SPCL TPC-BILT ENVRN   | N | 25-114-200L | LEC | 1 |  |  | M      | 2:00- 4:50P   | PUB AFF 4320B | MUKHIJA, V.        | 30  | 30 | SO | 4.0 |
|       |                       |   |             |     |   |  |  |        |               |               |                    |     |    |    |     |
| 220A  | QANT ANL-URBN PLN I   | N | 25-120-200L | LEC | 1 |  |  | MW     | 10:30- 12:20P | PUB AFF 1234  |                    | 75  | 30 | LG | 4.0 |
|       |                       |   |             |     |   |  |  |        |               |               |                    |     |    |    |     |
| 222A  | PLANNING HIST&THRY    | N | 25-133-200L | LEC | 1 |  |  | MW     | 9:00- 10:20A  | PUB AFF 2343  | BLUMENBERG, E.A.   | 41  | 30 | LG | 4.0 |
|       |                       |   |             |     |   |  |  |        |               |               |                    |     |    |    |     |
|       |                       | N | 25-133-201L | LEC | 2 |  |  | MW     | 2:00- 3:20P   | PUB AFF 2343  | BLUMENBERG, E.A.   | 45  | 30 | LG | 4.0 |
|       |                       |   |             |     |   |  |  |        |               |               |                    |     |    |    |     |
| 229   | SPCL TPC-PLNNG MTHD   | N | 25-174-200L | LEC | 1 |  |  | UNSCHE |               |               | BLUMENBERG, E.A.   | 30  | 30 | SO | 4.0 |
|       |                       |   |             |     |   |  |  |        |               |               |                    |     |    |    |     |
| 235A  | URBNZ-DEVELPNG WRLDN  | N | 25-210-200L | LEC | 1 |  |  | T      | 9:00- 11:50A  | PUB AFF 3343C | COMMINS, S.K.      | 30  | 30 | LG | 4.0 |
|       |                       |   |             |     |   |  |  |        |               |               |                    |     |    |    |     |
| 237A  | SECTORAL ANALYSIS     | N | 25-222-200L | LEC | 1 |  |  | T      | 2:00- 4:50P   | PUB AFF 5391  | WOLFF, G.          | 35  | 30 | LG | 4.0 |
|       |                       |   |             |     |   |  |  |        |               |               |                    |     |    |    |     |
| 239   | TOPC-REGNL&INTL DEV   | N | 25-234-200L | SEM | 1 |  |  | R      | 2:00- 4:50P   | PUB AFF 4371B | TILLY, C.C.        | 30  | 30 | SO | 4.0 |
|       |                       |   |             |     |   |  |  |        |               |               |                    |     |    |    |     |
| M246  | POVRTY&WELFR REFORMN  | N | 25-276-200L | LEC | 1 |  |  | T      | 2:00- 4:50P   | PUB AFF 1284  | HASENFELD, Y.      | 5   | 30 | SO | 4.0 |
|       |                       |   |             |     |   |  |  |        |               |               |                    |     |    |    |     |
| M258  | TRNSPRTN&ENVRNMNTN    | N | 25-348-200L | LEC | 1 |  |  | R      | 2:00- 4:50P   | PUB AFF 2238  | WANG, R.           | 35  | 30 | LG | 4.0 |
|       |                       |   |             |     |   |  |  |        |               |               |                    |     |    |    |     |
| 269   | ENVRNMTL ANLY&PLCY    | N | 25-414-200L | LEC | 1 |  |  | M      | 3:30- 6:20P   | PUB AFF 4357B | HECHT, S.B.        | 30  | 30 | SO | 4.0 |
|       |                       |   |             |     |   |  |  |        |               |               |                    |     |    |    |     |

| CATALOG NUMBER  | COURSE TITLE                    | ENF REQ | CLM ID                                  | CLS NUM | TYP | SEC | FEE | DAYS | TIME          | BUILDING/ROOM | INSTRUCTOR      | ENRL CAP | GD XC | TP | UNITS |
|---|---------------------------------|---------|---|---------|-----|-----|-----|------|---------------|---------------|-----------------|----------|-------|----|-------|
| 271   | COMNTY ECON DVLPMNTN            |         | 25-426-200L                             | LEC     | 1   |     |     | W    | 3:30- 6:20P   | PUB AFF 2343  |                 | 40       | 30    | LG | 4.0   |
|   |                                 |         | RESTRICT: URBAN PLANNING MAJORS         |         |     |     |     |      |               |               |                 |          |       |    |       |
| 273   | SITE PLANNING                   | N       | 25-438-200L                             | LEC     | 1   |     |     | R    | 2:00- 4:50P   | PUB AFF 4320B | MUKHIJA, V.     | 23       | 30    | SO | 4.0   |
| <b>WOMEN'S STUDIES</b>  |                                 |         |   |         |     |     |     |      |               |               |                 |          |       |    |       |
| A per-unit Instructional Enhancement Fee is assessed on most L&S undergraduate nontutorial classes. See the Miscellaneous Fee Chart at <a href="http://www.registrar.ucla.edu/fees/">http://www.registrar.ucla.edu/fees/</a> for fee amounts. |                                 |         |   |         |     |     |     |      |               |               |                 |          |       |    |       |
| 10  | FMNST-WOMEN&SOCIETY             | Y       | 367-030-201                             | DIS     | 1A  |     |     | MW   | 2:00- 3:15P   | FOWLER A103B  | WILLIAMS, J.A.  | 160      | 07    | SO | 5.0   |
|   |                                 | Y       | 367-030-202                             | DIS     | 1B  |     |     | R    | 11:00- 11:50A | HUMANTS A26   |                 | 20       |       |    | 0.0   |
|   |                                 | Y       | 367-030-203                             | DIS     | 1C  |     |     | R    | 11:00- 11:50A | FRANZ 2288    |                 | 20       |       |    | 0.0   |
|   |                                 | Y       | 367-030-204                             | DIS     | 1D  |     |     | R    | 3:00- 3:50P   | MS 6201       |                 | 20       |       |    | 0.0   |
|   |                                 | Y       | 367-030-205                             | DIS     | 1E  |     |     | T    | 3:00- 3:50P   | MS 5137       |                 | 20       |       |    | 0.0   |
|   |                                 | Y       | 367-030-206                             | DIS     | 1F  |     |     | T    |               |               |                 | 20       |       |    | 0.0   |
|   |                                 | Y       | 367-030-207                             | DIS     | 1G  |     |     | T    | 11:00- 11:50A | BOELTER 4413  |                 | 20       |       |    | 0.0   |
|   |                                 | Y       | 367-030-208                             | DIS     | 1H  |     |     | T    |               |               |                 | 20       |       |    | 0.0   |
| 19  | FIAT LUX FRSHMN SEM             | Y       | 67-057-200L                             | SEM     | 1   |     |     | T    | 3:00- 4:00P   | HUMANTS A48   | LITTLETON, C.A. | 20       | 30    | PN | 1.0   |
| M101A   | GAY LIT-PRE STONEWL             | Y       | 67-306-200L                             | LEC     | 1   |     |     | TR   | 12:00- 1:50P  | FRANZ 2258A   | LITTLE, A.L.    | 10       | 14    | SO | 5.0   |
|   |                                 |         | SAME AS: ENGL M101A,LGBTS M101A         |         |     |     |     |      |               |               |                 |          |       |    |       |
| M107A   | AMRCN WOMEN WRITERSY            | Y       | 67-342-200L                             | LEC     | 1   |     |     | TR   | 10:00- 11:50A | HAINES A25    | ROWE, K.E.      | 20       | 13    | SO | 5.0   |
|   |                                 |         | SAME AS: ENGL M107A                     |         |     |     |     |      |               |               |                 |          |       |    |       |
| M109  | WOMEN IN JAZZ                   | Y       | 67-354-200L                             | LEC     | 1   |     |     | TR   | 11:00- 12:50P | SMB 1420      | KEYES, C.L.     | 5        | 30    | SO | 4.0   |
|   |                                 |         | SAME AS: AFRO-AM M109,ETHNOMU M109      |         |     |     |     |      |               |               |                 |          |       |    |       |
| 110B  | FMNST THRY-HUMNTIES             | Y       | 67-361-200L                             | LEC     | 1   |     |     | MW   | 9:00- 10:50A  | BUNCHE 3156   |                 | 30       | 02    | SO | 4.0   |
| M114  | LSBN&GAY&BSX&TRNGNDY            | Y       | 67-361-200L                             | LEC     | 1   |     |     | TR   | 2:00- 3:15P   | HUMANTS 135   | SCHULTZ, J.A.   | 36       | 15    | SO | 5.0   |
|   |                                 |         | SAME AS: LGBTS M114                     |         |     |     |     |      |               |               |                 |          |       |    |       |
|   |                                 | Y       | 367-384-201                             | DIS     | 1A  |     |     | T    | 9:00- 9:50A   | LAKRETZ 100   |                 | 7        |       |    | 0.0   |
|   |                                 | Y       | 367-384-202                             | DIS     | 1B  |     |     | T    | 10:00- 10:50A | LAKRETZ 100   |                 | 5        |       |    | 0.0   |
|   |                                 | Y       | 367-384-203                             | DIS     | 1C  |     |     | T    | 12:00- 12:50P | LAKRETZ 101   |                 | 7        |       |    | 0.0   |
|   |                                 | Y       | 367-384-204                             | DIS     | 1D  |     |     | T    | 1:00- 1:50P   | HUMANTS A46   |                 | 6        |       |    | 0.0   |
| 120   | INTRNSHP-WOMNS STDS             | Y       | 67-420-200L                             | SEM     | 1   |     |     | T    | 10:00- 12:50P | ROLFE 3118    | BAYS, S.A.      | 15       | 30    | LG | 4.0   |
| M128  | ROOTS OF PATRIARCHY             | Y       | 67-468-200L                             | LEC     | 1   |     |     | T    | 8:00- 10:50A  | PUB AFF 2238  | DEXTER, M.R.    | 15       | 30    | SO | 4.0   |
|   |                                 |         | SAME AS: HNRS M118                      |         |     |     |     |      |               |               |                 |          |       |    |       |
| M132A   | CHICANA FEMINISM                | Y       | 67-492-200L                             | LEC     | 1   |     |     | MW   | 4:00- 5:50P   | PUB AFF 2214  | BLACKWELL, M.S. | 10       | 09    | SO | 4.0   |
|   |                                 |         | SAME AS: CHICANO M110                   |         |     |     |     |      |               |               |                 |          |       |    |       |
| M133  | CHICANA LESBIAN LIT             | Y       | 67-498-200L                             | LEC     | 1   |     |     | TR   | 9:00- 10:50A  | PUB AFF 2232  | PALACIOS, M.A.  | 5        | 12    | LG | 4.0   |
|   |                                 |         | SAME AS: CHICANO M133,LGBTS M133        |         |     |     |     |      |               |               |                 |          |       |    |       |
| M136  | MUSIC AND GENDER                | Y       | 67-516-201                              | DIS     | 1A  |     |     | MW   | 1:00- 2:50P   | SMB 1439      | REPLOGLE, H.D.  | 20       | 06    | LG | 5.0   |
|   |                                 | Y       | 367-516-202                             | DIS     | 1B  |     |     | F    | 1:00- 1:50P   | SMB 1439      |                 | 10       |       |    | 0.0   |
|   |                                 | Y       | 367-516-203                             | DIS     | 1C  |     |     | F    | 2:00- 2:50P   | SMB 1439      |                 | 10       |       |    | 0.0   |
| M146  | FEMINIST GEOGRAPHY              | Y       | 67-576-200L                             | LEC     | 1   |     |     | MW   | 11:00- 12:15P | BUNCHE 1221B  | FAIER, L.B.     | 10       | 04    | SO | 4.0   |
| M147B   | U S WOMEN 1600-1860             | Y       | 67-583-200L                             | LEC     | 1   |     |     | TR   | 3:30- 4:45P   | PUB AFF 2232  | BLOCH, R.H.     | 10       | 16    | SO | 4.0   |
|   |                                 |         | SAME AS: HIST M147C                     |         |     |     |     |      |               |               |                 |          |       |    |       |
| M147C   | TRANSNTL ORGANIZING             | Y       | 67-584-200L                             | LEC     | 1   |     |     | MW   | 12:00- 1:50P  | FRANZ 1260    | BLACKWELL, M.S. | 10       | 05    | SO | 4.0   |
|   |                                 |         | SAME AS: CHICANO M147                   |         |     |     |     |      |               |               |                 |          |       |    |       |
| M147D   | U S WOMEN 1860-1980             | Y       | 67-585-200L                             | LEC     | 1   |     |     | MWF  | 10:00- 10:50A | PERLOFF 1102  | DUBOIS, E.C.    | 20       | 03    | SO | 4.0   |
|   |                                 |         | SAME AS: HIST M147D                     |         |     |     |     |      |               |               |                 |          |       |    |       |
| M151  | MARRIAGE&FMLY&KNSHPY            | Y       | 67-606-200L                             | LEC     | 1   |     |     | TR   | 9:30- 10:45A  | FOWLER A139   | LEVINE, N.      | 20       | 12    | SO | 4.0   |
|   |                                 |         | SAME AS: ANTHRO M151                    |         |     |     |     |      |               |               |                 |          |       |    |       |
| M162  | SOCIOLOGY OF GENDER             | Y       | 67-672-201                              | DIS     | 1A  |     |     | MW   | 4:00- 5:50P   | BUNCHE 2209A  | ANDERSON, T.L.  | 30       | 30    | SO | 4.0   |
|   |                                 |         | SAME AS: SOCIOL M162                    |         |     |     |     |      |               |               |                 |          |       |    |       |
|   |                                 | Y       | 367-672-202                             | DIS     | 1B  |     |     | M    | 10:00- 10:50A | PUB AFF 1284  |                 | 5        |       |    | 0.0   |
|   |                                 | Y       | 367-672-203                             | DIS     | 1C  |     |     | M    | 11:00- 11:50A | PUB AFF 1284  |                 | 5        |       |    | 0.0   |
|   |                                 | Y       | 367-672-204                             | DIS     | 1D  |     |     | M    | 3:00- 3:50P   | BUNCHE 2160   |                 | 5        |       |    | 0.0   |
|   |                                 | Y       | 367-672-205                             | DIS     | 1E  |     |     | W    | 9:00- 9:50A   | PUB AFF 1337  |                 | 5        |       |    | 0.0   |
|   |                                 | Y       | 367-672-206                             | DIS     | 1F  |     |     | W    | 12:00- 12:50P | BUNCHE 3123   |                 | 5        |       |    | 0.0   |
| 168   | FEMINIST ECONOMICS              | Y       | 67-708-200L                             | LEC     | 1   |     |     | TR   | 9:30- 10:45A  | PAB 1434A     |                 | 30       | 12    | SO | 4.0   |
| 171A  | JRSPRDNC-SEXL EQLTY             | Y       | 67-727-200L                             | LEC     | 1   |     |     | W    | 1:00- 3:50P   | ROYCE 150     | FALSAFI, S.     | 25       | 30    | SO | 4.0   |
|   |                                 |         | RESTRICT: WOMEN'S STUDIES MAJORS/MINORS |         |     |     |     |      |               |               |                 |          |       |    |       |
| M174  | SOC OF THE FAMILY               | Y       | 67-744-201                              | DIS     | 1A  |     |     | MW   | 11:00- 12:50P | HAINES 220    | BEREND, Z.      | 30       | 30    | SO | 4.0   |
|   |                                 |         | SAME AS: SOCIOL M174                    |         |     |     |     |      |               |               |                 |          |       |    |       |
|   |                                 | Y       | 367-744-202                             | DIS     | 1B  |     |     | M    | 9:00- 9:50A   | BUNCHE 3123   |                 | 3        |       |    | 0.0   |
|   |                                 | Y       | 367-744-203                             | DIS     | 1C  |     |     | M    | 10:00- 10:50A | BUNCHE 3123   |                 | 3        |       |    | 0.0   |
|   |                                 | Y       | 367-744-204                             | DIS     | 1D  |     |     | M    | 3:00- 3:50P   | HUMANTS A32   |                 | 3        |       |    | 0.0   |
|   |                                 | Y       | 367-744-205                             | DIS     | 1E  |     |     | W    | 9:00- 9:50A   | BUNCHE 3211   |                 | 3        |       |    | 0.0   |
|   |                                 | Y       | 367-744-206                             | DIS     | 1F  |     |     | W    | 3:00- 3:50P   | DODD 178      |                 | 3        |       |    | 0.0   |
| 185   | SPCL TPC-WOMNS STDS             | Y       | 67-810-200L                             | LEC     | 1   |     |     | W    | 4:00- 4:50P   | HAINES A82    |                 | 3        |       |    | 0.0   |
|   | Women's Studies 185, lecture 1: |         |   |         |     |     |     | W    | 1:00- 3:50P   | HUMANTS A46   |                 | 20       | 30    | SO | 4.0   |
|   |                                 | Y       | 67-810-201L                             | LEC     | 2   |     |     | TBA  |               |               |                 | 20       | 30    | SO | 4.0   |
|   |                                 | Y       | 67-810-202L                             | LEC     | 3   |     |     | M    | 12:00- 2:50P  | MS 7608       | LITTLETON, C.A. | 20       | 30    | SO | 4.0   |
|   |                                 | Y       | 67-810-204L                             | LEC     | 4   |     |     | M    | 12:00- 2:50P  | BUNCHE 3117   |                 | 0        | 30    | SO | 4.0   |
| 187   | SENIOR RESEARCH SEM             | Y       | 67-823-200L                             | SEM     | 1   |     |     | TR   | 12:30- 1:45P  | PUB AFF 1323  | HONG, K.        | 20       | 30    | LG | 4.0   |
|   |                                 |         | RESTRICT: DEPARTMENT CONSENT            |         |     |     |     |      |               |               |                 |          |       |    |       |
| 201   | FEMNST KNWLDG-EARLY             | Y       | 67-007-200L                             | LEC     | 1   |     |     | W    | 10:00- 12:50P | ROLFE 3114    | MANKEKAR, P.    | 15       | 30    | LG | 4.0   |
| 204   | CURRENT RESEARCH                | Y       | 67-024-200L                             | SEM     | 1   |     |     | VAR  |               |               | MARCHANT, E.A.  | 20       | 30    | SU | 1.0   |
|   |                                 |         | RESTRICT: WOMEN'S STUDIES GRAD STUDENTS |         |     |     |     |      |               |               |                 |          |       |    |       |
| 210   | TPCS-WOMN&PUB POLCY             | Y       | 67-060-200L                             | LEC     | 1   |     |     | TBA  |               |               | WILLIAMS, J.A.  | 15       | 30    | LG | 4.0   |
|   |                                 |         | RESTRICT: WOMEN'S STUDIES GRAD STUDENTS |         |     |     |     |      |               |               |                 |          |       |    |       |
| 285   | SPECIAL TOPICS                  | Y       | 67-510-200L                             | LEC     | 1   |     |     | M    | 12:00- 2:50P  | MS 7608       | LITTLETON, C.A. | 5        | 30    | LG | 4.0   |

**WORLD ARTS AND CULTURES**

All WA classes are limited to majors until September 7, 2010. At that time, enrollment will be opened to non-major students permitting WA C3hr, 6hr, and 9hr intermediate movement classes and C106A thru C415 (advanced graduate movement classes) are by instructor consent. Auditions on the first day of class determine enrollment.

|   |                     |   |   |     |    |  |  |    |               |             |            |    |    |    |     |
|---|---------------------|---|---|-----|----|--|--|----|---------------|-------------|------------|----|----|----|-----|
| 1 | INTR-WORLD ART&CLTR | Y | 359-004-201   | DIS | 1A |  |  | TR | 10:00- 11:50A | KAUFMAN 208 | GERE, D.H. | 60 | 30 | LG | 5.0 |
|   |                     |   | RESTRICT: DANCE,DANCE/MOVEMENT,WORLD ARTS AND CULTURES, AND CULTURE AND PERFORMANCE |     |    |  |  |    |               |             |            |    |    |    |     |
|   |                     | Y | 359-004-202   | DIS | 1B |  |  | F  | 9:00- 9:50A   | KAUFMAN 153 |            | 15 |    |    | 0.0 |
|   |                     |   | RESTRICT: DANCE,DANCE/MOVEMENT,WORLD ARTS AND CULTURES, AND CULTURE AND PERFORMANCE |     |    |  |  |    |               |             |            |    |    |    |     |
|   |                     | Y | 359-004-202   | DIS | 1B |  |  | F  | 10:00- 10:50A | KAUFMAN 153 |            | 15 |    |    | 0.0 |
|   |                     |   | RESTRICT: DANCE,DANCE/MOVEMENT,WORLD ARTS AND CULTURES, AND CULTURE AND PERFORMANCE |     |    |  |  |    |               |             |            |    |    |    |     |

| CATALOG NUMBER | COURSE TITLE  | ENF REQ | ID          | CLS NUMBERTYP | SEC | FEE | DAYS   | TIME          | BUILDING/ROOM | INSTRUCTOR         | ENRL CAP | GD XC | TP | UNITS   |
|----------------|---|---------|-------------|---------------|-----|-----|--------|---------------|---------------|--------------------|----------|-------|----|---------|
|                |   | Y       | 359-004-203 | DIS 1C        |     |     | F      | 11:00- 11:50A | KAUFMAN 153   |                    | 15       |       |    | 0.0     |
| 2              | LOWER DIVISION SEM  | Y       | 59-006-200L | SEM 1         |     |     | MW     | 2:00- 3:50P   | KAUFMAN 214   | ROUSSEVE, D.J.     | 20       | 30    | LG | 5.0     |
|                | World Arts 2, seminar 1: Voice and Movement   | Y       | 59-006-201L | SEM 2         |     |     | TR     | 10:00- 11:50A | KAUFMAN 214   | DOSAMANTES-BEAUDRY | 20       | 30    | LG | 5.0     |
| 5              | World Arts 2, seminar 2: Introduction to Dance/Movement Therapy   | Y       | 59-016-200L | STU 1         |     |     | MW     | 4:30- 5:50P   | KAUFMAN 208   | EEN, R.W.          | 20       | 30    | SO | 2.0     |
| 6              | World Arts 5, studio 1: Moving Voice  | Y       | 59-019-200L | STU 1         |     |     | TR     | 3:30- 4:50P   | KAUFMAN 1000  |                    | 25       | 30    | SO | 2.0     |
| 9              | World Arts 6, studio 1:   | Y       | 59-027-200L | STU 1         |     |     | TR     | 1:30- 2:50P   | KAUFMAN 208   | DALLY, L.M.        | 25       | 30    | SO | 2.0     |
| 10             | World Arts 9, studio 1: Beginning Tap Dance   | Y       | 59-031-200L | STU 1         |     |     | MW     | 8:30- 9:50A   | KAUFMAN 1000  | TSOU, J.C.         | 25       | 30    | SO | 2.0     |
| 11             | World Arts 10, studio 1: Tai Chi Chuan Principles and their Application in Martial Arts and Meditational Exercise--Beginning    | Y       | 59-032-200L | STU 1         |     |     | TR     | 8:30- 9:50A   | KAUFMAN       |                    | 25       | 30    | SO | 2.0     |
| 13             | World Arts 11, studio 1: Beginning Vinyasa Flow Yoga: Consciousness in Motion   | Y       | 59-042-200L | STU 1         |     |     | TR     | 8:30- 9:50A   | KAUFMAN 230   | HOFLING, A.P.      | 20       | 30    | SO | 2.0     |
| 16             | World Arts 13, studio 1: Beginning Ballet   | Y       | 59-048-200L | LEC 1         |     |     | MW     | 4:00- 5:20P   | KAUFMAN 214   | LEUNG, A.S.        | 20       | 30    | SO | 2.0     |
| 19             | World Arts and Cultures 19, seminar 1: Dancing in Proximity: Contact Improvisation  | Y       | 59-057-200L | SEM 1         |     |     | F      | 12:00- 1:50P  | KAUFMAN 214   | POPKIN, L.A.       | 20       | 30    | PN | 1.0     |
| 22             | World Arts 22, studio 1: American Indian Standards  | Y       | 359-066-201 | DIS 1A        |     |     | F      | 1:00- 1:50P   | KAUFMAN 153   | GOUDE, N.D.        | 22       |       |    | 0.0     |
| M23            | World Arts 22, studio 1: American Indian Standards  | Y       | 359-066-202 | DIS 1B        |     |     | F      | 2:00- 2:50P   | KAUFMAN 153   | GOUDE, N.D.        | 22       |       |    | 0.0     |
|                | World Arts 22, studio 1: American Indian Standards  | Y       | 359-079-201 | DIS 1A        |     |     | TBA    |               |               |                    | 5        |       |    | 0.0     |
|                | World Arts 22, studio 1: American Indian Standards  | Y       | 359-079-202 | DIS 1B        |     |     | TBA    |               |               |                    | 5        |       |    | 0.0     |
|                | World Arts 22, studio 1: American Indian Standards  | Y       | 359-079-203 | DIS 1C        |     |     | TBA    |               |               |                    | 5        |       |    | 0.0     |
| 33             | World Arts 22, studio 1: American Indian Standards  | Y       | 359-079-204 | DIS 1D        |     |     | TBA    |               |               |                    | 5        |       |    | 0.0     |
|                | World Arts 22, studio 1: American Indian Standards  | Y       | 59-099-201  | DIS 1A        |     |     | R      | 3:00- 3:50P   | KAUFMAN 153   | GARCIA, C.         | 22       |       |    | 0.0     |
|                | World Arts 22, studio 1: American Indian Standards  | Y       | 59-099-202  | DIS 1B        |     |     | F      | 12:00- 12:50P | KAUFMAN 153   | GARCIA, C.         | 22       |       |    | 0.0     |
| 59             | World Arts 59, studio 1: Intermediate Hip-Hop   | Y       | 59-177-200L | STU 1         |     |     | MW     | 2:00- 3:20P   | KAUFMAN 1000  | CHRISTOPHER, H.E.  | 25       | 30    | SO | 2.0     |
| 60             | World Arts 60, studio 1: Tai Chi Chuan Principles and Their Application in Martial Arts and Meditational Exercise--Intermediate | Y       | 59-177-201L | STU 2         |     |     | MTWRF  | 8:00- 11:59P  | ROLFE 2106    |                    | 0        | 30    | SO | 2.0     |
| 63             | World Arts 63, studio 1:  | Y       | 59-180-200L | STU 1         |     |     | MW     | 8:30- 9:50A   | KAUFMAN 1000  | TSOU, J.C.         | 10       | 30    | SO | 2.0     |
| 65             | World Arts 63, studio 1:  | Y       | 59-189-201L | STU 1         |     |     | MWF    | 2:00- 3:20P   | KAUFMAN 230   |                    | 10       | 30    | SO | 2.0     |
| 67B            | World Arts 63, studio 1:  | Y       | 59-195-200L | STU 1         |     |     | TR     | 3:00- 4:50P   | KAUFMAN 214   | YU, C.             | 20       | 30    | SO | 2.0     |
| 70             | World Arts 70, studio 1: Product Practice   | Y       | 59-203-200L | SEM 1         |     |     | MW     | 12:00- 1:50P  | KAUFMAN 214   | EEN, R.W.          | 20       | 30    | SO | 4.0     |
| 78             | World Arts 78, studio 1: Private Instruction  | Y       | 59-212-200L | LEC 1         |     |     | F      | 10:00- 11:20A | KAUFMAN 101   | HOLGUIN, G.        | 20       | 30    | PN | 2.0     |
| 85             | World Arts 85, studio 1: Sophomore Proposal   | Y       | 59-231-200L | STU 1         |     |     | UNSCHE |               |               | LEUNG, A.S.        | 15       | 30    | PN | 2.0-4.0 |
| 103            | World Arts 103, studio 1: Arts in Communities   | Y       | 59-255-200L | LEC 1         |     |     | F      | 12:00- 1:20P  | KAUFMAN 101   | LEUNG, A.S.        | 50       | 30    | PN | 1.0     |
| C106A          | World Arts C106A, studio 1: Advanced Rhythm Tap Dance   | Y       | 59-320-200L | LEC 1         |     |     | MW     | 2:00- 3:50P   | KAUFMAN 208   |                    | 60       | 30    | LG | 5.0     |
| C109A          | World Arts C109A, studio 1: Advanced Ballet   | Y       | 59-339-201L | STU 1         |     |     | TR     | 1:30- 2:50P   | KAUFMAN 1000  |                    | 20       | 30    | SO | 2.0     |
| C113A          | World Arts C113A, studio 1: Advanced Ballet   | Y       | 59-355-200L | STU 1         |     |     | TR     | 3:00- 4:50P   | KAUFMAN 208   | DALLY, L.M.        | 20       | 30    | SO | 2.0     |
| 114            | World Arts C113A, studio 1: Advanced Ballet   | Y       | 59-377-200L | STU 1         |     |     | TR     | 10:00- 11:50A | KAUFMAN 230   | WEIREN, H.         | 20       | 30    | SO | 2.0     |
| C115           | World Arts C115, studio 1: Advanced Ballet  | Y       | 59-385-201L | STU 1         |     |     | VAR    |               |               | LEUNG, A.S.        | 10       | 30    | PN | 1.0-4.0 |
| 117B           | World Arts 117B, studio 1: Dance Process  | Y       | 59-385-202L | STU 2         |     |     | VAR    |               |               | FROOT, D.Z.        | 15       | 30    | PN | 1.0-4.0 |
| 120            | World Arts 120, lecture 1: Woman on Screen  | Y       | 59-391-200L | STU 1         |     |     | MWF    | 10:00- 11:50A | KAUFMAN 214   | LINCOLN, R.E.      | 20       | 30    | SO | 2.0     |
| M125A          | World Arts 120, lecture 2: Beyond Mexican Mural   | Y       | 59-404-200L | SEM 1         |     |     | TR     | 1:00- 2:50P   | KAUFMAN 214   | ROUSSEVE, D.J.     | 20       | 30    | SO | 4.0     |
| M125AL         | World Arts 120, lecture 2: Beyond Mexican Mural   | Y       | 59-422-201L | LEC 1         |     |     | TR     | 1:00- 2:50P   | KAUFMAN 101   | SHARMA, A.         | 40       | 30    | SO | 4.0     |
|                | World Arts 120, lecture 2: Beyond Mexican Mural   | Y       | 59-422-202L | LEC 2         |     |     | TR     | 3:00- 4:50P   | KAUFMAN 101   |                    | 40       | 30    | SO | 4.0     |
|                | World Arts 125A, studio 1: Beyond Mexican Mural   | Y       | 59-449-200L | LEC 1         |     |     | TR     | 1:00- 2:50P   | OFF CAM       | BACA, J.F.         | 2        | 30    | SO | 4.0     |
|                | World Arts 125AL, studio 1: Beyond Mexican Mural  | Y       | 59-451-200L | LAB 1         |     |     | TR     | 3:00- 4:50P   | OFF CAM       | BACA, J.F.         | 2        | 30    | SO | 4.0     |

| CATALOG NUMBER | COURSE TITLE  | ENF REQ | ID          | CLS NUMB | TYP | SEC | FEE | DAYS | TIME          | BUILDING/ROOM | INSTRUCTOR         | ENRL CAP | GD XC | TP | UNITS   |
|----------------|---|---------|-------------|----------|-----|-----|-----|------|---------------|---------------|--------------------|----------|-------|----|---------|
| 133            | TEXTILES OF WORLD   | Y       | 59-499-200L | LEC      | 1   |     |     | W    | 9:00- 11:50A  | FOWLER 2450   | AYDIN, J.          | 20       | 30    | SO | 4.0     |
|                | World Arts 133, lecture 1: Textiles of Turkey               |         |             |          |     |     |     |      |               |               |                    |          |       |    |         |
| 144            | MAKE ART/STOP AIDS  | Y       | 59-565-200L | LEC      | 1   |     |     | MWF  | 10:00- 11:50A | KAUFMAN 208   | GERE, D.H.         | 40       | 30    | SO | 5.0     |
|                | World Arts 144, lecture 1: Make Art/Stop AIDS               |         |             |          |     |     |     |      |               |               |                    |          |       |    |         |
| C152           | MODRN/POSTMOD DANCEY  | Y       | 59-617-200L | LEC      | 1   |     |     | TR   | 10:00- 11:50A | KAUFMAN 101   | O'SHEA, J.M.       | 40       | 30    | SO | 4.0     |
|                | World Arts 152, lecture 1: Modern/Postmodern Dance          |         |             |          |     |     |     |      |               |               |                    |          |       |    |         |
| C155           | SELF AND CULTURE  | Y       | 59-630-200L | LEC      | 1   |     |     | TR   | 1:00- 2:50P   | KAUFMAN 153   | DOSAMANTES-BEAUDRY | 18       | 30    | SO | 4.0     |
|                | World Arts 155, lecture 1: Self and Culture                 |         |             |          |     |     |     |      |               |               |                    |          |       |    |         |
| 167            | CREATV DANCE-CHLDRN Y                                       | Y       | 59-704-200L | LEC      | 1   |     |     | MWF  | 8:30- 9:50A   | KAUFMAN 208   | LEUNG, A.S.        | 15       | 30    | SO | 4.0     |
|                | World Arts 167, lecture 1: Creative Dance-Children          |         |             |          |     |     |     |      |               |               |                    |          |       |    |         |
| 170            | ADVANCED PRODUCTION Y                                       | Y       | 59-720-200L | LAB      | 1   |     |     | F    | 10:00- 11:20A | KAUFMAN 101   | HOLGUIN, G.        | 5        | 30    | PN | 1.0     |
|                | World Arts 170, lecture 1: Advanced Production              |         |             |          |     |     |     |      |               |               |                    |          |       |    |         |
| 178            | ADV PRIVT INSTR-WAC Y                                       | Y       | 59-768-200L | STU      | 1   |     |     |      | UNSCHE        |               | LEUNG, A.S.        | 5        | 30    | PN | 2.0-8.0 |
|                | World Arts 178, lecture 1: Advanced Private Instruction     |         |             |          |     |     |     |      |               |               |                    |          |       |    |         |
| C180           | VIDEO PRODUCTN-ARTS Y                                       | Y       | 59-779-200L | LAB      | 1   |     |     | MW   | 10:00- 11:50A | KAUFMAN 153   | SHARMA, A.         | 12       | 30    | LG | 4.0     |
|                | World Arts 180, lecture 1: Video Production-Arts            |         |             |          |     |     |     |      |               |               |                    |          |       |    |         |
| C184           | PRODUCTION ARTS SEM Y                                       | Y       | 59-806-200L | SEM      | 1   |     |     | MW   | 12:00- 1:50P  | KAUFMAN 153   | FROOT, D.Z.        | 10       | 30    | SO | 4.0     |
|                | World Arts 184, lecture 1: Production Arts Seminar          |         |             |          |     |     |     |      |               |               |                    |          |       |    |         |
| 201            | THEORIES-PERFORMNCE Y                                       | Y       | 59-006-200L | SEM      | 1   |     |     | R    | 1:00- 3:50P   | KAUFMAN 180   | FOSTER, S.L.       | 20       | 30    | SO | 4.0     |
|                | World Arts 201, lecture 1: Theories-Performance             |         |             |          |     |     |     |      |               |               |                    |          |       |    |         |
| 203            | DANCE STUDIES   | Y       | 59-018-200L | SEM      | 1   |     |     | M    | 2:00- 4:50P   | KAUFMAN 153   | O'SHEA, J.M.       | 15       | 30    | SO | 4.0     |
|                | World Arts 203, lecture 1: Dance Studies                    |         |             |          |     |     |     |      |               |               |                    |          |       |    |         |
| 210            | ETHNOG/COLONIALISM Y  | Y       | 59-060-200L | SEM      | 1   |     |     | F    | 10:00- 12:50P | KAUFMAN 136   | SHORTER, D.D.      | 10       | 30    | SO | 4.0     |
|                | World Arts 210, lecture 1: Ethnographic/Colonialism         |         |             |          |     |     |     |      |               |               |                    |          |       |    |         |
| 211A           | ADV CHOREOGRAPHY  | Y       | 59-066-200L | STU      | 1   |     |     | MW   | 12:00- 1:50P  | KAUFMAN 208   | FOSTER, S.L.       | 10       | 30    | SO | 4.0     |
|                | World Arts 211A, lecture 1: Advanced Choreography           |         |             |          |     |     |     |      |               |               |                    |          |       |    |         |
| 211D           | ADV CHOREOGRAPHY  | Y       | 59-069-200L | STU      | 1   |     |     | MW   | 2:00- 3:50P   | KAUFMAN 200   | POPKIN, L.A.       | 10       | 30    | SO | 4.0     |
|                | World Arts 211D, lecture 1: Advanced Choreography           |         |             |          |     |     |     |      |               |               |                    |          |       |    |         |
| 220            | CULTURE&PERFORMNCE Y  | Y       | 59-121-201L | SEM      | 1   |     |     | TR   | 1:00- 2:50P   | KAUFMAN 101   | SHARMA, A.         | 10       | 30    | SO | 4.0     |
|                | World Arts 220, seminar 1: Woman on Screen                  |         |             |          |     |     |     |      |               |               |                    |          |       |    |         |
|                | World Arts 220, seminar 2:                                  |         |             |          |     |     |     |      |               |               |                    |          |       |    |         |
| C243           | PRODUCTION ARTS SEM Y                                       | Y       | 59-259-200L | SEM      | 1   |     |     | MW   | 12:00- 1:50P  | KAUFMAN 153   | FROOT, D.Z.        | 5        | 30    | SO | 4.0     |
|                | World Arts 243, lecture 1: Production Arts Seminar          |         |             |          |     |     |     |      |               |               |                    |          |       |    |         |
| C252           | MODRN/POSTMOD DANCEY  | Y       | 59-312-200L | LEC      | 1   |     |     | TR   | 10:00- 11:50A | KAUFMAN 101   | O'SHEA, J.M.       | 10       | 30    | SO | 4.0     |
|                | World Arts 252, lecture 1: Modern/Postmodern Dance          |         |             |          |     |     |     |      |               |               |                    |          |       |    |         |
| C255           | SELF AND CULTURE  | Y       | 59-330-200L | LEC      | 1   |     |     | TR   | 1:00- 2:50P   | KAUFMAN 153   | DOSAMANTES-BEAUDRY | 4        | 30    | SO | 4.0     |
|                | World Arts 255, lecture 1: Self and Culture                 |         |             |          |     |     |     |      |               |               |                    |          |       |    |         |
| C280           | VIDEO PRODUCTN-ARTS Y                                       | Y       | 59-482-200L | LAB      | 1   |     |     | MW   | 10:00- 11:50A | KAUFMAN 153   | SHARMA, A.         | 4        | 30    | LG | 4.0     |
|                | World Arts 280, lecture 1: Video Production-Arts            |         |             |          |     |     |     |      |               |               |                    |          |       |    |         |
| C406A          | ADV WAP-SUB SHR AFR Y                                       | Y       | 59-612-201L | STU      | 1   |     |     | TR   | 1:30- 2:50P   | KAUFMAN 1000  |                    | 5        | 30    | SO | 2.0     |
|                | World Arts C406A, studio 1:                                 |         |             |          |     |     |     |      |               |               |                    |          |       |    |         |
| C409A          | ADV WAP-N AMERICA Y   | Y       | 59-621-200L | STU      | 1   |     |     | TR   | 3:00- 4:50P   | KAUFMAN 208   | DALLY, L.M.        | 5        | 30    | SO | 2.0     |
|                | World Arts C409A, studio 1: Advanced Rhythm Tap Dance       |         |             |          |     |     |     |      |               |               |                    |          |       |    |         |
| C413A          | ADV WAP-EUROPE  | Y       | 59-626-200L | STU      | 1   |     |     | TR   | 10:00- 11:50A | KAUFMAN 230   | WEIREN, H.         | 5        | 30    | SO | 2.0     |
|                | World Arts C413A, studio 1: Advanced Ballet                 |         |             |          |     |     |     |      |               |               |                    |          |       |    |         |
| C415           | ADV MOD/PSTMOD DNCE Y                                       | Y       | 59-630-200L | STU      | 1   |     |     | MWF  | 10:00- 11:50A | KAUFMAN 214   | LINCOLN, R.E.      | 10       | 30    | SO | 2.0     |
|                | World Arts 415, lecture 1: Advanced Modern/Postmodern Dance |         |             |          |     |     |     |      |               |               |                    |          |       |    |         |
| 441            | DANCE PRDCTN PRCTCMY Y                                      | Y       | 59-682-201L | LAB      | 1   |     |     | F    | 8:00- 9:50A   | KAUFMAN 101   | FOSTER, S.L.       | 0        | 30    | SU | 2.0-4.0 |
|                | World Arts 441, lecture 1: Dance Production-Practicum       |         |             |          |     |     |     |      |               |               |                    |          |       |    |         |
|                | World Arts 441, lecture 2:                                  |         |             |          |     |     |     |      |               |               |                    |          |       |    |         |
|                | World Arts 441, lecture 3:                                  |         |             |          |     |     |     |      |               |               |                    |          |       |    |         |
|                | World Arts 441, lecture 4:                                  |         |             |          |     |     |     |      |               |               |                    |          |       |    |         |
|                | World Arts 441, lecture 5:                                  |         |             |          |     |     |     |      |               |               |                    |          |       |    |         |
|                | World Arts 441, lecture 6:                                  |         |             |          |     |     |     |      |               |               |                    |          |       |    |         |
|                | World Arts 441, lecture 7:                                  |         |             |          |     |     |     |      |               |               |                    |          |       |    |         |
|                | World Arts 441, lecture 8:                                  |         |             |          |     |     |     |      |               |               |                    |          |       |    |         |
|                | World Arts 441, lecture 9:                                  |         |             |          |     |     |     |      |               |               |                    |          |       |    |         |
|                | World Arts 441, lecture 10:                                 |         |             |          |     |     |     |      |               |               |                    |          |       |    |         |
|                | World Arts 441, lecture 11:                                 |         |             |          |     |     |     |      |               |               |                    |          |       |    |         |
|                | World Arts 441, lecture 12:                                 |         |             |          |     |     |     |      |               |               |                    |          |       |    |         |
|                | World Arts 441, lecture 13:                                 |         |             |          |     |     |     |      |               |               |                    |          |       |    |         |
|                | World Arts 441, lecture 14:                                 |         |             |          |     |     |     |      |               |               |                    |          |       |    |         |
|                | World Arts 441, lecture 15:                                 |         |             |          |     |     |     |      |               |               |                    |          |       |    |         |
|                | World Arts 441, lecture 16:                                 |         |             |          |     |     |     |      |               |               |                    |          |       |    |         |
|                | World Arts 441, lecture 17:                                 |         |             |          |     |     |     |      |               |               |                    |          |       |    |         |
|                | World Arts 441, lecture 18:                                 |         |             |          |     |     |     |      |               |               |                    |          |       |    |         |
|                | World Arts 441, lecture 19:                                 |         |             |          |     |     |     |      |               |               |                    |          |       |    |         |
|                | World Arts 441, lecture 20:                                 |         |             |          |     |     |     |      |               |               |                    |          |       |    |         |
|                | World Arts 441, lecture 21:                                 |         |             |          |     |     |     |      |               |               |                    |          |       |    |         |
|                | World Arts 441, lecture 22:                                 |         |             |          |     |     |     |      |               |               |                    |          |       |    |         |
|                | World Arts 441, lecture 23:                                 |         |             |          |     |     |     |      |               |               |                    |          |       |    |         |
|                | World Arts 441, lecture 24:                                 |         |             |          |     |     |     |      |               |               |                    |          |       |    |         |
|                | World Arts 441, lecture 25:                                 |         |             |          |     |     |     |      |               |               |                    |          |       |    |         |
|                | World Arts 441, lecture 26:                                 |         |             |          |     |     |     |      |               |               |                    |          |       |    |         |
|                | World Arts 441, lecture 27:                                 |         |             |          |     |     |     |      |               |               |                    |          |       |    |         |
|                | World Arts 441, lecture 28:                                 |         |             |          |     |     |     |      |               |               |                    |          |       |    |         |
|                | World Arts 441, lecture 29:                                 |         |             |          |     |     |     |      |               |               |                    |          |       |    |         |
|                | World Arts 441, lecture 30:                                 |         |             |          |     |     |     |      |               |               |                    |          |       |    |         |
| 451            | TEACHG ASSISTNT SEM Y                                       | Y       | 59-702-200L | SEM      | 1   |     |     | F    | 1:30- 2:50P   | KAUFMAN 136   |                    | 15       | 30    | SU | 2.0     |
|                | World Arts 451, lecture 1: Teaching Assistant Seminar       |         |             |          |     |     |     |      |               |               |                    |          |       |    |         |
| 478            | ADV PRIV INSTR-WAC Y  | Y       | 59-747-200L | STU      | 1   |     |     |      | UNSCHE        |               | LEUNG, A.S.        | 5        | 30    | SU | 2.0-8.0 |
|                | World Arts 478, lecture 1: Advanced Private Instruction     |         |             |          |     |     |     |      |               |               |                    |          |       |    |         |
| 490            | CHOREOG&PERFORMNCE Y  | Y       | 59-780-201L | TUT      | 1   |     |     | VAR  |               |               | FOSTER, S.L.       | 5        | 30    | SO | 2.0-8.0 |
|                | World Arts 490, lecture 1: Choreography & Performance       |         |             |          |     |     |     |      |               |               |                    |          |       |    |         |
|                | World Arts 490, lecture 2:                                  |         |             |          |     |     |     |      |               |               |                    |          |       |    |         |
|                | World Arts 490, lecture 3:                                  |         |             |          |     |     |     |      |               |               |                    |          |       |    |         |
|                | World Arts 490, lecture 4:                                  |         |             |          |     |     |     |      |               |               |                    |          |       |    |         |
|                | World Arts 490, lecture 5:                                  |         |             |          |     |     |     |      |               |               |                    |          |       |    |         |
|                | World Arts 490, lecture 6:                                  |         |             |          |     |     |     |      |               |               |                    |          |       |    |         |
|                | World Arts 490, lecture 7:                                  |         |             |          |     |     |     |      |               |               |                    |          |       |    |         |
|                | World Arts 490, lecture 8:                                  |         |             |          |     |     |     |      |               |               |                    |          |       |    |         |
|                | World Arts 490, lecture 9:                                  |         |             |          |     |     |     |      |               |               |                    |          |       |    |         |
|                | World Arts 490, lecture 10:                                 |         |             |          |     |     |     |      |               |               |                    |          |       |    |         |
|                | World Arts 490, lecture 11:                                 |         |             |          |     |     |     |      |               |               |                    |          |       |    |         |
|                | World Arts 490, lecture 12:                                 |         |             |          |     |     |     |      |               |               |                    |          |       |    |         |
|                | World Arts 490, lecture 13:                                 |         |             |          |     |     |     |      |               |               |                    |          |       |    |         |
|                | World Arts 490, lecture 14:                                 |         |             |          |     |     |     |      |               |               |                    |          |       |    |         |
|                | World Arts 490, lecture 15:                                 |         |             |          |     |     |     |      |               |               |                    |          |       |    |         |
|                | World Arts 490, lecture 16:                                 |         |             |          |     |     |     |      |               |               |                    |          |       |    |         |
|                | World Arts 490, lecture 17:                                 |         |             |          |     |     |     |      |               |               |                    |          |       |    |         |
|                | World Arts 490, lecture 18:                                 |         |             |          |     |     |     |      |               |               |                    |          |       |    |         |
|                | World Arts 490, lecture 19:                                 |         |             |          |     |     |     |      |               |               |                    |          |       |    |         |
|                | World Arts 490, lecture 20:                                 |         |             |          |     |     |     |      |               |               |                    |          |       |    |         |
|                | World Arts 490, lecture 21:                                 |         |             |          |     |     |     |      |               |               |                    |          |       |    |         |
|                | World Arts 490, lecture 22:                                 |         |             |          |     |     |     |      |               |               |                    |          |       |    |         |
|                | World Arts 490, lecture 23:                                 |         |             |          |     |     |     |      |               |               |                    |          |       |    |         |
|                | World Arts 490, lecture 24:                                 |         |             |          |     |     |     |      |               |               |                    |          |       |    |         |

# Tentative Winter 2011 Class Listings

The following section lists the undergraduate courses **TENTATIVELY SCHEDULED** for Spring Quarter. Only primary sections are listed. Revised information will be provided in the Winter *Schedule of Classes*.

| CATALOG NUMBER                          | COURSE TITLE         | CATALOG NUMBER | COURSE TITLE | CATALOG NUMBER | COURSE TITLE |
|---|----------------------|----------------|--------------|----------------|--------------|
| <b>AEROSPACE STUDIES</b>                |                      |                |              |                |              |
| Z                                       | LEADERSHIP LAB       |                |              |                |              |
| 1B                                      | FOUNDATION-USAF      |                |              |                |              |
| 20B                                     | USAF AIR&SPACE POWR  |                |              |                |              |
| 130B                                    | AIR FRCE LDRSP STDS  |                |              |                |              |
| 140B                                    | PREP-ACTIVE DUTY     |                |              |                |              |
| <b>AFRO-AMERICAN STUDIES</b>            |                      |                |              |                |              |
| M5                                      | SOCL ORG-BLK CMNTYS  |                |              |                |              |
| 6                                       | BLACK INTLCTL THGHT  |                |              |                |              |
| M104A                                   | EARLY AFRO-AM LIT    |                |              |                |              |
| M104C                                   | AFR-AM LIT-1960S ON  |                |              |                |              |
| M110B                                   | AFRCN AM MUS HERITG  |                |              |                |              |
| M114C                                   | AFRC AM POL THOUGHT  |                |              |                |              |
| M114E                                   | MALCOLM X&BLACK LIB  |                |              |                |              |
| M118                                    | RETENTION&OUTREACH   |                |              |                |              |
| M145                                    | ELLINGTONIA          |                |              |                |              |
| M158C                                   | INTRO AFRO-AMER HIS  |                |              |                |              |
| M158E                                   | AFRICN-AMER NATNL SM |                |              |                |              |
| M167                                    | JSTC-IMMIGRNT WRKRS  |                |              |                |              |
| M179A                                   | TPCS-AFRO-AMRCN LIT  |                |              |                |              |
| M182C                                   | CULTR&COMM&ETHNGPHY  |                |              |                |              |
| M183C                                   | CULTR&COMM&ETHNGPHY  |                |              |                |              |
| C191                                    | TPCS-AFRO-AMER STDS  |                |              |                |              |
| M194C                                   | CULTR&COMM&HUMN DEV  |                |              |                |              |
| <b>AMERICAN INDIAN STUDIES</b>          |                      |                |              |                |              |
| M118                                    | RETENTION&OUTREACH   |                |              |                |              |
| C121                                    | WRKNG-TRIBAL COMMTY  |                |              |                |              |
| C178                                    | CAL-CLTRL RSRRC MGMT |                |              |                |              |
| <b>ANTHROPOLOGY</b>                     |                      |                |              |                |              |
| 7                                       | HUMAN EVOLUTION      |                |              |                |              |
| 33                                      | CULTURE&COMMUNICATN  |                |              |                |              |
| 111                                     | THRY-ANTHRO ARCHAEO  |                |              |                |              |
| 112                                     | OLD STNE AGE ARCHEO  |                |              |                |              |
| 113R                                    | STHWSTN ARCHAEOLOGY  |                |              |                |              |
| 114P                                    | ANCNT CIV-MESOAMER   |                |              |                |              |
| 121C                                    | EVOLUTON-GENUS HOMO  |                |              |                |              |
| 124A                                    | HUMAN BEHVR ECOLOGY  |                |              |                |              |
| 126                                     | TOPICS-BIO ANTHRO    |                |              |                |              |
| 131                                     | CULTURE              |                |              |                |              |
| 139                                     | FLD MTHD-CLT ANTHRO  |                |              |                |              |
| 141                                     | ETHNOG-EVRYDAY SPCH  |                |              |                |              |
| C144                                    | NAT AMER LANG&CLTRE  |                |              |                |              |
| 150                                     | STUDY-SOCIAL SYSTMS  |                |              |                |              |
| 157                                     | TOPIC-SOCIAL ANTHRO  |                |              |                |              |
| C169R                                   | NATIVE AMER REMAINS  |                |              |                |              |
| 175S                                    | JAPAN                |                |              |                |              |
| M186                                    | MODELING&SIMULATION  |                |              |                |              |
| 188SA                                   | INDIV STD FOR USIE   |                |              |                |              |
| 191                                     | VARIABLE TOPICS      |                |              |                |              |
| 191HA                                   | BEGINNING SEMINAR    |                |              |                |              |
| 191HD                                   | WRITING FOR ANTHRO   |                |              |                |              |
| 193                                     | JOURNAL CLUB SEM     |                |              |                |              |
| M193P                                   | JOURNAL CLUB SEM     |                |              |                |              |
| <b>APPLIED LINGUISTICS</b>              |                      |                |              |                |              |
| <b>African Languages</b>                |                      |                |              |                |              |
| 1B                                      | ELEMENTARY SWAHILI   |                |              |                |              |
| 11B                                     | ELEMENTARY YORUBA    |                |              |                |              |
| <b>Applied Linguistics</b>              |                      |                |              |                |              |
| 40W                                     | LANGUAGE AND GENDER  |                |              |                |              |
| C114                                    | LISTN&SPEAK-LANG ED  |                |              |                |              |
| C116                                    | GRMMR-SEC&FRGN LANG  |                |              |                |              |
| C118A                                   | 2ND&FRGN LANG TEACH  |                |              |                |              |
| C140                                    | LANG ASSESS PROCEDR  |                |              |                |              |
| M165SL                                  | SPANISH-COMMUNITY    |                |              |                |              |
| <b>English as a Second Language</b>     |                      |                |              |                |              |
| 33C                                     | ADV ENGL-ACADEMIC    |                |              |                |              |
| 33G                                     | ADV ENGL-ACADEMIC    |                |              |                |              |
| 35                                      | UNIVERSITY WRITING   |                |              |                |              |
| 38B                                     | PRONUNCIATION        |                |              |                |              |
| 39B                                     | COMMUNCTN STRATGIES  |                |              |                |              |
| <b>ARCHITECTURE AND URBAN DESIGN</b>    |                      |                |              |                |              |
| 10A                                     | HIST-ARCH&URBN DSGN  |                |              |                |              |
| 121                                     | STUDIO I             |                |              |                |              |
| M130                                    | SPACE AND PLACE      |                |              |                |              |
| 133                                     | MODERNISM&METROPOLIS |                |              |                |              |
| 142                                     | TECH II-BLDG MATRLS  |                |              |                |              |
| CM153                                   | SUSTAINABLE ARCHITC  |                |              |                |              |
| <b>ART</b>                              |                      |                |              |                |              |
| 1A                                      | DRAWING              |                |              |                |              |
| 1B                                      | SCULPTURE            |                |              |                |              |
| 11A                                     | PAINTING             |                |              |                |              |
| 11B                                     | PHOTOGRAPHY          |                |              |                |              |
| 11D                                     | NEW GENRES           |                |              |                |              |
| 11E                                     | CERAMICS             |                |              |                |              |
| 31B                                     | MODERNISM            |                |              |                |              |
| 130                                     | ADVANCED DRAWING     |                |              |                |              |
| 133                                     | ADVANCED PAINTING    |                |              |                |              |
| 137                                     | ADVANCED NEW GENRES  |                |              |                |              |
| 140                                     | ADVANCED PRINTMAKNG  |                |              |                |              |
| 145                                     | ADVANCED SCULPTURE   |                |              |                |              |
| 147                                     | ADVANCED PHOTOGRPHY  |                |              |                |              |
| 148                                     | ADVANCED CERAMICS    |                |              |                |              |
| 150                                     | SENIOR STUDIO        |                |              |                |              |
| 170                                     | SPECL TOPICS-STUDIO  |                |              |                |              |
| C180                                    | SEMINAR IN ART       |                |              |                |              |
| M184                                    | CHICANA ART&ARTISTS  |                |              |                |              |
| 190                                     | COLLOQUIA            |                |              |                |              |
| 193                                     | CURRENT TOPICS       |                |              |                |              |
| <b>ART HISTORY</b>                      |                      |                |              |                |              |
| 56B                                     | CHINESE ART          |                |              |                |              |
| 57                                      | RENSSN&BAROQUE ART   |                |              |                |              |
| M101B                                   | ART&ARCH-ANCT EGYPT  |                |              |                |              |
| M102A                                   | MINOAN ART&ARCHLGY   |                |              |                |              |
| M102D                                   | CLSC L GRK ART&ARCHL |                |              |                |              |
| C103D                                   | PRESERVATION OF ART  |                |              |                |              |
| 104A                                    | WESTERN ISLAMIC ART  |                |              |                |              |
| C104C                                   | PROBLMS-ISLAMIC ART  |                |              |                |              |
| 110G                                    | ART&POLTCS-LATIN AM  |                |              |                |              |
| 114F                                    | ARTS-SOUTHEAST ASIA  |                |              |                |              |
| C115C                                   | ADV JAPANESE ART     |                |              |                |              |
| C117C                                   | PRE-CLMBN ART-ANDES  |                |              |                |              |
| 127                                     | UNDERGRAD SEMINAR    |                |              |                |              |
| C149B                                   | SURREALISM 1924-39   |                |              |                |              |
| C150B                                   | CNTMP ART 1960S-70S  |                |              |                |              |
| <b>ARTS AND ARCHITECTURE</b>            |                      |                |              |                |              |
| 192SL                                   | ARTS ED PRAT& PROJ   |                |              |                |              |
| <b>ASIAN AMERICAN STUDIES</b>           |                      |                |              |                |              |
| 10                                      | HIST-ASIAN AMERICNS  |                |              |                |              |
| 97                                      | ASIAN AM TOPICS      |                |              |                |              |
| M112B                                   | ASIA AM LIT-1980 ON  |                |              |                |              |
| M117                                    | ASIA AMRC&MNTL HLTH  |                |              |                |              |
| M129                                    | HLTH-ASIAN&PAC ISLD  |                |              |                |              |
| 131A                                    | JAPANESE AMRCN EXPR  |                |              |                |              |
| 133                                     | PILPNO AMRCN EXPRNC  |                |              |                |              |
| 142B                                    | COMMUNITY MEDIA      |                |              |                |              |
| M166C                                   | JSTC-IMMIGRNT WRKRS  |                |              |                |              |
| M168                                    | RETENTION&OUTREACH   |                |              |                |              |
| 172C                                    | TRANSNTNL BOLLYWOOD  |                |              |                |              |
| 187A                                    | RESEARCH METHODS     |                |              |                |              |
| 187C                                    | ASIAN AM POP&COMTY   |                |              |                |              |
| 187D                                    | RACE&ETH&GNDR&SXLT   |                |              |                |              |
| 191B                                    | ASIAN AM THEMES      |                |              |                |              |
| M191F                                   | TOPICS-ASIAN AM LIT  |                |              |                |              |
| <b>ASIAN LANGUAGES AND CULTURES</b>     |                      |                |              |                |              |
| <b>Asian</b>                            |                      |                |              |                |              |
| M20                                     | STUDY OF WRITING     |                |              |                |              |
| <b>Chinese</b>                          |                      |                |              |                |              |
| 2                                       | ELEM MODERN CHINESE  |                |              |                |              |
| 2A                                      | ADV ELEM MOD CHINESE |                |              |                |              |
| 5                                       | INTRMED MOD CHINESE  |                |              |                |              |
| 5A                                      | ADV INTRM MOD CHNSE  |                |              |                |              |
| 60                                      | CHINESE RELIGIONS    |                |              |                |              |
| 100B                                    | ADV MODERN CHINESE   |                |              |                |              |
| 101B                                    | ADV READ-MOD CHNESE  |                |              |                |              |
| 102A                                    | BUSINESS CHINESE     |                |              |                |              |
| 110B                                    | INTR-CLASCL CHINESE  |                |              |                |              |
| 135                                     | FILM AND CULTURE     |                |              |                |              |
| 140B                                    | CLSC LIT-PROSE       |                |              |                |              |
| 152                                     | CNTMP CHIN LIT&CLTR  |                |              |                |              |
| 182                                     | ERLY GLBL TRD&PIRCY  |                |              |                |              |
| 186                                     | ARCHAEOLOGY-CHINA    |                |              |                |              |
| 187                                     | CHIN ETYMLGY&CALLIG  |                |              |                |              |
| <b>Filipino</b>                         |                      |                |              |                |              |
| 2                                       | INTRO FILIPINO       |                |              |                |              |
| 5                                       | INTERMEDT FILIPINO   |                |              |                |              |
| <b>Hindi-Urdu</b>                       |                      |                |              |                |              |
| 2                                       | INTRO HINDI-URDU     |                |              |                |              |
| 5                                       | INTERMED HINDI-URDU  |                |              |                |              |
| <b>Indonesian</b>                       |                      |                |              |                |              |
| 2                                       | INTRO INDONESIAN     |                |              |                |              |
| 5                                       | INTERMED INDONESIAN  |                |              |                |              |
| 100B                                    | ADVANCED INDONESIAN  |                |              |                |              |
| <b>Japanese</b>                         |                      |                |              |                |              |
| 2                                       | ELEM MOD JAPANESE    |                |              |                |              |
| 5                                       | INTRMD MOD JAPANESE  |                |              |                |              |
| 100B                                    | ADV MODERN JAPANESE  |                |              |                |              |
| 101B                                    | ADV RDNGS-MDRN JPNS  |                |              |                |              |
| 102B                                    | ADV READING&WRITING  |                |              |                |              |
| 108FL                                   | READINGS-JAPANESE    |                |              |                |              |
| M120                                    | INTRO-JAPANESE LING  |                |              |                |              |
| 130A                                    | MODERN JAPANESE LIT  |                |              |                |              |
| 140C                                    | JAPANESE LIT-EDO     |                |              |                |              |
| C160                                    | JAPANESE BUDDHISM    |                |              |                |              |
| 172                                     | FTN&PLAYS-FLOAT WLD  |                |              |                |              |
| C177                                    | INTRO-MOD AESTHETCS  |                |              |                |              |
| <b>Korean</b>                           |                      |                |              |                |              |
| 2                                       | ELEM MODERN KOREAN   |                |              |                |              |
| 2A                                      | ELEM KORN-KORN SPKR  |                |              |                |              |
| 5                                       | INTRMED MDRN KOREAN  |                |              |                |              |
| 5A                                      | INTRMDT KOREAN-NATV  |                |              |                |              |
| 50                                      | KOREAN CIVILIZATION  |                |              |                |              |
| 100B                                    | ADV MODERN KOREAN    |                |              |                |              |
| 101B                                    | ADV RDNG-MOD KOREAN  |                |              |                |              |
| 102B                                    | ADV KOREAN CONVRSTN  |                |              |                |              |
| 103B                                    | READNGS-SINO-KOREAN  |                |              |                |              |
| C105B                                   | KOREAN ACADMC TEXTS  |                |              |                |              |
| 106A                                    | SUPERIOR KOREAN      |                |              |                |              |
| 130A                                    | MODERN KOREAN LIT    |                |              |                |              |
| 151                                     | MODERN LIT-TRANSLTN  |                |              |                |              |
| 155                                     | KOREAN CINEMA        |                |              |                |              |
| 165                                     | KOREAN BDDHST TEXTS  |                |              |                |              |
| 172                                     | TOPCS-KOR CHRISTIAN  |                |              |                |              |
| 183                                     | KOREAN FOLKLORE      |                |              |                |              |
| <b>South Asian</b>                      |                      |                |              |                |              |
| 60                                      | RELGN-CLASSCL INDIA  |                |              |                |              |
| 115                                     | READINGS-SANSKRIT    |                |              |                |              |
| <b>Southeast Asian</b>                  |                      |                |              |                |              |
| M20                                     | STUDY OF WRITING     |                |              |                |              |
| <b>Thai</b>                             |                      |                |              |                |              |
| 2                                       | INTRODUCTORY THAI    |                |              |                |              |
| 5                                       | INTERMEDIATE THAI    |                |              |                |              |
| 100B                                    | ADVANCED THAI        |                |              |                |              |
| <b>Vietnamese</b>                       |                      |                |              |                |              |
| 2                                       | INTRO VIETNAMESE     |                |              |                |              |
| 5                                       | INTRMDT VIETNAMESE   |                |              |                |              |
| 100B                                    | ADVANCED VIETNAMESE  |                |              |                |              |
| <b>ATMOSPHERIC AND OCEANIC SCIENCES</b> |                      |                |              |                |              |
| 1                                       | CLIMATE CHANGE       |                |              |                |              |
| 1L                                      | CLIMATE CHANGE LAB   |                |              |                |              |
| 2                                       | AIR POLLUTION        |                |              |                |              |
| 2L                                      | AIR POLLUTION LAB    |                |              |                |              |









| CATALOG NUMBER                              | COURSE TITLE         | CATALOG NUMBER | COURSE TITLE  | CATALOG NUMBER | COURSE TITLE |
|---|----------------------|----------------|---|----------------|--------------|
| 141L  | CMPTR MTHDS&INSTRMN  |                |   |                |              |
| 143A  | MECH BEHV-MATERIALS  |                |   |                |              |
| 150   | INTRO TO POLYMERS    |                |   |                |              |
| 151   | COMPOSITE MATERIALS  |                |   |                |              |
| CM180                                       | INTRO-BIOMATERIALS   |                |   |                |              |
| <b>MATHEMATICS</b>                          |                      |                |   |                |              |
| <b>Mathematics</b>                          |                      |                |   |                |              |
| 2   | FINITE MATHEMATICS   |                |   |                |              |
| 3A  | CALC LIFE SCI STDT   |                |   |                |              |
| 3B  | CALC LIFE SCI STDT   |                |   |                |              |
| 3C  | PROB LIFE SCI STDT   |                |   |                |              |
| 31A   | DIFF&INTGL CALCULUS  |                |   |                |              |
| 31B   | INTEGRTN&INF SERIES  |                |   |                |              |
| 32A   | CALC OF SEVRL VAR    |                |   |                |              |
| 32B   | CALC OF SEVRL VAR    |                |   |                |              |
| 32BH  | CALC-SEVRL VAR-HNR   |                |   |                |              |
| 33A   | LINEAR ALGBRA&APPLS  |                |   |                |              |
| 33AH  | LINEAR ALG&APPS-HNR  |                |   |                |              |
| 33B   | DIFFERNTL EQUATIONS  |                |   |                |              |
| 61  | DISCRETE STRUCTURES  |                |   |                |              |
| 71SL  | ELMNTRY SCHOOL MATH  |                |   |                |              |
| 72SL  | MIDDLE SCHOOL MATH   |                |   |                |              |
| 98XA  | PEERS COLLAB WRKSH   |                |   |                |              |
| 98XB  | PEERS COLLAB WRKSH   |                |   |                |              |
| 103B  | MATH INSTRUCTION     |                |   |                |              |
| 105B  | PEDAGOGY-SCNDRY MTH  |                |   |                |              |
| 106   | HIST OF MATHEMATICS  |                |   |                |              |
| 110A  | ALGEBRA              |                |   |                |              |
| 110B  | ALGEBRA              |                |   |                |              |
| 110BH                                       | ALGEBRA-HONORS       |                |   |                |              |
| 114C  | COMPUTABILITY THEORY |                |   |                |              |
| 115A  | LINEAR ALGEBRA       |                |   |                |              |
| 115B  | LINEAR ALGEBRA       |                |   |                |              |
| 116   | MATH CRYPTOLOGY      |                |   |                |              |
| 131A  | ANALYSIS             |                |   |                |              |
| 131B  | ANALYSIS             |                |   |                |              |
| 131BH                                       | ANALYSIS-HONORS      |                |   |                |              |
| 132   | CMPLX ANLY-APLICNTS  |                |   |                |              |
| 134   | SYSTMS-DIFFNTL EQTN  |                |   |                |              |
| 135   | ORDNRY DFRNTL EQTNS  |                |   |                |              |
| 136   | PARTL DFFRNTL EQTNS  |                |   |                |              |
| 142   | MATHEMTCAL MODELING  |                |   |                |              |
| 146   | MTHDS-APPLIED MATH   |                |   |                |              |
| 151A  | APPLD NUMRCL MTHDS   |                |   |                |              |
| 151B  | APPLD NUMRCL MTHDS   |                |   |                |              |
| 164   | OPTIMIZATION         |                |   |                |              |
| 167   | MATH GAME THEORY     |                |   |                |              |
| 170A  | PROBABILITY THEORY   |                |   |                |              |
| 170B  | PROBABILITY THEORY   |                |   |                |              |
| 172B  | ACTUARIAL MODELS I   |                |   |                |              |
| 174   | MATHEMATICS-FINANCE  |                |   |                |              |
| 191   | VARIABLE TOPICS      |                |   |                |              |
| <b>Program in Computing</b>                 |                      |                |   |                |              |
| 10A   | INTR TO PROGRAMMING  |                |   |                |              |
| 10B   | INTRMDT PROGRAMMING  |                |   |                |              |
| 20A   | JAVA LANG-APPLICATN  |                |   |                |              |
| 40A   | INTRO-INTERNET PROG  |                |   |                |              |
| <b>MECHANICAL AND AEROSPACE ENGINEERING</b> |                      |                |   |                |              |
| 101   | STTCS&STRNGTH-MTRLs  |                |   |                |              |
| 102   | DYMN-PART&RIGID BOD  |                |   |                |              |
| 103   | ELEM FLUID MECHANIC  |                |   |                |              |
| 105A  | INT-ENGR THERMODYNC  |                |   |                |              |
| 105D  | TRANSPORT PHENOMENA  |                |   |                |              |
| 107   | DYNAMIC SYSTEMS      |                |   |                |              |
| 133A  | ENGR THERMODYNAMICS  |                |   |                |              |
| 136   | ENERGY&ENVIRONMENT   |                |   |                |              |
| CM140                                       | INTRO-BIOMECHANICS   |                |   |                |              |
| 150A  | INTRMD FLUID MCHNCS  |                |   |                |              |
| 154A  | PRELM DSGN-AIRCRAFT  |                |   |                |              |
| 156A  | ADV STRNGTH-MATERLS  |                |   |                |              |
| 157   | BASIC MECH ENGR LAB  |                |   |                |              |
| 157S  | AEROSPACE ENGR LAB   |                |   |                |              |
| 161R  | SPC TECH&ROCKT PRPLS |                |   |                |              |
| 162B  | MECHANCL PRDCT DSGN  |                |   |                |              |
| 162M  | SENr MECH ENGR DSGN  |                |   |                |              |
| 166C  | DSGN-COMPOSIT STRUC  |                |   |                |              |
| M168  | FINITE ELEMNT MTHDS  |                |   |                |              |
| 171A  | DYNAM SYS CNTRL I    |                |   |                |              |
| 174   | RISK&RLBLTY&QUALITY  |                |   |                |              |
| 182A  | MATHEMATICS OF ENGR  |                |   |                |              |
| 182B  | MATHEMATICS OF ENGR  |                |   |                |              |
| 185   | INTRO TO RFID        |                |   |                |              |
| 194   | RESEARCH GROUP SEM   |                |   |                |              |
|   |                      |                | <b>MICROBIOLOGY, IMMUNOLOGY, AND MOLECULAR GENETICS</b> |                |              |
| 6   | MICROBIO FOR NONMJR  |                |   |                |              |
| 100L  | LAB-PROFESSNL SCHLS  |                |   |                |              |
| 102   | INTRO VIROLOGY       |                |   |                |              |
| CM133                                       | BIOTECHNOLOGY        |                |   |                |              |
| CM156                                       | HUMAN GENETICS       |                |   |                |              |
| 158   | MICROBIAL GENOMICS   |                |   |                |              |
| 185A  | IMMUNOLOGY           |                |   |                |              |
| 191H  | HONORS RESEARCH SEM  |                |   |                |              |
|   |                      |                | <b>MILITARY SCIENCE</b>                                 |                |              |
| Z   | LEADERSHIP LAB       |                |   |                |              |
| 12  | BASIC MIL LEADRSHP   |                |   |                |              |
| 22  | LDRSHP DEV&MIL PLAN  |                |   |                |              |
| 110   | US MILITARY HISTORY  |                |   |                |              |
| 132   | OFFICERSHIP&COMMCTN  |                |   |                |              |
| 142   | LEADRSHPE&ETHCS&LAW  |                |   |                |              |
|   |                      |                | <b>MOLECULAR, CELL, AND DEVELOPMENTAL BIOLOGY</b>       |                |              |
| 40  | AIDS&SEXUAL TRANSMIT |                |   |                |              |
| 50  | STEM CELL BIO&PLTCS  |                |   |                |              |
| 60  | BIOMEDICAL ETHICS    |                |   |                |              |
| 104   | CELL&MOLEC BIO LAB   |                |   |                |              |
| 138   | DEVELOPMENTAL BIOL   |                |   |                |              |
| 150L  | PLANT COMMUNCTN LAB  |                |   |                |              |
| CM156                                       | HUMAN GENETICS       |                |   |                |              |
| 165B  | MOL BIO-CELL NUCL    |                |   |                |              |
| 172   | GENMCS&BIONINFRTMCS  |                |   |                |              |
| M175B                                       | MOLEC&DVLP NEUROSCI  |                |   |                |              |
| 187B  | GENOMIC RESEARCH     |                |   |                |              |
| 188SA                                       | INDIV STD FOR USIE   |                |   |                |              |
| 191   | VAR TOPICS-MCD BIO   |                |   |                |              |
| 192A  | UNDERGRAD PRACTICUM  |                |   |                |              |
| 192B  | PRACTICUM-CITYLAB    |                |   |                |              |
|   |                      |                | <b>MUSIC</b>  |                |              |
| 60AW  | VIOLIN               |                |   |                |              |
| 60BW  | VIOLA                |                |   |                |              |
| 60CW  | CELLO                |                |   |                |              |
| 60DW  | STRING BASS          |                |   |                |              |
| 60EW  | HARP                 |                |   |                |              |
| 60FW  | CLASSICAL GUITAR     |                |   |                |              |
| 61AW  | FLUTE                |                |   |                |              |
| 61BW  | OBOE                 |                |   |                |              |
| 61CW  | CLARINET             |                |   |                |              |
| 61DW  | BASSOON              |                |   |                |              |
| 61EW  | SAXOPHONE            |                |   |                |              |
| 62AW  | TRUMPET              |                |   |                |              |
| 62BW  | FRENCH HORN          |                |   |                |              |
| 62CW  | TROMBONE             |                |   |                |              |
| 62DW  | TUBA                 |                |   |                |              |
| 63W   | PERCUSSION           |                |   |                |              |
| 64AW  | PIANO                |                |   |                |              |
| 64BW  | ORGAN                |                |   |                |              |
| 65W   | VOICE                |                |   |                |              |
| M87   | SPECIAL COURSES      |                |   |                |              |
| C90A  | UCLA CHORALE         |                |   |                |              |
| 90B   | UNIVERSITY CHORUS    |                |   |                |              |
| 90C   | CHAMBER SINGERS      |                |   |                |              |
| 90D   | OPERA WORKSHOP       |                |   |                |              |
| C90E  | SYMPHONY ORCHESTRA   |                |   |                |              |
| 90F   | SYMPHONIC BAND       |                |   |                |              |
| C90G  | WIND ENSEMBLE        |                |   |                |              |
| 90M   | MRCHNG&VARSITY BAND  |                |   |                |              |
| 90P   | ALEXANDER TECHNIQUE  |                |   |                |              |
| C90Q  | PIANO&KEYBRD ACCOMP  |                |   |                |              |
| 90R   | GUITAR ACCOMPANYING  |                |   |                |              |
| 90S   | HARP ACCOMPANYING    |                |   |                |              |
| 100C  | INSTRUMENTAL MUSIC   |                |   |                |              |
| 104B  | TOPICS-COUNTERPOINT  |                |   |                |              |
| 106B  | ORCHESTRATION II     |                |   |                |              |
| 110   | LEARNING-MUSIC EDUC  |                |   |                |              |
| 111A  | TECH-MUSIC EDUC I    |                |   |                |              |
| 111B  | TECH-MUSIC EDUC II   |                |   |                |              |
| 112   | FIELD EXPR-MUSIC ED  |                |   |                |              |
| 114C  | FLUTE&SAXOPHONE      |                |   |                |              |
| 114D  | DOUBLE REEDS         |                |   |                |              |
| 114G  | SNARE DRUM           |                |   |                |              |
| 114I  | VOICE                |                |   |                |              |
| 117   | INSTRMNTL&CHORL LIT  |                |   |                |              |
| 118B  | ADV-CHORL&INSTR LIT  |                |   |                |              |
| 119   | VOCAL TECHNQ-MUS ED  |                |   |                |              |
| 120B  | MUSIC THEORY V       |                |   |                |              |
| 123B  | COMPOSITION          |                |   |                |              |
| 140B  | WSTRN MSC 1700-1890  |                |   |                |              |
| 160AW                                       | ADVANCED VIOLIN      |                |   |                |              |
| 160BW                                       | ADVANCED VIOLA       |                |   |                |              |
| 160CW                                       | ADVANCED CELLO       |                |   |                |              |
| 160DW                                       | ADV STRING BASS      |                |   |                |              |
| 160EW                                       | ADVANCED HARP        |                |   |                |              |
| 160FW                                       | ADV CLASSICL GUITAR  |                |   |                |              |
| 161AW                                       | ADVANCED FLUTE       |                |   |                |              |
| 161BW                                       | ADVANCED OBOE        |                |   |                |              |
| 161CW                                       | ADVANCED CLARINET    |                |   |                |              |
| 161DW                                       | ADVANCED BASSOON     |                |   |                |              |
| 161EW                                       | ADVANCED SAXOPHONE   |                |   |                |              |
| 162AW                                       | ADVANCED TRUMPET     |                |   |                |              |
| 162BW                                       | ADV FRENCH HORN      |                |   |                |              |
| 162CW                                       | ADVANCED TROMBONE    |                |   |                |              |
| 162DW                                       | ADVANCED TUBA        |                |   |                |              |
| 163W  | ADVANCED PERCUSSION  |                |   |                |              |
| 164AW                                       | ADVANCED PIANO       |                |   |                |              |
| 164BW                                       | ADVANCED ORGAN       |                |   |                |              |
| 165W  | ADVANCED VOICE       |                |   |                |              |
| C167  | TOPICS-KEYBOARD LIT  |                |   |                |              |
| C175  | CHAMBER ENSEMBLES    |                |   |                |              |
|   |                      |                | <b>MUSICOLOGY</b>                                       |                |              |
|   |                      |                | <b>Music History</b>                                    |                |              |
| 5   | HIST-ROCK AND ROLL   |                |   |                |              |
| 19  | FIAT LUX FRSHMN SEM  |                |   |                |              |
| 28B   | RENAISSANCE PERIOD   |                |   |                |              |
| 60  | AMERICAN MUSICAL     |                |   |                |              |
| M87   | SPECIAL COURSES      |                |   |                |              |
| 125E  | HIST&CLTR 1900-1945  |                |   |                |              |
| 160   | TOPICS-AMER MUSICAL  |                |   |                |              |
| 190   | RESEARCH COLLOQUIA   |                |   |                |              |
| 191G  | MUSIC-OTHER TOPICS   |                |   |                |              |
|   |                      |                | <b>NAVAL SCIENCE</b>                                    |                |              |
| Z   | LEADERSHIP LAB       |                |   |                |              |
| 20B   | SEAPOWR&MARITM AFRS  |                |   |                |              |
| 101B  | NAVAL OPS&SEAMANSHP  |                |   |                |              |
| 102B  | NAVAL LDRSHP&MGMT I  |                |   |                |              |
|   |                      |                | <b>NEAR EASTERN LANGUAGES AND CULTURES</b>              |                |              |
|   |                      |                | <b>Ancient Near East</b>                                |                |              |
| 10W   | JERUSALEM-HOLY CITY  |                |   |                |              |
| M103A                                       | ANCIENT EGYPT CIV    |                |   |                |              |
| M110B                                       | IRANIAN CIVILIZATION |                |   |                |              |
| 120B  | ELEM ANCN EGYPTIAN   |                |   |                |              |
| 125A  | DIGITAL CULTURL MAP  |                |   |                |              |
| 130   | ANCIENT EGYPT RELIG  |                |   |                |              |
| 140B  | ELEMENTARY SUMERIAN  |                |   |                |              |
| 164C  | BABYLONIANS          |                |   |                |              |
|   |                      |                | <b>Arabic</b>   |                |              |
| 1B  | ELEMNTRY STD ARABIC  |                |   |                |              |
| 102B  | INTERMED STD ARABIC  |                |   |                |              |
| 103B  | ADVANCED ARABIC      |                |   |                |              |
| 111B  | ELEM SPK EGYPT ARAB  |                |   |                |              |
| 120   | ISLAMIC TEXTS        |                |   |                |              |
|   |                      |                | <b>Armenian</b>   |                |              |
| 101B  | ELEM WSTRN ARMENIAN  |                |   |                |              |
| 102B  | INTRMD WST ARMENIAN  |                |   |                |              |
| 104B  | ELEM MOD EAST ARMEN  |                |   |                |              |
| 105B  | INTR MOD EAST ARMEN  |                |   |                |              |
| 106B  | ADV MOD EAST ARMEN   |                |   |                |              |
|   |                      |                | <b>Hebrew</b>   |                |              |
| 1B  | ELEMENTARY HEBREW    |                |   |                |              |
| 102B  | INTERMEDIATE HEBREW  |                |   |                |              |
| 103B  | ADVANCED HEBREW      |                |   |                |              |
| 110B  | BIBLICL PROSE TEXTS  |                |   |                |              |
| 111B  | CONVERSATONL HEBREW  |                |   |                |              |
| 180B  | SURVEY HEBREW GRAMM  |                |   |                |              |
|   |                      |                | <b>Iranian</b>  |                |              |
| 1B  | ELEMENTARY PERSIAN   |                |   |                |              |
| 20B   | ACCLRT ELEM PERSIAN  |                |   |                |              |
| 102B  | INTRMEDIATE PERSIAN  |                |   |                |              |
| M110B                                       | IRANIAN CIVILIZATION |                |   |                |              |
| 120   | 6 MAJOR PERSN POETS  |                |   |                |              |
| 141   | PERSN ANLYTCL PROSE  |                |   |                |              |
| 161B  | ELEM MID IRANIAN     |                |   |                |              |
|   |                      |                | <b>Jewish Studies</b>                                   |                |              |
| 75  | MDRN HBRW LIT-FILMS  |                |   |                |              |
| M150A                                       | BIBLE AND APOCRYPHA  |                |   |                |              |
| 177   | VARIABLE TOPICS      |                |   |                |              |
| M187  | HOLOCAUST IN LIT     |                |   |                |              |

| CATALOG NUMBER                | COURSE TITLE         | CATALOG NUMBER           | COURSE TITLE         | CATALOG NUMBER                          | COURSE TITLE         |
|-------------------------------|----------------------|--------------------------|----------------------|---|----------------------|
| <b>Near Eastern Languages</b> |                      |                          |                      |   |                      |
| M20                           | STUDY OF WRITING     | 126                      | ELEM PARTICLE PHYS   | 190                                     | RESEARCH COLLOQUIA   |
| 50B                           | JUDSM&CHRISTN&ISLAM  | 131                      | MATH METHDS-PHYSICS  | 191BH                                   | DEPT HONORS SEMINAR  |
| <b>Semitic</b>                |                      |                          |                      |   |                      |
| 140B                          | ELEMENTARY AKKADIAN  | 132                      | MATH METHDS-PHYSICS  | 192                                     | EDUCATION PRACTICES  |
| <b>Turkic Languages</b>       |                      |                          |                      |   |                      |
| 101B                          | ELEMENTARY TURKISH   | 140B                     | PROPTIES OF SOLIDS   | 194A                                    | INTERNSHIP SEMINAR   |
| 102B                          | ADVANCED TURKISH     | 180A                     | NUCLEAR PHYSICS LAB  | C194D                                   | RESEARCH GRP PRACTM  |
| 115B                          | ELEMENTARY AZERI     | 180C                     | SOLID STATE LAB      | <b>PUBLIC HEALTH</b>                    |                      |
| 116B                          | ADVANCED AZERI       | 180E                     | PLASMA LAB           | M106                                    | HLTH-CHICANO/LATINO  |
| <b>NEUROBIOLOGY</b>           |                      |                          |                      |   |                      |
| <b>Medical History</b>        |                      |                          |                      |   |                      |
| M169                          | HIST-NEUROSCIENCES   | 194                      | RESEARCH GROUP SEM   | <b>PUBLIC POLICY</b>                    |                      |
| <b>NEUROSCIENCE</b>           |                      |                          |                      |   |                      |
| M101B                         | MOLEC&DVLP NEUROSCI  | <b>POLITICAL SCIENCE</b> |                      | 10A                                     | INTRO-PUBLIC POLICY  |
| 101L                          | NEUROSCIENCE LAB     | 6                        | INTRO-DATA ANALYSIS  | 10B                                     | CALIFORNIA PLCY ISS  |
| M145                          | NEURL MCHNSMS-MVMNT  | 10                       | INTR-POLITCL THEORY  | C101                                    | DRUG ABUSE CONTROL   |
| C177                          | DRUG ABUSE-NEUROBIO  | 19                       | FIAT LUX FRSHMN SEM  | CM123                                   | US NATNL SCRTRY PLCY |
| 191B                          | SYSTEMS&INTEGRATIVE  | 30                       | POLITICS & STRATEGY  | M186                                    | UNEQUAL EDUCATION    |
| 191C                          | MOLEC&CELL&DEVLPMTL  | 40                       | INTRO-AMERICAN PLTCS | 187                                     | RESEARCH SEMINAR     |
| 192B                          | PROJECT BRAINSTORM   | 50                       | INTRO-COMPRTV PLTCS  | 191A                                    | TOPCS-PUBLIC POLICY  |
| <b>NURSING</b>                |                      |                          |                      |   |                      |
| 20                            | NRSG&SOCIAL JUSTICE  | M105                     | ECON MDL-PBLC CHOIC  | <b>RELIGION, STUDY OF</b>               |                      |
| 50                            | FUNDAMENTALS OF EPI  | 111B                     | EARLY MDRN POL THRY  | 140                                     | SEM-STUDY OF RELIGN  |
| 115                           | PHARMACOL&THERAPEUT  | 111C                     | LATE MODRN POL THRY  | <b>SCANDINAVIAN SECTION</b>             |                      |
| C160                          | SECONDARY PREVENTN   | M112B                    | INVENTN OF DEMOCRACY | 2                                       | ELEMENTARY SWEDISH   |
| 168                           | ADV LDRSHP&RL INTGN  | 113B                     | POLITICS&THRY&FILM   | 5                                       | INTERMED SWEDISH     |
| 169                           | CLIN-INTEGRATION     | M114C                    | AFRC AM POL THOUGHT  | 12                                      | ELEM NORWEGIAN       |
| 171C                          | PUB HEALTH NURSING   | M115B                    | POLITICAL ETHICS     | 50W                                     | INTRO-SCAN LIT&CLTR  |
| 173                           | INTRO TO RESEARCH    | M115D                    | DIVERSITY&DEMOCRACY  | 132B                                    | INTERMEDT OLD NORSE  |
| 174                           | PHYSICAL ASSESSMENT  | 119                      | SPECL STDS POL THRY  | 141C                                    | SHORT STORY-SCAND    |
| <b>PHILOSOPHY</b>             |                      |                          |                      |   |                      |
| 6                             | INTRO-POLITICL PHIL  | 120A                     | FOREIGN RELATION-US  | 148A                                    | HALLDOR LAXNESS      |
| 7                             | INT PHILOSOPHY-MIND  | 123A                     | INTERNATIONAL LAW    | 155                                     | MODERN BREAKTHROUGH  |
| 21                            | SKEPTICSM&RATNALTY   | M125B                    | US NATNL SCRTRY PLCY | C180                                    | LIT&SCANDVN SOCIETY  |
| 22W                           | INTRO-ETHICAL THRY   | 128A                     | US-SOVIET RELATIONS  | 187FL                                   | RDNGS-SCANDINAVIAN   |
| 31                            | LOGIC-1ST CRSE       | 128B                     | INTNTL RLTNRS-RUSSIA | <b>SLAVIC LANGUAGES AND LITERATURES</b> |                      |
| 100B                          | MDVL&ERLY MDRN PHIL  | 129                      | DIPLOMACY AND WAR    | <b>Czech</b>                            |                      |
| C110                          | SPINOZA              | 134                      | FORGN POLICY DECISN  | 101B                                    | CZECH LANG&CULTURE   |
| C115                          | KANT                 | 138B                     | INTL POLT 1914-PRES  | 187B                                    | ADV TUTORIAL INSTR   |
| C119                          | TOPICS-MODRN PHILOS  | 139                      | SPC STDS-INTNTL REL  | 187C                                    | ADV TUTORIAL INSTR   |
| 127A                          | PHILOS OF LANGUAGE   | 140B                     | THE PRESIDENCY       | <b>Hungarian</b>                        |                      |
| 131                           | SCIENCE&METAPHYSICS  | 141B                     | PUB OPIN&VTNG BEHAV  | 187A                                    | ADV TUTORIAL INSTR   |
| 133                           | TPC-LOGIC&SEMANTICS  | 141C                     | POLITCL BEHAVR ANLY  | 187B                                    | ADV TUTORIAL INSTR   |
| M134                          | INTRO TO SET THEORY  | 144A                     | CHICANO&LATINO PLTC  | <b>Polish</b>                           |                      |
| 135                           | INTRO-METALOGIC      | M144C                    | UNEQUAL EDUCATION    | 101B                                    | ELEMENTARY POLISH    |
| C151B                         | HIST OF ETHICS-MDRN  | 146B                     | BURCRACY&PUBL MGMT   | 187J                                    | ADV TUTORIAL INSTR   |
| 153A                          | TPCS-ETHICAL THEORY  | 149                      | AMRCN GOVT&POLITICS  | 187K                                    | ADV TUTORIAL INSTR   |
| 157B                          | HIST-POLITCL PHILOS  | 154B                     | GOV&POL-SOUTH AMER   | <b>Romanian</b>                         |                      |
| 184                           | TPCS IN METAPHYSICS  | 156A                     | POST-COMUNST RUSSIA  | 101B                                    | ELEMENTARY ROMANIAN  |
| 185                           | MAJ PHILOSOPHRS-20 C | 157                      | PLTCS IN MIDDLE EAST | 187J                                    | ADV TUTORIAL INSTR   |
| 191                           | VARIABLE TOPICS      | 159B                     | CHINA-AGE OF REFORM  | 187K                                    | ADV TUTORIAL INSTR   |
| <b>PHYSICS AND ASTRONOMY</b>  |                      |                          |                      |   |                      |
| <b>Astronomy</b>              |                      |                          |                      |   |                      |
| 3                             | NATURE OF UNIVERSE   | 168                      | COMPRTV POLTCL ANLY  | <b>Russian</b>                          |                      |
| 5                             | LIFE IN THE UNIVRS   | 188SA                    | INDIV STD FOR USIE   | 2                                       | ELEMENTARY RUSSIAN   |
| 81                            | STARS AND NEBULAE    | 191A                     | POLITICAL THEORY     | 5                                       | INTERMEDIATE RUSSIA  |
| 115                           | STAT MECH&ASTROPHYS  | 191C                     | POLITICS             | 90A                                     | INTR-RUSSIAN CVLZTN  |
| 127                           | STLR ATM&INTRRR&EVOL | 191D                     | COMPARATIV GOVRNMNT  | 100B                                    | LITERACY IN RUSSIAN  |
| 180                           | ASTROPHYSICS LAB     | M194DC                   | CAPPP WASH DC RSRCH  | 101B                                    | THIRD-YEAR RUSSIAN   |
| <b>Physics</b>                |                      |                          |                      |   |                      |
| 1A                            | MECHANICS            | <b>PSYCHOLOGY</b>        |                      | 102B                                    | TOPICS-ADV RUSSIAN   |
| 1B                            | OSCILTNS&WAVES&FLDS  | 10                       | INTRODUCTORY PSYCH   | 103A                                    | RUSSN NATL IDENTITY  |
| 1C                            | ELECTRODYNMC&OPTICS  | 15                       | INTRO PSYCHOBIOLOGY  | 107A                                    | RUSSN-SOC&CLTRL STD  |
| 4AL                           | LAB-MECHANICS        | 100A                     | PSYCHOLOGICAL STATS  | 121                                     | RUSSIAN POP CULTURE  |
| 4BL                           | LAB-ELCTRCTY&MGNTSM  | 100B                     | RESEARCH METH-PSYCH  | 124D                                    | RUSS LIT-DOSTOEVSKY  |
| 6A                            | PHYSIC-LIFE SCI MAJ  | 101                      | GENERAL PSYCH LAB    | 124P                                    | RUSSIAN LIT-PUSHKIN  |
| 6B                            | PHYSIC-LIFE SCI MAJ  | 110                      | FUND OF LEARNING     | 130B                                    | POET-RMNTCSM&REALSM  |
| 6C                            | PHYSIC-LIFE SCI MAJ  | 112D                     | ANIMAL COGNITION     | <b>Serbian/Croatian</b>                 |                      |
| 10                            | PHYSICS              | 115                      | BEHAVIORAL NEUROSCI  | 101B                                    | ELEM SERBIAN/CROATN  |
| 17                            | QUANTM&STAT MECHNCS  | M117B                    | MOLEC&DVLP NEUROSCI  | 187C                                    | ADV TUTORIAL INSTR   |
| 18L                           | MODERN PHYSICS LAB   | 118                      | COMPARTV PSYCHOBIOL  | 187D                                    | ADV TUTORIAL INSTR   |
| 98A                           | NUMRCL CMPTTNL PHYS  | 119C                     | COGNITIVE NEUROSCI   | <b>Slavic</b>                           |                      |
| 98XA                          | LEARNING WORKSHOPS   | 119D                     | BEHAVRL NEUROPHARM   | M20                                     | STUDY OF WRITING     |
| 98XB                          | LEARNING WORKSHOPS   | 119F                     | NEURAL BASIS-BEHAVR  | <b>Ukrainian</b>                        |                      |
| 105A                          | ANALYTIC MECHANICS   | 120B                     | SENSATION&PERCPITION | 187C                                    | ADV TUTORIAL INSTR   |
| 110A                          | ELECTRICITY&MAGNET   | 121                      | LAB-COGNITIVE PSYCH  | 187D                                    | ADV TUTORIAL INSTR   |
| 114                           | MECH WAVE MOTN&SOND  | 124F                     | THINKING             | <b>SOCIAL THOUGHT</b>                   |                      |
| 115B                          | QUANTUM MECHANICS    | 125B                     | DVLPMTNL PSYCHOPATH  | 190A                                    | RESEARCH COLLOQ I    |
| 115C                          | QUANTUM MECHANICS    | 126                      | CLINICAL PSYCH LAB   | 190B                                    | RESEARCH COLLOQ II   |
|                               |                      | 127A                     | ABNORMAL PSYCHOLOGY  | <b>SOCIETY AND GENETICS</b>             |                      |
|                               |                      | 127C                     | ABN PSYCH-DEVLPMTL   | 101                                     | GNTC CNCPT-HUMN SCI  |
|                               |                      | 130                      | DEVELOPMENTAL PSYCH  | 120                                     | GNTCS & HUMAN HIST   |
|                               |                      | 131                      | RSRCH-DVLPMTNT PSYCH | 188                                     | SPCL CRS-SCTY&GNTCS  |
|                               |                      | 133A                     | ADOLESCENT DVLPMTNT  | 191                                     | TPCS-SOCTY&GENETICS  |
|                               |                      | 134B                     | PRSCHL&SCHL CARE&ED  |   |                      |
|                               |                      | 134E                     | ADV FLD-APL DV PSYC  |   |                      |
|                               |                      | 135                      | SOCIAL PSYCHOLOGY    |   |                      |
|                               |                      | 136A                     | SOCIAL PSYCH LAB     |   |                      |
|                               |                      | 137C                     | INTIMATE RELATNSHPS  |   |                      |
|                               |                      | M144                     | MEASUREMENT&ITS APPS |   |                      |
|                               |                      | M147A                    | PSYCH-LESBIAN EXPR   |   |                      |
|                               |                      | 151                      | RESRCH-HEALTH PSYCH  |   |                      |
|                               |                      | 178                      | HUMAN MOTIVATION     |   |                      |
|                               |                      | 184A                     | PROPS SEMINAR        |   |                      |
|                               |                      | 185                      | RESEARCH PRACTICUM   |   |                      |
|                               |                      | 186C                     | COG SCI-PSYCHOPHYSIC |   |                      |
|                               |                      | 187B                     | ADVANCED PSYCH&LAW   |   |                      |



# Tentative Spring 2011 Class Listings

The following section lists the undergraduate courses **TENTATIVELY SCHEDULED** for Spring Quarter. Only primary sections are listed. Revised information will be provided in the Spring *Schedule of Classes*.

| CATALOG NUMBER                       | COURSE TITLE         | CATALOG NUMBER                          | COURSE TITLE          | CATALOG NUMBER | COURSE TITLE |
|--------------------------------------|----------------------|---|-----------------------|----------------|--------------|
| <b>AEROSPACE STUDIES</b>             |                      |   |                       |                |              |
| Z                                    | LEADERSHIP LAB       | 1B                                      | SCULPTURE             |                |              |
| 1C                                   | FOUNDATION-USAF      | 11A                                     | PAINTING              |                |              |
| 20C                                  | USAF AIR&SPACE POWR  | 11B                                     | PHOTOGRAPHY           |                |              |
| 130C                                 | AIR FRCE LDRSP STDS  | 11D                                     | NEW GENRES            |                |              |
| 140C                                 | PREP-ACTIVE DUTY     | 11E                                     | CERAMICS              |                |              |
| <b>AFRO-AMERICAN STUDIES</b>         |                      |   |                       |                |              |
| M104B                                | AFR-AM-HRLM REN-60S  | 31C                                     | MODERNISM             |                |              |
| M104C                                | AFR-AM LIT-1960S ON  | 130                                     | ADVANCED DRAWING      |                |              |
| M144                                 | AFRICAN-AMER POLTCS  | 133                                     | ADVANCED PAINTING     |                |              |
| M150D                                | AFRO-AMER URBAN HIS  | 137                                     | ADVANCED NEW GENRES   |                |              |
| M159P                                | CONSTRUCTING RACE    | 140                                     | ADVANCED PRINTMAKNG   |                |              |
| M165                                 | RACE AND LABOR       | 145                                     | ADVANCED SCULPTURE    |                |              |
| M179A                                | TPCS-AFRO-AMRCN LIT  | 147                                     | ADVANCED PHOTOGRPHY   |                |              |
| C191                                 | TPCS-AFRO-AMER STDS  | 148                                     | ADVANCED CERAMICS     |                |              |
| <b>AMERICAN INDIAN STUDIES</b>       |                      |   |                       |                |              |
| C122SL                               | WRKNG-TRIBAL COMMTY  | 150                                     | SENIOR STUDIO         |                |              |
| C145                                 | INDIGENOUS NATIONS   | 170                                     | SPECL TOPICS-STUDIO   |                |              |
| M161                                 | COMP US INDN SOCTYS  | 190                                     | COLLOQUIA             |                |              |
| C170                                 | CALIF INDIAN HIST    | 193                                     | CURRENT TOPICS        |                |              |
| 187                                  | SPECIAL TOPICS       | <b>ART HISTORY</b>                      |                       |                |              |
| <b>ANTHROPOLOGY</b>                  |                      |   |                       |                |              |
| 9                                    | CULTURE AND SOCIETY  | 55A                                     | INTRO-AFRICAN ARTS    |                |              |
| 110P                                 | PRINCPL-ARCHAEOLOGY  | 55B                                     | INTR-PRE-COLUMB ART   |                |              |
| CM110Q                               | INTRO-ARCHEOLGIC SCI | 100                                     | ART HIST THRY&MTHDS   |                |              |
| 113P                                 | ARCHEOL OF NO AMER   | C103A                                   | MUSEUM STUDIES        |                |              |
| 114R                                 | ANC CIV-ANDEAN S AM  | 104B                                    | EASTERN ISLAMIC ART   |                |              |
| 116                                  | ARCHAEOLOGY-S ASIA   | 110F                                    | SEL TOPC-MODERN ART   |                |              |
| M116S                                | ARCHLG LNDSOP-CHINA  | C110I                                   | MEXICN ART-MDRN AGE   |                |              |
| 117P                                 | LAB TPCS-ARCHAEOLOGY | C115G                                   | ART IN MODERN CHINA   |                |              |
| 118                                  | TOPICS-ARCHAEOLOGY   | C119C                                   | CONTEMP ARTS-AFRICA   |                |              |
| 120                                  | BIOLOGICAL ANTHRO    | 127                                     | UNDERGRAD SEMINAR     |                |              |
| 124B                                 | EVOLUTIONARY PSYCH   | C140A                                   | HIST-KOREAN PAINTNG   |                |              |
| M125A                                | COMPLEXTY IN NATURE  | C180C                                   | MOD&CNTP S ASIA ART   |                |              |
| 126                                  | TOPICS-BIO ANTHRO    | <b>ARTS AND ARCHITECTURE</b>            |                       |                |              |
| M134                                 | HOMOSEXUALITIES      | 192SL                                   | ARTS ED PRAT& PROJ    |                |              |
| 135B                                 | PSYCHOLOGICL ANTHRO  | <b>ASIAN AMERICAN STUDIES</b>           |                       |                |              |
| 135T                                 | PSYCHOANALYS&ANTHRO  | 20                                      | ASIA AM COMMUNITIES   |                |              |
| 136Q                                 | LAB-NATRLSTC OBSERV  | 30                                      | ASIAN AM LIT&CULTUR   |                |              |
| 147                                  | SEL TPC-LING ANTHRO  | 112C                                    | CREATIVE WRITING      |                |              |
| 153P                                 | ECONOMIC ANTHRO      | 121                                     | ASIAN AMERCN THEATR   |                |              |
| 157                                  | TOPIC-SOCIAL ANTHRO  | 142C                                    | COMMUNITY MEDIA       |                |              |
| M158Q                                | PAST SOCIETIES&FUTR  | M169                                    | CONSTRUCTING RACE     |                |              |
| M159P                                | CONSTRUCTING RACE    | M171D                                   | US-PHILIPPINE RLTN    |                |              |
| 175Q                                 | CHANGE-CONTMP CHINA  | 171E                                    | US-VIETNAM RELATNS    |                |              |
| 177                                  | CULTURES OF PACIFIC  | 172B                                    | GENDER S ASIAN COMM   |                |              |
| 182                                  | HISTORY OF ANTHRO    | 187A                                    | RESEARCH METHODS      |                |              |
| 191HB                                | FIELD METHODS        | 187B                                    | ASIAN AM THEMES       |                |              |
| 193                                  | JOURNAL CLUB SEM     | 187C                                    | ASIAN AM POP&COMTY    |                |              |
| M193P                                | JOURNAL CLUB SEM     | 187E                                    | TRANSNATSLM&DIASPRA   |                |              |
| <b>APPLIED LINGUISTICS</b>           |                      |   |                       |                |              |
| <b>African Languages</b>             |                      |   |                       |                |              |
| 1C                                   | ELEMENTARY SWAHILI   | 191B                                    | ASIAN AM THEMES       |                |              |
| 11C                                  | ELEMENTARY YORUBA    | 191E                                    | TRANSNATSLM&DIASPRA   |                |              |
| <b>Applied Linguistics</b>           |                      |   |                       |                |              |
| 101W                                 | LANG LEARNING&TCHNG  | <b>ASIAN LANGUAGES AND CULTURES</b>     |                       |                |              |
| C118B                                | LANG TEACHNG PRCTCM  | <b>Asian</b>                            |                       |                |              |
| C119A                                | CUR ISS-LANGUAGE ED  | 60W                                     | INTRO TO BUDDHISM     |                |              |
| M172SL                               | LATINOS&LING&LITRCY  | <b>Chinese</b>                          |                       |                |              |
| <b>English as a Second Language</b>  |                      |   |                       |                |              |
| 33G                                  | ADV ENGL-ACADEMIC    | 3                                       | ELEM MODERN CHINESE   |                |              |
| 35                                   | UNIVERSITY WRITING   | 3A                                      | ADV ELEM MOD CHINESE  |                |              |
| 38A                                  | STRESS&INTONATION    | 6                                       | INTRMED MOD CHINESE   |                |              |
| 38B                                  | PRONUNCIATION        | 6A                                      | ADV INTRM MOD CHNSE   |                |              |
| <b>ARCHITECTURE AND URBAN DESIGN</b> |                      |   |                       |                |              |
| 10B                                  | HIST-ARCH&URBN DSGN  | 50                                      | CHINESE CIVILIZATN    |                |              |
| 123                                  | STUDIO III           | 100C                                    | ADV MODERN CHINESE    |                |              |
| M125B                                | DIGITAL CULTURL MAP  | C107A                                   | ACDMCJPRFSN CHINESE   |                |              |
| 132                                  | DOMESTIC ARCHITECTR  | 110C                                    | INTR-CLASCL CHINESE   |                |              |
| 143                                  | TECH III-DIGTL TECH  | 174                                     | CHIN STRTGC THOUGHT   |                |              |
|                                      |                      | 180                                     | CHINESE MYTHOLOGY     |                |              |
|                                      |                      | M183                                    | ARCHLG LNDSOP-CHINA   |                |              |
|                                      |                      | 185                                     | FOOD&LOVE-CHIN CLTR   |                |              |
|                                      |                      | <b>Filipino</b>                         |                       |                |              |
|                                      |                      | 3                                       | INTRO FILIPINO        |                |              |
|                                      |                      | 6                                       | INTERMEDT FILIPINO    |                |              |
|                                      |                      | <b>Hindi-Urdu</b>                       |                       |                |              |
|                                      |                      | 3                                       | INTRO HINDI-URDU      |                |              |
|                                      |                      | 6                                       | INTERMED HINDI-URDU   |                |              |
|                                      |                      | <b>Indonesian</b>                       |                       |                |              |
|                                      |                      | 3                                       | INTRO INDONESIAN      |                |              |
|                                      |                      | 6                                       | INTERMED INDONESIAN   |                |              |
|                                      |                      | <b>Japanese</b>                         |                       |                |              |
|                                      |                      | 3                                       | ELEM MOD JAPANESE     |                |              |
|                                      |                      | 6                                       | INTRMD MOD JAPANESE   |                |              |
|                                      |                      | 100C                                    | ADV MODERN JAPANESE   |                |              |
|                                      |                      | CM122                                   | PHONOLOGY&MORPHOLGY   |                |              |
|                                      |                      | 130B                                    | MODERN JAPANESE LIT   |                |              |
|                                      |                      | 154                                     | POSTWAR CULTURE&LIT   |                |              |
|                                      |                      | <b>Korean</b>                           |                       |                |              |
|                                      |                      | 3                                       | ELEM MODERN KOREAN    |                |              |
|                                      |                      | 3A                                      | ELEM KORN-KORN SPKR   |                |              |
|                                      |                      | 6                                       | INTRMED MDRN KOREAN   |                |              |
|                                      |                      | 6A                                      | INTRMDT KOREAN-NATV   |                |              |
|                                      |                      | 60                                      | INTR-KOREAN RELIGNS   |                |              |
|                                      |                      | 100C                                    | ADV MODERN KOREAN     |                |              |
|                                      |                      | 101C                                    | ADV RDNG-MOD KOREAN   |                |              |
|                                      |                      | 102C                                    | ADV KOREAN CONVRSTN   |                |              |
|                                      |                      | 103C                                    | READNGS-SINO-KOREAN   |                |              |
|                                      |                      | C105C                                   | KOREAN ACADMC TEXTS   |                |              |
|                                      |                      | 106B                                    | SUPERIOR KOREAN       |                |              |
|                                      |                      | C160                                    | KOREAN BUDDHISM       |                |              |
|                                      |                      | 177                                     | MODERN KOREAN THGHT   |                |              |
|                                      |                      | 182                                     | 1894 KABO REFORMS     |                |              |
|                                      |                      | <b>South Asian</b>                      |                       |                |              |
|                                      |                      | 115                                     | READINGS-SANSKRIT     |                |              |
|                                      |                      | C160                                    | BUDDHISM IN INDIA     |                |              |
|                                      |                      | <b>Thai</b>                             |                       |                |              |
|                                      |                      | 3                                       | INTRODUCTORY THAI     |                |              |
|                                      |                      | 6                                       | INTERMEDIATE THAI     |                |              |
|                                      |                      | <b>Vietnamese</b>                       |                       |                |              |
|                                      |                      | 3                                       | INTRO VIETNAMESE      |                |              |
|                                      |                      | 6                                       | INTERMDT VIETNAMESE   |                |              |
|                                      |                      | 100C                                    | ADVANCED VIETNAMESE   |                |              |
|                                      |                      | <b>ATMOSPHERIC AND OCEANIC SCIENCES</b> |                       |                |              |
|                                      |                      | 1                                       | CLIMATE CHANGE        |                |              |
|                                      |                      | 1L                                      | CLIMATE CHANGE LAB    |                |              |
|                                      |                      | 2                                       | AIR POLLUTION         |                |              |
|                                      |                      | 2L                                      | AIR POLLUTION LAB     |                |              |
|                                      |                      | 3                                       | INTR-ATMOS ENVIRMNT   |                |              |
|                                      |                      | 3L                                      | INTR-ATMOS ENVR LAB   |                |              |
|                                      |                      | 102                                     | CLIMT CHANGE&MODLNG   |                |              |
|                                      |                      | M105                                    | INTRO-CHEM OCEANOLOGY |                |              |
|                                      |                      | C110                                    | DYNMC&SYNPTC MTRLGY   |                |              |
|                                      |                      | C160                                    | REMOTE SENSING        |                |              |
|                                      |                      | 180                                     | NMRL MTHD-ATMO SCI    |                |              |
|                                      |                      | 186                                     | OPRATNL METEOROLOGY   |                |              |
|                                      |                      | <b>BIOENGINEERING</b>                   |                       |                |              |
|                                      |                      | 110                                     | BIOTRANSF&BIOREACTN   |                |              |
|                                      |                      | M131                                    | NANOPORE SENSING      |                |              |
|                                      |                      | M172                                    | MNML INVSV SRGCL TL   |                |              |
|                                      |                      | 176                                     | BIOCOMPATIBILITY      |                |              |
|                                      |                      | 180L                                    | SIBEM I LABORATORY    |                |              |
|                                      |                      | 182A                                    | CAPSTONE DESIGN I     |                |              |
|                                      |                      | <b>BIOLOGICAL CHEMISTRY</b>             |                       |                |              |
|                                      |                      | M140                                    | CELL BIO-CELL CYCLE   |                |              |
|                                      |                      | 191                                     | TOPICS-CONTEMP BIOL   |                |              |
|                                      |                      | <b>BIOMATHEMATICS</b>                   |                       |                |              |
|                                      |                      | 110                                     | ELEMENTS OF BIOMATH   |                |              |
|                                      |                      | <b>BIOMEDICAL ENGINEERING</b>           |                       |                |              |
|                                      |                      | CM131                                   | NANOPORE SENSING      |                |              |
|                                      |                      | CM172                                   | MNML INVSV SRGCL TL   |                |              |
|                                      |                      | C185                                    | INTRO-TISSUE ENGR     |                |              |
|                                      |                      | CM186C                                  | BIOMODELNG RESEARCH   |                |              |
|                                      |                      | <b>BIOMEDICAL RESEARCH</b>              |                       |                |              |
|                                      |                      | 5HA                                     | BIOMED RES CONCEPTS   |                |              |
|                                      |                      | 5HB                                     | BIOMED RES SKILLS     |                |              |



| CATALOG NUMBER                         | COURSE TITLE         | CATALOG NUMBER                       | COURSE TITLE         | CATALOG NUMBER                             | COURSE TITLE          |
|--|----------------------|--------------------------------------|----------------------|--|-----------------------|
| <b>ECONOMICS</b>                       |                      |                                      |                      |  |                       |
| 1                                      | PRIN OF ECONOMICS    | 108A                                 | ENGL BIBLE AS LIT    | C156A                                      | MUSIC IN CHINA        |
| 11                                     | MICROECONOMIC THEORY | 109                                  | INTRDSPLN APRCH-LIT  | 161B                                       | ADV MUSIC OF BALI     |
| 41                                     | STATS-ECONOMISTS     | 121                                  | HIST OF ENGL LANG    | 161C                                       | ADV MSC&DNC-BALKANS   |
| 101                                    | MICROECONOMIC THEORY | 133                                  | CREATV WRIT-POETRY   | 161D                                       | ADV MUSIC OF CHINA    |
| 102                                    | MACRO ECON THEORY    | 134                                  | CREAT WRIT-SHT STRY  | 161E                                       | ADV MUSC&DANC-GHANA   |
| 103                                    | INTRO-ECONOMETRICS   | 140A                                 | CRITICISM-HIST&THRY  | 161F                                       | ADV MUSIC OF INDIA    |
| 106F                                   | FINANCE              | 141A                                 | CHAUCER-CBURY TALES  | 161J                                       | ADV MUSIC OF KOREA    |
| 106G                                   | INTRO-GAME THEORY    | 142A                                 | SHAKES-POEM&ER PLAY  | 161K                                       | ADV MUSIC OF MEXICO   |
| 106P                                   | PRICING&STRATEGY     | 142B                                 | SHAKESP-LATER PLAYS  | 161N                                       | ADV MUSIC-NEAR EAST   |
| 122                                    | INTERNATNL FINANCE   | 142C                                 | SHAKESPEARE-TOPICS   | 161P                                       | ADV MUSIC-AFR AMRCN   |
| M134A                                  | ENVIRONMENTAL ECON   | 143                                  | MILTON               | 161T                                       | ADV JAZZ ORCHESTRA    |
| 170                                    | INDUS ORG-THRY&TCTC  | 151                                  | ELIZABETHAN LIT      | 161Z                                       | ADV OPEN ENSEMBLE     |
| 181B                                   | DEV-ECON INST-W EUR  | 153                                  | LIT-EARLY 17 CENT    | 162  | ADV MUSIC INSTRCTN    |
| C186C                                  | ECONOMIC HISTORY     | 155                                  | LIT LATER 18TH CEN   | C165                                       | SELECTED TOPICS       |
| 187                                    | APPLICATN ECON THRY  | 157                                  | THE NOVEL TO 1832    | C169                                       | MUSIC&SCI&TECHNOLOGY  |
|  |                      | 161                                  | LATER ROMANTIC LIT   | 181  | ANTHROPOLOGY-MUSIC    |
|  |                      | 171A                                 | AMER LIT 1832-1865   | CM182                                      | MUSIC INDUSTRY        |
|  |                      | 171B                                 | AMER LIT 1866-1912   | 188  | SPECIAL COURSES       |
|  |                      | 172A                                 | AMER LIT 1912-1945   | <b>EUROPEAN STUDIES</b>                    |                       |
|  |                      | 172B                                 | AMER LIT SINCE 1945  | 191  | VAR TOPICS-EURO ST    |
|  |                      | 173C                                 | AMER FCTN SNCE 1945  | <b>FILM, TELEVISION, AND DIGITAL MEDIA</b> |                       |
|  |                      | 174B                                 | AMER PTRY 1900-1945  | M50  | INTR-VISUAL CULTURE   |
|  |                      | 176                                  | AMERICAN DRAMA       | 106A                                       | HIST AM MOTION PIC    |
|  |                      | 177                                  | SPECL TPCS-AMER LIT  | 110A                                       | AMERICAN TV HISTORY   |
|  |                      | 178A                                 | PERSPEC-AMER CLTURE  | 112  | FILM&SOCIAL CHANGE    |
|  |                      | M179A                                | TPCS-AFRO-AMRCN LIT  | 116  | FILM CRITICISM        |
|  |                      | 180                                  | SPECIALIZD STDS-LIT  | C118                                       | INTR CINEMATOGRAPHY   |
|  |                      | 181B                                 | RENAISSANCE LIT      | M119                                       | LGBT FILM & OUTFEET   |
|  |                      | 181F                                 | VICTORIAN LIT        | 130A                                       | SCREENWRITNG FNDMTLS  |
|  |                      | 182B                                 | 19TH-CENT AMER LIT   | 130B                                       | SCREENWRITNG FNDMTLS  |
|  |                      | 182C                                 | 20TH CENT AMER LIT   | 130C                                       | SCRNWRIT FNDMT WKSHP  |
|  |                      | 191H                                 | HONORS SEMINAR       | 135C                                       | ADV SCRNRWRTNG WKSHP  |
|  |                      | <b>English Composition</b>           |                      | C142                                       | DGTL IMAGRY&VISLZTN   |
|  |                      | 2                                    | UNIVERSITY WRITING   | 150  | CINEMATOGRAPHY        |
|  |                      | 3                                    | ENGL COMP-RHET&LANG  | 151  | INTRO-EXPER FILM&MG   |
|  |                      | 5W                                   | LIT&CLTR&CRIT INQRY  | 152  | FILM&TV SND RECRDNG   |
|  |                      | 6W                                   | LANG&CLTR&DISCOURSE  | 153  | MOTION PICT LIGHTNG   |
|  |                      | 100W                                 | ACADEMIC WRITING     | 154  | FILM EDITING          |
|  |                      | <b>ENVIRONMENT</b>                   |                      | C154B                                      | ADV FILM EDITING      |
|  |                      | M1CW                                 | GLOBAL ENVIRON-TPCS  | 155  | DIGITAL MEDIA&TOOLS   |
|  |                      | M134                                 | ENVIRONMENTAL ECON   | 163  | DIRECTNG CAMERAS      |
|  |                      | 166                                  | LEADRSHIP-WATER MGMT | 164  | DIRECTING THE ACTOR   |
|  |                      | 170                                  | ENVIRON SCI COLLOQM  | 176B                                       | ADV UNDRGRAD PRDCTN   |
|  |                      | 180C                                 | PRACTICUM ENVIR SCI  | M177                                       | FILM&TV ACTNG WKSHP   |
|  |                      | 185B                                 | SUSTNBL LIVNG PRGRM  | 181A                                       | INTRO TO ANIMATION    |
|  |                      | 185C                                 | SUSTNBL LIVNG PRGRM  | 181C                                       | ANIMATION WORKSHOP    |
|  |                      | <b>ENVIRONMENTAL HEALTH SCIENCES</b> |                      | 188A                                       | SPECIAL COURSES       |
|  |                      | 100                                  | INTR-ENVRMNTL HLTH   | 188B                                       | ART&TECH-FILMMAKING   |
|  |                      | C140                                 | FNDMNTLS-TOXICOLOGY  | 188E                                       | DIGITAL CINEMA        |
|  |                      | C152D                                | AIRBORNE PARTICLES   | 188N                                       | ANIMATION-US FLM&TV   |
|  |                      | C157                                 | RISK ASSESSMNT&STDS  | 194  | INTERNSHIP SEMINAR    |
|  |                      | C164                                 | ORGANIC CHMCL-AQUATC | <b>FRENCH AND FRANCOPHONE STUDIES</b>      |                       |
|  |                      | <b>EPIDEMIOLOGY</b>                  |                      | 1  | ELEMENTARY FRENCH     |
|  |                      | 100                                  | PRINCP-EPIDEMIOLOGY  | 2  | ELEMENTARY FRENCH     |
|  |                      | <b>ETHNOMUSICOLOGY</b>               |                      | 3  | ELEMENTARY FRENCH     |
|  |                      | 11C                                  | WRLD MUSC SSTM&STRC  | 4  | INTERMEDIATE FRENCH   |
|  |                      | 19                                   | FIAT LUX FRSHMN SEM  | 5  | INTERMEDIATE FRENCH   |
|  |                      | 20C                                  | MUSIC-ASIA           | 6  | INTERMEDIATE FRENCH   |
|  |                      | 35                                   | BLUES&SOC&AMER CLTR  | 12   | INTR-FRN&FRNCPH LIT   |
|  |                      | M87                                  | SPECIAL COURSES      | 14   | INTRO-FRN CLTR&CIV    |
|  |                      | 91B                                  | MUSIC OF BALI        | 100  | WRITTEN EXPRESSION    |
|  |                      | 91C                                  | MUSIC&DANCE-BALKANS  | 101  | ADV EXPOSITORY WRITNG |
|  |                      | 91D                                  | MUSIC OF CHINA       | 105  | STRUCTURE OF FRENCH   |
|  |                      | 91E                                  | MUSIC&DANCE-GHANA    | 114C                                       | LIT-19TH&20TH CNTRY   |
|  |                      | 91F                                  | MUSIC OF INDIA       | 121  | FRANCPHN CLTRS&LITS   |
|  |                      | 91J                                  | MUSIC OF KOREA       | 142  | FRANCOPHONE CINEMA    |
|  |                      | 91K                                  | MUSIC OF MEXICO      | 161  | FRENCH THTR-TRNSLTN   |
|  |                      | 91N                                  | MUSIC OF NEAR EAST   | 164  | FR&FRANCPHN NOVEL     |
|  |                      | 91P                                  | MUSIC-AFRON AMERCNS  | <b>GENERAL EDUCATION CLUSTERS</b>          |                       |
|  |                      | 91T                                  | JAZZ ORCHESTRA       | M1CW                                       | GLOBAL ENVIRON-TPCS   |
|  |                      | 91Z                                  | OPEN ENSEMBLE        | 20CW                                       | INTRRCL DYNAMCS-US    |
|  |                      | 92                                   | MUSIC INSTRUCTION    | 21CW                                       | HIST-MODERN THOUGHT   |
|  |                      | 106B                                 | CNTMP NA INDIAN MUS  | 30CW                                       | PERSPECTIVE ON MYTH   |
|  |                      | 107                                  | S AMER INDIAN MUSIC  | 60CW                                       | AMERICA 1954-1974     |
|  |                      | M108A                                | MUSIC-LATIN AMERICA  | 66CW                                       | LA-THE CLUSTER        |
|  |                      | 120B                                 | DEVELOPMENT OF JAZZ  | 70CW                                       | COSMOS AND LIFE       |
|  |                      | 127C                                 | JAZZ KEYBRD HARMONY  | 70DW                                       | COSMOS AND LIFE       |
|  |                      | 129C                                 | JAZZ THEORY&IMPROV   | 72CW                                       | SEX-BIOLOGY-SOCIETY   |
|  |                      | M130                                 | JAZZ AESTHETICS      | 80CW                                       | FRONTRS-HUMAN AGING   |
|  |                      | C136B                                | MUSIC OF AFRICA      |  |                       |
|  |                      | 147                                  | CLASSCL MUSIC-INDIA  |  |                       |
| <b>EDUCATION</b>                       |                      |                                      |                      |  |                       |
| 92A                                    | TCHNG&LEARNNG METHS  |                                      |                      |  |                       |
| 92C                                    | DYNMCS-PEER MENTOR   |                                      |                      |  |                       |
| M102                                   | MEX-AM&THE SCHOOLS   |                                      |                      |  |                       |
| 120                                    | EARLY CHILDHOOD DEV  |                                      |                      |  |                       |
| 123                                    | TEACHING PROFESSION  |                                      |                      |  |                       |
| C126                                   | EDUCATNL ANTHROPLGY  |                                      |                      |  |                       |
| 130                                    | RACE&CLASS&INEQUAL   |                                      |                      |  |                       |
| 131                                    | AMER ED-HIST&CULTRE  |                                      |                      |  |                       |
| 138                                    | URBAN EDUCATION      |                                      |                      |  |                       |
| 150                                    | STUDENT DEVELOPMENT  |                                      |                      |  |                       |
| M182B                                  | CULTR&GNDR&ETHNGPHY  |                                      |                      |  |                       |
| M183B                                  | CULTR&GNDR&ETHNGPHY  |                                      |                      |  |                       |
| 187                                    | VARIABLE TOPICS      |                                      |                      |  |                       |
| 191A                                   | CURRENT ISSUES-EDUC  |                                      |                      |  |                       |
| M194B                                  | CULT&GNDR&HUMN DEV   |                                      |                      |  |                       |
| <b>ELECTRICAL ENGINEERING</b>          |                      |                                      |                      |  |                       |
| 2                                      | PHYSICS-ELCTRC ENGR  |                                      |                      |  |                       |
| 3                                      | INTRO-ELEC ENGR      |                                      |                      |  |                       |
| 10                                     | CIRCUIT ANALYSIS I   |                                      |                      |  |                       |
| M16                                    | LOGC DSGN-DGTL SSTM  |                                      |                      |  |                       |
| 102                                    | SYSTEMS AND SIGNALS  |                                      |                      |  |                       |
| 103                                    | APPLD NUMERICL COMP  |                                      |                      |  |                       |
| 110                                    | CIRCUIT ANALYSIS II  |                                      |                      |  |                       |
| 110L                                   | CIRCUIT MSRMENTS LAB |                                      |                      |  |                       |
| 113                                    | DIGITAL SIGNL PROCS  |                                      |                      |  |                       |
| 115AL                                  | ANALOG ELCTRN LAB 1  |                                      |                      |  |                       |
| 115BL                                  | ANALOG ELCTRN LAB 2  |                                      |                      |  |                       |
| 115C                                   | DGTL ELCTRNC CIRCTS  |                                      |                      |  |                       |
| 115D                                   | DSGN-ELCTRNC CIRCTS  |                                      |                      |  |                       |
| M116C                                  | COMPUTR SYSTMS ARCH  |                                      |                      |  |                       |
| M116L                                  | DIGITAL DESIGN LAB   |                                      |                      |  |                       |
| M117                                   | NETWRK-PHYSCL LAYER  |                                      |                      |  |                       |
| 121B                                   | PRIN-SEMICON DEVICE  |                                      |                      |  |                       |
| 122L                                   | SEMCNDCT DVICES LAB  |                                      |                      |  |                       |
| 129D                                   | SEMICNDCTR PROCESNG  |                                      |                      |  |                       |
| 131B                                   | INTR-STOCHSTC PRCSS  |                                      |                      |  |                       |
| 132A                                   | COMMUNICATN SYSTEMS  |                                      |                      |  |                       |
| 161                                    | ELECTROMAGNTC WAVES  |                                      |                      |  |                       |
| 162A                                   | WIRELESS COMMUNICTN  |                                      |                      |  |                       |
| 164D                                   | MICRWV WIRLSS DESGN  |                                      |                      |  |                       |
| 172                                    | INTRO-LASR&QUAN ELC  |                                      |                      |  |                       |
| 172L                                   | LASER LABORATORY     |                                      |                      |  |                       |
| 176                                    | LASRS-BIOMED APLCTN  |                                      |                      |  |                       |
| 184DB                                  | GROUP PROJECT DESIGN |                                      |                      |  |                       |
| <b>ENGINEERING AND APPLIED SCIENCE</b> |                      |                                      |                      |  |                       |
| 103                                    | ENVRNMNTL NANOTECH   |                                      |                      |  |                       |
| 110                                    | TECH MGMT&ECONOMICS  |                                      |                      |  |                       |
| 112                                    | ENTREPRENEURSHIP     |                                      |                      |  |                       |
| 183EW                                  | ENGINEERING&SOCIETY  |                                      |                      |  |                       |
| 185EW                                  | ART-ENGR ENDEAVORS   |                                      |                      |  |                       |
| <b>ENGLISH</b>                         |                      |                                      |                      |  |                       |
| <b>English</b>                         |                      |                                      |                      |  |                       |
| 4HW                                    | CRITCL READ&WRITING  |                                      |                      |  |                       |
| 4W                                     | CRITCL READ&WRITING  |                                      |                      |  |                       |
| 10A                                    | ENGL LIT TO 1660     |                                      |                      |  |                       |
| 10B                                    | ENGL LIT 1660-1832   |                                      |                      |  |                       |
| 10C                                    | ENGL LIT 1832-PRES   |                                      |                      |  |                       |
| 19                                     | FIAT LUX FRSHMN SEM  |                                      |                      |  |                       |
| M50                                    | INTR-VISUAL CULTURE  |                                      |                      |  |                       |
| 88M                                    | LITERATURE&SOCIETY   |                                      |                      |  |                       |
| 90                                     | SHAKESPEARE          |                                      |                      |  |                       |
| M104B                                  | AFR-AM-HRLM REN-60S  |                                      |                      |  |                       |
| M104C                                  | AFR-AM LIT-1960S ON  |                                      |                      |  |                       |
| M105B                                  | RECENT CHICANO LIT   |                                      |                      |  |                       |



| CATALOG NUMBER   | COURSE TITLE          | CATALOG NUMBER                            | COURSE TITLE         | CATALOG NUMBER | COURSE TITLE |
|--|-----------------------|---|----------------------|----------------|--------------|
| <b>GEOGRAPHY</b>                                       |                       |   |                      |                |              |
| 4  | REGNL DEV&WRLD ECON   | 186C                                      | JESUS OF NAZARETH    |                |              |
| 5  | PEOPLE&EARTH ECOSYS   | 191C                                      | SEM-EUROPE           |                |              |
| 6  | WORLD REGIONS         | 191D                                      | SEM-UNITED STATES    |                |              |
| 7  | GEOG INFO SYSTEMS     | M191DC                                    | CAPPP WASHNGTN SEM   |                |              |
| <b>GERMANIC LANGUAGES</b>                              |                       |   |                      |                |              |
| <b>Afrikaans</b>                                       |                       |   |                      |                |              |
| 40   | AFRIKAANS LIT-TRNSL   | 191E                                      | SEM-LATIN AMERICA    |                |              |
| <b>Dutch</b>   |                       |   |                      |                |              |
| 10   | CONTEMP DUTCH SOCTY   | 191G                                      | SEM-EAST ASIA        |                |              |
| 103C   | INTERMEDIATE DUTCH    | 191J                                      | SEM-AFRICA           |                |              |
| <b>German</b>  |                       |   |                      |                |              |
| 1  | ELEMENTARY GERMAN     | 191L                                      | SEM-JEWISH HISTORY   |                |              |
| 2  | ELEMENTARY GERMAN     | 191M                                      | SEM-SOUTHEAST ASIA   |                |              |
| 3  | ELEMENTARY GERMAN     | <b>HONORS COLLEGIUM</b>                   |                      |                |              |
| 5  | INTERMEDIATE GERMAN   | 25  | ARTIFICAL INTELLGNCE |                |              |
| 6  | INTERMEDIATE GERMAN   | 30  | VIETNAM WAR&US CLTR  |                |              |
| 110  | SPC TPC-MOD LIT&CLT   | 37  | AUTOBIOGRPHY&MEMOIR  |                |              |
| 111  | GERMNL NOBEL WINNERS  | 46  | DRUGS IN SOCIETY     |                |              |
| 116  | 20TH C GERMAN PHIL    | 48  | PLTCS OF REPRODUCTN  |                |              |
| 141  | GERMANIC LINGUISTIC   | 56  | LANG-WINDOW TO MIND  |                |              |
| 154  | BUSINESS GERMAN       | 64  | ART AND AESTHETICS   |                |              |
| 158  | INTRO-STUDY OF LIT    | 70AL                                      | GENE DISCOVERY LAB   |                |              |
| 173  | ADV STDY-MODRN LIT    | 86  | PSYCHOLOGY OF FEAR   |                |              |
| <b>Yiddish</b>   |                       |   |                      |                |              |
| 101C   | ELEMENTARY YIDDISH    | 101B                                      | UNDRGRD SCI JOURNAL  |                |              |
| 131C   | YIDDISH LITERATURE    | 101C                                      | JOURNL-HUMN&SOC SCI  |                |              |
| <b>GERONTOLOGY</b>                                     |                       |   |                      |                |              |
| M104D  | PUBLIC POLICY&AGING   | 101D                                      | COUNSL MULTICULTURL  |                |              |
| M119X  | BIO&BEH NEURO-AGING   | 101F                                      | INTEGRITY IN RESRCH  |                |              |
| <b>GLOBAL STUDIES</b>                                  |                       |   |                      |                |              |
| 100B   | CONTEMPORARY ISSUES   | 103                                       | SCIENTIFC KNOWLEDGE  |                |              |
| <b>HEALTH SERVICES</b>                                 |                       |   |                      |                |              |
| 100  | HEALTH SERVICES ORG   | M106                                      | IMAGINARY WOMEN      |                |              |
| <b>HISTORY</b>   |                       |   |                      |                |              |
| 1B   | WESTERN CIVILIZATN    | 114                                       | ARCHITECTS FROM LA   |                |              |
| 1C   | WESTERN CIVILIZATN    | 127                                       | CITZNSHP&LDRSHP&SER  |                |              |
| 2B   | SOCL KNOWLEDGE&POWR   | M128SL                                    | LATINOS&LING&LTRCY   |                |              |
| 3D   | HISTORY OF MEDICINE   | M129                                      | HOMOSEXUALITIES      |                |              |
| 8C   | LAT AMRCN SOCL HIST   | 139                                       | AFR AMERICANS&AFRICA |                |              |
| 9C   | JAPAN                 | 141                                       | POSTGENOMIC BIO&MED  |                |              |
| 13C  | US&COLONL ORGNS-20C   | M152                                      | PAST SOCIETIES&FUTR  |                |              |
| 22   | WRLD HIST 1760-PRES   | M157                                      | INTRNTL REL-MIDEAST  |                |              |
| 96W  | INT-HISTRCL PRCTICE   | 169                                       | IMPOSTURE&NTL IDENT  |                |              |
| 97B  | MEDIEVAL HISTORY      | 171                                       | RATIONALTY&EMOTIONS  |                |              |
| 97D  | US HISTORY            | 174                                       | NANO IN NEW TCHNLGY  |                |              |
| 97F  | NEAR EASTERN HIST     | 175                                       | TERRORISM AND WMD    |                |              |
| 97G  | EAST ASIAN HISTORY    | M180                                      | STRCTR&PTRN&POLYHED  |                |              |
| 100  | HISTORY&HISTORIANS    | 193A                                      | RESEARCH SCHOLR SEM  |                |              |
| M103B  | ANCIENT EGYPT CIV     | <b>HUMAN COMPLEX SYSTEMS</b>              |                      |                |              |
| 105C   | MID EAST 1700-PRSNT   | 110                                       | ARTIFICIAL CULTURE   |                |              |
| 107D   | ARMENIAN ORAL HIST    | M130                                      | COMPLEXITY SCIENCE   |                |              |
| M110C  | IRANIAN CIVILIZATION  | M145                                      | ETHICS & GOVERNANCE  |                |              |
| 114C   | TRNSFRMTN-CLSCL WLD   | M193P                                     | JOURNAL CLUB SEM     |                |              |
| 116B   | BYZANTINE HISTORY     | <b>HUMAN GENETICS</b>                     |                      |                |              |
| M116C  | POWER&IMAGIN-BYZNTM   | C120                                      | ETHICAL ISS-HUM GEN  |                |              |
| 119B   | EUROPE 1000-1500      | CM122                                     | MOUSE MOL GENETICS   |                |              |
| 122C   | EUR-CUL&INTELL-17C    | CM124                                     | COMPUTATNL GENETICS  |                |              |
| 122F   | EUR-CUL&INTELL-20C    | <b>INFORMATION STUDIES</b>                |                      |                |              |
| 124C   | FRANCE 1871-PRESENT   | 20  | INTRO-INFO STUDIES   |                |              |
| M127A  | ORIGINS-RSE MUSCOVY   | 139                                       | LETTERPRESS LAB      |                |              |
| 127D   | CLTR&SCTY-IMPRL RUS   | <b>INTEGRATIVE BIOLOGY AND PHYSIOLOGY</b> |                      |                |              |
| 128A   | ITALY 1350-1559       | 5   | HMN PHYS-DIET&EXRCS  |                |              |
| 134C   | EURO ECON 20TH CENT   | 111B                                      | FOUNDNTNS-PHYSIO SCI |                |              |
| 135A   | EUROP&WLD 1400-1700   | 111L                                      | PHYSIOL SCIENCE LAB  |                |              |
| 139B   | U S 1875-1900         | 124                                       | MOL BIO OF AGING     |                |              |
| 141B   | US ECON-1910-NOW      | 125                                       | MOLECULAR SSTMS BIO  |                |              |
| 142B   | INTELLECTL HIST US    | 149                                       | MECH-HUMAN DISEASE   |                |              |
| M144C  | US-PHILIPPINE RLTHS   | 173                                       | ANA&PHYSI-SENSE ORG  |                |              |
| M150D  | AFRO-AMER URBAN HIS   | M180C                                     | BHVR&CGNTV NEUROSCI  |                |              |
| 152  | ASIANS IN AMER HIST   | 194                                       | RESEARCH GROUP SEM   |                |              |
| 161  | LATIN AMERICAN HIST   | <b>INTERNATIONAL DEVELOPMENT STUDIES</b>  |                      |                |              |
| 164C   | AFRICA-AGE IMPERLSM   | M100B                                     | PLTCL ECON-DEVLPMNT  |                |              |
| 164E   | AFRICA-1945-PRESENT   | 191                                       | SENIOR SEMINAR       |                |              |
| 167C   | HIST-CENTRAL AFRICA   | <b>ITALIAN</b>                            |                      |                |              |
| 168B   | S AFRICA SINCE 1870   | 1   | ELEMENTARY ITALIAN   |                |              |
| 170B   | TOPICS-CHINA-1500     | 2   | ELEMENTARY ITALIAN   |                |              |
| 176B   | SOEAST ASIA 1815 ON   | 3   | ELEMENTARY ITALIAN   |                |              |
| M182G  | JEWISH SECULARISM     | 4   | INTERMED ITALIAN     |                |              |
| 183B   | THIRD REICH & JEWS    | 5   | INTERMED ITALIAN     |                |              |
|  |                       | 6   | INTERMED ITALIAN     |                |              |
|  |                       | 42B                                       | ITALY THRU THE AGES  |                |              |
|  |                       | 100                                       | COMPOSITION & STYLE  |                |              |
|  |                       | 110                                       | DANTE IN ENGLISH     |                |              |
|  |                       | 118                                       | AGE OF ENLIGHTENMNT  |                |              |
|  |                       | M158                                      | WOMEN IN ITAL CULTR  |                |              |
|  |                       | 180                                       | HIST-ITALIAN LANG    |                |              |
| <b>LABOR AND WORKPLACE STUDIES</b>                     |                       |   |                      |                |              |
| M117   | NEGOTIATION           |   |                      |                |              |
| M123   | COMMUNITY FORMATION   |   |                      |                |              |
| M128   | RACE&GENDR&US LABOR   |   |                      |                |              |
| M144   | WOMEN-LATIN AMERICA   |   |                      |                |              |
| M165   | RACE AND LABOR        |   |                      |                |              |
| M170   | IMPROVING WRKR HLTH   |   |                      |                |              |
| M172   | FREE SPEECH-WORKPLC   |   |                      |                |              |
| M176   | VIS COMM&SOC ADVOCY   |   |                      |                |              |
| M180   | SOCAL REGIONAL ECON   |   |                      |                |              |
| <b>LESBIAN, GAY, BISEXUAL, AND TRANSGENDER STUDIES</b> |                       |   |                      |                |              |
| M115   | SEXL&GENDR ORIENTTNTN |   |                      |                |              |
| M134   | HOMOSEXUALITIES       |   |                      |                |              |
| 187  | TOPICS-LGBT STUDIES   |   |                      |                |              |
| <b>LIFE SCIENCES</b>                                   |                       |   |                      |                |              |
| 1  | EVOLUTN&ECOL&BIODIV   |   |                      |                |              |
| 2  | CELLS&TISSUES&ORGNS   |   |                      |                |              |
| 3  | INTRO-MOLECULAR BIO   |   |                      |                |              |
| 4  | GENETICS              |   |                      |                |              |
| 10H  | RESEARCH-GENETICS     |   |                      |                |              |
| 15   | LIFE-CONCPTS&ISSUES   |   |                      |                |              |
| 71SL   | ELEM SCHOOL SCIENCE   |   |                      |                |              |
| 72SL   | MIDL SCHOOL SCIENCE   |   |                      |                |              |
| 73SL   | HIGH SCHOOL SCIENCE   |   |                      |                |              |
| 98X  | PEERS LS WORKSHOPS    |   |                      |                |              |
| 192A   | UNDERGRAD PRACTICUM   |   |                      |                |              |
| 192B   | UNDERGRAD PRACTICUM   |   |                      |                |              |
| <b>LINGUISTICS</b>                                     |                       |   |                      |                |              |
| <b>Indigenous Languages of the Americas</b>            |                       |   |                      |                |              |
| 3  | ELEMENTARY ZAPOTEC    |   |                      |                |              |
| 18C  | ELEMENTARY QUECHUA    |   |                      |                |              |
| <b>Linguistics</b>                                     |                       |   |                      |                |              |
| 1  | INTR-STUDY-LANGUAGE   |   |                      |                |              |
| 20   | INTRO TO LINGUISTCS   |   |                      |                |              |
| 103  | INTRO-GEN PHONETICS   |   |                      |                |              |
| 110  | INTRO TO HIST LING    |   |                      |                |              |
| 120A   | PHONOLOGY I           |   |                      |                |              |
| 120B   | SYNTAX I              |   |                      |                |              |
| 127  | SYNACTC TYPLGY&UNIV   |   |                      |                |              |
| 165A   | PHONOLOGY II          |   |                      |                |              |
| 165B   | SYNTAX II             |   |                      |                |              |
| M176A  | PHONOLOGY&MORPHOLGY   |   |                      |                |              |
| 185A   | COMPUTATNL LING I     |   |                      |                |              |
| 191A   | VARIABLE TOPICS       |   |                      |                |              |
| <b>MANAGEMENT</b>                                      |                       |   |                      |                |              |
| 1A   | ACCOUNTING PRINCPLS   |   |                      |                |              |
| 1B   | ACCOUNTING PRINCPLS   |   |                      |                |              |
| 108  | BUSINESS LAW          |   |                      |                |              |
| M118A  | COMPLEXITY SCIENCE    |   |                      |                |              |
| 120A   | INTRMED ACCNTING I    |   |                      |                |              |
| 120B   | INTRMED ACCNTING II   |   |                      |                |              |
| 122  | MANAGEMNT ACCOUNTNG   |   |                      |                |              |
| 123  | AUDITING              |   |                      |                |              |
| 124  | ADVANCED ACCOUNTING   |   |                      |                |              |
| 127A   | TAX PRINCIPLES&PLCY   |   |                      |                |              |
| 127B   | CORP&PARTNERSHP TAX   |   |                      |                |              |
| 128  | SPCL TPC-ACCOUNTING   |   |                      |                |              |
| 180  | SPECIAL TOPICS        |   |                      |                |              |
| <b>MATERIALS SCIENCE AND ENGINEERING</b>               |                       |   |                      |                |              |
| 90L  | PHYSCL MSRMNT-MATRL   |   |                      |                |              |
| 104  | SCIENCE-ENGR MATERL   |   |                      |                |              |
| 121  | MTLS SCI-SEMICNDCTR   |   |                      |                |              |
| 121L   | SEMICONDUCTORS LAB    |   |                      |                |              |
| 132  | METALLIC ALLOYS       |   |                      |                |              |
| 140  | MTRL SLCTN&ENG DSGN   |   |                      |                |              |
| 151  | COMPOSITE MATERIALS   |   |                      |                |              |
| 161L   | LABORATORY-CERAMICS   |   |                      |                |              |
| <b>MATHEMATICS</b>                                     |                       |   |                      |                |              |
| <b>Mathematics</b>                                     |                       |   |                      |                |              |
| 2  | FINITE MATHEMATICS    |   |                      |                |              |
| 3B   | CALC LIFE SCI STDT    |   |                      |                |              |
| 3C   | PROB LIFE SCI STDT    |   |                      |                |              |
| 31B  | INTEGRTN&INF SERIES   |   |                      |                |              |
| 32A  | CALC OF SEVRL VAR     |   |                      |                |              |
| 32B  | CALC OF SEVRL VAR     |   |                      |                |              |

| CATALOG NUMBER                              | COURSE TITLE         | CATALOG NUMBER                                    | COURSE TITLE         | CATALOG NUMBER                             | COURSE TITLE         |
|---|----------------------|---|----------------------|--|----------------------|
| 33A   | LINEAR ALGBRA&APPLS  | <b>MILITARY SCIENCE</b>                           |                      | C167                                       | TOPICS-KEYBOARD LIT  |
| 33B   | DIFFERNTL EQUATIONS  | Z   | LEADERSHIP LAB       | C175                                       | CHAMBER ENSEMBLES    |
| 61  | DISCRETE STRUCTURES  | 13  | LDRSHIP DEVELOPMENT  | CM182                                      | MUSIC INDUSTRY       |
| 71SL  | ELMNTRY SCHOOL MATH  | 23  | SUBORDNT DEVL&ARMY   |  |                      |
| 72SL  | MIDDLE SCHOOL MATH   | 133   | LEADRSH&PROB SOLV    | <b>MUSICOLOGY</b>                          |                      |
| 98XA  | PEERS COLLAB WRKSH   | 143   | OFFICERSHIP          | <b>Music History</b>                       |                      |
| 98XB  | PEERS COLLAB WRKSH   |   |                      | 12W  | WRITING ABOUT MUSIC  |
| 103C  | MATH INSTRUCTION     | <b>MOLECULAR, CELL, AND DEVELOPMENTAL BIOLOGY</b> |                      | 62   | MOZART               |
| 105C  | PEDAGOGY-SCNDRY MTH  | 40  | AIDS&SEXUAL TRANSMT  | 66   | GETTING MEDIEVAL     |
| 110C  | ALGEBRA              | 50  | STEM CELL BIO&PLTCS  | M87  | SPECIAL COURSES      |
| 111   | THEORY OF NUMBERS    | 104   | CELL&MOLEC BIO LAB   | 125F                                       | HIST&CLTR 1945-NOW   |
| M114S                                       | INTRO TO SET THEORY  | M140  | CELL BIO-CELL CYCLE  | 166  | MEDIEVLSM&MUSIC HST  |
| 115A  | LINEAR ALGEBRA       | C141  | PLNT DFRNTIATN&DVLP  | CM186                                      | MUSIC INDUSTRY       |
| 115AH                                       | LINEAR ALGEBRA-HNRS  | 143   | ORGANOGENESIS        | 187  | PRECAPSTONE          |
| 117   | ALGEBRA-APPLICATNS   | 144   | MOLECULAR BIOLOGY    | 191G                                       | MUSIC-OTHER TOPICS   |
| 120A  | DIFFERENTIAL GEOM    | 168   | STEM CELL BIOLOGY    |  |                      |
| 121   | INTRO TO TOPOLOGY    | M175C   | BHVR&CGNTV NEUROSCI  | <b>NAVAL SCIENCE</b>                       |                      |
| 123   | FNDATNS OF GEOMETRY  | 187A  | GENOMIC RESEARCH     | Z  | LEADERSHIP LAB       |
| 131A  | ANALYSIS             | 187B  | GENOMIC RESEARCH     | 20A  | NAVL SHIP SYSTEM II  |
| 131B  | ANALYSIS             | 187C  | GENOMIC RESEARCH     | 101A                                       | NAVIGATION I         |
| 131C  | TOPICS IN ANALYSIS   | 191   | VAR TOPICS-MCD BIO   | <b>NEAR EASTERN LANGUAGES AND CULTURES</b> |                      |
| 132   | CMPLX ANLY-APLICATNS | 192A  | UNDERGRAD PRACTICUM  | <b>Ancient Near East</b>                   |                      |
| 134   | SYSTEMS-DIFFNTL EQTN | 192B  | PRACTICUM-CITYLAB    | 10W  | JERUSALEM-HOLY CITY  |
| 135   | ORDNRY DFRNTL EQTNS  |   |                      | M103B                                      | ANCIENT EGYPT CIV    |
| 142   | MATHEMTCL MODELING   | <b>MUSIC</b>                                      |                      | 120C                                       | ELEM ANCNT EGYPTIAN  |
| 151A  | APPLD NUMRCL MTHDS   | 60AS  | VIOLIN               | M125B                                      | DIGITAL CULTURL MAP  |
| 151B  | APPLD NUMRCL MTHDS   | 60BS  | VIOLA                | 145  | SUMERIAN LITRY TXTS  |
| 164   | OPTIMIZATION         | 60CS  | CELLO                | 162  | ARCHEOL-ANCT ISRAEL  |
| 167   | MATH GAME THEORY     | 60DS  | STRING BASS          | 163  | ARCHAEOLOGY OF IRAN  |
| 170B  | PROBABILITY THEORY   | 60ES  | HARP                 | 164B                                       | ASSYRIANS            |
| 171   | STOCHASTC PROCESSES  | 60FS  | CLASSICAL GUITAR     | CM169                                      | INTRO-ARCHEOLGC SCI  |
| 172C  | ACTUARIAL MODELS II  | 61AS  | FLUTE                |  |                      |
| 180   | COMBINATORICS        | 61BS  | OBOE                 | <b>Arabic</b>                              |                      |
| 182   | ALGORITHMS           | 61CS  | CLARINET             | 1C   | ELEMNTRY STD ARABIC  |
| 191   | VARIABLE TOPICS      | 61DS  | BASSOON              | 102C                                       | INTERMED STD ARABIC  |
| <b>Program in Computing</b>                 |                      | 61ES  | SAXOPHONE            | 103C                                       | ADVANCED ARABIC      |
| 3   | COMP-SOC SCI&HUMNTS  | 62AS  | TRUMPET              | M110                                       | 1001 NIGHTS          |
| 10A   | INTR TO PROGRAMMING  | 62BS  | FRENCH HORN          | 111C                                       | ELEM SPK EGYPT ARAB  |
| 10B   | INTRMDT PROGRAMMING  | 62CS  | TROMBONE             | 150  | CLSCL ARAB LIT-ENGL  |
| 10C   | ADVNCED PROGRAMMING  | 62DS  | TUBA                 |  |                      |
| 20A   | JAVA LANG-APPLICATN  | 63S   | PERCUSSION           | <b>Armenian</b>                            |                      |
| 40A   | INTRO-INTERNET PROG  | 64AS  | PIANO                | 101C                                       | ELEM WSTRN ARMENIAN  |
| <b>MECHANICAL AND AEROSPACE ENGINEERING</b> |                      | 64BS  | ORGAN                | 102C                                       | INTRMD WST ARMENIAN  |
| 94  | CMPTR AID DSGN&DRFT  | 65S   | VOICE                | 104C                                       | ELEM MOD EAST ARMEN  |
| 101   | STTCS&STRNGTH-MTRL   | M87   | SPECIAL COURSES      | 105C                                       | INTR MOD EAST ARMEN  |
| 102   | DYMN-PART&RIGID BOD  | C90A  | UCLA CHORALE         | 106C                                       | ADV MOD EAST ARMEN   |
| 103   | ELEM FLUID MECHANIC  | 90B   | UNIVERSITY CHORUS    | C153                                       | ART&PLTIC-ARMENIA LT |
| 105A  | INT-ENGR THERMODYNC  | 90C   | CHAMBER SINGERS      | 188  | VARIABLE TOPICS      |
| 107   | DYNAMIC SYSTEMS      | 90D   | OPERA WORKSHOP       |  |                      |
| C132A                                       | MASS TRANSFER        | C90E  | SYMPHONY ORCHESTRA   | <b>Hebrew</b>                              |                      |
| 150B  | AERODYNAMICS         | 90F   | SYMPHONIC BAND       | 1C   | ELEMENTARY HEBREW    |
| C150G                                       | FLUID DNMC-BIOL SYS  | C90G  | WIND ENSEMBLE        | 102C                                       | INTERMEDIATE HEBREW  |
| 154B  | DSGN-AEROSPCE STRUC  | 90M   | MIRCHNG&VARSITY BAND | 103C                                       | ADVANCED HEBREW      |
| 157   | BASIC MECH ENGR LAB  | 90P   | ALEXANDER TECHNIQUE  | 110C                                       | RDNGS-BIBLCL HEBREW  |
| 157A  | FLUID MECH&AERO LAB  | C90Q  | PIANO&KEYBRD ACCOMP  | C140                                       | MOD HEBREW POET&PRO  |
| 157S  | AEROSPACE ENGR LAB   | 90R   | GUITAR ACCOMPANYING  |  |                      |
| 161C  | SPACECRAFT DESIGN    | 90S   | HARP ACCOMPANYING    | <b>Iranian</b>                             |                      |
| 162A  | INT-MCHNMS&MECH SYS  | 100A  | GENERAL MUSIC        | 1C   | ELEMENTARY PERSIAN   |
| 162C  | ELECMECH SSTMS DSGN  | 111B  | TECH-MUSIC EDUC II   | 20C  | ACCLRT ELEM PERSIAN  |
| 162M  | SENR MECH ENGR DSGN  | 112   | FIELD EXPR-MUSIC ED  | 102C                                       | INTRMEDIATE PERSIAN  |
| M168  | FINITE ELEMNT MTHDS  | 114E  | TRUMPET&TROMBONE     | 131  | JUDEO-PERSN-LIT&CLT  |
| 171A  | DYNAM SYS CNTRL I    | 114F  | HORN&TUBA            | 142  | PERSN POPULR ETHICS  |
| 171B  | DGTL CNTL-PHYS SSTM  | 114H  | OTHER PERCUSSION     | 161C                                       | ELEM MID IRANIAN     |
| 182A  | MATHEMATICS OF ENGR  | 120C  | MUSIC THEORY VI      | 187  | TOPICS-IRANIAN STDS  |
| 183   | MANUFACTR PROCESSES  | 123C  | COMPOSITION          |  |                      |
| C187L                                       | NANOSCALE LAB        | 124A  | SCORING-SYMPHONY     | <b>Islamicms</b>                           |                      |
| <b>MEDICINE</b>                             |                      | 140C  | WSTRN MUSC 1890-NOW  | 110  | INTRODUCTN TO ISLAM  |
| M160A                                       | AT-RISK POPULATIONS  | 160AS   | ADVANCED VIOLIN      |  |                      |
| M160B                                       | AT-RISK POPULATIONS  | 160BS   | ADVANCED VIOLA       | <b>Jewish Studies</b>                      |                      |
|   |                      | 160CS   | ADVANCED CELLO       | 142  | HIST&INST-ISRAEL     |
|   |                      | 160DS   | ADV STRING BASS      | 155  | MYSTC&MAGC&KABBALAH  |
|   |                      | 160ES   | ADVANCED HARP        | 177  | VARIABLE TOPICS      |
|   |                      | 160FS   | ADV CLASSICL GUITAR  | M181                                       | TOPICS-JEWISH HIST   |
|   |                      | 161AS   | ADVANCED FLUTE       | M182G                                      | JEWISH SECULARISM    |
|   |                      | 161BS   | ADVANCED OBOE        | <b>Semitic</b>                             |                      |
|   |                      | 161CS   | ADVANCED CLARINET    | 141  | ADVANCED AKKADIAN    |
|   |                      | 161DS   | ADVANCED BASSOON     |  |                      |
|   |                      | 161ES   | ADVANCED SAXOPHONE   | <b>Turkic Languages</b>                    |                      |
|   |                      | 162AS   | ADVANCED TRUMPET     | 101C                                       | ELEMENTARY TURKISH   |
|   |                      | 162BS   | ADV FRENCH HORN      | 102C                                       | ADVANCED TURKISH     |
|   |                      | 162CS   | ADVANCED TROMBONE    | 115C                                       | ELEMENTARY AZERI     |
|   |                      | 162DS   | ADVANCED TUBA        |  |                      |
|   |                      | 163S  | ADVANCED PERCUSSION  | <b>NEUROSCIENCE</b>                        |                      |
|   |                      | 164AS   | ADVANCED PIANO       | M101C                                      | BHVR&CGNTV NEUROSCI  |
|   |                      | 164BS   | ADVANCED ORGAN       | M119L                                      | HUMAN NEUROPSYCHLGY  |
|   |                      | 165S  | ADVANCED VOICE       |  |                      |





# Index

## A

absence  
 graduate leave of, 9, 40  
 undergraduate one-term, 40

academic  
 counseling, 49  
 policies, 40  
 transcript, 32

Academic Advancement Program (AAP), 49

academic counseling, 49

accident and injury, 58

address  
 changes, 7  
 e-mail, Bruin Alert, 20

admission policies, 40

alternate examination dates, policy on, 67

Arts and Architecture, School of the  
 counseling, 49  
 degree checks, 41  
 honors, 42  
 study list limits, 23

Ashe Student Health and Wellness Center,  
 7, 33

ASK peer counselors, 49

attendance, class, 57

auditing classes, 57

## B

BAR account, 16

billing, 16  
 billing statement, see BAR

Bruin Alert, 30

Bruin OnLine (BOL), 30

Bruin Resource Center, 34

BruinCard, 33

BruinDirect, 16, 17

buildings, names and abbreviations of, 66

## C

calendar, 5–6

campus computer laboratories, 30

cancellation of registration, 9

candidacy, declaration of, 41

candidate, current-term degree, 22

Career Center, 34

Catalog, UCLA General, 60

Center for American Politics and Public Policy, 44

Center for Community Learning, 44

Center for Student Programming, 34

Center for Women and Men, 34

changing grading basis, 26

civic engagement  
 minor, 44  
 Quarter in Washington, DC, 44

civic engagement opportunities  
 University of California Center Sacramento, 44

class  
 attendance, 57  
 level, 22, 43  
 listings, 64  
 notes, 57

classes, auditing, 57

collegium of university teaching fellows seminars, 45

commuter services, 35

computer  
 campus laboratories, 30  
 Disabilities and Computing Program, 34  
 online directory, 31  
 wireless access, 30

concurrent enrollment, 27

continuous registration policy, graduate, 40

contract courses, 23

copyright, student, 60

Counseling and Psychological Services, 35, 61

counseling, academic  
 49  
 College Academic Counseling, 49  
 directory, 49

counseling, academic  
 AAP peer, 49  
 Academic Advancement Program, 49  
 ASK peer counselors, 49  
 graduate mentor program, 49  
 Letters and Science services, 49

course  
 intercampus, 46  
 listing format, 64  
 materials and services fees, 15  
 materials, 36  
 online listings, 64  
 textbooks, 36

credit, transfer, 41

cross-enrollment, intersegmental, 27

Cultural and Recreational Affairs, 34

current-term degree candidate, 22

## D

Dashew Center for International Students and Scholars, 34

Dean of Students, 34, 35

debt management session/exam, 19

declaration of candidacy, 41

declaring nonattendance, 7

degree  
 audits, final, and graduation, 42  
 checks, 41  
 current-term candidate, 22  
 policies, 41  
 undergraduate, 41

Degree Progress Report (DPR), 41

diploma, 43

Direct Loans and Electronic Processing, 17

directory  
 online campus, 31  
 registrar's services, 37  
 student services, 38

disabilities  
 access to Bruin OnLine for persons with, 30  
 Office for Students with, 35

Disabilities and Computing Program, 34

disclaimer, fee, 16

disclosure of student records, 57

distance learning  
 less commonly taught languages, 46  
 UCLA courses, 46

doctoral candidates  
 reduced nonresident tuition for, 8, 41

drop procedures  
 impacted courses, 26  
 nonimpacted courses, 25

## E

earthquake, 58

eBill, 16

educational tax benefits, 20

electronic mailing lists, 30

emergencies, 58  
 accident, earthquake, fire, hazardous spill, injury

enforced requisites, 23

Engineering and Applied Science, School of  
 contract course enrollment, 24  
 counseling, 49  
 degree checks, 41  
 honors, 42  
 study list limits, 23

enrollment  
 graduate student one-pass system, 23

enrollment, 22  
 appointments, 22, 28  
 concurrent, 27  
 contract courses (special studies), 23  
 cross, 27  
 intersegmental, 27  
 restricted classes, 23  
 simultaneous UC, 27  
 undergraduate two-pass system, 22  
 URSA, 22

establishing residence for tuition purposes, 32

examination policies, 58, 67

examinations, final, 67

exemptions, nonresident tuition, 8

exit interview, 19

extramural support, 19

## F

Fall Quarter 2010  
 enrollment appointments, 28  
 Fee Charts, 10–13

Family Educational Rights and Privacy Act (FERPA), 32, 42, 57

Federal Direct Loan Program, 17, 18

fee deferral, 9, 19

fees  
 course materials and services, 15  
 deferral, 9, 19  
 descriptions, 7  
 disclaimer, 7, 16  
 filing, 40  
 Instructional Enhancement Initiative (IEI), 15, 31  
 late payment, 8  
 materials, 15  
 miscellaneous, 14–15  
 nonresident tuition exemptions, 8

paying, 7, 16  
 reduced, programs, 8  
 Registrar's Office, 33  
 registration 5  
 registration, 7  
 remission, 19  
 student health insurance plan (SHIP), 7  
 Student Services, 7, 8, 9  
 transcript, 33  
 waiver requests, 8  
**FERPA**, 32, 42, 57  
 final degree audits and graduation, 42  
 final examinations  
   alternate dates, policy on, 59, 67  
   charts, 67  
   policies, 59, 67  
 financial aid  
   distribution through BAR, 17  
   online services, 17  
   sponsored student information, 20  
**Financial Aid Office**, 17  
 financial support, 17  
 fire, 58

**G**

**General Catalog**, 60  
 grading basis, changing, 26  
 graduate student  
   enrollment, 23  
   extramural support, 19  
   fee deferral, 19  
   fee remission, 19  
   filing fee, 40  
   in absentia registration, 8, 9, 41  
   leave of absence, 40  
   mentor counseling program, 49  
   one-pass enrollment system, 23  
   readmission, 41  
   reduced fee programs, 8  
   registration, 40  
**Graduate Student Support Office**, 19  
 graduation  
   final degree audits and, 42  
   in absentia, 42  
   tips for seniors, 42

**H**

harassment, 59  
   complaint resolution, 59, 60  
 hazardous spill, 58  
 health insurance plan, student (SHIP), 7, 9  
 health service, student, 33  
**Hepatitis B**  
   proof of immunity, 33  
   vaccine requirement, 22  
 holds, 9  
 homepage, **UCLA**, 31  
 honors  
   department, 42  
   Latin, 42  
   Letters and Science courses and programs, 49  
**Hope Scholarship Tax Credit**, 20  
 housing services, 34

**I**

impacted courses, 23

in absentia graduation, 42  
 in absentia registration, 8, 9, 41  
**Instructional Enhancement Initiative (IEI)**, 15, 30  
 insurance  
   medical plan premiums, 19  
   student health plan (SHIP), 7  
   waiver, student health (SHIP), 7  
 intercampus course offerings, 46  
 intercampus visitor program, 27  
**International Education Office**, 34  
 international student services, 34  
 international students  
   Dashew Center for International Students and Scholars, 34  
   fees, 15  
   filing fee, 40  
   International Education Office, 34  
 internships and service learning, 44  
 intersegmental cross-enrollment, 27

**L**

late payment, 8  
 late study list, 24, 25  
 legal services, student, 36  
**Lesbian Gay Bisexual Transgender Campus Resource Center**, 35  
**Letters and Science, College of**  
   counseling, 49  
   degree checks, 41  
   honors programs, 49  
   honors, 42  
   study list limits, 23  
 library, 35  
   electronic resources, 31  
**Lifetime Learning Credit**, 20  
 listservs, 30  
**Loan Services Office**, 18  
 loans  
   Direct, and Electronic Processing, 17  
   Federal Direct, 17, 18  
   interest deduction, 20  
   short-term, 19

**M**

map, campus services, 39  
 master's degrees, 43  
 medical insurance plan premiums, 19  
 mental health services, student, 35  
 minors, 42  
 miscellaneous fees, 14–15  
**MyUCLA**, 31

**N**

name change, 32  
 newsgroups, 31  
 nonattendance, 7  
 nondiscrimination, 60  
 nonresident tuition  
   exemptions, 8  
   notices, official, 57  
**Nursing, School of**  
   contract course enrollment, 24  
   counseling, 49  
   degree checks, 41  
   honors, 42  
   study list limits, 23

**O**

**Office for Students with Disabilities**, 35  
**Office of Ombuds Services**, 35  
 official notices, 57  
 official publications, 60  
 official transcripts, 32  
 ombuds services, 35  
 online directory, 31  
 online services  
   Bruin OnLine (BOL), 30  
   computer laboratories, 30  
   directory, 31  
   electronic mailing lists (listservs), 30  
   instructional enhancement, 30  
   library electronic resources, 31  
   MyUCLA, 31  
   newsgroups, 31  
   Student Technology Center, 31  
   UCLA homepage, 31

**P**

**PAL**, 40  
 parking  
   and commuter services, 35  
   permits, 35  
 paying fees, 7, 16  
 payment methods, 16  
 peer counseling, 49  
 petition for residence classification, 32  
 plagiarism, 60  
 planned academic leave (PAL), 40  
 policies  
   academic, 40  
   admission, 40  
   alternate examination dates, 67  
   cell phones and pagers, 57  
   degree, 41  
   examination, 58  
   final examination, 67  
   honors, 42  
   returned check, 16  
   student conduct, 61  
   privacy release, disclosure of student records, 58  
   psychological services, student, 35  
   publications, official, 60

**Q**

**Quarter in Washington, DC Program**, 44

**R**

readmission  
   graduate, 41  
   undergraduate, 40  
 record, closure of student, 43  
 records, disclosure of student, 57  
 reduced fee programs, 8  
 reduced nonresident tuition, 41  
 refunds, 9  
**Registrar's Office**  
   services directory, 37  
   services, 32  
 registration  
   fees, 5, 7  
 registration, 7  
   cancellation, 9  
   graduate, 40

in absentia 8, 9, 41  
 student responsibilities, 7  
 residence  
   establishing for tuition purposes, 8, 32  
   petition for classification, 32  
 residence for tuition purposes, 32  
 returned check policy, 16

**S**  
 Sacramento, University of California Center, 44  
 satisfactory progress (for financial aid), 18  
 schedule format at a glance, 64  
 Schedule of Classes  
   online, 64  
   PDF, 64  
   updated listings, 22  
 scholarships  
   Scholarship Resource Center, 18  
   undergraduate, 17  
 School of Nursing  
   study list limits, 23  
 services  
   Center for Women and Men, 34  
   computer laboratories, 30  
   Dean of Students, 35  
   Student Psychological Services, 35  
 services, student  
   Fee, 7, 8, 9  
   veterans  
     Resource Office, 34  
 services, student, 32  
   Ashe Student Health and Wellness Center, 33  
   Bruin OnLine (BOL), 30  
   Bruin Resource Center, 34  
   BruinCard, 33  
   Career Center, 34  
   Center for Student Programming, 34  
   College Academic Counseling, 49  
   computing, and disabilities, 34  
   Counseling and Psychological Services, 35  
   Cultural and Recreational Affairs, 34  
   Dean of Students, 34  
   directory, 38  
   housing, 34  
   international students, 34  
   Lesbian Gay Bisexual Transgender Campus Resource Center, 35  
   Letters and Science counseling, 49  
   libraries, 35  
   map, 39  
   mental health, 35  
   Office for Students with Disabilities, 35  
   Office of Ombuds Services, 35  
   parking and commuter, 35  
   psychological, 35  
   Registrar's Office, 32, 37  
   student health, 33  
   Student Legal Services, 36  
   textbooks and course materials, 36  
   veterans  
     affairs, Registrar's Office, 33  
 Sexual Assault and Sexual Misconduct, 61  
 short-term loans, 19  
 simultaneous UC enrollment, 27

sponsored student information, 20  
 fee refunds, 9  
 Store, UCLA, 36  
 student  
   conduct policies, 61  
   loan interest deduction, 20  
   loans, 18  
   plagiarism and copyright, 60  
   record, closure of, 43  
   records, disclosure of, 57  
   services directory, 38  
   Services Fee, 7, 8, 9  
   services, 32  
 student health insurance plan (SHIP), 7, 9  
   waiver, 7  
 Student Legal Services, 36  
 Student Programming, Center for, 34  
 Student Psychological Services, 35  
 Student Technology Center, 31  
 study abroad  
   International Education Office, 34  
   planned academic leave, 40  
 study list  
   changes, 24  
   late, 25  
   limits, 23  
   official, 24  
 study list,  
   changes, 24, 25  
   late, 24

**T**  
 tax benefits, educational, 20  
 textbooks and course materials, 36  
 Theater, Film, and Television, School of  
   contract course enrollment, 24  
   counseling, 49  
   degree checks, 41  
   honors, 42  
   study list limits, 23  
 tips for graduating seniors, 42  
 transcripts  
   academic, 32, 43  
   official, 32  
   student copy, 32  
   verification, 32  
 transfer credit, 41  
 tuition  
   establishing residence for tuition purposes, 32  
 tuition, nonresident  
   establishing residence for tuition purposes, 32  
   exemptions, 8  
   reduced for doctoral candidates, 8, 41

**U**  
 UCLA homepage, 31  
 UCLA Store, 36  
 undergraduate  
   class levels, 43  
   degrees, 41  
   readmission, 40  
   reduced fee programs, 8  
   registration, 7  
   study list changes, 24  
   two-pass enrollment system, 22

university building names, 66  
 university employees, reduced fee programs, 8  
 University of California Center Sacramento (UCCS), 44  
 URSA, 29  
   eBill, 16  
   enrollment appointment times, 28  
   enrollment, 22  
   study list changes on, 24

**V**  
 verification transcript, 32  
 veterans  
   affairs, Registrar's Office, 33  
   Resource Office, 34  
 visitor program, intercampus, 27

**W**  
 wait lists, 23  
 waiver  
   fee waiver requests, 8  
   SHIP, 7, 16  
 Washington, DC, Quarter in, 44  
 William D. Ford Federal Direct Loan Program, 18  
 wireless Internet access, 30  
 withdrawal, 9, 18  
 Women and Men, Center for, 34  
 writing II courses, 47