

UCLA

Schedule of Classes

Spring 2002

What's New?

Friday Final Examination Changes

Final Examinations for Friday, June 14, will be held in morning and early afternoon periods only. Examinations previously scheduled for Friday from 3 to 6 p.m. and 6:30 to 9:30 p.m. have been rescheduled for Monday, June 10, from 6:30 to 9:30 p.m.

Kaufman Hall Closed for Renovation

Closed in December 2001, Kaufman Hall (formerly the Dance Building) is undergoing renovation and is estimated to reopen in Spring Quarter 2003. The World Arts and Cultures Department is now located in the Kinross Building adjacent to Lot 32.

Summer Sessions Information on Web Only

Information about Summer Sessions can be found on their website at <http://www.summer.ucla.edu/>. Class listings are published in the online *Schedule of Classes*.

URSA 2002 to Launch

URSA 2002 has exciting new features that let you access your records with more flexibility. URSA 2002 can handle more users at once and has many other updates and improvements. Right away you'll notice...

- Single log-on screen
- Find a Class and Enroll section
- 30-minute sessions
- Study List calendar grid
- Course website link
- Six-month BAR history by month

And you'll find so much more in the new, improved URSA 2002. Log on to URSA 2002 at <http://www.ursa.ucla.edu/>.

Calendar

Students are responsible for observing the following dates and deadlines as published by the Registrar's Office. Anything submitted or requested as an exception to a published deadline is subject to a PENALTY fee of \$10. URSA enrollment deadlines end at midnight on the published date.

The calendars below as well as academic calendars to the year 2005 are available on line at <http://www.registrar.ucla.edu/calendar/>

| | Spring 2002 | Summer 2002 | Fall 2002 |
|--|--------------------|---|-------------------------|
| Filing period for undergraduate applications (file with UC Undergraduate Application Processing Service, P.O. Box 23460, Oakland CA 94623-0460) | | | November 1-30, 2001 |
| Last day to file application for graduate admission or readmission with application fee, with Graduate Admissions/Student and Academic Affairs, 1255 Murphy Hall, UCLA, Los Angeles, CA 90024-1428 | Consult Department | | Consult Department |
| Last day to file graduate change of major petitions with Graduate Division, 1255 Murphy Hall | Consult Department | | Consult Department |
| First day to obtain Student Parking Request forms at Parking and Commuter Services | January 4 | May 1 | |
| Last day to submit Student Parking Request for campus parking permit | February 1 | | |
| Schedule of Classes available online | February 4 | | June 3 |
| First day for continuing students to check URSA at (310) 208-0425 or http://www.ursa.ucla.edu/ for assigned enrollment appointments | February 6 | | June 5 |
| Reentering students eligible to enroll begin to receive URSA notification letter at their mailing address | February 11 | | June 12 |
| URSA enrollment appointments begin | February 20 | February 4 | June 19 |
| Last day to file Undergraduate Application for Readmission form at 1113 Murphy Hall (late applicants will pay a \$50 late payment fee) | February 25 | | August 15 |
| First day for issuing UCLA BruinCard to new and reentering students | March 1 | | September 3 |
| Last day for continuing students to file 2002-03 undergraduate scholarship applications | March 1 | | |
| Mailing of UCLA Billing Statement showing registration fee assessment to student's mailing address (verify your mailing address on record at http://www.ursa.ucla.edu/) | March 1 | | September 1 |
| REGISTRATION FEE PAYMENT DEADLINE | March 20 | | September 20 |
| LATE registration fee payment in person with \$50 late fee | March 21-April 12 | | September 23-October 11 |
| Financial Aid nonelectronic FFELP checks available | March 26 | | TBA |
| \$50 late fee waived for students using loan/grant checks to pay registration fees | March 26-29 | | |
| QUARTER BEGINS | March 27 | | September 23 |
| Classes are dropped if fee payment is not completed by 5 p.m. | March 29 | | September 27 |
| INSTRUCTION BEGINS | April 1 | | September 26 |
| Orientation meetings on format for master's theses and doctoral dissertations (see Theses and Dissertations Adviser, 330 Powell Library) | April 11-13 | | |
| LAST DAY (End of Second Week) | April 12 | | October 11 |
| 1. To drop impacted courses (Letters and Science undergraduate students) | | | |
| 2. To change Study List (add, drop courses) without fee through URSA | | | |
| 3. To enroll in courses for credit without \$50 late Study List fee through URSA | | | |
| 4. To check wait lists for courses through URSA | | | |
| 5. To file advancement to candidacy petition for master's degree with major department | | | |
| 6. To file graduate leaves of absence with Graduate Division, 1255 Murphy Hall | | | |
| 7. To file undergraduate request for educational fee reduction with College or school | | | |
| 8. To declare bachelor's degree candidacy for current term (with fee depending on units completed — see Degree Policies in the Academic Policies section for details) | | | |
| 9. For full refund on textbooks with UCLA Store receipt (exception made with proof of drop or withdrawal up to eighth week; summer deadlines are end of first week of the session) | | Session A, June 28 Session C, August 9 | |

Spring 2002

Calendar / 5

| | Spring 2002 | Summer 2002 | Fall 2002 |
|---|----------------------------------|-------------------------------------|--|
| LAST DAY (End of Third Week) | April 19 | | October 18 |
| 1. For all undergraduate and graduate students to ADD courses with \$3 per course fee through URSA | | | |
| 2. For undergraduate and graduate students to file Late Study List with \$50 fee | | | |
| Undergraduates approved for reduced educational fee are audited (must be enrolled in 10 units or less to be eligible for reduction) as of this date | April 19 | | October 18 |
| LAST DAY (End of Fourth Week) | April 26 | | October 25 |
| 1. For all Letters and Science undergraduates to DROP nonimpacted courses without a transcript notation (\$3 per transaction fee through URSA) | | | |
| 2. For HSSEAS, SOAA, TFT, and Nursing undergraduate students to DROP courses with \$3 per course fee through URSA | | | |
| Undergraduate course materials fees are assessed based on enrollment at end of fourth week (see Miscellaneous Fees section in "Registration") | April 26 | | October 25 |
| Last day to submit final drafts of dissertations to doctoral committee for degrees to be conferred in current term | May 6 | | |
| Last day for undergraduates to change grading basis (optional P/NP) with \$3 per transaction fee through URSA | May 10 | | November 8 |
| Last day to submit final drafts of theses to master's committees for degrees to be conferred in current term | May 20 | | |
| Last day to file completed copies of theses for master's degrees and dissertations for doctoral degrees to be conferred in current term with Theses and Dissertations Adviser, 330 Powell Library | June 3 | | |
| INSTRUCTION ENDS | June 7 | | December 6 |
| Last Day to Withdraw | June 7 | | December 6 |
| LAST DAY (End of Tenth Week) | June 7 | | December 6 |
| 1. For Letters and Science undergraduates to drop nonimpacted courses by petition with instructor approval, \$13 per course fee, and transcript notation | | | |
| 2. For graduate students to change grading basis (optional S/U) with \$3 per course fee through URSA | | | |
| 3. For graduate students to DROP courses with \$3 per course fee through URSA | | | |
| Common Final Examinations | June 8-9 | | December 7-8 |
| Final Examination Week | June 10-14 | | December 9-13 |
| QUARTER ENDS | June 14 | | December 13 |
| Commencement weekend (by college/school) | June 15-16 | | |
| Summer Sessions | | | |
| Session A – six week | | June 24-August 2 | |
| Session A – eight week | | June 24-August 16 | |
| Session A – nine week | | June 24-August 23 | |
| Session A – ten week | | June 24-August 30 | |
| Session C | | August 5-September 13 | |
| First day to obtain GPA for term grades through URSA | June 29 | | |
| ACADEMIC AND ADMINISTRATIVE HOLIDAYS | March 25 May 27 | July 4 September 2 | November 11 November 28-29 December 24-25 December 31 January 1, 2003 |

Deadlines are subject to change. See <http://www.registrar.ucla.edu/calendar/> for updates.

Registration

Registration consists of paying fees and enrolling in classes.

1. Registration fees and other University charges are paid through the UCLA Student Billing Statement, also called the BAR statement, mailed monthly to students' UCLA mailing address by the Student Accounting Office
2. Enrollment in classes is completed through URSA OnLine at <http://www.ursa.ucla.edu/> or URSA Telephone at (310) 208-0425 (see "URSA" for full details)

Complete both processes by the established deadlines (see "Calendar") to be officially registered and enrolled for the term.

Paying Fees

Payments can be mailed, deposited in the Administrative Main Cashier drop slot (1125 Murphy Hall), or paid by credit card via CyberPay, which is accessed through URSA OnLine. After the published deadline, payments must be made in person at 1125 Murphy Hall and are assessed an additional \$50 late fee. For more information on paying fees, see "Billing."

Student Health Insurance Plan

All UCLA undergraduate and graduate students are automatically assessed for and enrolled in the Student Health Insurance Plan (SHIP) as a condition of registration at UCLA. Continued enrollment in adequate medical/health insurance must be maintained during all registered terms.

The SHIP fee is billed each term along with other UCLA fees. SHIP fulfills all of the requirements mandated for adequate medical/health insurance as defined by the University. The Ashe Student Health and Wellness Center is the primary health care provider for SHIP and is where all nonemergency medical care must be initiated for SHIP claim payment consideration. See <http://www.studenthealth.ucla.edu/>.

Waiving Out of SHIP

Students may waive out of SHIP if they (1) maintain active enrollment in an adequate medical/health insurance plan that meets all established requirements, (2) apply for a SHIP waiver within established deadlines, and (3) correctly complete the online SHIP waiver form.

Students must apply for a SHIP waiver online. See the Ashe Center website for details, including a definition of qualifying adequate private medical/health insurance. Follow the Online Services link from <http://www.studenthealth.ucla.edu/>.

Deadlines for Waiving Out of SHIP

Third-party individuals may not waive out of SHIP for another student. Waivers must be submitted by the stated deadlines whether or not fees have been paid by that date. Deadlines are strictly enforced.

The schedule for waiving out of SHIP is as follows:

| | |
|----------------|----------------|
| Fall Quarter | September 1-20 |
| Winter Quarter | December 1-20 |
| Spring Quarter | March 1-20 |

| | |
|-----------------|---------------|
| Fall Semester | August 1-20 |
| Spring Semester | December 1-20 |

The above information serves as official notice of the UCLA mandatory medical/health insurance requirement. All students are responsible for providing complete and accurate information that must be submitted by the stated deadlines.

Reduced Fee Programs

Fee assessment for reduction in fees is based on total units enrolled as of Friday of the third week of classes.

Certain undergraduate students, when properly approved by the dean of their College/school for enrollment in 10 units or less, may be eligi-

ble for a one-half reduction in the educational fee. File a Request for Fee Reduction with the academic dean's office by Friday of the second week. Except for these qualified and approved part-time students, there is no reduction in the University registration, educational, student union, or Undergraduate Students Association fee.

Undergraduate nonresident students with College/school approval for enrollment in 10 units or less pay only half the nonresident tuition fee. File a Request for Fee Reduction with the academic dean's office by Friday of the second week of classes for the applicable term.

For graduate students there is no reduction in the University registration, educational, nonresident tuition, student union, or Graduate Students Association fee for less than full-time programs.

Full-time University employees may apply for a reduction of the registration and educational fees at their Campus Human Resources office. If you receive the part-time fee reduction from your academic dean, you may not also use the UC employee reduction; you must use one or the other.

Course Materials Fees

The College of Letters and Science and professional schools are authorized to assess course materials fees for particular courses. These fees are either Materials Use Fees — used to pay for equipment costs associated with a course — or Instructional Enhancement Fees — used to help offset the costs of providing course websites and to provide enhanced computer laboratories. Depending on the academic unit, fees are assessed at the start of the quarter or based on actual enrollment at the end of the fourth week of classes. Students are responsible for ensuring that all Study List errors and omissions are corrected prior to this time. All students in a course with an approved course materials fee are assessed the fee, regardless of major. The fee is nonrefundable once assessed. Students who are approved for a "Late Add" enrollment in a course after the third week of classes are required to pay the course materials fee, which is billed through the BAR statement, for the entire quarter.

In addition, certain professional schools are authorized to charge students in their programs course materials fees that must be paid at the beginning of each term along with other University fees.

For exact fees and updates, see <http://www.registrar.ucla.edu/fees>.

Fee Waiver Requests

Late registration, processing, and penalty fees are waivable on request in writing to the office assessing the fees only if they were incurred through the fault of the University or because a student suffered sudden and debilitating injury or accident.

Holds

Students may have holds placed on their student records which could affect registration, enrollment, financial aid, campus services, and/or release of academic transcripts for the following reasons:

1. Failure to comply with admission provisions
2. Failure to settle financial obligations with the University
3. Failure to respond to official notices

Each student who becomes subject to a hold action is given advance notice and ample time to respond. In most cases, the hold must be released by the initiating office before a student may enroll in classes or receive various campus services. Obtain information on holds through URSA at <http://www.ursa.ucla.edu/> or (310) 208-0425.

Enrolling in Classes

See "Class Listings" for class times, rooms, instructors, and other enrollment information. For updated listings, see the online *Schedule of*

Classes. See "Class Listings" and your school or College advisers (listed in "Academic Counseling") to assemble a program of courses.

Plan two or three alternate programs in case your first choice of courses is not available (list alternate courses on the Enrollment Worksheet located at <http://www.registrar.ucla.edu/schedule/> — click on "Worksheet" in the left-hand menu). Do not choose two courses in the same final examination group (see the final examination chart in "Class Listings") or select classes that conflict in meeting times. If conflicts are unavoidable, consult with the instructor of each course at the first class meeting. For enrollment instructions, see "Enrollment" in this *Schedule*.

Hepatitis B Vaccine Requirement

The California State Legislature requires as a condition of enrollment that students 18 years and younger demonstrate immunity from hepatitis B. The Ashe Center offers the hepatitis B vaccine to eligible students. Students who have not had the vaccine should start the series before their first term begins. Because this is a state requirement, students who have not completed the immunization series by the time their third term begins will have a hold placed on their records.

Proof of compliance with the requirement is electronic through the Ashe Center website at <http://www.studenthealth.ucla.edu/>.

URSA Enrollment

University Records System Access (URSA) enables UCLA students to acquire information from their University academic records and to enroll in classes. Use URSA OnLine at <http://www.ursa.ucla.edu/> or

URSA Telephone at (310) 208-0425 to process class enrollment and determine assigned appointment periods.

Students may also use URSA for other enrollment-related tasks, such as adding, dropping, or exchanging classes, signing onto a wait list or checking wait-list status, or changing the grading basis for a class. See "URSA" for more information on services and features.

Study Lists

A Study List is the record of the courses a student enrolls in for the term. Friday of the second week of instruction, the Study List of enrolled courses becomes "official" and all wait lists are eliminated. Check Study Lists through URSA after all enrollment transactions.

Students are responsible for all courses and the grading basis as listed on URSA and cannot receive credit for courses not listed. Errors or omissions should be corrected before the academic dean's deadline for changes by petition. Unapproved withdrawal from or neglect of a course entered on the Study List results in a failing grade.

UCLA Policy on Cell Phones and Pagers

Any disruption of a class due to the audible beeping or use of cell phones or pagers will be treated as a violation of Section 102.13 of the *UCLA Student Conduct Code* and will subject a student to sanctions up to and including suspension or dismissal. Cell phones and pagers must be turned off while in classes, libraries, or other quiet areas.

Spring 2002 Fee Charts

Fees are subject to revision without notice
See <http://www.registrar.ucla.edu/fees> for updated fee information.

| | Graduate Students/Quarter | | Undergraduates/Quarter | | D.D.S. Students/Quarter | | M.B.A. Students/Quarter | |
|--|---------------------------|--------------------|------------------------|--------------------|-------------------------|--------------------|-------------------------|--------------------|
| | Resident | Nonresident | Resident | Nonresident | Resident | Nonresident | Resident | Nonresident |
| University registration fee ^a | \$ 238.00 | \$ 238.00 | \$ 238.00 | \$ 238.00 | \$ 238.00 | \$ 238.00 | \$ 238.00 | \$ 238.00 |
| Educational fee ^b | 965.00 | 1,029.00 | 905.00 | 1,029.00 | 1,029.00 | 1,029.00 | 1,029.00 | 1,029.00 |
| Undergraduate Students Association fee | | | 24.09 | 24.09 | | | | |
| Graduate Students Association fee | 7.00 | 7.00 | | | 7.00 | 7.00 | 7.00 | 7.00 |
| *M.B.A. activities fee | | | | | | | 25.00 | 25.00 |
| Ackerman Student Union fee | 17.00 | 17.00 | 17.00 | 17.00 | 17.00 | 17.00 | 17.00 | 17.00 |
| Seismic fee for Ackerman/Kerckhoff ^c | 38.00 | 38.00 | 38.00 | 38.00 | 38.00 | 38.00 | 38.00 | 38.00 |
| Wooden Center fee | 12.00 | 12.00 | 12.00 | 12.00 | 12.00 | 12.00 | 12.00 | 12.00 |
| Student Health Insurance Plans | 240.00 | 240.00 | 178.00 | 178.00 | 240.00 | 240.00 | 240.00 | 240.00 |
| Disability insurance fee (annual) | | | | | -- | -- | | |
| Nonresident tuition ^d | | 3,568.00 | | 3,568.00 | | 3,568.00 | | 3,568.00 |
| Mandatory fees | \$ 1,517.00 | \$ 5,149.00 | \$ 1,413.09 | \$ 5,104.09 | \$ 1,581.00 | \$ 5,149.00 | \$ 1,606.00 | \$ 5,174.00 |
| Professional school fee for Fall Quarter 1996 admits ^e | | | | | 1,333.00 | 1,333.00 | 2,000.00 | 2,000.00 |
| Course materials fee | | | | | | | 200.00 | 200.00 |
| Total mandatory fees | | | | | \$ 2,914.00 | \$ 6,482.00 | \$ 3,806.00 | \$ 7,374.00 |
| Professional school fee for Fall Quarter 1997 admits ^f | | | | | 1,667.00 | 1,667.00 | 2,000.00 | 2,000.00 |
| Course materials fee | | | | | | | 200.00 | 200.00 |
| Total mandatory fees | | | | | \$ 3,248.00 | \$ 6,816.00 | \$ 3,806.00 | \$ 7,374.00 |
| Professional school fee for Fall Quarter 1998 or later admits ^f | | | | | 1,667.00 | 1,667.00 | 2,000.00 | 2,000.00 |
| Course materials fee | | | | | | | 325.00 | 325.00 |
| Total mandatory fees | | | | | \$ 3,248.00 | \$ 6,816.00 | \$ 3,931.00 | \$ 7,499.00 |

a. Exact per quarter fee is \$237.66; \$237 is charged in Fall Quarter and \$238 is charged in Winter and Spring quarters.

b. Exact per quarter fee for resident graduates is \$965.33; \$965 is charged in Fall and Spring quarters and \$966 is charged in Winter Quarter. Exact per quarter fee for resident undergraduates is \$905.33; \$905 is charged in Fall and Spring quarters and \$906 is charged in Winter Quarter. Exact per quarter fee for all other students is \$1,028.66; \$1,028 is charged in Fall Quarter and \$1,029 is charged in Winter and Spring quarters.

c. Exact per quarter fee is \$37.66; \$37 is charged in Fall Quarter and \$38 is charged in Winter and Spring quarters.

d. Nonresident tuition for graduate students advanced to doctoral candidacy is \$892 per quarter (\$1,338 per semester). The reduced fee is applicable for a maximum of nine quarters.

e. Exact per quarter fee for D.D.S. students is \$1,333.33; \$1,333 is charged in Fall and Spring quarters and \$1,334 is charged in Winter Quarter.

f. Exact per quarter fee for D.D.S. students is \$1,666.66; \$1,666 is charged in Fall Quarter and \$1,667 is charged in Winter and Spring quarters.

*Updated April 29, 2002

Spring 2002 Fee Charts

Fees are subject to revision without notice
See <http://www.registrar.ucla.edu/fees> for updated fee information.

| | M.S.N. Students/Quarter | | Theater, Film, & Television M.F.A. Students/Quarter | | J.D. Students/Semester | | M.D. Students/Semester | |
|--|-------------------------|--------------------|--|--------------------|------------------------|--------------------|------------------------|---------------------|
| | Resident | Nonresident | Resident | Nonresident | Resident | Nonresident | Resident | Nonresident |
| University registration fee ^a | \$ 238.00 | \$ 238.00 | \$ 238.00 | \$ 238.00 | \$ 356.50 | \$ 356.50 | \$ 356.50 | \$ 356.50 |
| Educational fee ^b | 1,029.00 | 1,029.00 | 1,029.00 | 1,029.00 | 1,543.00 | 1,543.00 | 1,543.00 | 1,543.00 |
| Graduate Students Association fee | 7.00 | 7.00 | 7.00 | 7.00 | 10.50 | 10.50 | 10.50 | 10.50 |
| Ackerman Student Union fee | 17.00 | 17.00 | 17.00 | 17.00 | 25.50 | 25.50 | 25.50 | 25.50 |
| Seismic fee for Ackerman/Kerckhoff ^c | 38.00 | 38.00 | 38.00 | 38.00 | 56.50 | 56.50 | 56.50 | 56.50 |
| Wooden Center fee | 12.00 | 12.00 | 12.00 | 12.00 | 18.00 | 18.00 | 18.00 | 18.00 |
| Graduate Student Health Insurance Plan | 240.00 | 240.00 | 240.00 | 240.00 | 360.00 | 360.00 | 360.00 | 360.00 |
| Disability Insurance fee (annual) | | | | | | | -- | -- |
| Course materials fee | | | | | 20.00 | 20.00 | | |
| Special Law/Medicine fee | | | | | 188.00 | 188.00 | 188.00 | 188.00 |
| Nonresident tuition ^d | | 3,568.00 | | 3,568.00 | | 5,352.00 | | 5,352.00 |
| Mandatory fees | \$ 1,581.00 | \$ 5,149.00 | \$ 1,581.00 | \$ 5,149.00 | \$ 2,578.00 | \$ 7,930.00 | \$ 2,558.00 | \$ 7,910.00 |
| Professional school fee for Fall 1996 admits ^e | 500.00 | 500.00 | 667.00 | 667.00 | 3,000.00 | 3,000.00 | 2,000.00 | 2,000.00 |
| Total mandatory fees | \$ 2,081.00 | \$ 5,649.00 | \$ 2,248.00 | \$ 5,816.00 | \$ 5,578.00 | \$10,930.00 | \$ 4,558.00 | \$ 9,910.00 |
| Professional school fee for Fall 1997 or later admits ^e | 600.00 | 600.00 | 667.00 | 667.00 | 3,000.00 | 3,000.00 | 2,500.00 | 2,500.00 |
| Total mandatory fees | \$ 2,181.00 | \$ 5,749.00 | \$ 2,248.00 | \$ 5,816.00 | \$ 5,578.00 | \$10,930.00 | \$ 5,058.00 | \$ 10,410.00 |

a. Exact per quarter fee is \$237.66; \$237 is charged in Fall Quarter and \$238 is charged in Winter and Spring quarters.

b. Exact per quarter fee is \$1,028.66; \$1,028 is charged in Fall Quarter and \$1,029 is charged in Winter and Spring quarters.

c. Exact per quarter fee is \$37.66; \$37 is charged in Fall Quarter and \$38 is charged in Winter and Spring quarters.

d. Nonresident tuition for graduate students advanced to doctoral candidacy is \$892 per quarter (\$1,338 per semester). The reduced fee is applicable for a maximum of nine quarters.

e. For Theater, Film, and Television students, the exact per quarter M.F.A. program fee is \$666.66: \$666 is charged in Fall Quarter and \$667 is charged in Winter and Spring quarters. The fee for Law students applies only to the J.D. degree program. The fee for Medicine students applies only to the M.D. degree program.

Miscellaneous Fees

Fees are subject to revision without notice

| | |
|---|----------|
| Acceptance of admission fee (applies toward undergraduate registration fees; nonrefundable) | \$100.00 |
| Application fee (includes readmissions and intercampus transfers) | 40.00 |
| Athletic supplies not returned — charges assessed based on actual replacement costs | |
| BAR delinquent collection fee | 20.00 |
| Breakage — charges assessed by departments based on actual replacement costs | |
| BruinCard Replacement | |
| Lost | 20.00 |
| Damaged | 6.00 |
| Cancellation of Student Health Insurance Plans | 20.00 |
| Changes in Study List (per course) | 3.00 |
| Changes in Study List after published dates (per course) | 13.00 |
| Course Materials fees (nonrefundable) | |
| Materials Use Fee — varies by course (see class listings) | |
| Instructional Enhancement Fee (designated Letters and Science courses) | 4.00 |
| Credit by examination | 5.00 |
| Declaration or change of bachelor's degree candidacy after 160 units (172 units for Engineering students) | 13.00 |
| Duplicate/special order diploma | 60.00 |
| Failure to empty locker within specified period | 5.00 |
| "Good Student" Auto Insurance Certification | 5.00 |
| Housing application | 30.00 |
| In absentia degree processing fee (undergraduate) | 75.00 |
| Late filing of Study List | 50.00 |
| Late payment of registration fees | 50.00 |
| Late repayment of student short-term loans | 10.00 |
| Penalty fee (approved exceptions to published deadline) | 10.00 |
| Registrar's documents, copies or transmission | |
| Fax charge (domestic) | 5.00 |
| Fax charge (international) | 10.00 |
| Photocopies (each page) | .25 |
| Removal of I grade (each course) | 5.00 |
| Rental of academic apparel for Commencement | |
| Bachelor's candidates (for purchase only) | 25.00 |
| Master's candidates | 30.00 |
| Doctoral candidates | |
| Complete set | 33.00 |
| Cap and gown only | 25.00 |
| Returned check collection | 10.00 |
| Returned registration fee check collection | 60.00 |
| Service Fee for Cancellation of Registration | 10.00 |
| Student Health missed appointment | 20.00 |
| Subject A Placement Examination (undergraduates only) | 55.00 |
| Transcript of record, academic or enrollment verification (official, each copy) | 5.00 |
| Transcripts — additional services/fees | |
| Same-day Processing Service (per addressee) | 10.00 |
| Special handling | 15.00 |
| Special mailing fees vary; consult Academic Record Services | |

GRADUATE STUDENTS ONLY

| | |
|--|----------|
| Acceptance of admission deposit, new M.B.A. students, AGSM (applies toward registration fees; nonrefundable) | \$500.00 |
| Acceptance of admission deposit, School of Dentistry (applies toward registration fees; nonrefundable) | 200.00 |
| Candidacy for doctoral degree | 65.00 |
| Doctoral dissertation copyright fee (optional) | 45.00 |
| Filing fee for master's thesis or doctoral dissertation (one half of registration fee) | 119.00 |

Billing

The UCLA Student Billing Statement is generated by Billing and Accounts Receivable (BAR) and is known as the BAR statement. It is each UCLA student's bill for registration fees and other University charges. BAR is managed by the Student Accounting Office. See <http://www.studentaccounting.ucla.edu/>.

BAR Statement

All students are assigned a BAR account and mailed a statement of activity each month according to the following schedule:

| BAR Statement Mailing Dates | |
|--|-------------|
| <i>Statements are generated on the dates below and mailed within four days</i> | |
| Fall Semester — Medicine | July 1 |
| Fall Semester — Law | August 1 |
| Fall Quarter | September 1 |
| Winter Quarter/Spring Semester | December 1 |
| Spring Quarter | March 1 |

The same schedule applies to new and reentering students if they filed both the Statement of Intent to Register and the Statement of Legal Residence and their residence for tuition is determined.

Students must pay all charges (other than registration charges) in full by the statement deadline, the 20th of each month (or the preceding workday if the deadline falls on a weekend or holiday), to avoid assessment of a \$20 delinquent fee.

Students who decide not to attend UCLA must use URSA Telephone to declare nonattendance for a term (option 5# under the Student Records Menu). Check the readmission policies in "Academic Policies" in order to protect student status.

Financial Aid Distribution

The Financial Aid System automatically credits BAR accounts of students who receive financial aid. Registration fees and other outstanding UCLA debts, such as student health or laboratory fees, are deducted. Students must be enrolled at least half time to receive financial aid disbursements. See "Financial Support."

Bruin Direct

With Bruin Direct, BAR system refunds are deposited directly to student bank accounts. Students are notified of transactions via e-mail before each deposit is made. UCLA requires Bruin Direct for BAR refunds, and students not currently enrolled must pick up a form from the Administrative Main Cashier Office in 1125 Murphy Hall or from Student Accounting in B303 Murphy Hall. The form is also available at <http://www.amco.ucla.edu/>. Bruin Direct refunds are processed daily. Refunds by mail are processed weekly.

Medical Insurance Waivers

As a condition of registration, UCLA requires all students to have adequate medical insurance. The UCLA Student Insurance Plan (SHIP) fulfills this requirement and is billed through BAR. Students with adequate private medical insurance may waive out of SHIP by completing the online waiver and submitting it by the published deadline. Students who do not waive out by the deadline may be required to pay the SHIP fee. Students should verify that the waiver has been posted through BAR. For waiver requests, see <http://www.studenthealth.ucla.edu/> or link to the site through URSA OnLine.

Payment Methods

Detach the bottom of the BAR statement and mail the remittance, or drop it in the Administrative Main Cashier drop slot, 1125 Murphy Hall. Allow five working days for mail delivery. UCLA is not responsible for materials lost or delayed in the mail. Missing or incomplete payments may result in loss of classes or assessment of late fees.

In the envelope provided, return the following to the UCLA Remittance Processing Center, 10920 Wilshire Boulevard, Suite 107, Los Angeles, CA 90024-6503.

- Bottom portion of BAR statement
- Payment (do not send cash; write your nine-digit UCLA student I.D. number on all checks, money orders, or other forms of payment and indicate method of payment)
 - Check or Money Order
Make payable to REGENTS-UC. A \$60 fine is assessed if any check for registration fee payment is returned by a bank.
 - VISA/MasterCard/Discover Card
Complete and sign the VISA/MC/Discover section on the BAR statement by the published fee payment deadline (see "Calendar"). Credit card payments must be signed and completed to be processed. **Fax payments are not accepted.** Refer to the other payment methods below.

The Administrative Main Cashier Office, (310) 825-2201, is open 9 a.m. to 5 p.m. weekdays. See <http://www.amco.ucla.edu/>.

AutoPay

Students can have BAR account balances automatically paid by credit card. Credit cards are charged around the fifth of each month, and payments are posted to BAR. To sign up, see the Administrative Main Cashier or Student Accounting offices or <http://www.amco.ucla.edu/>.

CyberPay via URSA

Students may use CyberPay to pay their BAR accounts by credit card through the financial section of URSA OnLine.

Student Responsibilities

Address Change

Students must keep their UCLA Mailing Address up to date and may change addresses

- On URSA OnLine at <http://www.ursa.ucla.edu/>
- By filling out the Change of Mailing Address portion on the reverse of the UCLA Billing Statement
- In person at Enrollment and Degree Services, 1113 Murphy Hall.

Three times each year, student mailing addresses are updated from the change of address list on file with the U.S. Postal Service. Students must, however, still inform UCLA when they change addresses and verify that their addresses are correct on URSA.

Registration Confirmation

Check URSA to confirm that registration fee payments have been processed. For proof of payment, print a copy of the Registration Status screen in URSA OnLine. Present this and a UCLA BruinCard as proof of student status for the specified term.

Late Payment

A late payment fee of \$50 is assessed to all students paying registration fees after the deadline. Late registration is complete once students pay registration fees and enroll in classes.

New and Reentering Students

New and reentering students must pay their fees in person once they receive an URSA notification letter or appointment letter from the Registrar's Office. Payments are accepted at the Administrative Main Cashier Office, 1125 Murphy Hall, from 9 a.m. to 5 p.m. weekdays.

After Friday of the Second Week

Students who enroll in classes and pay registration fees after Friday of the second week of classes are assessed both the \$50 late Study List fee and the \$50 late registration fee, resulting in an extra \$100 to register and enroll.

Undergraduate students must obtain the instructor's signature for each course listed and obtain approval from the academic College or school.

Graduate students (GD college code) must obtain approval from their authorized departmental adviser.

Dentistry, Law, and Medicine students must have the written approval of their respective Student Affairs Office.

File the Enrollment Petition at 1113 Murphy Hall after paying fees for the term. Late registration is complete when students pay registration fees and enroll in classes.

Refunds and Reductions

Under the conditions described below, some UCLA students may be eligible for a full or partial refund of fees paid.

Undergraduate Students

Cancellation of Registration. Prior to the first day of instruction, students may cancel registration by mailing a written notice to the Enrollment and Degree Services Office, Attn: Cancellation Clerk, 1113 Murphy Hall, UCLA, Box 951429, Los Angeles, CA 90095-1429. Refund is as follows: new students receive a 100 percent refund for fees paid except for the nonrefundable acceptance of admission fee and a \$10 service fee; all other students receive a 100 percent refund for fees paid minus the \$10 service fee.

Withdrawal. Undergraduate students who withdraw from the University during the course of a term must file an acceptable Notice of Withdrawal form, which is issued at the office of the academic dean.

Failing to attend classes, neglecting courses, or stopping payment on checks tendered for registration does not constitute notice of withdrawal. A \$60 fine is assessed if any check for registration fee payment is returned by a bank for any reason, including stopped payment or insufficient funds. If no credit for courses is received, a full refund of the University registration fee for the regular session is granted to all students entering the armed forces prior to the end of the sixth week of the term, with no refund thereafter.

A percentage of the registration fees paid is refunded according to the calendar date on which the official Notice of Withdrawal or Leave of Absence form is submitted to the academic dean.

The schedule of refunds is applied to the fee paid as follows:

| Continuing and Readmitted Students and New Students Who Do Not Receive Financial Aid | New Students Who Receive Federal Financial Aid |
|--|--|
| 100% on or before April 1 | 100% on or before April 1 |
| 90% April 2-7 | 90% April 2-7 |
| 50% April 8-18 | 80% April 8-14 |
| 25% April 19-May 5 | 70% April 15-21 |
| 0% on or after May 6 | 60% April 22-28 |
| | 50% April 29-May 5 |
| | 40% May 6-12 |
| | 0% on or after May 13 |

Refund is as follows: a \$10 service fee is deducted from all 100 percent refunds; for new students, the schedule of refunds is applied to the fees paid minus the nonrefundable acceptance of admission fee and a \$10 service fee. Fees paid by new M.B.A. and Dentistry students are refunded except for their respective nonrefundable acceptance of admissions deposit. Students who receive a 100 percent refund and purchased SHIP are not eligible for any SHIP benefits for that entire term. For students who receive less than a 100 percent refund and purchased SHIP, the SHIP policy remains in effect for the remainder of the term, and refunds are calculated on the remainder of their registration fees. Registration fee refunds take one to two weeks to process.

If a sponsored student (on financial aid) pays registration fees with personal funds, a refund is initiated automatically through BAR. Students who initially pay registration fees with financial aid, a fee deferral, or a fee waiver, and subsequently cancel or withdraw, do not receive a cash refund.

Graduate Students

Graduate Leaves of Absence. For graduate students on official leave of absence, a percentage of registration fees paid is refunded according to the calendar date on which the official Request for Leave of Absence is submitted to the Graduate Division. For refund information, see the chart above; for more on graduate leaves of absence, see "Academic Policies."

Filing Fee. Graduate students may be eligible for and billed the filing fee (half the quarterly registration fee) in lieu of full registration fees for the term in which they expect to complete final degree requirements. See "Academic Policies" for requirements.

Reduced Nonresident Tuition. Nonresident graduate doctoral students who have advanced to candidacy are eligible for a 75 percent reduction in their annual nonresident tuition fee. See "Academic Policies" for requirements.

Fee Deferrals. Academic apprentice personnel are eligible to receive a fee deferral for part or all of the registration fees assessed during the term in which they serve as an academic apprentice. Students are responsible for paying fees by the deferred payment deadline, which is generally two months after the standard term due date. Whether students attend UCLA, take a leave of absence, or withdraw from the University, they are responsible for the fees but may be eligible to receive a partial fee refund, according to the refund schedule above. Fees not paid by the deadline are subject to the late fee charge.

Financial Support

Financial support at UCLA is handled by the Financial Aid Office, Student Loan Services, and Graduate Student Support Office. Students and their families should also be aware of tax benefits that could help offset the cost of fees and tuition.

Financial Aid Office

A129J Murphy Hall
9 a.m. to 5 p.m. weekdays
(310) 206-0400
<http://www.fao.ucla.edu/>
e-mail: finaid@saonet.ucla.edu

At the Financial Aid Office students

1. Pick up financial aid packages or petition and revision forms
2. Get counseling on how to prepare the Financial Aid Application and supporting documents
3. Report changes in their financial situation
4. Obtain information on the Federal Family Educational Loan Program (FFELP), Federal Pell and Cal Grants, or undergraduate scholarships
5. Return a Financial Aid Notification (FAN)

Financial Aid Distribution through BAR

UCLA uses a central Billing and Receivables (BAR) system to process bills and payments, including financial aid. Each student is assigned an individual BAR account and receives a statement of activity in the mail each month. Statements list charges, such as registration fees, health insurance, or outstanding debts, and may include anticipated financial aid activity and the amount of funds available for a refund.

The Financial Aid System automatically credits BAR accounts with students' financial aid. Students must, however, be enrolled on at least a half-time status (6 units for undergraduate and 4 units for graduate students) for financial aid to be credited to their BAR account.

BAR uses financial aid as a credit to pay student registration fees and most other outstanding UCLA debts (such as student health visits or recreational fees). BAR does not pay housing charges. Students who live on campus must make payment arrangements directly with the housing office.

Bank Loans and Electronic Processing

Federal Family Educational Loan Program (FFELP) loans include Federal Subsidized and Unsubsidized Stafford loans. These programs are outlined in the *FFELP Guide*, which explains how to apply for loans electronically. Loans processed electronically are credited to student accounts, and any credit balance can be transferred directly to personal checking or savings accounts using Bruin Direct (see below).

Another type of FFELP loan is the Parent Loan for Undergraduate Students (PLUS), which is explained in the *PLUS Guide*. When parents apply for PLUS loans, they can have electronic disbursements sent to BAR, which pays registration fees and any outstanding debts, then forwards remaining funds to a specified student's account. Alternatively, parents may request paper plus checks, which are mailed to the parents once Student Loan Services verifies the student's half-time enrollment.

Bruin Direct

With Bruin Direct students may have refund checks electronically transferred to a personal checking or savings account. The Financial Aid office uses available financial aid to pay registration fees and any outstanding debts, then forwards remaining funds to the specified account.

Bruin Direct enrollment information is available in the Student Accounting Office, B303 Murphy Hall. Bruin Direct is not available to students if they selected a nonelectronic lender. Contact the Financial Aid Office for a list of preferred electronic lenders or see the FFELP/PLUS guides.

Financial Aid Online Services

In addition to general information about applying for, evaluating, and awarding financial aid, the financial aid website has a calendar with application deadlines and provides links to scholarships, grants, and loan programs. The site also explains aid disbursement and budget adjustments and reevaluations. See <http://www.fao.ucla.edu/>.

Students track financial aid information through URSA or view award amounts and verify refund activity. See "URSA" for more information.

Scholarships for Undergraduate Students

The Undergraduate Scholarship Program at UCLA rewards academic excellence and promise and provides assistance to students in need. A scholarship is expected to create opportunities for further academic growth and development.

Each scholarship is awarded for one academic year. A renewal of scholarship application must be submitted yearly. Students must also apply for financial aid by submitting a Free Application for Federal Student Aid (FAFSA). Semifinalists in the Regents Scholarship competition are given preference for these awards.

Information about university and outside agency scholarship programs is at <http://www.saonet.ucla.edu/fa/scholar/>. More information is on fastWEB (financial aid search through the web), an interactive scholarship search database at <http://www.studentservices.com/index.ptml>.

Scholarship Resource Center. The Scholarship Resource Center (SRC) helps undergraduate students search for scholarship information. The SRC, located in 233 Covell Commons, is open to all UCLA undergraduates, regardless of financial aid eligibility. The center provides referrals and serves as an information base for scholarships, fellowships, and endowments. The SRC works in conjunction with the Division of Honors and Undergraduate Programs, the Financial Aid Office, and the UCLA community.

Special features of the SRC include counseling for students in the application process, a small library of current scholarship books, a proofreading service for scholarship applications, computer access to various scholarship listings, and workshops and general information sessions. For more information, call (310) 206-2875 or see <http://www.college.ucla.edu/up/SRC/>.

Maintaining Satisfactory Progress

Federal regulations require UCLA to establish, publish, and apply standards of Satisfactory Academic Progress for financial aid eligibility. Students who fail to meet the standards become ineligible to receive financial aid until they are in compliance with these requirements. See *A Guide to Satisfactory Academic Progress*, available at the Financial Aid Office, for a detailed explanation.

For students whose unit load is below 12 units as of the third week of class in any term, Federal Pell Grant and Cal Grant B subsistence checks are reduced or cancelled. Increases in units after the third week of class do not result in automatic reinstatement of the grants. Contact the Financial Aid Office for information regarding an appeal. Financial aid is cancelled if students are dismissed, and they are billed for all awards (including loans) received.

Withdrawal and Cancellation

Students who decide not to enroll for one or more terms must notify the Financial Aid Office. Students are not entitled to receive financial aid for those terms.

For students who withdraw for a term, the Return of Federal Aid policy determines the amount of financial aid they are eligible to keep for that term. The calculation is based on the date students submit the official withdrawal form to their College/school or department.

The amount of financial aid students are entitled to keep is prorated based on the number of days they were enrolled. Any financial aid received in excess of the prorated eligibility must be repaid. Students who have completed 60 percent of the enrollment period at the time they withdraw are not required to return any funds for the term.

For more information about the exact amount of financial aid students are eligible to keep after withdrawal, see the *Guide to the Return of Federal Aid*, available in the Financial Aid Office.

For students who receive an administrative cancellation for a term, all financial aid for the effected term is cancelled. They are not entitled to receive any funds for the term and are expected to repay any amount received.

Students who withdraw or are cancelled for a term may have to reapply for Stafford and/or PLUS loans. They should contact the Financial Aid Office and indicate the term they plan on returning to UCLA.

Student Loan Services

A227 Murphy Hall
9 a.m. to 5 p.m. weekdays
(310) 825-9864
<http://www.saonet.ucla.edu/loans.htm>

Services offered by Student Loan Services include

1. Distribution of nonelectronic FFELP loans
2. Processing and distribution of Student Short-Term Emergency Loans (9 a.m. to 4:30 p.m. weekdays)
3. Debt management sessions and loan exit interviews

Loan Fund Distribution

Students who pick up a nonelectronic loan check must present a valid driver's license, California DMV I.D. card, or passport and have no outstanding financial holds on their records in order to receive the check.

Unit Requirement for Loans

According to federal regulations, undergraduate students must be enrolled in at least 6 units and graduate students in at least 4 units continuously throughout the stated loan period to receive loan funds. This information is verified before loans are distributed. If a student withdraws or carries insufficient units during the stated loan period, any remaining loan funds are returned to the lender, any remaining portion of the loan is cancelled, and the student may be billed for funds already received. In such cases, students must reapply for a new FFELP loan that reflects the new loan period. For more information, contact the Financial Aid Office.

Federal Family Educational Loan Program

Federal Family Educational Loan Program (FFELP) loans come from banks and are issued each term based on a student's application date.

Electronic Fund Transfer (EFT) FFELP loans are distributed through BAR. Current registration and all outstanding University debts are deducted from the student's loan funds before the balance is distributed (see Bruin Direct in this section about direct deposit).

Non-EFT FFELP loan checks are available at the beginning of each term at Student Loan Services. Non-EFT FFELP loan checks are held for pick up for thirty (30) days, then returned to the lender.

Students must notify the Registrar, Student Loan Services, and their FFELP lender in writing within 10 days if they

1. Drop below half-time status, withdraw from UCLA, or transfer to another school

2. Change their address or telephone number, graduation date, name, and/or Social Security number (also notify Registrar's Office, either via URSA OnLine at <http://www.ursa.ucla.edu/> or in person at 1113 Murphy Hall)

First-Time UCLA Borrower Requirement

Federal regulations governing the student loan programs require that anyone borrowing student loans at UCLA for the first time must attend a debt management session prior to receiving loan funds. This workshop explains the rights and responsibilities associated with loans and provides solutions for minimizing debt loads. Until this requirement is fulfilled, a University hold will prevent loan(s) from being disbursed. For a schedule of debt management sessions, call (310) 825-9865 or see <http://www.saonet.ucla.edu/loans/sched.htm>.

Exit Interview Requirement

Students who have ever received a loan from the Financial Aid Office and are about to graduate, transfer, withdraw, or take a leave of absence from UCLA are required to complete exit interview documents with Student Loan Services, A227 Murphy Hall, (310) 825-9865.

Short-Term Loans

Interest-free loans are available in Student Loan Services. Applications are accepted in person only. To qualify for all loans, students must be enrolled at UCLA within the current quarter, have paid registration fees, and have not defaulted on previous Short-Term Loans within the past year. Students must present one of the following picture I.D.s: BruinCard, Driver's License, State I.D. Card, Military I.D., or Passport. Three loan types are currently available:

1. Emergency Loan: A loan of up to \$200 for those who meet the above criteria
2. Living Expense Loan: A loan of up to \$350 for those who meet the above criteria and are employed. Written employment verification on letterhead must be provided from the employer
3. Financial Aid Advance: A "bridge loan" to fill the gap between the awarding of current-quarter Financial Aid and the actual receipt of funds. Loans are generally made against Federal Stafford, Federal Perkins, University, and electronically disbursed Parent Loans

The loan must be repaid on time or a \$10 late fee is assessed. The defaulted loan may be subject to further collection actions, and future loan eligibility may be jeopardized. Past-due short-term loans must be paid with cash, money order, or cashier's check in order to receive University services.

Graduate Student Support Office

1228 Murphy Hall
(310) 825-1025
<http://www.gdnet.ucla.edu/>

Merit-Based Awards

Merit-based awards funded by the Graduate Division take the form of stipend, fee, and/or nonresident tuition awards. To receive these awards, students must return a signed contract and necessary supporting documentation to Graduate Student Support, 1228 Murphy Hall.

Fee Remissions

As a result of employment in an eligible academic apprentice personnel title, graduate students may receive certain fee remissions. Eligibility is determined by the following criteria:

1. Appointment(s) must be at least 25 percent time, not to exceed 50 percent time, and only under eligible title codes (students should see their departments for specific details)
2. Work at least 25 percent time during the term

3. Register and enroll in a minimum of 8 units no later than the third week of instruction; Graduate Student Researchers (GSRs) enrolled in 12 units may qualify for a second fee remission
4. Previous quarter's GPA must be 3.0 or better

All eligible academic apprentice personnel receive partial fee remissions from the Office of the President; eligible GSRs receive an additional fee remission from the campus.

Fee Deferrals

Academic apprentice personnel can obtain a Fee Deferral from their department to extend the registration fee and nonresident tuition payment deadline by approximately two months. It is the students' responsibility to pay back the deferral with either personal funds or a fee award credited to their accounts. Students who do not meet the extended deadline are charged a late fee.

Medical Insurance Plan Premiums

The mandatory insurance premium is paid for all eligible academic apprentice personnel. Students should not waive out of health insurance if they want the premium paid as part of their employment. To waive out of GSHIP, submit the online waiver before the original registration fee payment deadline. A waive out cannot be reversed during the term even if students have been given a fee deferral.

Extramural Support

The Graduate and Postdoctoral Extramural Support (GRAPES) database contains information on over 300 awards for graduate study, dissertation research, travel grants, and postdoctoral research. GRAPES is available at <http://www.gdnet.ucla.edu/grpinst.htm> or contact the Special Fellowships Office, 1252 Murphy Hall, (310) 825-3521.

Educational Tax Benefits

A number of educational tax benefits may have an impact on the federal income tax liability of students and their families. To assist the Internal Revenue Service (IRS) monitor eligibility for tax credits, UCLA must provide certain information to the IRS on its students. A brief summary of the provisions that may apply to students in attendance at UCLA follows:

Hope Scholarship Tax Credit is a nonrefundable tax credit up to a maximum amount of \$1,500 for qualified tuition and fees paid by or on behalf of a student. The credit is generally available for students in their first two years enrolled at least half time in coursework leading to a recognized degree or certificate.

Lifetime Learning Credit is a nonrefundable credit equal to 20 percent of the first \$5,000 of qualified tuition and fees paid by or on behalf of a student in years in which the Hope Scholarship Credit is not claimed. The credit is generally available for students enrolled in coursework leading to a recognized degree or certificate. Individuals enrolled in coursework to acquire or improve job skills may also be eligible for the Lifetime Learning Credit.

Student Loan Interest Deduction is a federal income tax deduction for an amount up to \$2,500 in interest paid on loans incurred to pay qualified education expenses.

As required by law, UCLA will report to the IRS the identity of students who have paid educational fees that may be eligible for the Hope Scholarship or Lifetime Learning Credit. On or before February 1 of the current tax year, students will receive a corresponding report. Any questions regarding information printed on this form should be directed to TCRS, the University of California's education tax credit reporting service, at their toll free number, (877) 467-3821, or see <http://www.tcrs.com/>.

To find out if you qualify for benefits under these or other provisions of the Taxpayer Relief Act, contact a tax consultant or call the Internal Revenue Service. **The University of California is not authorized to respond to tax questions.**

More information is available at <http://www.ed.gov/inits/hope/>.

Sponsored Student Information

| Type of Aid | Authorized Issuing Offices | Location |
|---|--|--|
| Air Force ROTC | Student Accounting Office | B303 Murphy Hall |
| Army ROTC | Military Science Student Accounting Office | 2536 Hershey Hall B303 Murphy Hall |
| Athletic Grant-in-Aid | Athletic Department | Morgan Center |
| California Grant A and Grant B | Financial Aid Office | A129J Murphy Hall |
| California Scholarship Commission — Graduate | Graduate Student Support | 1228 Murphy Hall |
| Chancellor's or Regents Fellowship — Nonresident | Graduate Student Support | 1228 Murphy Hall |
| Child of Deceased Fireman or Lawman | Registrar's Office | 1113 Murphy Hall |
| Contractual Credential Candidate — Nonresident | Registrar's Office | 1113 Murphy Hall |
| Departmental Sponsorship (includes any traineeship paid through the department) | Respective Departments | Various |
| Education Abroad Student (from University Abroad) | Education Abroad Office | 1101 Hershey Hall |
| Faculty Dependent — Nonresident | Registrar's Office | 1113 Murphy Hall |
| Graduate Students Studying Out of State | Graduate Student Support | 1228 Murphy Hall |
| International Students on Nonimmigrant Visas with Letter from Sponsor (unless TA or departmental sponsorship) | Student Accounting Office | B303 Murphy Hall |
| Military Dependent — Nonresident | Registrar's Office | 1113 Murphy Hall |
| National Service Trust | Student Accounting Office | B303 Murphy Hall |
| Navy ROTC — Five-Term | Naval Science Student Accounting Office | 2388 Wooden Center B303 Murphy Hall |
| NDEA and NSF Fellowship Holders | Graduate Student Support | 1228 Murphy Hall |
| Nonacademic University Employee — Full Time (see Staff Personnel Policy 260) | Campus Human Resources | 200 UCLA Wilshire Center |
| Outside Agencies (private industries, clubs, and organizations) | Student Accounting Office | B303 Murphy Hall |
| Resident Reclassifications | Registrar's Office | 1113 Murphy Hall |
| Scholarships | Financial Aid Office | A129J Murphy Hall |
| State Rehabilitation Service | Office for Students with Disabilities Student Accounting Office | A255 Murphy Hall B303 Murphy Hal |
| TA, Associate or Acting Instructor — Nonresident (students must pay if waiver is denied) | Respective Departments | Various |
| TA, Associate or Acting Instructor, Research Assistant or Postgraduate | Respective Departments | Various |
| Undergraduate Nonresident Tuition (less than 10 units) | Registrar's Office | 1113 Murphy Hall |
| Undergraduate Reduced Educational Fee (less than 10 units) | Registrar's Office | 1113 Murphy Hall |
| Undergraduate Scholarships | Financial Aid Office | A129J Murphy Hall |
| Veterans, Veteran's Dependent | Registrar's Office | 1113 Murphy Hall |

Enrollment

Use URSA at <http://www.ursa.ucla.edu/> or (310) 208-0425 to enroll in classes, add, drop, exchange, or change the grading basis of classes, join a wait list, and view Study Lists. Students enroll during appointment times, which they obtain through URSA.

URSA Enrollment

URSA operates Sunday night from 6 p.m. through Tuesday at 1 a.m. and Tuesday through Saturday from 6 a.m. to 1 a.m., including holidays. See "URSA" for detailed instructions on using URSA.

Refer to the Enrollment Worksheet located at <http://www.registrar.ucla.edu/schedule/> (click on "Worksheet" in the left-hand menu). Read the directions carefully and fill out the worksheet before using URSA.

Appointments

Enrollment appointments are based on class level and assigned within the time and dates shown on the chart at the end of this section or at <http://www.registrar.ucla.edu/soc/enrolcht.htm>.

Current-term degree candidates must redeclare candidacy for a later term to receive enrollment appointment times.

Graduate Student Enrollment

Law, Medicine, and Dentistry students enroll as instructed by their respective Student Affairs Office.

All other graduate students eligible to enroll for the next term are randomly assigned one appointment time or pass and can use URSA from the beginning of the specified appointment time through midnight on Friday of the second week of classes. Students should be enrolled in courses with unit credit by the deadline to avoid the \$50 late filing of Study List fee and to avoid having to obtain instructor signatures.

Undergraduate Student Enrollment

A two-pass system is used for UCLA's 25,000 undergraduates to ensure that everyone has the opportunity to enroll in required premajor, major, and GE courses and to graduate.

Undergraduates eligible to enroll for the next term enroll on URSA during two randomly assigned appointments, which fall within pass periods that are prioritized as follows:

1. Students in priority groups
2. Seniors with 160 or more units
3. New and reentering students eligible for advance payment and/or enrollment
4. Seniors with less than 160 units
5. Juniors with less than 135 units
6. Sophomores with less than 90 units
7. Freshmen with less than 45 units

Priority enrollment groups include students in academic difficulty, Regents and Alumni Scholars, recruited scholarship recipients, Letters and Science Honors Programs participants, athletes in NCAA sports, and students served by the Office for Students with Disabilities. Sections are carefully monitored during each priority group pass to ensure that any one group does not exceed 30 percent and that all groups do not exceed 50 percent of a section's spaces, in accordance with recommendations of a task force appointed by the Committee on Educational Policy.

URSA does not allow students to enroll before their specified time and informs them of their correct appointment day and time.

Changes in the appointment sequence are made only to correct an appointment based on an incorrect class level. To request an appointment change, go to 1113 Murphy Hall with a photo I.D. prior to the assigned appointment.

Priority Pass. Students in a priority group who do not enroll during their priority pass appointment period must wait until their first pass appointment to enroll.

First Pass. During their first pass, students may only enroll in 10 units. This gives all undergraduates a better chance to obtain at least two courses needed toward graduation. Students who do not process their enrollment during the assigned first pass must wait until their second pass appointment to enroll.

Second Pass. During their second pass, students can add courses up to the maximum units allowed by their College or school. They can enroll from the beginning of the specified appointment day and time through midnight on Friday of the second week of classes when wait lists are eliminated and Study Lists of enrolled courses become official. Students should be enrolled in courses with unit credit by that date to avoid paying the \$50 late Study List filing fee and obtaining instructor signatures and College/school approval on Enrollment Petitions (for more details, see Official Study Lists below).

After second pass appointments begin, undergraduates may

1. Use PTE # (see the Enrollment in Restricted Classes section below) to enroll through URSA or submit approved PTE forms for restricted or closed classes
2. Submit approved petitions for special studies 199 courses
3. Request enrollment in Passed/Not Passed (P/NP) courses over the eligible limit of units (URSA informs students if this applies)
4. Submit approval for an **excess unit** Study List (more than 19 units for Letters and Science; more than 18 for Engineering; more than 17 for Arts and Architecture/Theater, Film, and Television)

In-Person Enrollment

Any enrollment transactions that students cannot complete through URSA may be processed at 1113 Murphy Hall.

1. At any time
 - a. **Graduate students** may submit approved Permission to Enroll forms for restricted or closed classes
 - b. **Undergraduates** may submit approved major change forms that may affect enrollment in courses restricted to particular majors
 - c. **School of the Arts and Architecture students** may have their enrollment processed at 1100 Dickson Art Center
2. After second pass appointments begin, undergraduates may complete any of the four enrollment processes above in person

Wait Lists

Wait lists are maintained through Friday of the second week of classes unless a department deletes them earlier. This may happen on the first day of classes for some sections, especially laboratories. Check the notes under the course listing in the *Schedule of Classes*. Students should not assume they will be added to a class or dropped from a class (if, for example, they are number one or number 100 on the wait list). Students must drop themselves before the official Study List deadline if they do not want the class.

A wait-list position within 10 percent of enrollment capacity (for example, number five for a class of 50), indicates a good chance of being enrolled. Many students drop classes after the first meeting, at which point other students may enroll in the class or advance on the wait list. Sometimes departments increase the enrollment capacity of the class, which automatically enrolls additional students from the wait list. Check URSA before Friday of the second week of classes to determine wait-list status.

Students may move backward on wait lists if a class is overenrolled through the use of PTE #s or PTE forms. For example, a student who is first on the wait list for a course that has an enrollment capacity of 100 and is not overenrolled may move from position 101/100 to 105/100 if four students with PTE #s enroll. The student cannot be enrolled until five people drop the course and the enrolled number is less than the enrollment capacity.

Enrollment in 199 Courses

To enroll in Special Studies 199 courses

1. Obtain a Petition for Enrollment in Special Studies 199 Course form from the department
2. Fill out the petition and obtain the signatures of the instructor and the instructor's department chair

After the petition is approved, students must check with the department of the course they are enrolling in, or with their College or school, to confirm which of the following options they can use to complete enrollment in the course:

1. Through URSA using the PTE number provided by the department
2. Through the department by leaving the form for processing
3. Through the Registrar's Office by taking the form to 1113 Murphy Hall
4. Through the appropriate school by taking the form to
 - a. 1100 Dickson Art Center for the School of the Arts and Architecture
 - b. 6426 Boelter Hall for the Henry Samueli School of Engineering and Applied Science
 - c. 103 East Melnitz Building for the School of Theater, Film, and Television

Once a petition is processed, the yellow portion serves as a receipt.

Enrollment in Restricted Classes

Students may enroll in a restricted class if they get a five-digit PTE # through URSA or an approved PTE form. A PTE # or approved form is issued at the discretion of the instructor or department offering the class. When used with the nine-digit course I.D., they guarantee enrollment through URSA or in person. Inquire at the respective departmental office regarding any internal department procedures for receiving a PTE # or approved form.

PTE #s or approved PTE forms may be issued in the following cases:

1. The department/instructor offering the class may authorize **selective enrollment** if the enrollment capacity is filled. This is at the instructor's discretion and may only be approved based on criteria established by the instructor and/or department.
2. As an exception to published **restrictions** (consent of instructor, department consent, specified majors, class levels — freshmen only, juniors or above) in the *Schedule of Classes*.
3. **Closed classes** (enrollment capacity reached). When the enrollment capacity is reached, students may choose to be on a wait list. They are moved into the class as enrolled people drop out or if the department increases the enrollment capacity.

If the instructor/department assigns a PTE #, use the nine-digit course I.D. to enroll in the class through URSA.

Once students receive an approved PTE form, they should

1. List **one class per form** and include term, their name and student I.D. number, nine-digit course I.D. number, department and catalog number, section number, units (if variable), and grading basis. Authorized approval signature is monitored by the Registrar's Office staff before processing. Approval is nontransferable,

and alteration of a form, misrepresentation, or forgery is cause for disciplinary action by the Dean of Students.

2. Submit the white portion of the form for processing at 1113 Murphy Hall; the department/instructor issuing the approved form keeps the yellow copy.
3. Keep the white portion of the processed form as their receipt, along with a printout of their Study List.

Enforced Requisites

Undergraduate students are prevented from enrolling in lower division Letters and Science courses with enforced requisites (as listed in the *UCLA General Catalog* or the online *Schedule of Classes*) if those requisites have not been met. Some courses with requisites may be in warning status, which allows enrollment but informs students that the course requisite has not been met. In "Class Listings," courses with enforced requisites are notated with a Y in the ENF REQ column, located after the course title.

Students with transfer or AP credit that was not evaluated as equivalent to a specific requisite should consult the department offering the course for review of the transfer or AP credit as shown on their DPR. Decisions by the department concerning meeting required requisites are final.

Impacted Courses: Letters and Science Students

The College of Letters and Science designates certain lower division courses as "impacted," which refers to Letters and Science courses that

1. Meet once a week and are difficult to complete if a student has not attended by the end of the second week of classes,
2. Have high enrollment demand that deny qualified students enrollment because of limited resources,
3. Have high instructor/student ratios, and/or
4. Involve large commitments of other resources.

Each impacted course is clearly indicated in "Class Listings" by a Y in the IM (Impacted) column and an accompanying note.

Students cannot drop an impacted course after the second week of a term for other than exceptionally extenuating circumstances as described in Drop Procedures below.

Official Study Lists

A Study List is a record of all courses students enroll in for a term. A registered student's Study List of enrolled courses becomes official at midnight on Friday of the second week of classes. Each student is responsible for all courses and grading basis, as listed on URSA, and cannot receive credit for courses not listed. Errors or omissions should be corrected before the student's academic dean's deadline for changes by petition.

Undergraduate Changes to Official Study List

After Friday of the second week, when the Study List becomes official, undergraduate students are charged a fee to (1) add courses (a PTE # is required if the class is closed or restricted) through Friday of the third week, (2) drop courses or change variable units through Friday of the fourth week, and (3) change the grading basis of courses through Friday of the sixth week (see the chart later in this section). A student's BAR account is charged the appropriate fee for each change. For all other changes — including registering late, filing a late Study List, adding a course after the third week, dropping a course or changing variable units after the fourth week, changing grading basis

after the sixth week, and so on — students must file an Enrollment Petition by the published deadline (see “Calendar”). See Enrollment Petitions below for details.

Student athletes must check with their Letters and Science counselor before attempting any drop after fourth week.

Graduate Student Changes to Official Study List

Graduate students can use URSA to add, drop, or change grading basis or variable-unit courses with a fee through the end of the last day of instruction. To add a course that is closed or restricted, students must input a valid PTE #. Their BAR account will be charged the appropriate fee per transaction.

Enrollment Petitions

Required approvals, which vary by college/school/division, are outlined on the Enrollment Petition form. No petition is accepted for processing enrollment without all required approval signatures. Such approvals must be CURRENT (an approval dated prior to a published deadline is not acceptable two weeks after the deadline). Enrollment Petitions may be purchased at UCLA Stores. See the petition for processing locations.

Undergraduates: Required for (1) adds with instructor’s signature, (2) late Study Lists, (3) late adds/drops/credit changes, (4) late drop of impacted courses, and (5) retroactive changes. Items 3 through 5 require a separate petition process with the school/College. An enrollment petition is only given to the student if the request is granted. Enrollment petitions are also required for Nursing students seeking to add, drop, or change variable units after Friday of second week.

Graduate Students: Required for late registration and late Study Lists. Departmental signatures are required for late registration but not for late Study Lists. Retroactive petitions require signatures of the department and instructor(s) as well as a supportive memorandum from the department. These are submitted to the Graduate Division, 1255 Murphy Hall, for consideration.

Do not use an enrollment petition when URSA enrollment processing is available.

Changes requested after published deadlines (see “Calendar”) are considered only under extraordinary circumstances by the College/school, and supportive information may be required prior to approval.

Drop Procedures

Dropping a course may reduce a Study List below minimums required for full-time status, financial aid, the minimum progress requirement, and eligibility for residence halls and other services that require a specific enrollment status. The drop forms remind students about these requirements and consequences that may be triggered if the particular petition is processed. However, it is each student’s responsibility to satisfy these other requirements.

Dropping Nonimpacted Courses

Nonimpacted courses constitute the vast majority of courses and may be dropped on or before Friday of second week through URSA with no fee or transcript notation. These courses may be dropped during third and fourth week on URSA with no transcript notation and a \$3 per course fee. Drops after Friday of fourth week may be made by obtaining a Late Drop of Nonimpacted Course form from Letters and Science Counseling Services.

Dropping Impacted Courses: Letters and Science Students

Impacted courses may be dropped after the second-week deadline only under extraordinary circumstances. Each impacted course is indicated by a “Y” under the IM (Impacted) column in the class listings in the *Schedule of Classes*.

Students have only two weeks to drop an impacted course without a notation on their transcript. After the end of second week, students who need to request a drop of an impacted course should first consult their instructor for advice on other options.

If dropping is advised due to exceptional or extreme circumstances (such as severe illness), pick up the Dropping an Impacted Course form from your College Counseling unit (honors students at Honors Programs, A311 Murphy Hall; AAP students at AAP Counseling, 1209 Campbell Hall; athletes at the Morgan Center; all other Letters and Science students at Letters and Science Counseling Services, A316 Murphy Hall). Students must explain their situation on the form and obtain a signature from the instructor. Impacted course drop requests are considered by a faculty subcommittee of the Letters and Science Faculty Executive Committee. If approved, the dropped course appears on the student’s transcript with a notation indicating the date and week of the term in which the drop was filed with the College.

Transcript Notation for Late Drops

Drops of nonimpacted courses processed after Friday of the fourth week are recorded on the permanent undergraduate transcript. The entry records the week the course was dropped using the following format:

| | | | | |
|-----------------------|-------|------|-----|----|
| COGNITIVE PSYCH | PSYCH | 120A | 4.0 | B+ |
| SHAKESPEARE | ENGL | 90 | 4.0 | |
| COURSE DROPPED WEEK 8 | | | | |

Late Study Lists

Any registered student who is not officially enrolled in courses for credit as of Friday of the second week of instruction must file a **late Study List**. Use an Enrollment Petition for this process.

There is a \$50 late fee, which is charged in addition to the late payment fee, for filing a Study List after Friday of the second week of instruction as described under Late Payment in “Billing.”

1. Obtain the appropriate form (undergraduate students from academic dean; graduate students from department adviser) and complete as instructed.
2. File the approved form at the processing locations noted on the Enrollment Petition form. You are given a receipt of the approved/processed Study List and are responsible for all courses and grading basis as recorded. Your BAR account is charged the \$50 late fee.

Incomplete Grade Procedure

Students who receive an Incomplete grade in a course and who plan to complete the requirements to remove it should not reenroll in the course. Have the department send a UCLA Report of Academic Revision to the instructor. Once the grade is received by the Registrar’s Office, a confirmation is issued to the department and/or instructor and a \$5 fee is then charged to the student’s BAR account. Fees are subject to change at any time.

The petition and grade assigned must be on file in the Registrar’s Office by the end of the student’s next registered term to prevent the I grade from lapsing to an F, NP, or U. The UCLA Report of Academic Revision can also be used to remove Incompletes that have lapsed.

Confirm that a grade has been received through URSA and check which term the I grade was removed. If the grade is not recorded, students should check that the instructor forwarded the form with final grade and proper date of completion to the Registrar’s Office.

Study List Changes via URSA

Fees for URSA adds/drops/changes are automatically charged to a student's BAR account on a per transaction basis of \$3. Anything submitted or requested as an exception to a published deadline is subject to a **penalty fee of \$10**. See "Calendar" for deadlines.

| | Undergraduate Students | | Graduate Students | |
|------------------------------|------------------------|------------------------------------|-------------------|-------------------------|
| | No Fee | Fee | No Fee | Fee |
| Add a Course | Weeks 1-2 | Week 3 ^a (with PTE#) | Weeks 1-2 | Weeks 3-10 ^b |
| Drop a Course | Weeks 1-2 | Weeks 3-4 ^c | Weeks 1-2 | Weeks 3-10 |
| Change Grading Basis | Weeks 1-2 | Weeks 3-6 | Weeks 1-2 | Weeks 3-10 |
| Change Variable Units | Weeks 1-2 | Weeks 3-4 | Weeks 1-2 | Weeks 3-10 |

- a. Undergraduate students adding courses during third week are assessed a \$3 per course fee. For courses added after the official add deadline of Friday of third week, undergraduates are assessed a fee of \$3 per course plus a penalty fee of \$10 per course.
- b. Graduate students adding courses during third week are assessed a \$3 per course fee. The official graduate add deadline is Friday of third week. For courses added after this date, graduates are assessed a fee of \$3 per course plus a penalty fee of \$10 per course and the enrollments are not counted toward departmental budget allocations.
- c. Letters and Science students may not drop impacted courses through URSA after Friday of second week. Students in the schools of Arts and Architecture, Theater, Film, and Television, Nursing, and Engineering and Applied Science need approval from their school for any drop after the fourth week.

Spring 2002 URSA Enrollment Appointments

Based on class level, enrollment appointments are assigned within the times and dates shown below. Find exact enrollment appointment times through URSA at (310) 208-0425 or <http://www.ursa.ucla.edu/>. Current-term degree candidates must redeclare candidacy for a later term to receive enrollment appointment time.

| | First Appointment | Time | Last Appointment | Time |
|--|-------------------|------------|------------------|------------|
| Priority Pass | | | | |
| All priority students | February 20, 2002 | 6:00 a.m. | February 21 | 11:00 p.m. |
| Priority pass ends February 24, 2002, at 11:59 p.m. | | | | |
| First Pass | | | | |
| Graduating seniors (160+ units) | February 25 | 6:00 a.m. | February 25 | 3:30 p.m. |
| New students | February 25 | 4:00 p.m. | February 25 | 5:00 p.m. |
| Reentering students | February 25 | 5:30 p.m. | February 25 | 6:00 p.m. |
| Seniors (135-159.9 units) | February 25 | 6:30 p.m. | February 25 | 9:00 a.m. |
| Juniors (90-134.9 units) | February 27 | 9:30 a.m. | February 28 | 7:30 p.m. |
| Sophomores (45-89.9 units) | February 28 | 8:00 p.m. | March 2 | 8:30 a.m. |
| Continuing freshmen (0-44.9 units) | March 2 | 9:00 a.m. | March 3 | 11:00 p.m. |
| First pass ends March 5, 2002, at 11:59 p.m. | | | | |
| Second Pass | | | | |
| Graduating seniors | March 6 | 6:00 a.m. | March 6 | 3:30 p.m. |
| New students | March 6 | 4:00 p.m. | March 6 | 5:00 p.m. |
| Reentering students | March 6 | 5:30 p.m. | March 6 | 6:00 p.m. |
| Seniors | March 6 | 6:30 p.m. | March 8 | 9:00 a.m. |
| Juniors | March 8 | 9:30 a.m. | March 9 | 7:30 p.m. |
| Sophomores | March 9 | 8:00 p.m. | March 11 | 9:30 p.m. |
| Continuing freshmen | March 11 | 10:00 p.m. | March 12 | 11:00 p.m. |
| Second pass ends April 12, 2002, at 11:59 p.m. | | | | |
| Graduate Pass | | | | |
| Joint students | February 25 | 8:00 a.m. | February 25 | 8:00 a.m. |
| Other graduate students | February 25 | 6:30 a.m. | March 2 | 11:00 p.m. |
| Graduate pass ends April 12, 2002, at 11:59 p.m. | | | | |

Student Responsibility

A registered student's Study List of enrolled courses becomes official at midnight on Friday of the second week of classes. Students are responsible for all courses and grading basis, as listed on URSA, and cannot receive credit for courses not listed. **In planning courses for a term, students are responsible for avoiding class conflicts and avoiding conflicting or multiple same-day final examinations.** See Final Examination Policies in the Class Listings section.

URSA

University Records System Access (URSA) gives UCLA students, and those who have been students within the past 10 years, real-time access to their University academic records.

URSA operates Sunday night from 6 p.m. through Tuesday at 1 a.m. and Tuesday through Saturday from 6 a.m. to 1 a.m., including holidays.

URSA is accessed two ways:

1. By logging onto **URSA OnLine** at <http://www.ursa.ucla.edu/>
2. By calling **URSA Telephone** at (310) 208-0425

Security features insure that only you have access to your information. Access is based on students' nine-digit UCLA student I.D. and a four-digit security code that is assigned to them when they are admitted.

The first time students access URSA, they are asked to change their assigned security code (personal identification number or PIN) to a four-digit number of their own choosing. At any time, they may change this PIN through URSA OnLine.

Do not give your security code to anyone. If you tamper with another student's enrollment or personal data, you are subject to disciplinary action, up to and including suspension.

If the privacy of your security code has been compromised, or if you misplace your code, go to 1113 Murphy Hall with your BruinCard. Your security code is not given over the telephone unless an authorization to release your security code is on file in the Registrar's Office.

URSA OnLine <http://www.ursa.ucla.edu/>

For most students, URSA OnLine provides the easiest way to enroll in classes and to gain real-time access to academic, financial, and personal records. The site is designed with an intuitive visual interface that walks you through the different steps of the procedure you are trying to accomplish, whether it be to check your BAR account, change address information, view your Study List, or see your term grades.

URSA 2002 to Launch

URSA 2002 has exciting new features that let you access your records with more flexibility. URSA 2002 can handle more users at once and has many other updates and improvements. Right away you'll notice...

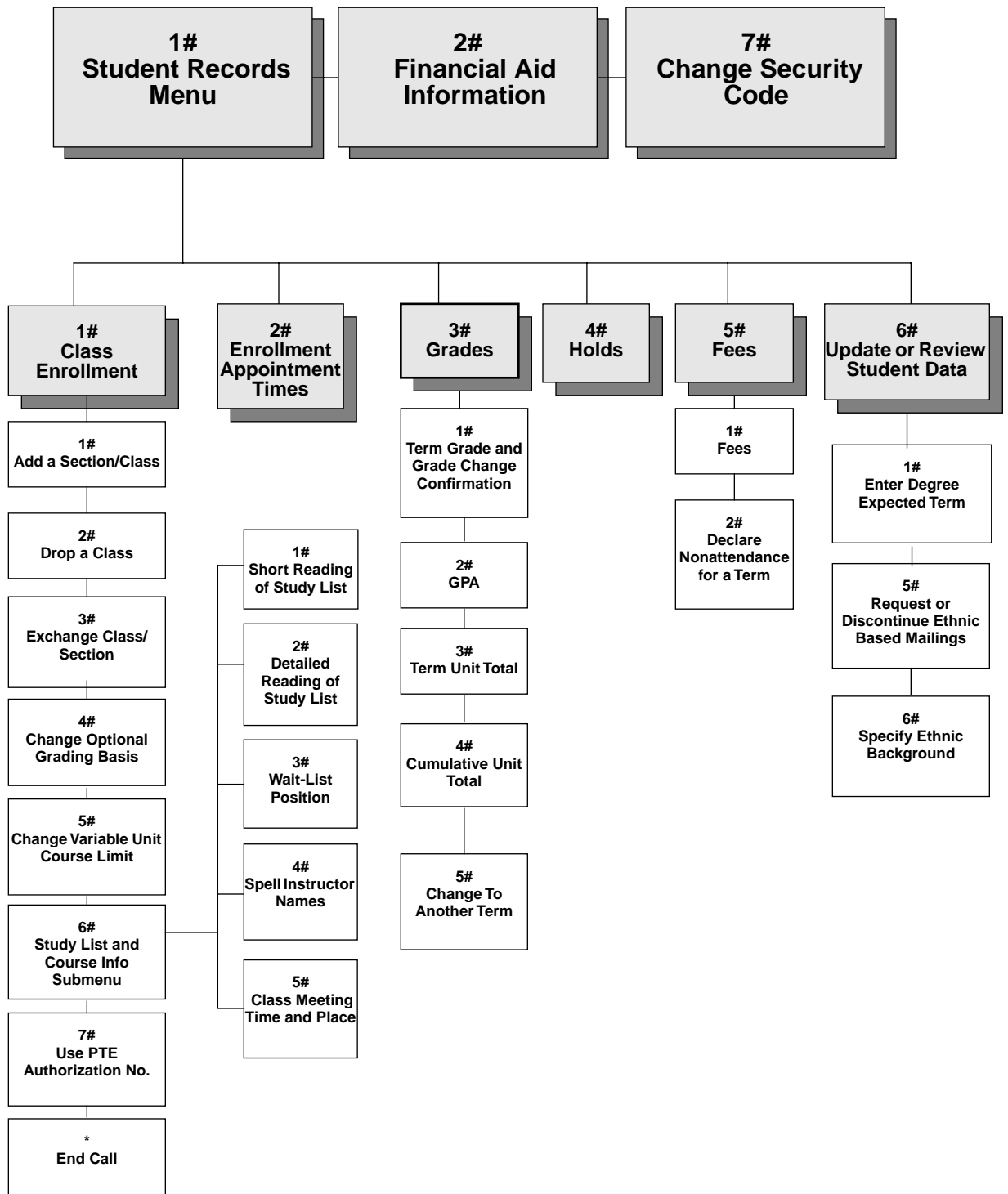
- Single log-on screen
- Find a Class and Enroll section
- 30-minute sessions
- Study List calendar grid
- Course website link
- Six-month BAR history by month

And you'll find so much more in the new, improved URSA 2002. Log on to URSA 2002 at <http://www.ursa.ucla.edu/>.

URSA Telephone (310) 208-0425

With a touchtone phone, use URSA Telephone to access student records. When the system requests that you enter information, you are given approximately 10 seconds to make an entry and three attempts to make a correct entry, after which you are disconnected. You can enter information before the instructions are over if you are familiar with the URSA Telephone system and all the messages.

A time limit is announced at the beginning of each call. If you exceed the limit, you are disconnected. If you are in the middle of processing a transaction when your time is up, the system allows you to complete it before disconnecting you. A quick reference to the processes students may complete with URSA Telephone, and to the touchtone commands for transactions, are shown below.



UCLA Online

Bruin OnLine

Bruin OnLine (BOL) is a collection of software and services that provide UCLA students, faculty, and staff with access to e-mail, campus network services, and the Internet. Services include dialup access using PPP at speeds up to 56 kbps and access to the campus network through ethernet ports.

Use BOL to

1. Check class availability in the online *Schedule of Classes*
2. Enroll via URSA OnLine or access student records, including Study List, and undergraduate Degree Progress Report
3. Access class webpages and discussion groups
4. Search the UCLA Library or online databases via ORION2
5. Review the Calendar of Events for cultural and sporting events
6. Check the online *UCLA Campus and CHS Directory* for telephone numbers and e-mail addresses of faculty, students, and staff
7. Create personal webpages or join discussions on UseNet newsgroups
8. Read wire service news from ClariNet on the UCLA news server
9. Authenticate to use the BOL Proxy Server, which allows access to UCLA-restricted resources from non-UCLA Internet Service Providers

Accessing Bruin OnLine Services

The main places to connect to Bruin OnLine from campus are at

1. Campus computing laboratories, such as the CLICC laboratory, Center for Digital Humanities, or Social Sciences Computing laboratories, which post instructions for BOL access; consult your department or campus laboratory staff for further instructions
2. Campus residence hall rooms where, in order to access BOL, students must purchase a network card from the Student Technology Center in Delta Terrace (310-825-3400). BOL software and related instructions are included with the card.

The two ways to access BOL from off campus are

1. By downloading software from <http://www.bol.ucla.edu/>. Once the software is installed and configured, users pay all telephone charges to access the BOL modem pool (310 area code). Setup and configuration instructions are available at 4302 Math Sciences and at <http://www.bol.ucla.edu/>.
2. By purchasing BOL Gold, a fee-based remote-access service offered in partnership with EarthLink Sprint. BOL Gold provides all the features of BOL, plus access to EarthLink services, including nationwide local dial-up numbers, high-speed modem options (v.90), DSL, and additional mail and webpage space at a discounted price. See <http://www.bol.ucla.edu/services/bolgold/>.

System Requirements

To use BOL from home or a campus residence hall, your computer must meet the minimum configurations below. Departments may have additional recommendations for graduate student computers.

Macintosh or compatible:

1. 32 MB RAM (64 MB strongly recommended)
2. Power PC processor
3. CD-ROM drive
4. Hard disk drive with 20 MB free disk space
5. 15" color monitor strongly recommended (256 colors or more)

6. Minimum 14.4 kbps modem, maximum 56 kbps (must support true V.90 for 56 kbps speeds); external modem requires hardware handshaking cable: modem NOT required in campus residence halls
7. Network card for campus residence hall connections
8. Mac OS 7.5 (preferably 7.5.3) or higher

Windows PC:

1. Pentium processor or equivalent
2. 32 MB RAM (64 MB strongly recommended)
3. CD-ROM drive
4. Hard disk drive with 20 MB free disk space
5. 15" color monitor strongly recommended (256 colors or more)
6. Modem — minimum 14.4 kbps, maximum 56 kbps (must support true V.90); external modem requires hardware handshaking cable; modem NOT required in campus residence halls
7. Network card for campus residence hall connections
8. Windows 95/98/ME/2000/XP or Windows NT 4.0 workstation with Service Pack 6 installed

Getting Started

To use BOL, you need a BOL I.D., password, and a computer that connects to UCLA's network. You can access BOL from many locations throughout campus or from home. If you are new to BOL, you can learn its features through classes and online tutorials. Personalized assistance is also available from the BOL Help Desk.

For instructions on creating BOL accounts, see the Accounts section at <http://www.bol.ucla.edu/>.

Access for Persons with Disabilities

The Academic Technology Service's (ATS) Disabilities and Computing Program (DCP) has specifically adapted configurations of BOL software. Contact (310) 206-7133 for more information or see "Student Services."

For more information on Bruin OnLine, contact the BOL Help Desk at (310) 825-7452, e-mail: consult@ucla.edu, drop by 4302 Math Sciences, or see <http://www.bol.ucla.edu/>.

Campus Computer Laboratories

Student computer laboratories are supported through Academic Technology Services (ATS) and the College Library Instructional Computing Commons (CLICC), a collaborative effort between ATS, Center for Digital Humanities, Social Sciences Computing, Office of Instructional Development, and College Library. Some 15 computer laboratories are available throughout campus, each with computers, peripherals, software, and services that cater to specific areas of study.

Access to the laboratories varies; departmental laboratories may require enrollment in either the major or a class. General purpose laboratories merely require a Bruin OnLine I.D. (BOLid), which is available free of charge to UCLA students, faculty, and staff. Kiosks to set up an I.D. are available at several laboratory locations.

For a map of the locations, hours, and general information, see <http://www.computerlabs.ucla.edu/>.

UCLA Homepage

The UCLA homepage (<http://www.ucla.edu/>) offers access to information on campus teaching, research, and service. Its main menu links to sites for admissions, health sciences, resources, the library and the arts, athletics, continuing education, alumni, the UCLA store, and MyUCLA. In addition, the student menu on the homepage connects to URSA, student services, computing laboratories, and campus news. A search feature allows for easy browsing through the thousands of webpages that comprise the UCLA site, including those for departments, programs, and services.

MyUCLA

MyUCLA at <http://my.ucla.edu/> provides a portal to individual student information. Students can personalize the site by entering either their Bruin OnLine I.D. and password or their University I.D. and the same four-digit passcode used to access URSA. Features of MyUCLA include

1. WebMail to access e-mail, including support for Bruin OnLine, Earthlink, HUMNet, SSCNet, and other popular mail systems. Users can also establish a personal address book
2. A personalized Study List showing classes and class information for current and previous quarters, including grades and links to course websites
3. A notifications section for important announcements
4. A subscriptions section where students access online information from newspapers, journals, or magazines or from University departments, clubs, and organizations
5. Links to UCLA online resources, including URSA, the *Schedule of Classes*, and *UCLA General Catalog*, and much more
6. A personal calendar that includes academic deadlines, subscription calendars, class specific deadlines, and personal entries
7. Scoped InfoSeek searches
8. General academic information.

Letters and Science students obtain additional services, including the ability to view their counseling appointments, check the status of petitions, and track their honors progress.

Instructional Enhancement

The Instructional Enhancement Initiative, which was launched by the College of Letters and Science, is designed to

1. Provide all Letters and Science undergraduate courses, except independent studies and other similar courses, with an individual course website for faculty, teaching assistants, and enrolled students. The sites facilitate the distribution of supplementary course materials, lecture notes, homework assignments, research links, and electronic communication, including virtual office hours and class bulletin boards for interactive question and answer sessions. Instructors decide which of these online capabilities are best suited to their course websites.
2. Provide enhanced computer laboratories with expanded hours of access for student use

Students enrolled in most Letters and Science courses are assessed a course materials fee — the Instructional Enhancement Fee. For the 2001-02 fee amounts, see <http://www.registrar.ucla.edu/fees>. Fee assessment through the BAR billing statement is based on actual enrollment at the end of the fourth week of the quarter.

Newsgroups

UCLA has many newsgroups that can only be accessed from campus accounts. Bruin OnLine has its own newsgroups, for example, that post announcements about its service and where students can ask

questions about computer software and hardware (ucla.bol.announce, ucla.bol.general, and ucla.bol.webpages). Other newsgroups help with platform questions (ucla.pc and ucla.mac), while still others post announcements and offer forums (for example, ucla.general, ucla.announce, ucla.rumor, and ucla.forsale). Some classes have their own newsgroups as well (see ucla.classes.* hierarchy).

UCLA also subscribes to the ClariNet newsgroups (clari.*) that provide news from sources such as Associated Press (AP) and Agence France Presse (AFP).

UCLA Library Electronic Resources

Locate and identify materials through the library's web-based online information systems (see below), which can be accessed from the library website at <http://www.library.ucla.edu/>. Reference librarians are available in all library units to answer questions about using online systems, as well as to provide assistance with reference and research topics.

ORION2 contains records for all UCLA Library holdings and other campus collections, including the Archive Research and Study Center of the Film and Television Archive, Chicano Studies Research Center Library, Ethnomusicology Archive, Institute for Social Science Research Data Archives Library, and Instructional Media Library. ORION2 also provides library item location and circulation status, and users can request ORION Express services and SRLF items online.

The **California Digital Library**, a tenth library for the entire University of California system, provides access to the Melvyl Catalog, the California Periodicals Database, numerous abstracting and indexing databases, and gateways to other systems. The Melvyl Catalog, which is also available via telnet (<http://www.melvyl.ucop.edu/>), contains information on library holdings at all nine UC campuses.

While continuing to develop and manage collections of traditional printed materials, the UCLA Library also makes a number of digital resources available for campus use through the library site. These include electronic reserves and many electronic journals, texts, reference resources, periodical indexes, and abstracts.

Student Services

Student Services support the teaching, research, and public service functions of the University while they promote the academic success of UCLA students and enhance the quality of campus life.

Registrar's Office Services

In addition to enrollment services, the Registrar's Office helps students determine residence status, change names on official records, and obtain transcripts and degrees.

Establishing Residence for Tuition Purposes

Specific criteria for establishing residence for tuition purposes is included in the Appendix of the current *UCLA General Catalog* and in the Registrar's Office Frequently Asked Questions at <http://www.registrar.ucla.edu/>. Direct inquiries about residence requirements to the Residence Deputy, 1113 Murphy Hall, (310) 825-3447. No other University personnel are authorized to supply information about residence requirements for tuition purposes.

Petition for Resident Classification is obtained and filed at 1113 Murphy Hall prior to the late registration period for the term in which you are eligible for classification from nonresident to resident status. Documentation of residence will be requested at that time.

Name Change

To change their names on official University records, or to identify capitalization, punctuation, or accent marks (for their diploma) that computer files do not accommodate, students must obtain and file (no fee) the UCLA Correction or Change of Name form at Enrollment and Degree Services, 1113 Murphy Hall. Forms are available in the Murphy Hall North Lobby and at <http://www.registrar.ucla.edu/forms>. A new BruinCard must be obtained at 123 Kerckhoff Hall for a \$20 replacement fee.

Official Transcripts

Two versions of official UCLA student records are available from Academic Record Services, 1134 Murphy Hall. These are the academic transcript and the verification transcript. Each is designed to meet specific needs.

Academic Record Services provides transcripts for regular and Summer Sessions. For UCLA Extension courses, order from UCLA Extension, P.O. Box 24901, Los Angeles, CA 90024.

Official UCLA transcripts are printed on security paper to safeguard against unauthorized duplication, alteration, and misrepresentation. The security paper is blue with a faint background design and a border with the words "University of California, Los Angeles." The reverse of the document includes the transcript legend and authentication details.

Academic Transcript

The academic transcript is a student's complete academic record, including a listing of courses taken, transfer credit, units, grades, grade-point average (GPA), earned UCLA degrees, and in-progress term information, which includes a list of the courses that student enrolled in during the term the document was requested, and other in-progress information such as a change in major or the removal of an I grade.

Grades for completed terms are processed immediately following the conclusion of final examinations. Complete academic transcripts are available approximately 30 working days after the last day of the term. For graduating students, academic transcripts with the graduation date included are available approximately seven weeks after the end of the term. If you require earlier proof of graduation, contact your degree auditor in 1113 Murphy Hall. A fee may be charged for this service.

The minimum period required for processing and issuing academic transcripts for both registered and former students is three working days. Expedited service — processing within 24 hours — is available for an additional \$10 charge per addressee.

Verification Transcript

The verification transcript certifies registration (fee payment), enrollment status, degrees, and "good student" standing for auto insurance. Verification transcripts confirm student status only after registration fees have been paid for the term. Verification of student workload is based on actual enrolled units and does not consider wait-listed units or list courses for a term.

Verification of degree can be issued after your degree has been posted to your student record approximately seven weeks after the term ends. If you require verification before your degree is posted, contact your degree auditor in 1113 Murphy Hall.

The fee for a verification transcript is waived if requested for loan or student aid verifications (proof of request required). Most enrollment verifications for loans and creditors, however, are processed for the University by the National Student Loan Clearinghouse. Approved by the U.S. Department of Education, the clearinghouse is a national organization that facilitates and expedites student enrollment verifications for creditors and other student service-related agencies. The clearinghouse abides by all provisions of the Family Educational Rights and Privacy Act (FERPA).

Ordering Transcripts

Academic and verification transcripts can be ordered by sending a request to the Registrar's Office, Attn: [Academic or Verification] Transcripts, 1105 Murphy Hall, UCLA, Box 951429, Los Angeles, CA 90095-1429.

Requests should include

1. The name under which you were registered at UCLA
2. Your dates of attendance
3. Your date of birth
4. Your social security number and/or your student I.D.
5. Your complete address and telephone number
6. The number of copies you need
7. Detailed mailing instructions including any special handling
8. Your full signature

Transcript request forms containing this information are available in the Murphy Hall North Lobby or at <http://www.registrar.ucla.edu/forms>.

Transcripts can also be ordered by faxing a request to (310) 825-6235.

More information on ordering transcripts is available by calling (310) 825-3801 or by contacting transcripts@registrar.ucla.edu.

Fees and Payment

Transcripts are regularly \$5 per copy. Current students' transcript fees are billed to their BAR account. Former students may be billed or may submit a check or money order payable to Regents-UC. Billing statements are issued at the end of the month by Student Accounting; payments are processed by the Administrative Main Cashier Office.

In some cases, additional fees may apply. Forms that must be completed by the Registrar's Office are charged a special handling fee of \$15 per form. Forms that require official signatures on envelopes are charged \$15 per addressee. Expedited service — processing within 24 hours — is available for an additional \$10 per addressee. Express Mail or Federal Express services are also available; consult Academic Record Services for special mailing fees.

Transcripts can be faxed with payment of an additional fee of \$5 for domestic and \$10 for international faxes. Transcripts that are faxed are generally not considered official, and confidentiality can not be guaranteed.

Transcript requests are not processed for anyone with outstanding obligations to the University. Fees are subject to change at any time.

Other Student Services

Programs and services are geared to supporting the mental, social, and physical development needs of students in a healthy, safe, and intellectually challenging environment.

Ashe Student Health and Wellness Center

The Arthur Ashe Student Health and Wellness Center (Student Health Service; <http://www.studenthealth.ucla.edu/>), 221 Westwood Plaza, is an outpatient clinic for UCLA students. Most services are prepaid by registration fees, and students may be seen by appointment or on a walk-in basis. Core (prepaid) services include visits, most procedures, X rays, and some laboratory procedures. Noncore (fee) services, such as pharmaceuticals, injections, orthopedic devices, and some laboratory procedures, are less costly than elsewhere. If students withdraw during a school term, all Ashe Center services continue to be available on a fee basis for the remainder of that term, effective from the date of withdrawal.

The cost of services received outside the Ashe Center is each student's financial responsibility. Students are strongly encouraged to purchase supplemental medical insurance either through the UCLA-sponsored Student Health Insurance Plan (see "Registration") or other plans that provide adequate coverage.

Office hours during the academic year are weekdays 8 a.m. to 6:30 p.m. except Tuesday, when service begins at 9 a.m. Patients without appointments and patients with orthopedic or surgery appointments are seen on the first floor; Women's and Men's Clinics and internal medicine appointments are on the second floor; all other patients with appointments (including immunizations) are seen on the third floor. Physical therapy and the insurance office are on the fourth floor. For emergency care when the Ashe Center is closed, students may obtain treatment at the UCLA Medical Center Emergency Room or UCLA Family Practice on a fee-for-service basis.

Center for Student Programming

The Center for Student Programming (CSP), 105 Kerckhoff Hall, helps students start a club or join an existing one and serves as the official registry for all campus organizations. Staff members advise activities ranging from the Spirit Squad and greek life to campus retention and student outreach. CSP assists students with program and leadership development and fund-raising, interprets and enforces University rules and regulations, and administers bulletin boards on campus. See <http://www.studentactivities.ucla.edu/>.

Center for Women and Men

The Center for Women and Men, 2 Dodd Hall, offers services to all UCLA students, with special focus on gender-related issues and concerns and reentry/nontraditional student services.

In addition to individual counseling, the center presents workshops and support groups on a variety of topics, including assertiveness training, child care, career and leadership development, healthy relationships, mentorship for women in the sciences, men's issues, returning to school, single parenting, sexual violence prevention and education, and health and wellness. It also offers referrals for medical, legal, career planning, personal counseling, and other services both on and off campus. In addition, rape services consultants (RSCs) — individuals who provide information, support, and resources for members of the UCLA community who have been raped or sexually assaulted — can discuss options and alternatives, help identify and assist in contacting the most appropriate support services, and answer any questions that may arise. The center is also a designated

Sexual Harassment Information Center available to all UCLA students. See <http://www.thecenter.ucla.edu/>.

Cultural and Recreational Affairs

The Department of Cultural and Recreational Affairs, 2131 Wooden Center, coordinates recreational programming and supervises campus recreational activities and services. See <http://www.recreation.ucla.edu/>.

Dean of Students

The Office of the Dean of Students, 1206 Murphy Hall, assists students with whatever needs they might have. Direct services include general counseling; sending emergency messages to students; and assisting in understanding University policies and procedures, including grievance procedures regarding student records, discrimination, and student debts. See <http://www.deanofstudents.ucla.edu/>.

Housing Services

On-Campus Housing

Applications for on-campus housing require a \$30 nonrefundable application fee. Contact the UCLA Housing Assignment Office, 270 De Neve Drive, (310) 825-4271, for questions regarding the application process or see http://www.housing.ucla.edu/housing_site/index.htm.

Off-Campus Housing

The Community Housing Office, 350 De Neve Drive, (310) 825-4491, offers rental assistance for students, faculty, and staff interested in off-campus housing. The office, located in the east patio of Sproul Hall, lists and accepts ads for a variety of living alternatives from the private sector, including apartments, roommate situations, and rooms in private homes. See <http://www.cho.ucla.edu/>.

Lesbian, Gay, Bisexual, and Transgender Campus Resource Center

The Lesbian, Gay, Bisexual, and Transgender (LGBT) Campus Resource Center, 220 Kinsey Hall, provides education, information, and advocacy services for the UCLA community. The center offers support groups, educational workshops, and training seminars and maintains a library of books and periodicals. The staff provides confidential assistance and support to students, faculty, and staff who feel they have experienced harassment or discrimination or who wish to connect to the campus LGBT community. See <http://www.lgbt.ucla.edu/>.

Libraries

The UCLA Library, a campuswide network of libraries serving programs of study and research in many fields, is among the top 10 ranked research libraries in the U.S. The total collections number more than 7.5 million volumes, and more than 93,000 serial titles are received regularly.

Undergraduates are encouraged to use the College Library, which features collections and services in support of the undergraduate curriculum. The scholarly and research needs of undergraduate and graduate students and faculty are served by the Arts Library, Louise M. Darling Biomedical Library, Richard C. Rudolph East Asian Library, Hugh and Hazel Darling Law Library, Eugene and Maxine Rosenfeld Management Library, Music Library, Charles E. Young Research Library, and Science and Engineering Library. Lower-use materials for which there is not adequate shelving space on campus are located in the Southern Regional Library Facility (SRLF).

Locate and identify materials through the library's web-based online information systems, which include ORION2, California Digital Library, and electronic reserves. These systems can be accessed from the library website at <http://www.library.ucla.edu/>.

Office for Students with Disabilities

The Office for Students with Disabilities (OSD), A255 Murphy Hall, provides a wide range of academic support services to regularly enrolled students with documented permanent or temporary disabilities

in compliance with Section 504 of the Rehabilitation Act of 1973 and the Americans with Disabilities Act (ADA) of 1990. To receive services students must register with OSD. Free support services include readers, note takers, sign language interpreters, Learning Disabilities Program, special parking, registration assistance, fee deferments authorized by the California Department of Rehabilitation, on-campus transportation, campus orientation and accessibility, proctor and test-taking arrangements, tutorial referral, housing assistance, support groups, workshops, special materials, adaptive equipment, and referral to the Disabilities and Computing Program. Academic support services are determined for each student based on specific disability-based requirements. All contact and assistance are handled confidentially. See <http://www.saonet.ucla.edu/osd/>.

Disabilities and Computing Program

The Disabilities and Computing Program (DCP) provides adaptive technology and information access support and services for students, faculty, and staff with disabilities. Applications include voice input, Braille print, large print, screen-reading software, and learning disability software. Consulting and training for individuals and departments are available. The program also offers web accessibility evaluations and guidelines. The Disabilities and Computing Laboratory is open from 8 a.m. to 6 p.m. Monday through Thursday and 8 a.m. to 5 p.m. Friday in 4919 Math Sciences. For further information, call voice (310) 206-7133 or TTY (310) 206-5155 or visit <http://www.dcp.ucla.edu/>.

Office of Ombuds Services

The Office of Ombuds Services responds to issues and concerns from students, staff, faculty, and administrators. Acting impartially, ombudspersons may informally investigate unresolved conflicts or facilitate the resolution of problems for which there are no established guidelines and may also, where possible and when requested by the visitor, assist in resolving an issue through mediation (including sexual harassment cases). The Office of Ombuds Services is in 105 Strathmore Building. See <http://www.saonet.ucla.edu/ombuds/>.

Parking and Commuter Services

Commuter Assistance-Ridesharing

The Commuter Assistance-Ridesharing (CAR) Office informs students about transportation options. Many students form or join existing UCLA carpools or vanpools. More than 130 vanpools commute to UCLA from nearly 80 Southern California communities. Full- and part-time vanpool riding opportunities are available, while registered two- and three-person student carpools are given top priority to receive parking (see below).

These and other commuting options, including an extensive network of public transit, are described in the *UCLA Commuter Guide* at <http://www.transportation.ucla.edu/> or at Parking Services in the Strathmore Building at Strathmore Drive and Westwood Plaza weekdays from 7:45 a.m. to 5 p.m. For more information, call (310) 794-RIDE.

Parking Permits

Due to limited availability, parking at UCLA is offered to students who demonstrate the greatest need. Student parking permits are assigned through a point system that considers class standing, commute distance, previous attendance, employment, dependent children, and professional school obligations. Students are encouraged to apply on time and follow all application and payment guidelines in order to increase their chances of receiving a permit. Permits are not guaranteed.

When assigning parking permits to students, UCLA Parking Services gives the highest priority to carpools. Carpool permits are guaranteed to all qualified two- and three-person student carpool groups that apply on time. Student carpools park in central campus parking areas and share a discounted permit fee. Students interested in forming a carpool who need help finding other students living near them should call (310) 794-RIDE and ask for a free *RideGuide*. All members of a proposed student carpool must apply in person as a group.

Most student permits are assigned for the academic year and can be paid for annually or quarterly. Renewal forms for students paying

quarterly are automatically mailed before the Winter and Spring Quarter payment due dates. Students who are not offered a parking assignment during a given term or who wish to change their parking area need to reapply the following quarter.

Student Parking Request forms, along with important quarterly due dates and information on how to apply for a parking permit, are available by calling (310) 825-9871 or in person weekdays from 7:45 a.m. to 5 p.m. at Parking Services. Students can complete and submit parking applications online, check parking status and, if approved for parking, pay for their permit through a secure online payment process. See <http://www.parking.ucla.edu/appmain.htm>.

Students with permanent disabilities who have disabled persons' placards or DMV-issued disabled persons' license plates and students with short-term disabilities may apply to the Office for Students with Disabilities (310-825-1501) for parking assignments and on-campus transportation assistance.

Parking permits and access cards to campus lots and structures are not transferable and may be purchased only from UCLA Parking Services. Resale is prohibited and subjects both buyer and seller to disciplinary action.

Services for International Students

Office of International Students and Scholars

The Office of International Students and Scholars (OISS), 106 Bradley Hall, assists students with questions about immigration, employment, government regulations, financial aid, academic and administrative procedures, cultural adjustment, and personal matters. OISS is also a designated Sexual Harassment Information Center for international students and a Harassment Information Center available to all UCLA students. OISS also provides visa assistance for faculty, researchers, and postdoctoral scholars. See <http://www.intl.ucla.edu/>.

Dashew International Student Center

The Dashew International Student Center in Bradley Hall seeks to improve student and community relationships and helps international students with language, housing, and personal concerns in addition to sponsoring cultural, educational, and social programs.

Student Legal Services

Currently registered and enrolled students with legal problems can get assistance from attorneys or law students under direct supervision of attorneys who help students solve legal problems, including those related to landlord/tenant relations; accident and injury problems; criminal matters; domestic violence and harassment; divorces and other family law matters; automobile purchase, repair, and insurance problems; health care, credit, and financial aid issues; consumer problems; and University-related problems. Assistance is available only by appointment from 9 a.m. to 5 p.m. weekdays in 70 Dodd Hall (310-825-9894). See <http://www.studentlegal.ucla.edu/>.

Student Psychological Services

Student Psychological Services (SPS) offers short-term personal counsel and psychotherapy at two locations — 4223 Math Sciences (310-825-0768) and A3-062 CHS (310-825-7985). Psychologists, clinical social workers, and psychiatrists assist with situational stresses and emotional problems that may include problems with interpersonal relationships, academic stress, loneliness, difficult decisions, sexual issues, anxiety, depression, or other concerns affecting the personal growth of students.

The service is confidential and free to regularly enrolled students. Students are seen individually or may choose from a number of groups offered each term. Appointments are made weekdays between 8 a.m. and 5 p.m. Emergency counseling is also available.

SPS is also a designated campus Sexual Harassment Information Center. These services are available to all UCLA students.

UCLA BruinCard

The UCLA BruinCard is a mandatory student identification card that is used to electronically confirm student status and eligibility for services. Supportive photo identification, such as a driver's license or passport, is required when the card is issued.

The primary benefit of the BruinCard is convenience. It is a versatile card that serves the following functions:

1. Confirmation of student status
2. I.D. card for faculty, staff, and students
3. Residence halls access card
4. Library card
5. Recreation card
6. Debit card (if activated) for purchases at campus stores and restaurants on and off campus
7. Time-management card for departments using the Kronos system

New services allow students to check BruinCard balances, make deposits, view recent transactions, and report lost and stolen cards. See <http://www.bruincard.ucla.edu/>.

Students with holds from an office with which they have an outstanding obligation (financial, academic, or administrative) may not receive services until the hold is released by the initiating office. For details on outstanding holds and initiating offices, check URSA at <http://www.ursa.ucla.edu/> or (310) 208-0425.

BruinCard centers in 123 Kerckhoff Hall, 107 UCLA Wilshire Center, and 150A Sproul Hall are open weekdays from 9 a.m. to 4 p.m. (310-825-2336). Deposits only can also be made at the Administrative Main Cashier, 1125 Murphy Hall. See <http://www.bruincard.ucla.edu/>.

To report lost or stolen cards or to check your account balance, call (310) 206-3199.

UCLA Career Center

The UCLA Career Center offers services and resources to help students explore academic and nonacademic career possibilities, make career decisions, obtain employment and internship leads, and develop skills for conducting a successful job search.

Services include career counseling, career laboratory, graduate and preprofessional school planning and preparation assistance, letters of reference service, career fairs, BruinTraks™ internship and job listings, and BruinView™ campus Interviews.

Internship and Study Abroad Services offers information about local, state, national, and international opportunities.

The Career Center's website provides convenient 24-hour access to BruinTraks™ listings of current full-time, part-time, seasonal, and internship positions. Students may also post their résumés online to enhance their job search.

Workshops are offered on a variety of topics, including skills assessment, graduate and professional school preparation, résumé and curriculum vitae writing, interviewing skills and practice, Internet job search strategies, and researching corporations.

Engineering and Science Career Services, a branch office of the UCLA Career Center in 5289 Boelter Hall, offers specialized career services to students enrolled in the Henry Samueli School of Engineering and Applied Sciences.

The Career Center is located on the second and third floors of the Strathmore Building at 501 Westwood Plaza.

For more information, see <http://www.career.ucla.edu/> or call (310) 206-1915.

UCLA Store: Textbooks and Course Materials

Textbooks and course readers for most classes are available in the **UCLA Store–Ackerman Union**, located on the A Level of Ackerman

Union. For store hours, refund policies, and textbook information, call (310) 206-0790. For information on book buyback, call (310) 206-0785.

Law, management, urban planning, social welfare, public policy, architecture, art, urban design, information studies, and theater, film, and television textbooks are available at the **UCLA Store–Lu Valle Commons**. On-campus UCLA Extension textbooks are also stocked there. Call (310) 825-7238 for more information.

Textbooks for medicine, dentistry, nursing, public health, and the health sciences are available at the **UCLA Store–Health Sciences**. For more information, call (310) 825-7721.

The best times to shop are on weekends, or before 10 a.m. and after 5 p.m. on weekdays. **Save your cash register receipts**, since they are required for returns or refunds. See the "Calendar" for refund deadlines.

Find required textbooks at <http://www.uclaestore.com/>. Click on the "textbooks" icon and follow the directions on the screen. Computer Store price lists and the UCLA BookZone database for reference books and study aids are also online.

Grade cards, blue books, scantron forms, and enrollment petition forms are available in the Ackerman, LuValle, and Health Sciences locations of the UCLA Store.

Registrar's Services Guide

The Registrar's Office is open 9 a.m. to 5 p.m. weekdays. For more information, see the Registrar's Office Frequently Asked Questions at <http://www.registrar.ucla.edu/faq>.

| Student Service | Contact | Location |
|--|--|--|
| Administrative Main Cashier Submit fee payments, collect Bruin Direct forms | (310) 825-2201 | 1125 Murphy Hall |
| BruinCard Centers Report lost or stolen cards | (310) 825-2336 (310) 206-3199 | 123 Kerckhoff Hall 150B Sproul Hall 107 UCLA Wilshire Center |
| Degree auditor: current-term degree candidates, ask to see Letters and Science Degree Auditors Master's/Doctoral Arts and Architecture Engineering Nursing Theater, Film, and Television | (310) 825-2754 (310) 825-2754 (310) 206-3564 (310) 825-2036 (310) 825-7181 (310) 825-5761 | 1113 Murphy Hall 1113 Murphy Hall 1100 Dickson Art Center 6426 Boelter Hall 2-200 Factor Building 103 East Melnitz Building |
| Degree Progress Report (DPR) View and print a DPR | URSA OnLine | |
| Diplomas Receive for awarded degree; request a duplicate or special order diploma | (310) 825-1091, option 6 | 1113 Murphy Hall |
| Enrollment Services Process restricted courses, 199s, enrollment petitions, and class level corrections. | (310) 825-1091, option 6 | 1113 Murphy Hall |
| Fees Receive information on approved fee reductions for part-time undergraduates; on refunds for withdrawal, dismissal, cancellation, leave of absence; or waivers for late registration fee payment, enrollment petition | (310) 825-1091, option 6 | 1113 Murphy Hall |
| Grades Receive current and past terms grade reports /term printout Inquire about procedures for grade changes or incomplete grades | URSA Telephone/URSA OnLine (310) 825-1091, option 6 | 1113 Murphy Hall |
| Holds Receive details on holds initiating offices | URSA OnLine, URSA Telephone | |
| Personal Information Change name or social security number (forms available across from 1105 Murphy Hall) Change address, telephone, or contact information Verify privacy options (disclosure of student records) | In person URSA OnLine URSA OnLine | 1113 Murphy Hall 1113 Murphy Hall |
| Readmission File an undergraduate readmission application (forms available across from 1105 Murphy Hall) | (310) 825-1091, option 6 | 1113 Murphy Hall |
| Registration Cancel registration before the first day of class Verify registration fee payment | (310) 825-1091, option 6 URSA OnLine, URSA Telephone | 1113 Murphy Hall |
| Residence information for tuition purposes Determine eligibility for reclassification | (310) 825-3447 | 1113 Murphy Hall |
| Transcripts Request a copy of official transcripts (forms available across from 1105 Murphy Hall) | (310) 825-3801 transcripts@registrar.ucla.edu | 1134 Murphy Hall |
| Verifications Confirm status of student attendance, degrees, address information, loan forms, "good student" auto insurance certification | (310) 206-0482 | 1134 Murphy Hall |
| Veterans Affairs | (310) 825-5391 | 1113 Murphy Hall |

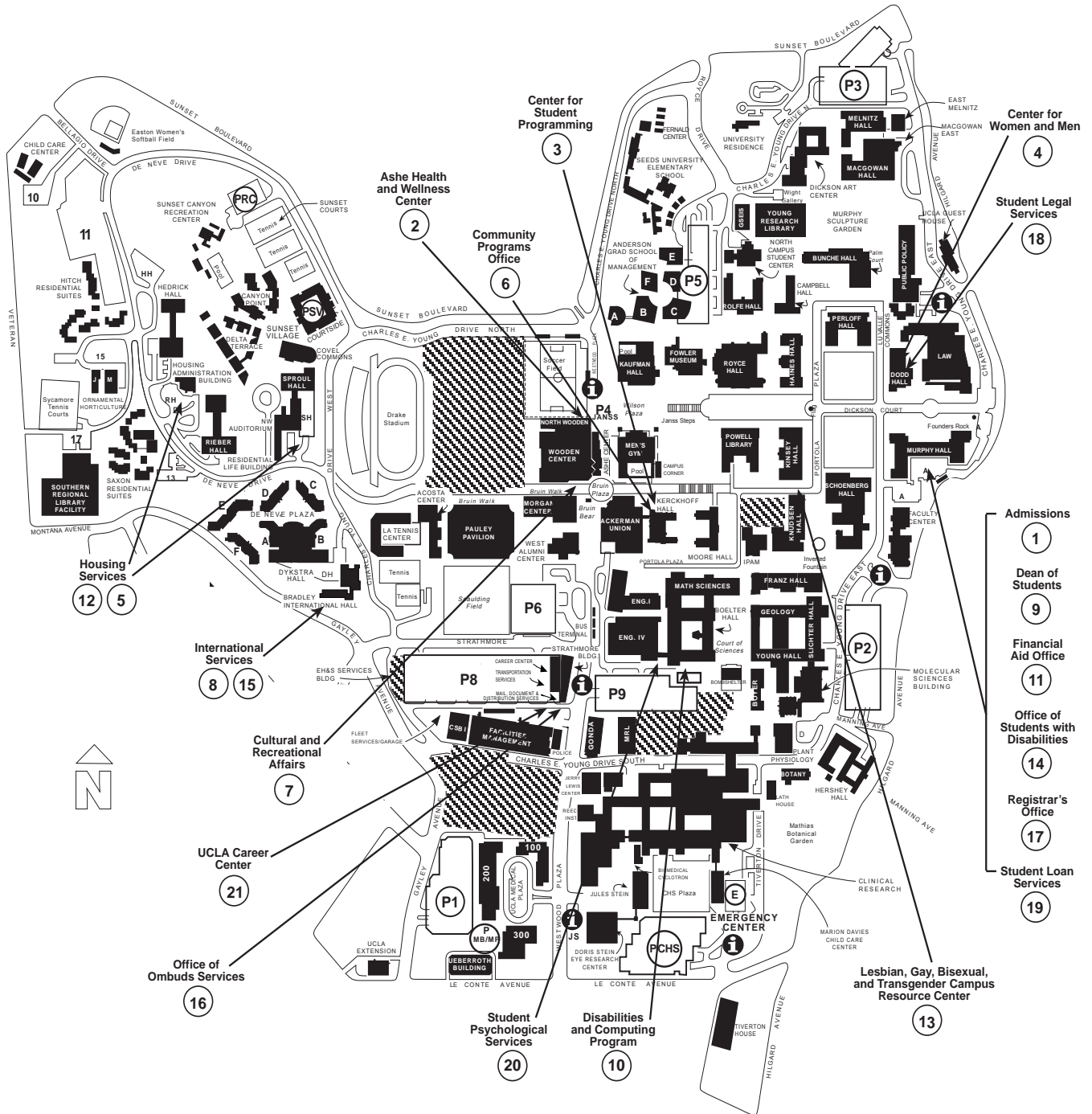
Registrar's services complement those of URSA Telephone at (310) 208-0425 and URSA OnLine at <http://www.ursa.ucla.edu/>.

Student Services Directory

| Student Service | Location | Phone | Web Address |
|--|----------------------------------|----------------------------------|---|
| 1. Admissions and Relations with Schools | 1147 Murphy Hall | (310) 825-3101 | http://www.admissions.ucla.edu/ |
| 2. Ashe Health and Wellness Center | 221 Westwood Plaza | (310) 825-4073 | http://www.studenthealth.ucla.edu/ |
| 3. Center for Student Programming | 105 Kerckhoff Hall | (310) 825-7041 | http://www.studentactivities.ucla.edu/ |
| 4. Center for Women and Men | 2 Dodd Hall | (310) 825-3945 | http://www.thecenter.ucla.edu/ |
| 5. Community Housing Office | 350 De Neve Drive | (310) 825-4491 | http://www.cho.ucla.edu/ |
| 6. Community Programs Office | 160 Kerckhoff Hall | (310) 825-5969 | http://www.saonet.ucla.edu/cpo/ |
| 7. Cultural and Recreational Affairs | 2131 Wooden Center | (310) 825-3701 | http://www.recreation.ucla.edu/ |
| 8. Dashew International Student Center | 106 Bradley Hall | (310) 825-1681 | http://www.intl.ucla.edu/ |
| 9. Dean of Students | 1206 Murphy Hall | (310) 825-3871 | http://www.deanofstudents.ucla.edu/ |
| 10. Disabilities and Computing Program | 4909 Math Sciences | (310) 206-7133 | http://www.dcp.ucla.edu/ |
| 11. Financial Aid Office (FAO) | A129J Murphy Hall | (310) 206-0400 | http://www.fao.ucla.edu/ |
| 12. Housing Assignment Office | 270 De Neve Drive | (310) 825-4271 | http://www.housing.ucla.edu/ |
| 13. Lesbian, Gay, Bisexual, and Transgender Campus Resource Center | 220 Kinsey Hall | (310) 206-3628 | http://www.lgbt.ucla.edu/ |
| 14. Office for Students with Disabilities | A255 Murphy Hall | (310) 825-1501 | http://www.saonet.ucla.edu/osd/ |
| 15. Office of International Students and Scholars | 106 Bradley Hall | (310) 825-1681 | http://www.intl.ucla.edu/ |
| 16. Office of Ombuds Services | 105 Strathmore Building | (310) 825-7627 | http://www.saonet.ucla.edu/ombuds/ |
| 17. Registrar's Office | 1105 Murphy Hall | (310) 825-1091 | http://www.registrar.ucla.edu/ |
| 18. Student Legal Services | 70 Dodd Hall | (310) 825-9894 | http://www.studentlegal.ucla.edu/ |
| 19. Student Loan Services | A227 Murphy Hall | (310) 825-9864 | http://www.saonet.ucla.edu/loans.htm |
| 20. Student Psychological Services | 4223 Math Sciences A3-062 CHS | (310) 825-0768 (310) 825-7985 | http://www.saonet.ucla.edu/sps.htm |
| 21. UCLA Career Center | 501 Westwood Plaza | (310) 206-1915 | http://www.career.ucla.edu/ |

Student Services Map

Student Services support teaching, research, and public service functions of the university by providing programs, services, and educational experiences that promote the academic success of UCLA students and enhance the quality of campus life. Programs and services are geared to supporting the mental, social, and physical development needs of students in a healthy, safe, and intellectually challenging environment.



Academic Policies

Admission Policies

An application for admission must be submitted and accepted in accordance with the schedule specified in the “Calendar” section before a new student may register at the University. Preliminary information about registering is mailed to new students by their Admissions Office (Undergraduate, Graduate, Law, Medicine, or Dentistry).

Undergraduate Readmission

One-Term Absence

Students who complete a term (Fall, Winter, Spring), and do not register the following term, may return to UCLA the subsequent term as a continuing student and be eligible to register and enroll in advance.

Students on a one-term absence who plan to attend another institution — including UCLA Extension — should discuss plans with their College or school counselor before enrolling elsewhere. On returning to UCLA, they must have an official transcript mailed from the institution directly to UCLA Undergraduate Admissions and Relations with Schools (UARS). Once students request a transcript, they must complete a Transfer Credit Evaluation Request form at UARS, 1147 Murphy Hall, to have coursework evaluated.

Reentering Students

To return to the University after an absence of more than one term, complete an Undergraduate Application for Readmission form and file it with the Registrar’s Office in accordance with deadlines published in the “Calendar” section. A nonrefundable fee of \$40 applies.

Students must submit official transcripts from all institutions (including UCLA Extension) with readmission applications. Coursework is evaluated when official transcripts are received. The paper records of non-registered students, including transcripts submitted for transfer credit, are retained by the Registrar’s Office for five academic years after the last registered term. Students must resubmit official transcripts of all work completed outside UCLA if their records have been destroyed.

Graduate Registration and Readmission

For details on the policies below, consult *Standards and Procedures for Graduate Study at UCLA* at <http://www.gdnet.ucla.edu/publications.html>.

Continuous Registration Policy

Graduate students must be either registered and enrolled or on an official leave of absence every term until their degrees are awarded. As an exception, certain graduate students may be eligible to pay the filing fee (see below). Failure to register or be on an official leave of absence for any term (Fall, Winter, Spring) constitutes withdrawal from UCLA.

Filing Fee

Graduate students may be eligible to pay the filing fee (half the quarterly registration fee) in lieu of full registration fees for the term in which they expect to complete final degree requirements and receive their degree. Doctoral students are not eligible to pay the filing fee unless registered the immediately preceding term.

Students who pay the filing fee are not eligible for University services beyond a maximum of 12 hours of faculty and staff time required to complete degree requirements and are not considered in the same status as registered students.

Graduate Leave of Absence

Continuing graduate students in good standing (3.0 GPA or above) who have completed at least one term of UCLA graduate work may, with the support of their department and the approval of the Graduate Division, be eligible for leaves of absence. Graduate students are allowed a maximum of six quarters of official leave of absence.

Students on approved leave of absence are not permitted to use faculty time or make use of University facilities for more than 12 hours since their last registration and are not eligible for apprentice personnel employment or other services normally available to registered students. There is no need to apply for readmission, since the approved leave is for readmission to a specific term. The Registrar’s Office notifies students about registration information when their leave is due to expire.

Obtain a Request for Leave of Absence form at Graduate Admissions/Student and Academic Affairs, 1255 Murphy Hall. See “Calendar” for the filing deadline.

Readmission

Students who fail to register or take an official leave of absence are required to apply for readmission and are held to any changes in degree program requirements. Request an *Application for Graduate Admission* form from graduate departments or programs. A nonrefundable fee of \$40 must accompany the application when filed in accordance with deadlines published in the “Calendar” section.

Reduced Nonresident Tuition for Doctoral Candidates

Nonresident graduate doctoral students who have advanced to candidacy are eligible for a 75 percent reduction in their annual nonresident tuition fee. The reduced nonresident tuition begins with the first academic term following the advancement to candidacy term. Students are eligible for reduced nonresident tuition for a maximum of three years (includes nonregistered time periods).

Enrollment Policies

Concurrent Enrollment

Concurrent enrollment — defined as taking courses during regular sessions for credit at UCLA and, at the same time, at another college institution, including UCLA Extension — is not permitted except in extraordinary circumstances, and no credit is given for such courses unless the approval of the UCLA College or school has been obtained by petition prior to enrollment.

At the discretion of the appropriate campus authorities on both campuses, undergraduate students enrolled in any campus of the California community colleges, the California State University, or the University of California may enroll without formal admission in a maximum of one course per academic term at a campus of either of the other systems on a space-available basis. Enrollment in precollege courses is excluded.

UCLA students qualify for concurrent enrollment if they meet all the following requirements:

1. Complete at least one term at UCLA as a matriculated student
2. Enroll for a minimum of 6 units for the current term
3. Earn a grade-point average of 2.0 (C) for work completed
4. Pay appropriate tuition and fees at UCLA for the current term
5. Complete appropriate academic preparation as determined by the host campus
6. Have California residence status

Obtain a concurrent enrollment application from the College or school. An administration fee is charged for each academic term such enrollment is requested.

Intercampus Visitor Program

Undergraduates enrolled at one campus of the University of California may have the opportunity to attend another UC campus for one quarter or semester on the Intercampus Visitor Program. UCLA students

obtain applications from Enrollment and Degree Services, 1113 Murphy Hall. Observe the deadlines on the application. Applications are reviewed by a student's College or school. Letters and Science students should consult Letters and Science Counseling Services in A316 Murphy Hall; students in Arts and Architecture should contact the Student Services Office in 1100 Dickson Art Center; Theater, Film, and Television students should consult the Student Services Office in 103 East Melnitz Building; Engineering students should see the Student Services Office in 6426 Boelter Hall.

Simultaneous UC Enrollment

Undergraduate students may enroll simultaneously in courses offered by another UC campus. Eligible students must be registered (fees paid), in good standing, and enrolled in at least 12 units at UCLA. Students may simultaneously enroll in no more than one UC host-campus course not to exceed 6 units. Before attending the host campus, both campuses must give approval. Approval to enroll simultaneously on another UC campus does not guarantee credit toward specific degree or General Education requirements. Application of host-campus courses to UCLA graduation requirements is determined by the College or school. Details are on the application form. Obtain applications and directions for submitting forms from the following offices: honors students, A311 Murphy Hall; student athletes, Morgan Center; AAP students, 1209 Campbell Hall; all other Letters and Science students, Letters and Science Counseling Services, A316 Murphy Hall; Arts and Architecture, Theater, Film, and Television, Engineering and Applied Science, and Nursing students, their respective Student Affairs Office.

Degree Policies

Undergraduate Degrees

To qualify for a bachelor's degree, that is, to graduate in any school or College at UCLA, students must earn at least a C (2.0) average in all courses taken at any UC campus. In addition to the grade-point average requirement, students must satisfy (1) University requirements, (2) College or school requirements, and (3) department requirements. See the *UCLA General Catalog* for details.

Degree Checks

Anytime prior to graduation students may request a review of degree progress. Official degree checks detail requirements remaining to complete the bachelor's degree. The degree check process varies by College or school:

College of Letters and Science. The Degree Progress Report (DPR) serves as the degree check. The DPR is a computer-generated assessment of all degree requirements and the courses taken to fulfill them. View and print DPRs through URSA OnLine or order one at a College counseling office (Academic Advancement Program, 1209 Campbell Hall; Honors Programs, A311 Murphy Hall; Letters and Science Counseling Services, A316 Murphy Hall). Students should review questions about their DPR with departmental undergraduate advisers and/or College counselors, as appropriate.

Students who entered UCLA prior to Fall Quarter 1988 should consult their College counseling office (Academic Advancement Program, 1209 Campbell Hall; Honors Programs, A311 Murphy Hall; Letters and Science Counseling Services, A316 Murphy Hall).

School of the Arts and Architecture. Degree Progress Reports are available via URSA OnLine as well as on request from the Office of Student Services, 1100 Dickson Art Center. Students should consult an adviser in the Office of Student Services when they have questions about degree requirements or when they print a DPR. Questions regarding major requirements should be referred to the departmental counselor.

Henry Samueli School of Engineering and Applied Science. Students at a high sophomore level and above must submit a "satisfied" Academic Program Proposal to the Office of Academic and Student Affairs, 6426 Boelter Hall. All engineering students may pick up a Graduation Evaluation Report at 6426 Boelter Hall. The report out-

lines each category requirement for an engineering degree and the courses completed for each category. Students should obtain an official degree check at least one term prior to their graduation term. For details, see http://www.seasoasa.ucla.edu/degree_check.html.

School of Nursing. Students may initiate a request for an updated degree check by contacting the student services coordinator in the Student Affairs Office, 2-200 Factor Building.

School of Theater, Film, and Television. Students entering as freshmen receive a written degree check on achieving junior standing. Students entering as juniors receive a degree check on entry. Students may initiate or request an updated degree check by making an appointment with their departmental counselor in the Student Services Office, 103 East Melnitz Building.

Transfer Credit

Students who take courses at a college or university other than UCLA should first check the Articulation Agreements to determine how the courses will transfer. Articulation Agreements are lists of transferable courses from institutions other than UCLA. For questions, or if no Articulation Agreement exists, consult a counselor.

Once students complete the courses, they must have the other institution send transcripts to UARS, 1147 Murphy Hall, Box 951436, Los Angeles, CA 90095-1436. They must also go to UARS to submit a Transcript Locator Card (also known as a Transfer Credit Evaluation Request) to initiate a credit evaluation. Transfer students (who attended another college or university prior to attending UCLA) should discuss transfer credit with their College or school counselor and/or departmental adviser.

Declaration of Candidacy

To initiate the steps leading to the award of a bachelor's degree, students must identify the term they expect to complete degree requirements through URSA Telephone (option 6# on the Student Records Menu) by the time they complete 160 units (172 units for engineering students) to avoid a \$13 late candidacy fee. The identified term must fall within the academic year (four quarters) subsequent to the term in which students reach or expect to reach the 160- or 172-unit mark. Once they complete 160/172 or more units, a fee is assessed each time students change the degree expected term.

Current-term or past-term candidates over the unit limit must purchase the UCLA Declaration of Candidacy form at any UCLA Store and file it at 1113 Murphy Hall.

Friday of the second week is the last day to declare candidacy for the current term (with fee depending on units completed). Declaration of candidacy after the second week may result in a degree award date for the following term and additional penalty fees.

Verify the degree expected term through URSA (option 6# on the Student Records Menu of URSA Telephone or in the DPR and Study List of URSA OnLine). For questions about degree candidacy status, Letters and Science students may inquire at 1113 Murphy Hall. Arts and Architecture, Engineering, Theater, Film, and Television, and Nursing students should see their school office. A photo I.D. is required. Declaring candidacy is not a guarantee of graduation. Current-term candidates are not assigned enrollment appointments for the following term.

In Absentia Graduation

Students who intend to complete degree requirements while nonregistered (those who take a course through UCLA Extension or at another institution, remove an Incomplete grade, and so on) must file a request to graduate "in absentia" with their degree auditor in 1113 Murphy Hall by the second-week candidacy deadline. Students graduating "in absentia" are assessed the undergraduate in absentia degree service fee in addition to the declaration of candidacy fee if they were also not registered in the term immediately prior to their degree expected term.

Minors

Letters and Science students must petition to enter a minor through the department/office administering the program. School of Arts and Architecture, Engineering, Theater, Film, and Television, and Nursing

students must also obtain the approval of their school. The last day to obtain the required approval(s) is Friday of the second week of the degree expected term. Late entry to a minor may result in a degree award date for the following term.

Satisfactory completion of the requirements for a minor is reflected on the final transcript and diploma.

Final Degree Audits and Graduation

Degree auditors in the Registrar's Office for Letters and Science students (1100 Dickson Art Center for Arts and Architecture students, 6426 Boelter Hall for Engineering students, 2-200 Factor Building for Nursing students, and 103 East Melnitz Building for Theater, Film, and Television students) are responsible for verifying each candidate's eligibility for a bachelor's degree. Degree auditors have information pertaining to a student's graduation only if that student has declared candidacy and completed 160 quarter units (172 units for engineering students).

During their graduating term, students should inform a degree auditor of grade changes, petitions for substitutions or exemptions, transfer credits, or similar changes that may effect their degree. Degree auditors notify students whose graduation eligibility cannot be verified of any requirements still outstanding and other problems in completing the degree.

Contact degree auditors only for questions about degree audits. Phone numbers are in the Registrar's Services Guide in "Student Services." For graduation ceremony procedures, contact the College or schools. Names of students who request that no public information be released do not appear in commencement ceremony programs. Students may change their privacy status on URSA OnLine.

Honors

Latin Honors

The College and schools award Latin honors according to overall grade-point average at graduation. Honors are reflected on official transcripts and diplomas. Eligible students must have completed at least 90 (98 for the School of Nursing) University of California units for a letter grade. The levels of honors are summa cum laude, magna cum laude, and cum laude. The minimum GPA requirements for the 2001-02 academic year are as follows:

1. **School of the Arts and Architecture:** 3.908 for summa cum laude, 3.864 for magna cum laude, 3.759 for cum laude
2. **College of Letters and Science/School of Nursing:** 3.844 for summa cum laude, 3.736 for magna cum laude, 3.588 for cum laude
3. **Henry Samueli School of Engineering and Applied Science:** Contact the Office of Academic and Student Affairs, 6426 Boelter Hall, for specific information
4. **School of Theater, Film, and Television:** 3.860 for summa cum laude, 3.814 for magna cum laude, 3.758 for cum laude

Requirements are subject to yearly change and other eligibility restrictions. Contact the College or school for information.

Class Levels

Class levels at UCLA are determined on the basis of the charts below:

| Undergraduate Levels | |
|----------------------|-----------------|
| CLASS DESIGNATION | UNITS COMPLETED |
| Freshman (UFR) | 0-44.9 |
| Sophomore (USO) | 45-89.9 |
| Junior (UJR) | 90-134.9 |
| Senior (USR) | 135 or more |

| Graduate Levels | |
|----------------------------------|------------------------------------|
| CLASS DESIGNATION | UNITS COMPLETED |
| Master's (M.A./M.S.) (GMT) | Master's degree objective |
| Professional Master's (GPM) | — |
| Doctorate 1 (GD1) | Not advanced to candidacy |
| Doctorate 2 (GD2) | Advanced to candidacy |
| Certificate/Credential (GCT) | — |
| Unclassified (Summer only) (GNC) | — |
| Postdoctorate (GPX) | — |
| No Degree Objective (GDS) | — |
| Professional School (PF) | — |
| Professional School (PF2) | Second year (Law, 30-55.9 units) |
| Professional School (PF3) | Third year (Law, 56 or more units) |

Class level is based on completed and any in-progress units. For undergraduate students, class level determines the URSA enrollment appointment time (obtainable through URSA).

Students who believe the appointment they are assigned reflects an incorrect classification should inquire at 1113 Murphy Hall concerning their level.

Departmental Honors

Some departments in the College of Letters and Science award honors, which are reflected on official transcripts and the diploma, to graduates of their programs. Inquire about the availability of these honors in the department office.

Tips For Graduating Seniors

1. All students should verify the degree expected term through URSA (option 6# on the Student Records Menu of URSA Telephone or in the DPR and Study List of URSA OnLine). If the degree expected term is incorrect, change it via URSA Telephone or by filing a UCLA Declaration of Candidacy form (available for purchase at any UCLA Store) at 1113 Murphy Hall. This must be done before Friday of the second week of the last quarter.
2. All students should verify majors, minors, and specializations as they appear on the DPR and Grade Report during the final term. If any information is in error, contact the appropriate office or degree auditor.
3. Students finishing degree requirements without being enrolled at UCLA in the final term (because, for example, they are removing incomplete grades, adding or dropping courses, attending another institution) must file a request to graduate "in absentia" at 1113 Murphy Hall. This must be done before Friday of the second week of the degree expected term.

4. Students completing coursework at another institution, including UCLA Extension, must make sure their official transcripts (with grades) are received by the degree auditor in the Registrar's Office no later than three weeks after the end of the degree expected term.
5. Students completing their work in Spring Quarter through the Education Abroad Program should declare for Summer graduation. Check with Honors counselors and major departments about necessary petitions before going abroad.
6. All students must satisfy any outstanding requirements before graduating. Any petitions to amend records must be filed no later than the last day of the degree expected term.
7. Students in their final term should inform the Registrar's Office of mailing address changes. An address change can be initiated on URSA OnLine, at 1113 Murphy Hall, or on the monthly BAR statement. Students who plan to move at the end of the degree expected term and who will not have access to URSA OnLine should file an address change, identifying a future mailing address and effective date, before leaving.
8. Students may not graduate in one term and then retroactively add majors, minors, or specializations or add and drop courses, and so forth. On degree conferral, the undergraduate record is closed.
9. Students should submit name changes to Academic Record Services, 1134 Murphy Hall, by the last day of the degree expected term for it to appear correctly on the diploma. Inform the Registrar's Office of any special accents or punctuation that should be reflected on the diploma. The name on record is the name that appears on the diploma.

To be reflected on the diploma, name changes must be submitted to Academic Record Services, 1134 Murphy Hall, by the last day of the degree expected term. Students submitting name changes after that date must request a replacement diploma at 1113 Murphy Hall. The special order diploma fee is assessed.

If an original diploma is destroyed, a duplicate may be ordered from the Registrar's Office, Diploma Reorder, 1113 Murphy Hall. There is a fee for the replacement diploma, and it bears a reissue date and the signatures of the current officials of the state and University.

Master's Degrees

Students who expect to complete master's degree requirements should submit an Advancement to Candidacy form to their department no later than the Friday of the second week of classes. See "Calendar" for deadlines.

After you complete all course requirements and the comprehensive examination or the thesis, the Registrar's Office reviews your courses and grades in order to confirm the awarding of your degree. Once the process is completed (approximately six weeks after the end of the term), your degree is recorded on your record and appears on any official transcript that you order.

During the final term, inform the Registrar's Office of address changes. An address change can be initiated on URSA OnLine, at 1113 Murphy Hall, or through the monthly BAR statement.

Transcripts and Diplomas

For graduating students, academic transcripts with the graduation date included are available approximately seven weeks after the end of the term. Students requiring earlier proof of graduation may contact degree auditors in 1113 Murphy Hall and request a certificate of completion. The first certificate of completion is free of charge. A \$5 fee is charged for each additional copy. An additional \$21 processing fee may be assessed if

1. The request for a certificate is made before grades are posted for the term and
2. The auditor must take special action to verify a grade or grades, expedite a transfer credit evaluation, or obtain other documentation necessary to clear you for the degree

Diplomas for both undergraduate and graduate students are available approximately three to four months after the degree award date. Information about obtaining diplomas in person (no fee) or by mail (with fee) is sent to student mailing addresses approximately seven weeks after the end of the final term. To expedite receipt of diplomas, students are encouraged to return the diploma mailer form and remit the mailing fee. A diploma hot line with current recorded diploma information (310-825-8883) is available seven days a week, 24 hours a day. The Registrar's Office retains diplomas for five years from graduation date.

Special Programs

For course I.D. numbers, times, and locations, see the appropriate department and course listing later in this booklet.

Departmental Courses and Seminars

For further information, contact the appropriate department.

Afro-American Studies

M102. Culture, Media, and Los Angeles. (6) (Same as Asian American Studies M197H and Honors Collegium M102.) P/NP or letter grading. T. Gabriel

Ancient Near East

10W. Jerusalem: The Holy City. (5) See Letters and Science Writing II Courses later in this section.

Anthropology

M197M. Selected Topics in Anthropology: Stigma — Anthropology of the Dangerous Other. (4) (Same as Honors Collegium M144.) Seminar, three hours. In cross-cultural perspective, analysis of apparently common causes and consequences of diverse forms of social inequality in which culturally ascribed stigma is common factor. P/NP or letter grading. Staff

Applied Linguistics and Teaching English as a Second Language

98T. Morality, Language, and Interaction. (5) Seminar, three hours. Enforced requisite: satisfaction of Subject A requirement. Freshmen/sophomores preferred. Interdisciplinary approach to examination of roles of language and social interaction in development and socialization of morality, including introduction to selected approaches from linguistics, conversation analysis, anthropology, psychology, neurology evolution studies, and philosophy. Letter grading. L. Schick

Art History

98T. From Romantic Ruin to World Heritage Site: India's Historical Monuments and Unmaking and Making of Modern Nation. (5) Seminar, three hours. Enforced requisite: satisfaction of Subject A requirement. Freshmen/sophomores preferred. Examination of history of representation and preservation of selected historical monuments of India's built heritage to encourage students to reflect on these monuments as more than dead material remains. Examination of monuments as vital spaces that affect everyday lives of people as they negotiate meaning of their society and their existence within it. Letter grading. S. Kavuri-Bauer

Asian American Studies

M197H. Culture, Media, and Los Angeles. (6) (Same as Afro-American Studies M102 and Honors Collegium M102.) P/NP or letter grading. T. Gabriel

Chemistry and Biochemistry

88A. Lower Division Seminar: Serendipity in Science. (2) P/NP or letter grading. H. Kaesz

Chicana and Chicano Studies

M126. Politics of Crisis: Migration, Identity, and Religion. (4) (Formerly numbered 126.) (Same as Honors Collegium M145.) Lecture, three hours. Examination of individual and collective religious response of Latin Americans and Latinas/Latinos in the U.S. to dislocations, displacements, and fragmentation produced by conquest, colonization, underdevelopment, globalization, and migration. Letter grading. A. Bermeo

Civil and Environmental Engineering

198. Special Studies in Civil Engineering. (4) Lecture, four hours; outside study, eight hours. Special topics in civil engineering to be taught to undergraduates when need and/or opportunity arise. Letter grading. D. Pradel

Comparative Literature

2CW. Survey of Literature: Age of Enlightenment to the 20th Century. (5) See Letters and Science Writing II Courses later in this section.

2DW. Survey of Literature: Great Books from the World at Large. (5) See Letters and Science Writing II Courses later in this section.

4AW. Literature and Writing: Antiquity to Early Middle Ages. (5) See Letters and Science Writing II Courses later in this section.

4CW. Literature and Writing: Age of Enlightenment to the 20th Century. (5) See Letters and Science Writing II Courses later in this section.

4DW. Literature and Writing: Great Books from the World at Large. (5) See Letters and Science Writing II Courses later in this section.

Computer Science

2. Great Ideas in Computer Science. (4) P/NP or letter grading. M. Dyer

Education

M108. Sociology of Education. (4) (Same as Sociology M175.) P/NP or letter grading. T. Anderson

125A. Education of Exceptional Individuals. (4) Department consent. P/NP or letter grading. R. Rein

M148. Women in Higher Education. (4) (Same as Women's Studies M148.) P/NP or letter grading. L. Sax

181A. Early Childhood Education. (4) Department consent. Letter grading. W. Bass

181C. Perspectives on the American College. (4) Department consent. Letter grading. B. Tobolowsky

181D. The Teaching Profession. (4) Department consent. Letter grading. P. Bailis

English

4HW. Critical Reading and Writing (Honors). (5) See Letters and Science Writing II Courses later in this section.

4W. Critical Reading and Writing. (5) See Letters and Science Writing II Courses later in this section.

20. Introduction to Creative Writing. (4) Instructor consent. P/NP or letter grading. R. Wilson

88C. Lower Division Seminar: Special Topics in English — 17th-Century Literature: Art, Letters, and Science in Age of Baroque. (4) P/NP or letter grading. Staff

88J. Lower Division Seminar: Special Topics in English — 20th-Century American Literature. (4) P/NP or letter grading. L. Miles

88M. Lower Division Seminar: Special Topics in English — Literature and Society: L.A. Stories — City in Literature and Culture. (4) P/NP or letter grading. Staff

English Composition

30W. Intermediate Academic Writing: Various Topics. (5) See Letters and Science Writing II Courses later in this section.

100W. Interdisciplinary Academic Writing. (5) See Letters and Science Writing II Courses later in this section.

Environment

M165. Nuclear Weapons: Critical Decisions. (4) (Same as Honors Collegium M119 and Policy Studies M116.) Letter grading. M. Intriligator

Film and Television

98T. Automobile and Road in Post-WWII America and American Film Noir. (5) Seminar, three hours. Enforced requisite: satisfaction of Subject A requirement. Freshmen/sophomores preferred. Examination of representations of automobile and road in American film noir and post-WWII American culture. Consideration of cinematic representations of automobile/road with those found in various popular, journalistic, and academic discourses of the period. Letter grading. M. Samojlik

French

98T. Mapping Mother: Multicultural Approach to Representing Mother in Literary Text. (5) Seminar, three hours. Enforced requisite: satisfaction of Subject A requirement. Freshmen/sophomores preferred. Exploration of representations of mother in literature from variety of perspectives. Readings include novels, plays, and short stories, as well as theoretical texts and critical articles addressing ways of representing mother in different cultures. Letter grading. A. Rice

German

60W. War. (5) See Letters and Science Writing II Courses later in this section.

History

10BW. Introduction to Civilizations of Africa since 1800. (5) See Letters and Science Writing II Courses later in this section.

Honors Collegium

1. Systems Thinking: Exploring Order and Chaos in Everyday Life. (5) P/NP or letter grading. Staff

16. Contemporary Fiction and Psychology of the Self. (4) P/NP or letter grading. J. Hadda

22. Short History of Science: Reading the Great Book of the Universe. (4) P/NP or letter grading. C. Pellegrini

29. Critical Vision: History of Art as a Social and Political Commentary. (4) Instructor consent. P/NP or letter grading. P. Von Blum

30. Vietnam War and American Culture. (4) Instructor consent. P/NP or letter grading. J. Goodwin

39. Early Modern French Culture in Film. (5) P/NP or letter grading. Staff

46W. Literature of Testimony. (6) See Letters and Science Writing II Courses later in this section.

53. American Folk Music, Protest, and Identity. (5) P/NP or letter grading. Staff

55. Culture and History of Utopias. (4) P/NP or letter grading. R. Jacoby

56. Language as a Window to the Mind. (4) P/NP or letter grading. S. Curtiss

57. Life and Sciences of Complexity. (4) P/NP or letter grading. Staff

64. Neuroscience and Psychology of Art and Biology of Aesthetics. (5) P/NP or letter grading. Staff

69. Artificial Life and Evolutionary Design: Theory and Practice in Multiagent Modeling. (5) P/NP or letter grading. Staff

70C. Culture, Ethnicity, Race, and Development: Multimedia and Multidisciplinary Approach. (5) P/NP or letter grading. P. Greenfield

79. Genome: Blueprint, Controversy, Destiny. (5) P/NP or letter grading. C. Kerfeld

97. Issues in American Foreign Policy: Methodology of Assessment. (4) P/NP or letter grading. S. Spiegel

99. Student Research. (1 to 4) Instructor consent. P/NP grading. Staff

M102. Culture, Media, and Los Angeles. (6) (Same as Afro-American Studies M102 and Asian American Studies M197H.) Instructor consent. P/NP or letter grading. T. Gabriel

103. Scientific Knowledge, Industrial Growth, and Social Policy. (5) P/NP or letter grading. Staff

M106. Imaginary Women. (4) (Same as Women's Studies M106.) P/NP or letter grading. K. King

107. Painful Birth: Rise of Modern Capitalism in Late Medieval Italy. (4) P/NP or letter grading. M. Codebo

109. Language, Meaning, and the Making of Poetry. (4) P/NP or letter grading. L. Ballerini

117. Resistance to Evil: Organized Resistance to Nazis in Occupied Europe. (4) P/NP or letter grading. M. Zeitlin

M119. Nuclear Weapons: Critical Decisions. (4) (Same as Environment M165 and Policy Studies M116.) Letter grading. M. Intriligator

124. Midwives, Mothers, and Medicine: Perspectives on History of Childbirth. (4) P/NP or letter grading. M. Terrall

126. Making Citizens/Making Societies: Political Cultivation in Cross-Cultural Perspective. (4) (Formerly numbered 31.) P/NP or letter grading. B. Walker

127. Citizenship, Leadership, and Service. (4) P/NP or letter grading. K. Perlmutter

136. History of Evolutionary Views. (5) P/NP or letter grading. M. DiGregorio

140. Dominants and Subordinates in Social Psychology of Privilege and Oppression in Public Education. (6) P/NP or letter grading. Staff

M144. Stigma — Anthropology of the Dangerous Other. (4) (Same as Anthropology M197M.) Seminar, three hours. In cross-cultural perspective, analysis of apparently common causes and consequences of diverse forms of social inequality in which culturally ascribed stigma is common factor. P/NP or letter grading. Staff

M145. Politics of Crisis: Migration, Identity, and Religion. (4) (Same as Chicana and Chicano Studies M126.) Lecture, three hours. Examination of individual and collective religious response of Latin Americans and Latinas/Latinos in the U.S. to dislocations, displacements, and fragmentation produced by conquest, colonization, underdevelopment, globalization, and migration. Letter grading. A. Bermeo

Information Studies

110. Information Resources and Libraries. (4) Not open to freshmen. P/NP or letter grading. K. Botello

Mathematics

98. Mathematics and Science Scholars Seminar. (2 to 4) Lecture, two hours; discussion, eight hours. Exploration of careers in mathematics and physical sciences; problem-solving techniques through collaboration. May not be applied toward Letters and Science general education requirements. P/NP grading. B. Rothschild

98T. Mathematics of Winning: Introduction to Combinatorial Game Theory. (5) Seminar, three hours. Enforced requisite: satisfaction of Subject A requirement. Mathematics background useful but not required. Freshmen/sophomores preferred. Mathematical principles of combinatorial game theory and their application to variety of games, with emphasis on individual research in game design and game play. Letter grading. B. Walter

Policy Studies

M116. Nuclear Weapons: Critical Decisions. (4) (Same as Environment M165 and Honors Collegium M119.) Letter grading. M. Intriligator

Psychology

98T. Child Anxiety Disorder: Research and Intervention. (5) Seminar, three hours. Enforced requisite: satisfaction of Subject A requirement. Freshmen/sophomores preferred. Focus on understanding phenomenology, causes, and treatment of children with anxiety disorders. Requirements include weekly readings, class participation, and independent research project on childhood anxiety involving data collection, analysis, and writing of report. Letter grading. J. Wood

Russian

99BW. Russian Civilization in the 20th Century. (5) See Letters and Science Writing II Courses later in this section.

Scandinavian

50W. Introduction to Scandinavian Literature. (5) See Letters and Science Writing II Courses later in this section.

Slavic

98T. Challenge of Avant-Garde: Art, Literature, and Politics in Interwar Europe. (5) Seminar, three hours. Enforced requisite: satisfaction of Subject A requirement. Freshmen/sophomores preferred. Use of interdisciplinary approach to examine ideology and aesthetics of major movements of 20th-century avant-garde, with focus on developments in France, Berlin, Prague, and Moscow. Materials include literature, theater, film, and visual/plastic arts. Letter grading. H. Raynard

Sociology

M175. Sociology of Education. (4) (Same as Education M108.) P/NP or letter grading. T. Anderson

Women's Studies

M106. Imaginary Women. (4) (Same as Honors Collegium M106.) Instructor consent. P/NP or letter grading. K. King

M148. Women in Higher Education. (4) (Same as Education M148.) P/NP or letter grading. L. Sax

Distance Learning at UCLA

UCLA students and faculty may participate in distance learning courses with other UC campuses. Each distance learning course combines an expert instructor, a rich subject area, and interaction between students from one or more locations to provide a learning experience based on sound pedagogy and state-of-the-art technologies. Instruction is supported by electronic communication, site visits by instructors, and video conferencing with instructors and fellow students.

Distance learning classrooms are in 62-073 Center for the Health Sciences (CHS) and 285 Powell Library. The CHS facility houses a 40-seat classroom. Powell Library offers a comfortable meeting room for small classes or research projects. Instructors and students have the flexibility of media classrooms and real-time interaction with remote sites via the UC Videoconferencing Network. UCLA students can see and be seen by a number of remote class sites at once while instruction is provided from UCLA or other campuses.

For additional information contact Daytra Hansel, Distance Learning Specialist, at (310) 206-7449 or via e-mail at hansel@ucla.edu.

At press time, no distance learning courses are scheduled for Spring Quarter 2002.

Field Studies/Internships

The UCLA Center for Experiential Education and Service Learning provides opportunities for junior/senior students to link hands-on experience with classroom education. Many courses and programs are offered that require fieldwork in the form of internships or community service projects. Interested students should visit 160 Powell Library (310-825-7867) to set up fieldwork for the courses listed below.

Asian American Studies

197G. Topics in Asian American Studies: Incarceration and Liberation — Reading 20th-Century Asian American Literature. (4) Instructor consent. P/NP or letter grading. Staff

Chicana and Chicano Studies

199. Independent Studies. (2 to 4) Requisite: course 10A or 10B. Limited to juniors/seniors. P/NP or letter grading. Staff

Communication Studies

185. Field Studies in Communication. (2 to 4) Limited to juniors/seniors. P/NP grading. M. Gregory

Community Health Sciences

195. Field Studies in Cancer Control. (4) Letter grading. Staff

199. Special Studies. (2 to 4) Limited to seniors. Letter grading. Staff

Education

190. Community Service Learning for Academic Achievement. (2) Must be taken prior to or concurrently with Education 193A. Letter grading. E. Anderson

193C. Community Service Outreach for Academic Achievement: America Reads. (4) Must be taken prior to or concurrently with Education 190. Letter grading. Staff

English

199I. Independent Studies for Internships. (2 to 4) Instructor consent. Limited to juniors/seniors. P/NP grading. Staff

Film and Television

192. Film and Television Internship. (4 to 8) Limited to juniors/seniors. P/NP or letter grading. D. Mann

History

199I. Independent Studies for Internships. (4) Instructor consent. P/NP grading. Staff

Organismic Biology, Ecology, and Evolution

199I. Independent Studies in Application of Biology. (2 to 4) Instructor consent. Limited to juniors/seniors. P/NP grading. Staff

Psychiatry and Biobehavioral Sciences

185. Social Psychology of Urban Student Education. (6) P/NP or letter grading. Staff

192A. Health Outreach Issues and Interventions for At-Risk Populations: Prefield Course. (4) Instructor consent. P/NP or letter grading. T. Kennon

192B. Field Studies Seminar: Health Outreach Issues and Interventions. (2 or 4) Instructor consent. P/NP or letter grading. T. Kennon

Psychology

131. Research in Developmental Psychology. (4) Limited to juniors/seniors and Psychology, Psychobiology, and Cognitive Science majors. Letter grading. G. Gottfried, M. Sigman

Sociology

106B. Field Research Methods II. (6) Instructor consent. Letter grading. R. Emerson

Letters and Science Writing II Courses

The College of Letters and Science Writing II requirement can be satisfied by completing a writing course selected from a list approved by the Faculty Executive Committee. Consult the online *Schedule of Classes* (<http://www.registrar.ucla.edu/schedule/>) under "Enrollment" for the most current list of approved courses.

All of the courses listed below, except English Composition 30W and 100W, satisfy a College of Letters and Science general education requirement. Consult your college adviser for general education information.

Ancient Near East

10W. Jerusalem: The Holy City. (5) (Formerly numbered 10.) Lecture, three hours; discussion, one hour. Enforced requisite: English Composition 3 or 3H. Not open for credit to students with credit for former course 10. Survey of religious, political, and cultural history of Jerusalem over three millennia as a symbolic focus of three faiths: Judaism, Christianity, and Islam. Transformation of sacred space as reflected by literary and archaeological evidence through examination of testimony of artifacts, architecture, and iconography in relation to the written word. Study of creation of the mythic Jerusalem through event and experience. Satisfies Letters and Science Writing II requirement. Letter grading.

Comparative Literature

2CW. Survey of Literature: Age of Enlightenment to the 20th Century. (5) (Formerly numbered 2C.) Lecture, two hours; discussion, two hours. Enforced requisite: English Composition 3 or 3H. Not open for credit to students with credit for course 1C or 4CW or former course 2C. Study of selected texts from the Age of Enlightenment to the 20th century, with emphasis on literary analysis and expository writing. Texts may include works by authors such as Swift, Voltaire, Diderot, Rousseau, Goethe, Flaubert, Ibsen, Strindberg, M. Shelley, Dostoevsky, Kafka, James Joyce, Garcia Marquez, and Jamaica Kincaid. Satisfies Letters and Science Writing II requirement. Letter grading.

2DW. Survey of Literature: Great Books from the World at Large. (5) (Formerly numbered 2D.) Lecture, two hours; discussion, two hours. Enforced requisite: English Composition 3 or 3H. Not open for credit to students with credit for course 1D or 4DW or former course 2D. Study of major literary texts usually overlooked in courses that focus only on the canon of Western literature, with emphasis on literary analysis and expository writing. Texts from at least three of the following areas read in any given term: African, Caribbean, East Asian, Latin American, and Middle Eastern literature. Satisfies Letters and Science Writing II requirement. Letter grading.

4AW. Literature and Writing: Antiquity to Early Middle Ages. (5) Discussion, four hours. Enforced requisite: English Composition 3 or 3H. Not open for credit to students with credit for course 1A or 2AW or former course 2A. Study and discussion of selected texts from antiquity to the Middle Ages, with emphasis on literary analysis and expository writing. Texts include works and authors such as *Iliad*, *Odyssey*, *Gilgamesh*, Sappho, Greek tragedies, *Aeneid*, Petronius, *Beowulf*, or Marie de France. Satisfies Letters and Science Writing II requirement. Letter grading.

4CW. Literature and Writing: Age of Enlightenment to the 20th Century. (5) Discussion, four hours. Enforced requisite: English Composition 3 or 3H. Not open for credit to students with credit for course 1C or 2CW or former course 2C. Study and discussion of selected texts from the Age of Enlightenment to the 20th century, with emphasis on literary analysis and expository writing. Texts may include works by authors such as Swift, Voltaire, Diderot, Rousseau, Goethe, M. Shelley, Flaubert, Ibsen, Strindberg, Dostoevsky, Gogol, Kafka, Joyce, Beckett, L. Hughes, and Garcia Marquez. Satisfies Letters and Science Writing II requirement. Letter grading.

4DW. Literature and Writing: Great Books from the World at Large. (5) Discussion, four hours. Enforced requisite: English Composition 3 or 3H. Not open for credit to students with credit for course 1D or 2DW or former course 2D. Study and discussion of major literary texts usually overlooked in courses that focus only on the canon of Western literature, with emphasis on literary analysis and expository writing. Texts from at least three of the following areas read in any given term: African, Caribbean, East Asian, Latin American, and Middle Eastern literature. Texts may include works by authors such as Ngugi, Desai, Kincaid, Emecheta, El Saadawi, Achebe, Pak, Can Xue, Neruda, and Rushdie. Satisfies Letters and Science Writing II requirement. Letter grading.

English

4HW. Critical Reading and Writing (Honors). (5) (Formerly numbered 4H.) Lecture, four hours. Enforced requisite: English Composition 3 or 3H. Not open for credit to students with credit for former course 4H. Introduction to literary analysis, with close reading and carefully written exposition of selections from principal modes of literature: poetry, prose fiction, and drama. Minimum of four papers (three to five pages each) and two in-class essays. Satisfies Letters and Science Writing II requirement. Letter grading.

4W. Critical Reading and Writing. (5) (Formerly numbered 4.) Lecture, four hours. Enforced requisite: English Composition 3 or 3H. Not open for credit to students with credit for former course 4. Introduction to literary analysis, with close reading and carefully written exposition of selections from principal modes of literature: poetry, prose fiction, and drama. Minimum of four papers (three to five pages each) and two in-class essays. Satisfies Letters and Science Writing II requirement. Letter grading.

English Composition

30W. Intermediate Academic Writing: Various Topics. (5) Lecture, four hours; discussion, one hour. Enforced requisite: course 3 or 3H. Theme-based interdisciplinary writing course. Assignments involve students in critical reading, application, and integration of sources. Minimum of 20 pages of revised text required. Satisfies Letters and Science Writing II requirement. Letter grading.

100W. Interdisciplinary Academic Writing. (5) (Formerly numbered 100.) Lecture, four hours. Requisite: course 3 or 3H. Not open to students with credit for former course 100. Designed for sophomores/juniors/seniors. Course in academic writing suitable for both lower and upper division students that helps them develop academic papers with a range of complexity and length. Focus on conventions of academic prose and genres across the disciplines. Written assignments include common forms of academic writing such as argument, research paper, and/or critical essay. Satisfies Letters and Science Writing II requirement. Letter grading.

German

60W. War. (5) Lecture, three hours; discussion, two hours. Enforced requisite: English Composition 3 or 3H. Reflection on cultural history of war — on its significance from anthropological, cultural, and philosophical perspectives rather than from perspective of political and historical gains and losses. Emphasis on World War I, a war in which political and military confrontation seemed particularly attuned to a sense of confrontationalism and scandal in cultural life. Satisfies Letters and Science Writing II requirement. Letter grading.

History

10BW. Introduction to Civilizations of Africa since 1800. (5) Lecture, three hours; discussion, two hours. Enforced requisite: English Composition 3 or 3H. Not open for credit to students with credit for course 10B or 10BH. Survey of social, economic, and political developments in Africa since 1800, with focus on slave trade, imperialism and colonialism, and nationalism and independence. Attention to different ideologies (nationalism, socialism, apartheid), rural/urban tensions, changing role of women. Four papers required. Satisfies Letters and Science Writing II requirement. Letter grading.

Honors Collegium

46W. Literature of Testimony. (6) Seminar, four hours; writing laboratory, two hours. Enforced requisite: English Composition 3 or 3H. Cross-cultural examination of 19th- and 20th-century literature of testimony functioning as acts of resistance, endorsement of inherited values, political activism, creation of knowledge, personal healing, and nation building. Satisfies Letters and Science Writing II requirement. Letter grading.

Russian

99BW. Russian Civilization in the 20th Century. (5) Lecture, three hours; discussion, one hour. Enforced requisite: English Composition 3 or 3H. Not open for credit to students with credit for course 99B. Survey of literature, theater, cinema, television, press, music, and arts. Emphasis on contemporary period, with constant reference to Russian and early Soviet antecedents. Weekly discussions focus on varied approaches to writing addressing class topics. Five short papers required. Satisfies Letters and Science Writing II requirement. Letter grading.

Scandinavian

50W. Introduction to Scandinavian Literature. (5) Lecture, two hours; discussion, two hour. Enforced requisite: English Composition 3 or 3H. Not open for credit to students with credit for course 50. Designed for students in general and for those wishing to prepare for more advanced and specialized studies in Scandinavian literature and culture. Selected works from literatures of Denmark, Norway, Sweden, Iceland, and Finland, ranging from myth, national epic, saga, and folktale through modern novel, poem, play, short story, and film, read in English and critically discussed. Satisfies Letters and Science Writing II requirement. Letter grading.

Pediatrics

98. Ethics, Art, and Science of Medicine. (4) Seminar, three hours. Enforced requisite: satisfaction of Subject A requirement. Exploration, in a series of seminars modeled on the Socratic method, of philosophical and medical literature pertaining to interrelationship of ethics, conduct, and medicine. Actual case histories encountered by instructor exemplify dilemmas in question. Letter grading. R. Gabriel

Professional Schools Seminar Program

Professional schools seminars are available to all students; however, freshmen and sophomores are preferred. Enrollment is limited to 15 to 20 students. For further information, contact the Professional Schools Seminar Program Office, 160 Powell Library, (310) 825-5467.

Architecture and Urban Design

98. Psychology of Architecture. (4) Seminar, three hours. Enforced requisite: satisfaction of Subject A requirement. Architecture is a discipline in which concerns embodied in designs are daunting, ranging from ensuring appropriate technical performance to determining functional suitability and maintaining aesthetic rigor. A less-explored aspect of architectural work is the emotional aspect of the process of design. Exploration of cognitive and emotional meaning of designs by several significant contemporary architects using one or more of their works as a basis for study. Letter grading. G. Rand

Dentistry

98C. Psychology of Personality Types. (4) Seminar, three hours. Enforced requisite: satisfaction of Subject A requirement. "What personality is, everybody knows, but nobody can tell." How personality impacts professional relationships and everyday life. Classic and contemporary typologies reveal how personality styles shape perception, behavior, and interaction with others. Letter grading. K. Mazey

Health Services

98H. Public Health Law and Policy: Private Rights and Social Responsibility. (4) Seminar, three hours. Enforced requisite: satisfaction of Subject A requirement. Examination of legal and policy issues affecting the U.S. health care system, including legal bases for governmental actions on health, limitations on governmental powers, legal regulation of health care resources, and equity and efficiency in health care. Specific issues include health insurance, reproductive rights, mental health and the law, legal aspects of AIDS, legislative strategies to promote healthful lifestyles, and legal/ethical issues in health care. Letter grading. R. Roemer

Neurobiology

98B. Mind, Brain, and Culture. (4) Seminar, three hours. Enforced requisite: satisfaction of Subject A requirement. Overview of structure, function, and role of the human brain: its development through time, people's struggle to understand their brain, techniques they use and some facts they have generated in this pursuit, its role as the central element in human culture, and its probable continuing change as a result of that evolving culture. Lecture, laboratory, and discussion of the brain and its role in human achievement. Letter grading. A. Scheibel

Class Listings

Online Course Listings

The online *Schedule of Classes* is current as of publication, but course listings change daily. See <http://www.registrar.ucla.edu/schedule> for real-time updates on closed, cancelled, and wait-list sections, time and room changes, and courses that are added that term.

Departments may post course changes at their counseling offices. In addition, department counselors may be able to provide real-time course information and the status of classes available.

View and print Study Lists at URSA OnLine (<http://www.ursa.ucla.edu/>) or check real-time class enrollment counts and wait-list numbers. Use the Study List and Course Information submenu of URSA Telephone (310-208-0425) for information on meeting day/time, location, and examination codes.

Course Listing Format

In the class listing midsection, departments are listed alphabetically, followed by their associated subdepartments or programs in alphabetical order. Under each department, course information is presented in separate columns across the page.

CATALOG NUMBER

The catalog number is used to identify particular courses. Courses numbered 1-99 are undergraduate lower division, 100-199 are undergraduate upper division, 200-299 and 500-599 are graduate level, 300-399 are professional teacher training, and 400-499 are other professional courses.

Concurrently scheduled courses (identified by a capital "C" before the catalog number) are pairs of courses, usually within a single department or program, for which credit is given at both the undergraduate and graduate level. Concurrently scheduled courses are offered at the same time and place with the same instructor, but work levels and performance standards are evaluated differently for students at each level.

Multiple-listed courses (identified by a capital "M" before the catalog number) are courses of the same format and level offered jointly by more than one department. For example, Language in Culture is offered by the Department of Anthropology (Anthropology M140) and the Department of Linguistics (Linguistics M146).

COURSE TITLE

Course title is the 19-character abbreviation of the course that appears on the transcript. See the *UCLA General Catalog* for the full title and description of the course.

ENF REQ — Enforced Requisites

Courses with enforced requisites are indicated with a Y; those without have an N. Undergraduates are prevented from enrolling if certain requisites have not been met as described in "Enrollment."

IM — Impacted Course (Letters and Science students only)

The impacted course column contains a Y for courses that are impacted and is blank for courses that are not. Letters and Science undergraduates are prevented from dropping impacted courses after the second week of a term except in exceptionally extenuating circumstances as described in "Enrollment."

ID NUMBER

The nine-digit I.D. number must be used for enrolling in a section. Numbers are printed only for the enrollment section of the course. This section controls official enrollment in the course. URSA requires the I.D. number for the appropriate section for enrollment and indicates multiple parts, such as lecture and discussion, required. The enrollment section, or secondary section, is generally the part of the course with the smallest enrollment capacity (discussion, laboratory, quiz, recitation). Generally, a lecture, seminar, or tutorial is called a primary section.

CLS TYP — Class Type

Class type, also called activity type, indicates the teaching format of the course, which is defined as follows:

1. ACT (Activity): Students develop technical or creative skills such as painting, music, drama, or design.
2. CLI (Clinic): Students learn professional skills by actual practice involving patients or clients.
3. CNF (Conference): Students and faculty interact through small classroom sessions involving substantial class participation.
4. DEM (Demonstration): Students take part in presentations and exhibitions involving substantial class participation.
5. DIS (Discussion): Students and faculty interact through small classroom sessions that involve substantial class participation.
6. FLD (Fieldwork): Students participate in short or extended field trips or in other types of nonclassroom settings.
7. LAB (Laboratory): Students carry out experiments requiring special laboratory equipment and facilities.
8. LEC (Lecture): Students attend faculty lectures that involve little or no student participation.
9. LSN (Listening): Students participate in audio presentations and exercises.
10. QIZ (Quiz): Students participate in sessions designed to review and test their understanding of course material.
11. REC (Recitation): Students take part in oral presentations and exhibitions involving substantial class participation.
12. RGP (Research Group Meeting): Students participate in graduate research group meetings.

Schedule Format at a Glance

| CATALOG NUMBER | COURSE TITLE | ENF REQ | IM | ID NUMBER | CLS TYP | SEC | FEE | DAYS | TIME | BUILDING/ROOM | INSTRUCTOR | ENRL CAP | XC | CR TP | UNITS |
|---|--------------|---------------------------------|----|---|---------|-------------------|-----|--------------------------------|------|---------------------------|------------|---------------------|----|-------------------------------------|-------|
| INDICATES REQUISITES ARE ENFORCED DURING ENROLLMENT | | | | INDICATES REQUISITES ARE ENFORCED DURING ENROLLMENT | | SECTION NUMBER | | DAY(S) OF WEEK THE CLASS MEETS | | LOCATION OF CLASS MEETING | | ENROLLMENT CAPACITY | | CREDIT TYPE | |
| COURSE'S NUMBER IN THE UCLA GENERAL CATALOG | | | | I.D. NUMBER USED TO ENROLL VIA URSA | | | | | | | | | | | |
| ABBREVIATED TITLE OF THE COURSE | | INDICATES IF COURSE IS IMPACTED | | TEACHING FORMAT OF COURSE | | MATERIALS USE FEE | | TIME OF CLASS MEETING | | NAME OF COURSE INSTRUCTOR | | FINAL EXAM CODE | | UNIT VALUE OR VALUE RANGE OF COURSE | |

13. SEM (Seminar): Students and faculty interact through small classroom sessions that involve substantial class participation.
14. STD (Studio): Students develop technical or creative skills such as painting, music, drama, or design.
15. TUT (Tutorial): Students meet individually with faculty to review work that each student conducts independently.
16. TVI (Televised Instruction): Students view material that has been prerecorded.

SEC — Section Number

A course may have multiple class types that must be taken together, such as lecture and discussion or lecture and laboratory. These class types are linked and are identified by the sequence printed and numbering schemes below:

1. Primary (lecture, seminar) sections are numbered sequentially (1-99). If a course has secondary sections belonging to a specific primary section (i.e., a compound class), they are numbered with the corresponding primary section number followed by a letter (A to Z). For example, for Chem 11A lecture section 1, you must choose from discussion sections 1A to 1Z. The class is listed as:

| | | |
|-----------------------|-------------|--------|
| 11A GENERAL CHEMISTRY | ----- | LEC 1 |
| | 142-081-201 | DIS 1A |
| | 142-081-202 | DIS 1B |
| | ----- | LEC 2 |
| | 142-081-221 | DIS 2A |
| | 142-081-222 | DIS 2B |
2. Any section type that may be associated with several other section types is indicated by the section number prefixed with a capital M. Combinations include
 - a. A course with secondary (discussion, laboratory, quiz) sections associated with any of several primary sections (e.g., Chinese 2).
 - b. A course with multiple primary (lecture) sections and multiple secondary (both laboratory and discussion required) sections, with the laboratory section associated with any of the primary sections, such as Physics 6. These courses identify the section type (lecture, laboratory, discussion), which is the ENROLLMENT SECTION.

FEE — Materials Use Fee

The Materials Use Fee is assessed in addition to term fees for each course that you are enrolled in as of the fourth week of classes. Multiple-part class series (such as lecture, laboratory, and discussion) list the fee with the primary section only. It covers the price of materials and supplies used in the course and appears on your BAR statement.

DAYS

Days of the week are abbreviated as follows:

| | | |
|---------|---|--|
| M | — | Monday |
| T | — | Tuesday |
| W | — | Wednesday |
| R | — | Thursday |
| F | — | Friday |
| S | — | Saturday |
| U | — | Sunday |
| TBA | — | To be arranged (time was not available at publication; contact the instructor or department) |
| UNSCHED | — | No regular meeting time (consult the instructor) |

TIME

Courses begin and end at the time listed. Minimum class meeting time is 50 minutes. Sometimes sections have more than one meeting time, which are listed on separate lines.

BUILDING/ROOM

The meeting location of a section is indicated by the building name abbreviation followed by the room number. Multiple meeting locations are listed on separate lines.

LS 2142 — Life Sciences 2142
 MS 4000A — Math Sciences 4000A
 PUB POL 1343 — Public Policy Building 1343

See University Buildings below for building names and locations.

INSTRUCTOR

The faculty member responsible for a course is listed with last name and first initial. "The Staff" indicates an instructor was not assigned as of publication.

ENRL CAP — Enrollment Capacity

Enrollment capacity indicates the number of students allowed to enroll in the section and is subject to departmental change. When you attempt to enroll and the capacity is full, you are informed of the wait-list size and your possible wait-list position.

XC — Examination Code

The code number indicates the examination period for the course final, which is generally based on the meeting time of the lecture section (see Final Examinations later in this section). Examination code information is available through URSA. Be sure to check your examination codes prior to finals week.

Do not enroll in courses that have conflicting meeting times as this creates a conflict in examination times. You must discuss any conflict with both instructors and may have to change sections or drop the course to avoid the conflict. Faculty members may use their discretion to establish ground rules for attendance, missed examinations, late term papers, or any other means of evaluation for the course.

CR TP — Credit Type

Credit type is indicated by the following grading detail codes:

1. G — Letter grade only
2. PN — Passed/Not Passed
3. SU — Satisfactory/Unsatisfactory
4. T1, T2, T3, T4 — A two-, three-, or four-term course (In Progress) in which no credit is granted until the completion of the series.
5. TP — A multiterm course with a final grade of Passed or Not Passed.
6. TS — A multiterm course with a final grade of Satisfactory or Unsatisfactory.

UNITS

Unit value is the workload credit given for a course. It is generally the same as credit toward a degree, except that some courses (e.g., English A, AP, 2P, 3P) may have less degree credit and/or no credit toward a degree (check the course description in the *UCLA General Catalog*). **The unit value of a multiple-part class series is listed with the primary section.**

RESTRICT — Restrictions

Course restrictions **print on the line following the section entry when enrollment is restricted to certain designations** of students:

1. **Department Consent or Instructor Consent.** A PTE # or an approved PTE form is required. Consent of department or instructor is no longer listed in the course description in the *UCLA General Catalog*. Such a restriction is subject to change by individual instructors and is only noted in the *Schedule of Classes*.
2. **Level.** Only students as indicated by the class level may enroll. (If the restriction is satisfied, a PTE # or an approved PTE form is not required when the section capacity has available spaces.) Levels are indicated as follows:
 - FR — Freshmen only
 - SO — Sophomores and above
 - JR — Juniors and above
 - SR — Seniors and above
 - GR — Graduate students only

See "Class Levels" in the "Academic Policies" section for unit breakdown for each level.

3. **College and/or Major.** Only students with the noted college and/or major(s) may enroll. (If the restriction is satisfied, a PTE # or an approved PTE form is not required when the section capacity has available spaces.) Thus, if a restriction reads "MATH/APP, ECON BUSINESS, BUS-ECON," the course is restricted to the specified majors.

University Buildings

Below is an alphabetical listing of building abbreviations found in class listings.

| | | | |
|----------|---|---------|--|
| ASHE | Arthur Ashe Student Health and Wellness Center | MP 100 | Medical Plaza 100 |
| AU | Ackerman Student Union | MP 200 | Medical Plaza 200 |
| BOELTER | Boelter Hall | MP 300 | Medical Plaza 300 |
| BOTANY | Botany | MS | Mathematical Sciences |
| BOYER | Boyer Hall (formerly Molecular Biology Institute) | MURPHY | Murphy Hall (Administration) |
| BRADLEY | Bradley Hall | NO FAC | No facility |
| BRI | Brain Research Institute | NPI&H | Neuropsychiatric Institute and Hospital |
| BUNCHE | Bunche Hall | NWAUD | Northwest Campus Auditorium |
| CAMPBELL | Campbell Hall | OFF CAM | Off campus |
| CHS | Center for the Health Sciences | PERLOFF | Perloff Hall |
| COLLINS | Collins Center for Executive Education | PL PH | Plant Physiology |
| CORNELL | Cornell Hall | POWELL | Powell Library |
| COVEL | Covel Commons (formerly Sunset Village Commons) | PUB HLT | Public Health, School of |
| DENT | Dentistry, School of | PUB POL | Public Policy Building |
| DICKSON | Dickson Art Center | RES LIB | Research Library |
| DODD | Dodd Hall | RNRC | Reed Neurological Research Center |
| ENGR I | Engineering I | ROLFE | Rolfe Hall |
| ENGR IV | Engineering IV | ROSNFLD | Rosenfeld Library |
| ENTRPNR | Entrepreneurs Hall | ROYCE | Royce Hall |
| FACTOR | Factor Health Sciences Building | SLICHTR | Slichter Hall |
| FERNALD | Fernald Center | SMB | Schoenberg Music Building (formerly Schoenberg Hall) |
| FIELD | Field | SPROUL | Sproul Hall |
| FOWLER | Fowler Museum of Cultural History | UES | University Elementary School |
| FRANZ | Franz Hall | WARREN | Warren Hall |
| GEOLOGY | Geology Building | WGYOUNG | Young Hall |
| GOLD | Gold Hall | WOODEN | Wooden Center |
| GONDA | Gonda (Goldschmied) Neuroscience and Genetics Research Center | YRL | Young Research Library |
| GSEIS | Education and Information Studies Building | | |
| HAINES | Haines Hall | | |
| HERSHEY | Hershey Hall | | |
| HLTHSCI | Center for the Health Sciences | | |
| IPAM | Institute for Pure and Applied Mathematics | | |
| JLNRC | Jerry Lewis Neuromuscular Research Center | | |
| JSEI | Jules Stein Eye Institute | | |
| KAUFMAN | Kaufman Hall (formerly Dance Building) | | |
| KH | Kerckhoff Hall | | |
| KINROSS | Kinross Building | | |
| KINSEY | Kinsey Hall | | |
| KNUDSEN | Knudsen Hall | | |
| KORN | Korn Convocation Hall | | |
| LAW | Law Building | | |
| LS | Life Sciences | | |
| MACDNLD | MacDonald Medical Research Laboratories | | |
| MACGOWN | Macgowan Hall | | |
| MCGWN E | Macgowan Hall East | | |
| MDCC | Marion Davies Children's Center | | |
| MELNITZ | Melnitz Hall | | |
| MG | Men's Gymnasium | | |
| MOL SCI | Molecular Sciences Building | | |
| MOORE | Moore Hall | | |

Spring 2002 Final Examinations

| | 8-11 a.m. | 11:30 a.m.- 2:30 p.m. | 3-6 p.m. | 6:30-9:30 p.m. |
|--------------------|-----------|--------------------------|----------|-------------------|
| Saturday, June 8 | 26 | 27 | 28 | 29 |
| Sunday, June 9 | 31 | 32 | 33 | 34 |
| Monday, June 10 | 9 | 6 | 16 | 7 |
| Tuesday, June 11 | 14 | 13 | 5 | 22 |
| Wednesday, June 12 | 2 | 12 | 8 | 23 |
| Thursday, June 13 | 15 | 4 | 1 | 24 |
| Friday, June 14 | 3 | 11 | No Exams | No Exams |

See [Notice of Change to Spring 2002 Final Examination Schedule.](#)

| Code | | Code | |
|----------|--|------|---|
| 1 | Thursday, June 13, 3-6 p.m. | 20 | To be arranged by instructor, if required |
| 2 | Wednesday, June 12, 8-11 a.m. | 22 | Tuesday, June 11, 6:30-9:30 p.m. |
| 3 | Friday, June 14, 8-11 a.m. | 23 | Wednesday, June 12, 6:30-9:30 p.m. |
| 4 | Thursday, June 13, 11:30 a.m.-2:30 p.m. | 24 | Thursday, June 13, 6:30-9:30 p.m. |
| 5 | Tuesday, June 11, 3-6 p.m. | 26 | Saturday, June 8, 8-11 a.m. |
| 6 | Monday, June 10, 11:30 a.m.-2:30 p.m. | 27 | Saturday, June 8, 11:30 a.m.-2:30 p.m. |
| 7 | Monday, June 10, 6:30-9:30 p.m. | 28 | Saturday, June 8, 3-6 p.m. |
| 8 | Wednesday, June 12, 3-6 p.m. | 29 | Saturday, June 8, 6:30-9:30 p.m. |
| 9 | Monday, June 10, 8-11 a.m. | 30 | Consult instructor for method of evaluation |
| 11 | Friday, June 14, 11:30 a.m.-2:30 p.m. | 31 | Sunday, June 9, 8-11 a.m. |
| 12 | Wednesday, June 12, 11:30 a.m.-2:30 p.m. | 32 | Sunday, June 9, 11:30 a.m.-2:30 p.m. |
| 13 | Tuesday, June 11, 11:30 a.m.-2:30 p.m. | 33 | Sunday, June 9, 3-6 p.m. |
| 14 | Tuesday, June 11, 8-11 a.m. | 34 | Sunday, June 9, 6:30-9:30 p.m. |
| 15 | Thursday, June 13, 8-11 a.m. | | |
| 16 | Monday, June 10, 3-6 p.m. | | |

Final Examination Policies

Final examinations, unless otherwise announced by the instructor, are held in the same room as class meetings. Examination codes are listed for each course in the *Schedule of Classes*, in the Study List selections on URSA Telephone and URSA OnLine, and on the printouts of updates that are available in the forms area counter next to 1104 Murphy Hall.

An instructor's method of evaluation must be announced at the beginning of the course. Final written examinations may not exceed three hours' duration and are given only at the times and places established and published by the department chair and the Registrar's Office (Senate Regulation A-332A). **In planning courses for a term, students are responsible for avoiding class conflicts and avoiding conflicting or multiple same-day final examinations. No student shall be excused from assigned final examinations except as provided in the following paragraphs.**

Policy on Alternate Examination Dates

In compliance with Section 92640(a) of the California Education Code, the University must accommodate requests for alternate examination dates at a time when that activity would not violate a student's religious creed. This requirement does not apply in the event that admin-

istering the test or examination at an alternate time would impose an undue hardship which could not reasonably be avoided.

Accommodation for alternate examination dates are worked out directly and on an individual basis between the student and the faculty member involved.

1. In general, students should make such requests of the instructor during the first two weeks of any given academic term, or as soon as possible after a particular examination date is announced by the instructor.
2. Students unable to reach a satisfactory arrangement with their instructor should contact the Office of Ombuds Services, 105 Strathmore Building, or the Office of the Dean of Students, 1206 Murphy Hall, for assistance.
3. Instructors who have questions or who wish to verify the nature of the religious event or practice involved should contact the Office of Ombuds Services or the Office of the Dean of Students for assistance.

This policy has been reviewed and approved by the Academic Senate Undergraduate Council. Faculty members should remember that while it is fully in their discretion to make arrangements with individual students for alternate examination times, including final examinations, faculty members must conduct the scheduled final examination for the class as a whole at the times and places established by the department chair and the Registrar's Office.

Spring 2002 Class Listings

Course times and locations may change. See the online *Schedule of Classes* at <http://www.registrar.ucla.edu/schedule> or URSA at <http://www.ursa.ucla.edu> for real-time updates.

| CATALOG NUMBER | COURSE TITLE | ENF REQ | IM ID NUMBER | CLS TYP | SEC | FEE | DAYS | TIME | BUILDING/ ROOM | INSTRUCTOR | ENRL CAP | XC | CR TP | UNITS |
|---|---|---------|--------------|---------|-----|-----|--------|--------------|----------------|--------------------|----------|----|-------|----------|
| AEROSPACE STUDIES | | | | | | | | | | | | | | |
| All L&S undergraduate courses, except independent studies and other similar courses without webpages, are subject to the Instructional Enhancement Fee. See Course Materials Fees under "Miscellaneous Fees" in the "Registration" section. | | | | | | | | | | | | | | |
| Z | LEADERSHIP LAB | N | 102-005-200 | LAB | 1 | | R | 3:00- 5:50P | ROYCE 190 | SHANER, P.A. | 100 | 30 | | 0.0 |
| 1C | FOUNDATION-USAF | N | 102-050-200 | LEC | 1 | | R | 2:00- 2:50P | KINSEY 230 | REYNOLDS, T.C. | 40 | 30 | | 2.0 |
| 20C | USAF AIR&SPACE POWR | N | 102-109-200 | LEC | 1 | | R | 1:00- 1:50P | BOELTER 5252 | MCINTOSH, R.A. | 25 | 30 | | 2.0 |
| 130C | AIR FRCE LDRSP STDS | Y | 102-403-200 | LEC | 1 | | R | 12:00- 2:50P | HERSHEY 1651 | SHANER, P.A. | 25 | 30 | | 4.0 |
| 140C | PREP-ACTIVE DUTY | Y | 102-447-200 | LEC | 1 | | R | 9:00-11:50A | HERSHEY 1651 | DELAP, R.A. | 25 | 30 | | 4.0 |
| AFRO-AMERICAN STUDIES | | | | | | | | | | | | | | |
| All L&S undergraduate courses, except independent studies and other similar courses without webpages, are subject to the Instructional Enhancement Fee. See Course Materials Fees under "Miscellaneous Fees" in the "Registration" section. | | | | | | | | | | | | | | |
| 6 | BLACK INTLCTL THGHT | N | 104-018-200 | LEC | 1 | | W | 6:00- 8:50P | ROLFE 3126 | LEMELLE, S. | 50 | 23 | G | 4.0 |
| C101 | TPCS-AFRO-AMER STDS | N | 104-305-200 | SEM | 1 | | MW | 1:00- 2:50P | BUNCHE 2156 | AYELE, N. | 20 | 06 | G | 4.0 |
| | Afro-American C101, seminar 1: Ethiopianism and the Black World | | 104-305-202 | SEM | 2 | | TR | 2:00- 3:20P | PUB POL 1270 | FLORES-PENA, Y.M. | 20 | 15 | G | 4.0 |
| | Afro-American C101, seminar 2: African Ritual Art of North American Diaspora | | 104-305-203 | SEM | 3 | | MW | 10:00-11:50A | DICKSON 3273 | KGOSITSILE, K.W. | 20 | 03 | G | 4.0 |
| | Afro-American C101, seminar 3: Introduction to African Fiction | | 104-305-204 | SEM | 4 | | T | 6:00- 8:50P | BUNCHE 3123 | TERVALON, J. | 20 | 22 | | 4.0 |
| | Afro-American C101, seminar 4: Creative Nonfiction | | 104-305-205 | SEM | 5 | | M | 6:00- 8:50P | KINSEY 94 | HILL, R.F. | 5 | 07 | | 4.0 |
| | Afro-American C101, seminar 5: Religion in the Black Community | | 104-308-200 | LEC | 1 | | R | 9:00-11:50A | MOORE 1003 | GABRIEL, T.H. | 5 | 12 | | 6.0 |
| M102 | CULTURE&MEDIA&L A | N | 104-312-200 | LEC | 1 | | F | 12:00- 2:50P | MACGOWN 1330 | ROBINSON, B.J. | 10 | 07 | G | 4.0 |
| | SAME AS : ASIA AM M197H, HNRS M102 | | | | | | | | | | | | | |
| | RESTRICT: INSTRUCTOR CONSENT | | | | | | | | | | | | | |
| M103E | AFR AM-DPRSSN-PRSN | N | 104-312-200 | LEC | 1 | | F | 12:00- 2:50P | MACGOWN 1330 | ROBINSON, B.J. | 10 | 07 | G | 4.0 |
| | SAME AS : THEATER M103E | | | | | | | | | | | | | |
| M104A | EARLY AFRO-AM LIT | Y | 104-314-200 | LEC | 1 | | WF | 2:00- 3:50P | ROLFE 3126 | JAMES, W.L. | 10 | 07 | | 5.0 |
| | SAME AS : ENGL M104A | | | | | | | | | | | | | |
| CM112D | AFRICAN AMERICN ART | N | 104-355-200 | LEC | 1 | | MW | 2:00- 3:50P | PUB POL 1222 | VONBLUM, P. | 30 | 07 | | 4.0 |
| | SAME AS : ART HIS CM112D | | | | | | | | | | | | | |
| M197A | TPCS-AFRO-AMRCN LIT | Y | 104-859-200 | SEM | 1 | | R | 12:00- 2:50P | ROLFE 3114 | KGOSITSILE, K.W. | 5 | 16 | | 5.0 |
| | SAME AS : ENGL M197A | | | | | | | | | | | | | |
| | | | 104-859-201 | SEM | 2 | | R | 9:00-11:50A | ROLFE 3114 | LOOBY, C.J. | 5 | 12 | | 5.0 |
| C201 | TPCS-AFRO-AMER STDS | N | 504-016-200 | SEM | 1 | | TR | 2:00- 3:20P | PUB POL 1270 | FLORES-PENA, Y.M. | 10 | 15 | G | 4.0 |
| | RESTRICT: GRADUATE STUDENTS | | | | | | | | | | | | | |
| | Afro-American C201, seminar 1: African Ritual Art of North American Diaspora | | 504-016-201 | SEM | 2 | | MW | 1:00- 2:50P | ROLFE 3106 | RETMAN, S.H. | 10 | 06 | G | 4.0 |
| | RESTRICT: GRADUATE STUDENTS | | | | | | | | | | | | | |
| | Afro-American C201, seminar 2: Literature and Laws of Segregation | | 504-016-202 | SEM | 3 | | T | 6:00- 8:50P | BUNCHE 3123 | TERVALON, J. | 5 | 22 | G | 4.0 |
| | RESTRICT: GRADUATE STUDENTS | | | | | | | | | | | | | |
| | Afro-American C201, seminar 3: Creative Nonfiction | | 504-016-204 | SEM | 4 | | M | 6:00- 8:50P | KINSEY 94 | HILL, R.F. | 5 | 07 | G | 4.0 |
| | RESTRICT: GRADUATE STUDENTS | | | | | | | | | | | | | |
| | Afro-American C201, seminar 4: Religion in the Black Community | | 504-066-200 | SEM | 1 | | W | 3:00- 5:50P | SMB 1846 | KEYES, C.L. | 5 | 30 | G | 4.0 |
| M211 | AFRICAN AMRCN MUSIC | Y | 504-066-200 | SEM | 1 | | W | 3:00- 5:50P | SMB 1846 | KEYES, C.L. | 5 | 30 | G | 4.0 |
| | SAME AS : ETHNOMU M211 | | | | | | | | | | | | | |
| CM212D | AFRICAN AMERICN ART | N | 504-075-200 | LEC | 1 | | MW | 2:00- 3:50P | PUB POL 1222 | VONBLUM, P. | 5 | 07 | | 4.0 |
| | SAME AS : ART HIS CM212D | | | | | | | | | | | | | |
| M240 | TREAT-AFRCN AM FMLY | N | 504-241-200 | SEM | 1 | | R | 10:00-11:50A | NPI&H C8885 | WYATT, G.E. | 10 | 30 | G | 3.0 |
| | SAME AS : PSYCTRY M240 | | | | | | | | | | | | | |
| | RESTRICT: GRADUATE STUDENTS | | | | | | | | | | | | | |
| AMERICAN INDIAN STUDIES | | | | | | | | | | | | | | |
| All L&S undergraduate courses, except independent studies and other similar courses without webpages, are subject to the Instructional Enhancement Fee. See Course Materials Fees under "Miscellaneous Fees" in the "Registration" section. | | | | | | | | | | | | | | |
| 10 | AMERICN INDIAN STDS | N | ----- | LEC | 1 | | MW | 2:00- 3:15P | DODD 175 | NABOKOV, P. | 100 | 07 | | 4.0 |
| | | | 105-030-201 | DIS | 1A | | T | 10:00-10:50A | BUNCHE 2160 | DE UNAMUNO, R.S. | 33 | | | 0.0 |
| | | | 105-030-202 | DIS | 1B | | W | 10:00-10:50A | BUNCHE 3288 | DE UNAMUNO, R.S. | 33 | | | 0.0 |
| | | | 105-030-203 | DIS | 1C | | R | 10:00-10:50A | BUNCHE 3288 | DE UNAMUNO, R.S. | 34 | | | 0.0 |
| 197 | AMERICN INDIAN STDS | N | 105-870-200 | LEC | 1 | | M | 4:00- 4:50P | ROLFE 3112 | SEKAQUAPTEWA, P.S. | 30 | 30 | G | 4.0 |
| | RESTRICT: INSTRUCTOR CONSENT | | | | | | | | | | | | | |
| | American Indian Studies 197, lecture 1: Nation Building: Developing Tribal Governments/Courts | | 105-870-201 | LEC | 2 | | T | 11:00- 1:50P | ROLFE 3134 | APODACA, P. | 30 | 13 | G | 4.0 |
| | American Indian Studies 197, lecture 2: Indians of California | | 105-870-202 | LEC | 3 | | W | 12:00- 2:50P | ROYCE 154 | HARJO, J. | 10 | 06 | G | 4.0 |
| | RESTRICT: JUNIORS AND ABOVE | | | | | | | | | | | | | |
| | American Indian Studies 197, lecture 3: Native Women's Literature | | 505-020-200 | SEM | 1 | | M | 3:00- 5:50P | PUB POL 1256 | CHAMPAGNE, D.W. | 15 | 08 | G | 4.0 |
| M200C | CNTMP ISS-AMER INDN | N | 505-020-200 | SEM | 1 | | M | 3:00- 5:50P | PUB POL 1256 | CHAMPAGNE, D.W. | 15 | 08 | G | 4.0 |
| | SAME AS : ANTHRO M269, SOCIOL M275 | | | | | | | | | | | | | |
| | RESTRICT: GRADUATE STUDENTS | | | | | | | | | | | | | |
| 201 | TPC-AMRCN INDN STDS | N | 505-030-200 | DIS | 1 | | W | 12:00- 2:50P | ROYCE 154 | HARJO, J. | 10 | 06 | | 4.0 |
| | RESTRICT: GRADUATE STUDENTS | | | | | | | | | | | | | |
| | American Indian Studies 201: Native Women's Literature | | 505-620-200 | SEM | 1 | | UNSCHE | | | NABOKOV, P. | 1 | 30 | SU | 1.0- 4.0 |
| 375 | TCHNG APRNTC PRCTCM | N | 505-620-200 | SEM | 1 | | UNSCHE | | | NABOKOV, P. | 1 | 30 | SU | 1.0- 4.0 |
| | RESTRICT: GRADUATE STUDENTS | | | | | | | | | | | | | |

| CATALOG NUMBER | COURSE TITLE | ENF REQ | IM ID NUMBER | CLS TYP | SEC | FEE | DAYS | TIME | BUILDING/ ROOM | INSTRUCTOR | ENRL CAP | XC | CR TP | UNITS |
|--|-----------------------|---------|--------------|---------|-----|-----|--------|--------------|----------------|-----------------|----------|----|-------|----------|
| 163 | TPCS-APPLIED ANTHRO | N | 111-708-200 | LEC | 1 | | TR | 12:30- 1:45P | HAINES A25 | BAYS, S.A. | 60 | 14 | | 4.0 |
| 173Q | LATIN AMRCN COMMNTS | N | 111-761-200 | LEC | 1 | | TR | 11:00-12:15P | HAINES A25 | SOARES, C.A. | 60 | 13 | | 4.0 |
| 175Q | CHANGE-CONTMP CHINA | N | 111-783-200 | LEC | 1 | | MW | 12:30- 1:45P | FOWLER A139 | YAN, Y. | 60 | 05 | | 4.0 |
| 175Y | CHINESE FAM&KINSHIP | N | 111-795-200 | LEC | 1 | | R | 2:00- 4:50P | KINSEY 94 | YAN, Y. | 10 | 16 | G | 4.0 |
| 186 | MODELS&MDLNG-ANTHRO | N | 111-821-200 | LEC | 1 | | TR | 9:30-10:45A | FOWLER A139 | READ, D.W. | 60 | 12 | G | 4.0 |
| 197HB | FIELD METHODS | N | 111-847-200 | SEM | 1 | | R | 1:00- 3:50P | ROLFE 3127 | THE STAFF | 10 | 30 | G | 4.0 |
| 197K | EVOLUTION AND MIND | N | 111-856-200 | SEM | 1 | | M | 2:00- 4:50P | HAINES 310 | BARRETT, H.C. | 18 | 08 | | 2.0- 4.0 |
| Anthropology 197K: Evolution and the Mind | | | | | | | | | | | | | | |
| M197M | STIGMA-ANTHRO-OTHER | N | 111-862-200 | SEM | 1 | | TR | 2:00- 4:50P | ROLFE 3134 | | 10 | 15 | | 4.0 |
| SAME AS : HNRS M144 | | | | | | | | | | | | | | |
| 197P | MASCULINITIES | N | 111-864-200 | SEM | 1 | | R | 2:00- 4:50P | HAINES 314 | HAMMOND, P.B. | 20 | 16 | | 2.0- 4.0 |
| RESTRIC: INSTRUCTOR CONSENT | | | | | | | | | | | | | | |
| Anthropology 197P: Masculinities: Cultural Construction of Male Gender and Sexuality | | | | | | | | | | | | | | |
| 203C | SOCIOCULTURL ANTHRO | N | 511-027-200 | SEM | 1 | | M | 9:00-11:50A | HAINES 314 | PARK, K. | 15 | 01 | G | 4.0 |
| RESTRIC: ANTHROPOLOGY GRADUATE STUDENTS | | | | | | | | | | | | | | |
| M211 | REGNL ANLY-ARCHEOL | N | 511-048-200 | LEC | 1 | | F | 12:30- 3:20P | FOWLER A222 | STEINBERG, J.M. | 5 | 30 | G | 4.0 |
| SAME AS : ARCHEOL M201C | | | | | | | | | | | | | | |
| RESTRIC: GRADUATE STUDENTS | | | | | | | | | | | | | | |
| M212S | LAB TOPICS-ARCHAEOLOG | N | 511-051-200 | LEC | 1 | | W | 2:00- 4:50P | FOWLER A312 | POPPER, V.S. | 3 | 30 | | 4.0 |
| SAME AS : ARCHEOL M205A | | | | | | | | | | | | | | |
| RESTRIC: GRADUATE STUDENTS | | | | | | | | | | | | | | |
| Anthropology M212S: Paleoethnobotany | | | | | | | | | | | | | | |
| 233Q | AESTHETIC ANTHRO | N | 511-141-200 | LEC | 1 | | T | 11:00- 1:50P | HAINES 314 | MAHON, M.E. | 15 | 13 | | 4.0 |
| RESTRIC: ANTHROPOLOGY GRADUATE STUDENTS | | | | | | | | | | | | | | |
| M241 | TOPICS-LING ANTHRO | N | 511-167-200 | LEC | 1 | | R | 2:00- 4:50P | HAINES 310 | BESNIER, N. | 15 | 30 | | 4.0 |
| SAME AS : LING M246C | | | | | | | | | | | | | | |
| RESTRIC: GRADUATE STUDENTS | | | | | | | | | | | | | | |
| Anthropology M241, lecture 1: Language and Desire | | | | | | | | | | | | | | |
| | | | 511-167-201 | LEC | 2 | | T | 2:00- 4:50P | HAINES 314 | KROSKRITY, P.V. | 12 | 30 | | 4.0 |
| RESTRIC: GRADUATE STUDENTS | | | | | | | | | | | | | | |
| Anthropology M241, lecture 2: Anthropology and Verbal Art | | | | | | | | | | | | | | |
| M264 | LATIN AM TRAD MED | N | 511-266-200 | LEC | 1 | | W | 10:00-12:50P | PUB HLT 41235 | TAUB, B. | 5 | 02 | G | 4.0 |
| SAME AS : COM HLT M264, LAT AM M264 | | | | | | | | | | | | | | |
| RESTRIC: GRADUATE STUDENTS | | | | | | | | | | | | | | |
| M265 | ANTH-GENTC KNOWLDGE | N | 511-268-200 | SEM | 1 | | W | 9:00-11:50A | HAINES 314 | BROWNER, C. | 6 | 02 | G | 4.0 |
| SAME AS : PSYCTRY M283 | | | | | | | | | | | | | | |
| RESTRIC: GRADUATE STUDENTS | | | | | | | | | | | | | | |
| M269 | CNTMP ISS-AMER INDN | N | 511-292-200 | SEM | 1 | | M | 3:00- 5:50P | PUB POL 1256 | CHAMPAGNE, D.W. | 5 | 08 | G | 4.0 |
| SAME AS : AM IND M200C, SOCIOL M275 | | | | | | | | | | | | | | |
| RESTRIC: GRADUATE STUDENTS | | | | | | | | | | | | | | |
| 277 | ANTHRO OF CHINA | N | 511-405-200 | SEM | 1 | | R | 2:00- 4:50P | KINSEY 94 | YAN, Y. | 10 | 16 | | 4.0 |
| RESTRIC: GRADUATE STUDENTS | | | | | | | | | | | | | | |
| M284 | QUALTV RSCH MTHDLGY | N | 511-441-200 | DIS | 1 | | M | 9:00-11:50A | PUB HLT 61262 | TAUB, B. | 10 | 01 | G | 4.0 |
| SAME AS : COM HLT M216 | | | | | | | | | | | | | | |
| RESTRIC: GRADUATE STUDENTS | | | | | | | | | | | | | | |
| | | | 511-441-201 | DIS | 2 | | M | 12:00- 2:50P | HAINES 314 | SOARES, C.A. | 12 | 05 | G | 4.0 |
| RESTRIC: GRADUATE STUDENTS | | | | | | | | | | | | | | |
| 285P | ANTHRO&ARCHEOL THRY | N | 511-450-200 | SEM | 1 | | R | 2:00- 4:50P | FOWLER A312 | READ, D.W. | 10 | 16 | | 4.0 |
| RESTRIC: GRADUATE STUDENTS | | | | | | | | | | | | | | |
| Anthropology 285P: Cultural Evolution | | | | | | | | | | | | | | |
| 287P | ANTHRO&COLONIALISM | N | 511-457-200 | LEC | 1 | | T | 2:00- 4:50P | HAINES 310 | TAMANOI, M. | 12 | 15 | | 4.0 |
| RESTRIC: GRADUATE STUDENTS | | | | | | | | | | | | | | |
| 297 | SLCTD TOPICS-ANTHRO | N | 511-521-200 | SEM | 1 | | R | 9:00-10:50A | HAINES 314 | TAMANOI, M. | 10 | 12 | | 2.0- 4.0 |
| RESTRIC: ANTHROPOLOGY GRADUATE STUDENTS | | | | | | | | | | | | | | |
| Anthro 297, seminar 1: Politics, Identity, and Transnationalism | | | | | | | | | | | | | | |
| | | | 511-521-203 | SEM | 3 | | M | 12:00- 1:30P | HAINES 352 | FESSLER, D. | 12 | 30 | | 2.0- 4.0 |
| RESTRIC: INSTRUCTOR CONSENT | | | | | | | | | | | | | | |
| Anthropology 297, seminar 3: Behavior, Evolution, and Culture | | | | | | | | | | | | | | |
| | | | 511-521-204 | SEM | 4 | | M | 3:00- 5:30P | ROLFE 2126 | HOLLAN, D.W. | 30 | 30 | | 2.0- 4.0 |
| RESTRIC: INSTRUCTOR CONSENT | | | | | | | | | | | | | | |
| Anthropology 297, seminar 4: Mind, Medicine, and Culture | | | | | | | | | | | | | | |
| | | | 511-521-205 | SEM | 5 | | W | 4:00- 5:50P | HAINES 332 | DURANTI, A. | 10 | 30 | | 2.0- 4.0 |
| RESTRIC: INSTRUCTOR CONSENT | | | | | | | | | | | | | | |
| Anthropology 297, seminar 5: Anthropology Discourse Laboratory | | | | | | | | | | | | | | |
| 495 | TEACHING ANTHRO | N | 511-790-200 | SEM | 1 | | UNSCHE | | | DUTHIE, L.M. | 10 | 30 | SU | 2.0- 4.0 |
| RESTRIC: ANTHROPOLOGY GRADUATE STUDENTS | | | | | | | | | | | | | | |

APPLIED LINGUISTICS AND TEACHING ENGLISH AS A SECOND LANGUAGE

Applied Linguistics and Teaching English as a Second Language

All L&S undergraduate courses, except independent studies and other similar courses without webpages, are subject to the Instructional Enhancement Fee. See Course Materials Fees under "Miscellaneous Fees" in the "Registration" section.

| | | | | | | | | | | | | | | |
|----------------------------|---------------------|---|-------------|-----|---|--|----|--------------|-------------|-------------------|----|----|----|-----|
| 98T | MORALTY&LANG&INTRCT | N | 112-290-200 | SEM | 1 | | TR | 12:00- 1:50P | BUNCHE 3169 | SCHICK, L.S. | 15 | 14 | G | 5.0 |
| C115 | MEDIA-SECND LANG ED | Y | 112-390-200 | LEC | 1 | | MW | 12:00- 1:50P | ROLFE 2112 | GOODWIN, J. | 13 | 30 | | 4.0 |
| C117 | LIT-SECOND LANG ED | Y | 112-403-200 | LEC | 1 | | TR | 12:00- 1:50P | ROLFE 2112 | JENSEN, L. | 13 | 30 | | 4.0 |
| C118 | LANG TEACHNG PRCTCM | Y | 112-408-200 | SEM | 1 | | F | 9:00-11:50A | ROLFE 2112 | BRINTON, D.M. | 13 | 30 | PN | 4.0 |
| 202 | LANGUAGE ACQUISITN | N | 512-012-200 | SEM | 1 | | MW | 10:00-11:50A | MS 5217 | SCHUMANN, J.H. | 25 | 30 | G | 4.0 |
| RESTRIC: GRADUATE STUDENTS | | | | | | | | | | | | | | |
| C215 | MEDIA-SECND LANG ED | N | 512-091-200 | LEC | 1 | | MW | 12:00- 1:50P | ROLFE 2112 | GOODWIN, J. | 12 | 30 | | 4.0 |
| RESTRIC: GRADUATE STUDENTS | | | | | | | | | | | | | | |
| C217 | LIT-SECOND LANG ED | N | 512-103-200 | LEC | 1 | | TR | 12:00- 1:50P | ROLFE 2112 | JENSEN, L. | 12 | 30 | | 4.0 |
| RESTRIC: GRADUATE STUDENTS | | | | | | | | | | | | | | |
| C218 | LANG TEACHNG PRCTCM | N | 512-108-200 | SEM | 1 | | F | 9:00-11:50A | ROLFE 2112 | BRINTON, D.M. | 12 | 30 | SU | 4.0 |
| RESTRIC: GRADUATE STUDENTS | | | | | | | | | | | | | | |
| C219 | CUR ISS-LANGUAGE ED | N | 512-114-200 | SEM | 1 | | W | 8:00- 9:50A | HAINES A28 | BRINTON, D.M. | 18 | 30 | | 4.0 |
| RESTRIC: GRADUATE STUDENTS | | | | | | | | | | | | | | |
| 249 | LANGUAGE ASSESSMENT | N | 512-294-200 | SEM | 1 | | TR | 10:00-11:50A | ROLFE 2118 | BACHMAN, L.F. | 20 | 30 | | 4.0 |
| RESTRIC: GRADUATE STUDENTS | | | | | | | | | | | | | | |
| 250 | LANGUAGE ASSESSMENT | N | 512-300-200 | SEM | 1 | | TR | 4:00- 5:50P | ROLFE 2112 | MARCOULIDES, G.A. | 20 | 30 | | 4.0 |
| RESTRIC: GRADUATE STUDENTS | | | | | | | | | | | | | | |
| 258 | ASSESSMENT LAB | N | 512-348-200 | LAB | 1 | | F | 9:00-11:50A | ROLFE 2118 | BACHMAN, L.F. | 20 | 30 | | 4.0 |
| RESTRIC: GRADUATE STUDENTS | | | | | | | | | | | | | | |

| CATALOG NUMBER | COURSE TITLE | ENF REQ | IM ID NUMBER | CLS TYP | SEC | FEE | DAYS | TIME | BUILDING/ ROOM | INSTRUCTOR | ENRL CAP | XC | CR TP | UNITS |
|----------------|---------------------|---------|-----------------------------|---------|-----|-----|--------|--------------|----------------|------------------|----------|----|-------|----------|
| 260 | DISCOURSE ANALYSIS | N | 512-360-200 | SEM 1 | | | MW | 12:00- 1:50P | ROLFE 2117 | GOODWIN, C. | 20 | 30 | G | 4.0 |
| | | | RESTRICT: GRADUATE STUDENTS | | | | | | | | | | | |
| 268 | CROSSLING RSRCH LAB | N | 512-408-200 | LAB 1 | | | TBA | | | ANDERSEN, R.W. | 20 | 30 | | 4.0 |
| | | | RESTRICT: GRADUATE STUDENTS | | | | | | | | | | | |
| 271 | COHESN ANLY-ENGLISH | N | 512-426-200 | SEM 1 | | | TR | 12:00- 1:50P | ROLFE 2118 | CELCE-MURCIA, M. | 12 | 30 | G | 4.0 |
| | | | RESTRICT: GRADUATE STUDENTS | | | | | | | | | | | |
| 291 | CURR ISS-APP LING | N | 512-546-200 | SEM 1 | | | TR | 4:00- 5:50P | ROLFE 2118 | STEEN, F.F. | 20 | 30 | | 4.0 |
| | | | RESTRICT: GRADUATE STUDENTS | | | | | | | | | | | |
| 375 | TCHNG APRNTC PRCTCM | N | 512-590-200 | SEM 1 | | | UNSCHE | | | HOLTEN, C. | 25 | 30 | SU | 1.0- 4.0 |
| | | | RESTRICT: GRADUATE STUDENTS | | | | | | | | | | | |
| 400 | AP&TESL COLLOQUIUM | N | 512-600-200 | LEC 1 | | | F | 12:00- 1:50P | ROLFE 2118 | CELCE-MURCIA, M. | 25 | 30 | SU | 4.0 |
| | | | RESTRICT: GRADUATE STUDENTS | | | | | | | | | | | |

English as a Second Language

All L&S undergraduate courses, except independent studies and other similar courses without webpages, are subject to the Instructional Enhancement Fee. See Course Materials Fees under "Miscellaneous Fees" in the "Registration" section.

The English as a Second Language Placement Examination (ESLPE) will be given Tuesday, March 26, 2002, from 6 to 10 p.m. Register one hour before the scheduled start of the examination in 1200 Rolfe Hall.

Bring your UCLA photo identification (BruinCard) and a No. 2 pencil. THERE MAY BE A FEE FOR THIS EXAMINATION.

YOU ARE REQUIRED TO TAKE THE ENGLISH AS A SECOND LANGUAGE PLACEMENT EXAMINATION DURING YOUR FIRST QUARTER OF STUDY AT UCLA. FAILURE TO DO SO RESULTS IN A HOLD ON FUTURE ENROLLMENT AND CAMPUS SERVICES.

| | | | | | | | | | | | | | | |
|-----|---------------------|---|------------------------------|-------|--|--|----|--------------|-------------|---------------|----|----|---|-----|
| 33C | ENGL AS A 2ND LANG | Y | 197-101-200 | LEC 1 | | | TR | 10:00-11:50A | BUNCHE 3178 | BRINTON, D.M. | 20 | 26 | | 4.0 |
| | | | F 10:00-10:50A ROLFE 2135 | | | | | | | | | | | |
| | | Y | 197-101-201 | LEC 2 | | | TR | 8:00- 9:50A | ROLFE 2112 | BRINTON, D.M. | 20 | 26 | | 4.0 |
| | | | F 8:00- 8:50A ROLFE 2112 | | | | | | | | | | | |
| | | Y | 197-101-202 | LEC 3 | | | MW | 2:00- 4:20P | ROLFE 2118 | BRINTON, D.M. | 20 | 30 | | 4.0 |
| | | | RESTRICT: GRADUATE STUDENTS | | | | | | | | | | | |
| 35 | DVLP COMP-ESL STDTS | Y | 197-105-200 | LEC 1 | | | TR | 2:00- 3:50P | ROLFE 2112 | BRINTON, D.M. | 18 | 30 | G | 5.0 |
| | | Y | 197-105-201 | LEC 2 | | | MW | 10:00-11:50A | ROLFE 2118 | BRINTON, D.M. | 18 | 30 | G | 5.0 |
| | | Y | 197-105-202 | LEC 3 | | | MW | 4:00- 5:50P | ROLFE 2112 | BRINTON, D.M. | 18 | 30 | G | 5.0 |
| 37 | ENGLISH GRAMMR&STYL | Y | 197-112-200 | LEC 1 | | | MW | 12:00- 1:50P | ROLFE 2118 | THE STAFF | 20 | 30 | | 4.0 |
| 38 | STRESS&INTONATION | N | 197-118-200 | LEC 1 | | | TR | 10:00-11:50A | ROLFE 2112 | GOODWIN, J. | 18 | 30 | | 4.0 |
| 39A | LANG&FLUENCY TRAING | N | 197-124-200 | LEC 1 | | | MW | 8:00- 9:50A | ROLFE 2112 | BRINTON, D.M. | 18 | 30 | | 4.0 |
| | | | F 8:00- 9:50A HAINES 110 | | | | | | | | | | | |
| 39C | PRESNTN&DISC LEADNG | N | 197-126-200 | LEC 1 | | | MW | 2:00- 3:50P | ROLFE 2112 | BRINTON, D.M. | 18 | 30 | | 4.0 |
| | | | RESTRICT: INSTRUCTOR CONSENT | | | | | | | | | | | |
| 108 | PRONUNCIATION | Y | 197-348-200 | LEC 1 | | | MW | 10:00-11:50A | ROLFE 2112 | THE STAFF | 18 | 30 | | 4.0 |
| 109 | INTRO-LIT-ESL STDTS | Y | 197-354-200 | LEC 1 | | | TR | 2:00- 3:50P | ROLFE 2118 | CHIK, C.A. | 20 | 30 | | 4.0 |

ARCHAEOLOGY

All L&S undergraduate courses, except independent studies and other similar courses without webpages, are subject to the Instructional Enhancement Fee. See Course Materials Fees under "Miscellaneous Fees" in the "Registration" section.

| | | | | | | | | | | | | | | |
|-------|--------------------|---|--|-------|--|--|---|--------------|-------------|-----------------|----|----|---|----------|
| M201C | REGNL ANLY-ARCHEOL | N | 515-032-200 | LEC 1 | | | F | 12:30- 3:20P | FOWLER A222 | STEINBERG, J.M. | 10 | 07 | G | 4.0 |
| | | | SAME AS : ANTHRO M211 | | | | | | | | | | | |
| | | | RESTRICT: ARCHAEOLOGY MAJORS | | | | | | | | | | | |
| M205A | LAB TOPICS-ARCHEOL | N | 515-052-200 | LEC 1 | | | W | 2:00- 4:50P | FOWLER A312 | POPPER, V.S. | 2 | 09 | | 4.0 |
| | | | SAME AS : ANTHRO M212S | | | | | | | | | | | |
| | | | RESTRICT: GRADUATE STUDENTS | | | | | | | | | | | |
| | | | Archaeology M205A: Paleoethnobotany | | | | | | | | | | | |
| 220 | TOPICS-ARCHAEOLOGY | N | 515-144-200 | LEC 1 | | | R | 2:00- 4:50P | FOWLER A222 | MORRIS, S.P. | 30 | 30 | | 2.0/ 4.0 |
| | | | RESTRICT: GRADUATE STUDENTS | | | | | | | | | | | |
| | | | Archaeology 220: Archaeology of Ritual | | | | | | | | | | | |

ARCHITECTURE AND URBAN DESIGN

| | | | | | | | | | | | | | | |
|-------|---------------------|---|------------------------------|-------|--|--|--------|-------------|---------------|-----------------|----|----|----|----------|
| 98 | PSYCH OF ARCHTCTURE | N | 114-290-200 | SEM 1 | | | R | 2:00- 4:50P | PERLOFF 1209B | RAND, G. | 20 | 16 | G | 4.0 |
| 194B | HIST-ARCH&URBN DSGN | N | 114-861-200 | LEC 1 | | | TBA | | | KULPER, A.C. | 50 | 30 | G | 4.0 |
| M225C | FNDMNTLS-ARCHITCTNC | N | 514-141-200 | LEC 1 | | | W | 9:30-12:30P | PERLOFF B126 | MARCH, L.J. | 0 | 30 | | 4.0 |
| | | | SAME AS : DESMA CM223 | | | | | | | | | | | |
| | | | RESTRICT: GRADUATE STUDENTS | | | | | | | | | | | |
| M227C | USER INTERACTN-DSGN | N | 514-190-200 | LEC 1 | | | TBA | | | LIGGETT, R.S. | 0 | 30 | | 4.0 |
| | | | SAME AS : DESMA CM243 | | | | | | | | | | | |
| M272 | RL ESTATE DEV&FINNC | N | 514-480-200 | LEC 1 | | | R | 9:00-11:50A | PUB POL 3343C | RICHMAN, N.T. | 5 | 30 | | 4.0 |
| | | | SAME AS : URB PLN M272 | | | | | | | | | | | |
| 289 | SPL TPS-ARCH&URB DS | N | 514-556-201 | LEC 1 | | | TBA | | | CUFF, D. | 20 | 30 | | 2.0- 4.0 |
| | | | RESTRICT: INSTRUCTOR CONSENT | | | | | | | | | | | |
| | | | 514-556-202 | LEC 2 | | | TBA | | | ERDMAN, D.C. | 20 | 30 | | 2.0- 4.0 |
| | | | RESTRICT: INSTRUCTOR CONSENT | | | | | | | | | | | |
| | | | 514-556-203 | LEC 3 | | | TBA | | | FAVRO, D.G. | 20 | 30 | | 2.0- 4.0 |
| | | | RESTRICT: INSTRUCTOR CONSENT | | | | | | | | | | | |
| | | | 514-556-204 | LEC 4 | | | TBA | | | FAVRO, D.G. | 20 | 30 | | 2.0- 4.0 |
| | | | RESTRICT: INSTRUCTOR CONSENT | | | | | | | | | | | |
| | | | 514-556-205 | LEC 5 | | | TBA | | | JEFFERSON, R.A. | 20 | 30 | | 2.0- 4.0 |
| | | | RESTRICT: INSTRUCTOR CONSENT | | | | | | | | | | | |
| | | | 514-556-206 | LEC 6 | | | TBA | | | LAVIN, S. | 20 | 30 | | 2.0- 4.0 |
| | | | RESTRICT: INSTRUCTOR CONSENT | | | | | | | | | | | |
| 375 | TCHNG APRNTC PRCTCM | N | 514-600-200 | SEM 1 | | | UNSCHE | | | CUFF, D. | 1 | 30 | SU | 1.0- 4.0 |
| | | | 514-600-201 | SEM 2 | | | UNSCHE | | | JEFFERSON, R.A. | 1 | 30 | SU | 1.0- 4.0 |
| | | | 514-600-202 | SEM 3 | | | UNSCHE | | | KULPER, A.C. | 1 | 30 | SU | 1.0- 4.0 |
| | | | 514-600-203 | SEM 4 | | | UNSCHE | | | LOCKE, A. | 1 | 30 | SU | 1.0- 4.0 |
| | | | 514-600-204 | SEM 5 | | | UNSCHE | | | PAULL, M. | 1 | 30 | SU | 1.0- 4.0 |
| | | | 514-600-205 | SEM 6 | | | UNSCHE | | | RAND, G. | 1 | 30 | SU | 1.0- 4.0 |
| 401 | ADV TOPICS-STUDIO | Y | 514-603-201 | STU 1 | | | MWF | 2:00- 5:50P | PERLOFF | | 14 | 30 | G | 6.0 |
| | | | RESTRICT: INSTRUCTOR CONSENT | | | | | | | | | | | |
| | | | 514-603-202 | STU 2 | | | MWF | 2:00- 5:50P | PERLOFF | | 14 | 30 | G | 6.0 |
| | | | RESTRICT: INSTRUCTOR CONSENT | | | | | | | | | | | |
| | | | 514-603-203 | STU 3 | | | MWF | 2:00- 5:50P | PERLOFF | THE STAFF | 14 | 30 | G | 6.0 |
| | | | RESTRICT: INSTRUCTOR CONSENT | | | | | | | | | | | |
| | | | 514-603-204 | STU 4 | | | MWF | 2:00- 5:50P | PERLOFF | | 14 | 30 | G | 6.0 |
| | | | RESTRICT: INSTRUCTOR CONSENT | | | | | | | | | | | |
| | | | 514-603-205 | STU 5 | | | MWF | 2:00- 5:50P | PERLOFF | | 14 | 30 | G | 6.0 |
| | | | RESTRICT: INSTRUCTOR CONSENT | | | | | | | | | | | |

| CATALOG NUMBER | COURSE TITLE | ENF REQ | IM ID NUMBER | CLS TYP | SEC | FEE | DAYS | TIME | BUILDING/ ROOM | INSTRUCTOR | ENRL CAP | XC | CR TP | UNITS |
|--|---------------------|---------|---|---------|-----|-----|------|-------------|----------------|-------------------|----------|----|-------|----------|
| 403C | RESEARCH STUDIO | N | 514-608-201 | STU | 1 | | TBA | | PERLOFF | LANG, J. | 15 | 30 | T3 | 6.0 |
| | | | RESTRIC: ARCHITECTURE MAJORS | | | | | | | | | | | |
| | | | 514-608-202 | STU | 2 | | TBA | | PERLOFF | RICHTER, D.E. | 15 | 30 | T3 | 6.0 |
| 413 | BLDG DSN-LNDSCP STU | Y | 514-632-200 | STU | 1 | | MWF | 2:00- 5:50P | PERLOFF | B320 | 33 | 30 | G | 6.0 |
| | | | RESTRIC: ARCHITECTURE MAJORS | | | | | | | | | | | |
| 432 | STRUCTURES II | Y | 514-677-200 | LEC | 1 | | TR | 9:30-10:50A | PERLOFF | B320 | 33 | 30 | | 4.0 |
| | | | RESTRIC: ARCHITECTURE MAJORS | | | | | | | | | | | |
| 437 | BUILDING CONSTRUCTN | N | 514-688-200 | LAB | 1 | | TBA | | PERLOFF | | 30 | 30 | G | 4.0 |
| | | | RESTRIC: ARCHITECTURE MAJORS | | | | | | | | | | | |
| 442 | BUILDNG CLIMATOLOGY | N | 514-698-200 | LEC | 1 | | TBA | | PERLOFF | | 33 | 30 | | 4.0 |
| | | | RESTRIC: ARCHITECTURE MAJORS | | | | | | | | | | | |
| 461 | ARCHITCTRL PRACTICE | N | 514-735-201 | LEC | 1 | | T | 2:00- 4:50P | PERLOFF | 1243C | 33 | 30 | | 4.0 |
| | | | RESTRIC: INSTRUCTOR CONSENT | | | | | | | | | | | |
| ART | | | | | | | | | | | | | | |
| For undergraduate studio courses, attendance at the first two class meetings is MANDATORY. Failure to attend the first two class meetings results in your being dropped from the course. | | | | | | | | | | | | | | |
| 1A | DRAWING | N | 119-001-200 | STU | 1 | | MW | 1:00- 4:50P | DICKSON | | 15 | 30 | | 4.0 |
| | | | RESTRIC: ART MAJORS | | | | | | | | | | | |
| 1B | SCULPTURE | N | 119-002-200 | STU | 1 | | TR | 8:00-11:50A | DICKSON | RUBINS, N.J. | 15 | 30 | | 4.0 |
| | | | RESTRIC: ART MAJORS | | | | | | | | | | | |
| 11A | PAINTING | N | 119-016-200 | STU | 1 | | TR | 1:00- 4:50P | DICKSON | TRAN, T.V. | 15 | 30 | | 4.0 |
| | | | RESTRIC: ART MAJORS | | | | | | | | | | | |
| 11B | PHOTOGRAPHY | N | 119-017-200 | STU | 1 | | MW | 8:00-11:50A | DICKSON | | 15 | 30 | | 4.0 |
| | | | RESTRIC: ART MAJORS | | | | | | | | | | | |
| 11D | NEW GENRES | N | 119-019-200 | STU | 1 | | MW | 1:00- 4:50P | DICKSON | RUPPERSBERG, A. | 15 | 30 | | 4.0 |
| | | | RESTRIC: ART MAJORS | | | | | | | | | | | |
| 11E | CERAMICS | N | 119-020-200 | STU | 1 | | TR | 1:00- 4:50P | DICKSON | | 15 | 30 | G | 4.0 |
| | | | RESTRIC: ART MAJORS | | | | | | | | | | | |
| 32 | SURVEY-CRIT THOUGHT | N | 119-112-200 | DIS | 1 | | F | 9:00-11:50A | DICKSON | HOPKINS, H.T. | 35 | 30 | | 4.0 |
| | | | RESTRIC: ART MAJORS | | | | | | | | | | | |
| 100 | ISSUES-CONTEMP ART | Y | 119-300-200 | DIS | 1 | | F | 1:00- 3:50P | PERLOFF | B126 | 30 | 30 | G | 4.0 |
| | | | RESTRIC: ART MAJORS & JUNIORS AND ABOVE | | | | | | | | | | | |
| 130 | ADVANCED DRAWING | Y | 119-624-200 | STU | 1 | | MW | 8:00-11:50A | DICKSON | STRODE, T.W. | 15 | 30 | G | 4.0 |
| | | | RESTRIC: ART MAJORS & JUNIORS AND ABOVE | | | | | | | | | | | |
| | | | 119-624-201 | STU | 2 | | TR | 1:00- 4:50P | DICKSON | | 15 | 30 | G | 4.0 |
| 133 | ADVANCED PAINTING | Y | 119-634-200 | STU | 1 | | MW | 1:00- 4:50P | DICKSON | PITTMAN, L.G. | 15 | 30 | G | 4.0 |
| | | | RESTRIC: ART MAJORS & JUNIORS AND ABOVE | | | | | | | | | | | |
| | | | 119-634-201 | STU | 2 | | TR | 8:00-11:50A | DICKSON | | 15 | 30 | G | 4.0 |
| | | | RESTRIC: ART MAJORS & JUNIORS AND ABOVE | | | | | | | | | | | |
| 137 | ADVANCED NEW GENRES | Y | 119-641-200 | STU | 1 | | TR | 1:00- 4:50P | DICKSON | MC CARTHY, P.D. | 15 | 30 | G | 4.0 |
| | | | RESTRIC: ART MAJORS & JUNIORS AND ABOVE | | | | | | | | | | | |
| 145 | ADVANCED SCULPTURE | Y | 119-654-200 | STU | 1 | | MW | 8:00-11:50A | DICKSON | DOMINICK, A.B. | 15 | 30 | G | 4.0 |
| | | | RESTRIC: ART MAJORS & JUNIORS AND ABOVE | | | | | | | | | | | |
| | | | 119-654-201 | STU | 2 | | TR | 1:00- 4:50P | DICKSON | RUBINS, N.J. | 15 | 30 | G | 4.0 |
| | | | RESTRIC: ART MAJORS & JUNIORS AND ABOVE | | | | | | | | | | | |
| 147 | ADVANCED PHOTOGRPHY | Y | 119-657-200 | STU | 1 | | MW | 1:00- 4:50P | DICKSON | OPIE, C.S. | 15 | 30 | G | 4.0 |
| | | | RESTRIC: ART MAJORS & JUNIORS AND ABOVE | | | | | | | | | | | |
| | | | 119-657-201 | STU | 2 | | TR | 8:00-11:50A | DICKSON | 1229H | 15 | 30 | G | 4.0 |
| | | | RESTRIC: ART MAJORS & JUNIORS AND ABOVE | | | | | | | | | | | |
| 148 | ADVANCED CERAMICS | Y | 119-650-200 | STU | 1 | | MW | 1:00- 4:50P | DICKSON | SAXE, A.A. | 15 | 30 | G | 4.0 |
| | | | RESTRIC: ART MAJORS & JUNIORS AND ABOVE | | | | | | | | | | | |
| 150 | SENIOR STUDIO | N | 119-665-200 | STU | 1 | | MW | 1:00- 4:50P | DICKSON | WICKMAN, P.A. | 15 | 30 | G | 4.0 |
| | | | RESTRIC: ART MAJORS & JUNIORS AND ABOVE | | | | | | | | | | | |
| | | | 119-665-201 | STU | 2 | | TR | 1:00- 4:50P | DICKSON | | 15 | 30 | G | 4.0 |
| | | | RESTRIC: ART MAJORS & JUNIORS AND ABOVE | | | | | | | | | | | |
| C182 | EXHBTNS&PBLC PRGRMS | N | 119-820-200 | SEM | 1 | | T | 5:00- 7:50P | DICKSON | CAHAN, S.E. | 0 | 30 | G | 4.0 |
| 189 | SPECL TOPICS-STUDIO | N | 119-845-200 | STU | 1 | | T | 5:00- 7:50P | DICKSON | 4228 KELLY, M. | 10 | 30 | G | 4.0 |
| | | | RESTRIC: ART MAJORS & JUNIORS AND ABOVE | | | | | | | | | | | |
| 197 | HONORS COURSE | N | 119-891-200 | TUT | 1 | | | UNSCHE | | DRUCKER, B. | 10 | 30 | | 4.0 |
| | | | RESTRIC: INSTRUCTOR CONSENT | | | | | | | | | | | |
| 271 | PAINTING | N | 519-365-201 | STU | 1 | | | UNSCHE | | SUGGS, D.D. | 10 | 30 | G | 2.0- 8.0 |
| | | | RESTRIC: INSTRUCTOR CONSENT | | | | | | | | | | | |
| | | | 519-365-202 | STU | 2 | | | UNSCHE | | HERMAN, R.R. | 10 | 30 | G | 2.0- 8.0 |
| | | | RESTRIC: INSTRUCTOR CONSENT | | | | | | | | | | | |
| | | | 519-365-203 | STU | 3 | | | UNSCHE | | PITTMAN, L.G. | 10 | 30 | G | 2.0- 8.0 |
| | | | RESTRIC: INSTRUCTOR CONSENT | | | | | | | | | | | |
| | | | 519-365-204 | STU | 4 | | | UNSCHE | | WICKMAN, P.A. | 10 | 30 | G | 2.0- 8.0 |
| | | | RESTRIC: INSTRUCTOR CONSENT | | | | | | | | | | | |
| | | | 519-365-205 | STU | 5 | | | UNSCHE | | DRUCKER, B. | 10 | 30 | G | 2.0- 8.0 |
| | | | RESTRIC: INSTRUCTOR CONSENT | | | | | | | | | | | |
| 273 | GRADUATE SCULPTURE | N | 519-375-200 | STU | 1 | | | UNSCHE | | RAY, C.R. | 10 | 30 | G | 2.0- 8.0 |
| | | | RESTRIC: INSTRUCTOR CONSENT | | | | | | | | | | | |
| | | | 519-375-201 | STU | 2 | | | UNSCHE | | RUBINS, N.J. | 10 | 30 | G | 2.0- 8.0 |
| | | | RESTRIC: INSTRUCTOR CONSENT | | | | | | | | | | | |
| 274 | PHOTOGRAPHY | N | 519-380-200 | STU | 1 | | | UNSCHE | | | 10 | 30 | G | 2.0- 8.0 |
| | | | RESTRIC: INSTRUCTOR CONSENT | | | | | | | | | | | |
| 275 | NEW GENRE | N | 519-385-200 | STU | 1 | | | UNSCHE | | MC CARTHY, P.D. | 10 | 30 | G | 2.0- 8.0 |
| | | | RESTRIC: INSTRUCTOR CONSENT | | | | | | | | | | | |
| | | | 519-385-201 | STU | 2 | | | UNSCHE | | | 10 | 30 | G | 2.0- 8.0 |
| | | | RESTRIC: INSTRUCTOR CONSENT | | | | | | | | | | | |
| 276 | GRAD GROUP CRITIQUE | N | 519-390-200 | DIS | 1 | | | UNSCHE | OFF CAM | | 10 | 30 | G | 4.0 |
| | | | RESTRIC: INSTRUCTOR CONSENT | | | | | | | | | | | |
| | | | 519-390-201 | DIS | 2 | | | UNSCHE | OFF CAM | OPIE, C.S. | 10 | 30 | G | 4.0 |
| | | | RESTRIC: INSTRUCTOR CONSENT | | | | | | | | | | | |
| 277 | GRADUATE CERAMICS | N | 519-395-200 | STU | 1 | | | UNSCHE | | SAXE, A.A. | 10 | 30 | G | 2.0- 8.0 |
| | | | RESTRIC: INSTRUCTOR CONSENT | | | | | | | | | | | |
| | | | 519-395-202 | STU | 2 | | | UNSCHE | | | 10 | 30 | G | 2.0- 8.0 |
| | | | RESTRIC: INSTRUCTOR CONSENT | | | | | | | | | | | |
| 278 | INTRDSCPLNRY STUDIO | N | 519-400-200 | STU | 1 | | | UNSCHE | | BALDESSARI, J.A. | 10 | 30 | | 2.0- 8.0 |
| | | | RESTRIC: INSTRUCTOR CONSENT | | | | | | | | | | | |
| 280 | GRAD SEMINAR IN ART | N | 519-411-200 | SEM | 1 | | MW | 5:00- 7:50P | DICKSON | KELLY, M. | 10 | 30 | G | 4.0 |
| | | | RESTRIC: INSTRUCTOR CONSENT | | | | | | | | | | | |

| CATALOG NUMBER | COURSE TITLE | ENF REQ | IM ID NUMBER | CLS TYP | SEC | FEE | DAYS | TIME | BUILDING/ ROOM | INSTRUCTOR | ENRL CAP | XC | CR TP | UNITS |
|----------------|---------------------|---------|---|---------|-----|-----|--------|--------------|----------------|--------------|----------|----|-------|----------|
| C242A | HIST-KOREAN PAINTNG | Y | 518-336-200 | LEC | 1 | | MW | 11:00-12:15P | DODD 275 | JUNGMANN, B. | 5 | 04 | | 4.0 |
| | | | RESTRICT: GRADUATE STUDENTS | | | | | | | | | | | |
| C258 | ADV CHINESE ART | N | 518-464-200 | LEC | 1 | | TR | 2:00- 3:15P | DODD 146 | LEE, H. | 10 | 15 | | 4.0 |
| | | | RESTRICT: GRADUATE STUDENTS | | | | | | | | | | | |
| 260A | INDIAN ART | N | 518-481-200 | LEC | 1 | | R | 3:00- 5:50P | DODD 221A | BROWN, R.L. | 10 | 16 | | 4.0 |
| | | | RESTRICT: GRADUATE STUDENTS | | | | | | | | | | | |
| 260B | CHINESE ART | N | 518-482-200 | LEC | 1 | | W | 2:00- 4:30P | DODD 52 | LEE, H. | 5 | 09 | | 4.0 |
| | | | RESTRICT: GRADUATE STUDENTS | | | | | | | | | | | |
| C280B | MODERNISM&MANKIND | N | 518-591-200 | LEC | 1 | | TR | 12:30- 1:45P | DODD 275 | MATHUR, S. | 5 | 14 | G | 4.0 |
| | | | RESTRICT: GRADUATE STUDENTS | | | | | | | | | | | |
| 375 | TCHNG APRNTC PRCTCM | N | 518-960-200 | SEM | 1 | | UNSCHE | | | BROWN, R.L. | 20 | 30 | SU | 1.0- 4.0 |
| | | | RESTRICT: ART HISTORY GRADUATE STUDENTS & GRADUATE STUDENTS | | | | | | | | | | | |

ASIAN AMERICAN STUDIES

All L&S undergraduate courses, except independent studies and other similar courses without webpages, are subject to the Instructional Enhancement Fee. See Course Materials Fees under "Miscellaneous Fees" in the "Registration" section.

| | | | | | | | | | | | | | | |
|-------|---------------------|---|--|-----|----|--|--------|--------------|--------------|--------------------|-----|----|----|----------|
| 100 | ASIA AM COMMUNITIES | N | ----- | LEC | 1 | | MWF | 9:00- 9:50A | HAINES A2 | YONEMURA, A.S. | 120 | 02 | | 4.0 |
| | | | 121-300-201 | DIS | 1A | | M | 10:00-10:50A | MS 3915G | | 20 | | | 0.0 |
| | | | 121-300-202 | DIS | 1B | | M | 1:00- 1:50P | HAINES A24 | | 20 | | | 0.0 |
| | | | 121-300-203 | DIS | 1C | | W | 1:00- 1:50P | GEOLOGY 4645 | | 20 | | | 0.0 |
| | | | 121-300-204 | DIS | 1D | | TBA | | | | 20 | | | 0.0 |
| | | | 121-300-205 | DIS | 1E | | F | 10:00-10:50A | SLICHTR 2834 | | 20 | | | 0.0 |
| | | | 121-300-206 | DIS | 1F | | F | 11:00-11:50A | BUNCHE 3288 | | 20 | | | 0.0 |
| 105 | ASIAN AM HISTORIOG | N | 121-681-200 | SEM | 1 | | T | 3:00- 5:50P | BUNCHE 2156 | CHEN, C. | 25 | 15 | | 4.0 |
| 107B | VIDEO ETHNO&DCMNTRY | Y | 121-688-200 | LAB | 1 | | R | 9:00-11:50A | DICKSON 4260 | NAKAMURA, R.A. | 12 | 12 | | 4.0 |
| | | | RESTRICT: INSTRUCTOR CONSENT | | | | | | | | | | | |
| M112A | ASIA AM LIT TO 1980 | Y | 121-697-200 | LEC | 1 | | TR | 12:00- 1:50P | KINSEY 247 | BRAINARD, C. | 20 | 14 | | 5.0 |
| | | | SAME AS : ENGL M102A | | | | | | | | | | | |
| M117 | ASIA AMRC&MNTL HLTH | Y | 121-702-200 | LEC | 1 | | W | 3:00- 5:50P | FRANZ 1260 | THE STAFF | 60 | 09 | | 4.0 |
| | | | SAME AS : PSYCH M107 | | | | | | | | | | | |
| 130A | PILPNO AMRCN EXPRNC | N | 121-714-200 | LEC | 1 | | R | 4:00- 6:50P | DODD 167 | AGBAYANI-SIEWERT,P | 60 | 16 | | 4.0 |
| 130D | JAPANESE AMRCN HIST | N | 121-717-200 | LEC | 1 | | TR | 9:00-10:20A | ROLFE 2126 | ICHIOKA, Y. | 25 | 12 | | 4.0 |
| M132A | KOREAN AMERICAN LIT | N | 121-720-200 | SEM | 1 | | TR | 2:00- 3:15P | BUNCHE 3170 | SHIH, S. | 20 | 15 | | 4.0 |
| | | | SAME AS : COM LIT M168 | | | | | | | | | | | |
| M153 | US &THE PHILIPPINES | N | 121-752-200 | LEC | 1 | | MW | 8:30- 9:45A | DODD 175 | SALMAN, M. | 10 | 01 | | 4.0 |
| | | | SAME AS : HIST M153 | | | | | | | | | | | |
| 171C | US-VIETNAM RELATNS | N | 121-792-200 | LEC | 1 | | W | 6:00- 8:50P | PUB POL 2325 | PHAM, D.C. | 30 | 23 | | 4.0 |
| 197A | WAR-JA INTERNMENT | N | 121-853-200 | LEC | 1 | | W | 1:00- 3:50P | KINSEY 94 | ICHIOKA, Y. | 15 | 06 | | 4.0 |
| | | | Asian American 197A: Wartime Internment of Japanese Americans | | | | | | | | | | | |
| 197B | APA LABOR STUDIES | N | 121-856-200 | LEC | 1 | | M | 4:00- 6:50P | BUNCHE 2168 | OMATSU, G.K. | 25 | 08 | | 4.0 |
| | | | Asian American 197B: Asian Pacific American Labor Studies | | | | | | | | | | | |
| M197C | TOPICS-ASIAN AM LIT | Y | 121-852-200 | SEM | 1 | | T | 3:00- 5:50P | PUB POL 1329 | LOUIE, D.W. | 8 | 15 | | 5.0 |
| | | | SAME AS : ENGL M197C | | | | | | | | | | | |
| | | | Asian American M197C, seminar 1: Written on the Margin | | | | | | | | | | | |
| | | | 121-852-201 | SEM | 2 | | R | 3:00- 5:50P | ROLFE 3114 | LOUIE, D.W. | 8 | 16 | | 5.0 |
| | | | Asian American M197C, seminar 2: Written on the Margin | | | | | | | | | | | |
| 197E | CRIT COLLAGE POETRY | N | 121-861-200 | LEC | 1 | | M | 2:00- 4:50P | HAINES A6 | LEW, W.K. | 15 | 08 | | 4.0 |
| | | | RESTRICT: JUNIORS AND ABOVE | | | | | | | | | | | |
| | | | Asian American 197E: Critical Collage/Poetry Writing Seminar | | | | | | | | | | | |
| 197G | 1992 CIVIL UNREST | N | 121-863-200 | LEC | 1 | | R | 4:00- 6:50P | PUB POL 1256 | THE STAFF | 25 | 16 | | 4.0 |
| | | | RESTRICT: INSTRUCTOR CONSENT | | | | | | | | | | | |
| | | | Asian American 197G: Ten Years After the 1992 Civil Unrest: Race Relations and Community Building in Los Angeles | | | | | | | | | | | |
| M197H | CULTURE&MEDIA&L A | N | 121-864-200 | LEC | 1 | | R | 9:00-11:50A | MOORE 1003 | GABRIEL, T.H. | 5 | 12 | | 6.0 |
| | | | SAME AS : AFRO-AM M102, HNRS M102 | | | | | | | | | | | |
| | | | RESTRICT: INSTRUCTOR CONSENT | | | | | | | | | | | |
| 200B | ISS-ASIAN AM COMNTS | N | 521-013-200 | LEC | 1 | | M | 1:00- 3:50P | ROLFE 3112 | PARK, K. | 18 | 05 | | 4.0 |
| | | | RESTRICT: GRADUATE STUDENTS | | | | | | | | | | | |
| M290Q | SOC WEL POL-ASIA AM | N | 521-544-200 | SEM | 1 | | R | 1:00- 3:50P | BUNCHE A152 | AGBAYANI-SIEWERT,P | 10 | 30 | | 4.0 |
| | | | SAME AS : SOC WEL M290Q | | | | | | | | | | | |
| | | | RESTRICT: GRADUATE STUDENTS | | | | | | | | | | | |
| 375 | TCHNG APRNTC PRCTCM | N | 521-620-200 | SEM | 1 | | UNSCHE | | | YONEMURA, A.S. | 3 | 30 | SU | 1.0- 4.0 |
| | | | RESTRICT: GRADUATE STUDENTS | | | | | | | | | | | |

ATMOSPHERIC SCIENCES

All L&S undergraduate courses, except independent studies and other similar courses without webpages, are subject to the Instructional Enhancement Fee. See Course Materials Fees under "Miscellaneous Fees" in the "Registration" section.

| | | | | | | | | | | | | | | |
|---|---------------------|---|-------------|-----|----|--|-----|--------------|-----------|-----------------|-----|----|--|-----|
| 2 | AIR POLLUTION | N | ----- | LEC | 1 | | MWF | 10:00-10:50A | HAINES 39 | LEW, J.K. | 300 | 03 | | 4.0 |
| | | | 125-010-201 | DIS | 1A | | M | 9:00- 9:50A | MS 7101 | | 25 | | | 0.0 |
| | | | 125-010-202 | DIS | 1B | | T | 9:00- 9:50A | MS 7101 | | 25 | | | 0.0 |
| | | | 125-010-203 | DIS | 1C | | T | 12:00-12:50P | MS 7101 | | 25 | | | 0.0 |
| | | | 125-010-204 | DIS | 1D | | W | 11:00-11:50A | MS 7101 | PIKELNAYA, O.A. | 25 | | | 0.0 |
| | | | 125-010-205 | DIS | 1E | | R | 3:00- 3:50P | MS 7101 | | 25 | | | 0.0 |
| | | | 125-010-206 | DIS | 1F | | F | 12:00-12:50P | MS 7101 | PIKELNAYA, O.A. | 25 | | | 0.0 |
| | | | 125-010-207 | DIS | 1G | | M | 11:00-11:50A | MS 7101 | | 25 | | | 0.0 |
| | | | 125-010-208 | DIS | 1H | | W | 12:00-12:50P | MS 7101 | | 25 | | | 0.0 |
| | | | 125-010-209 | DIS | 1I | | R | 1:00- 1:50P | MS 7101 | | 25 | | | 0.0 |
| | | | 125-010-210 | DIS | 1J | | F | 11:00-11:50A | MS 7101 | | 25 | | | 0.0 |
| | | | 125-010-211 | DIS | 1K | | R | 9:00- 9:50A | MS 7101 | | 25 | | | 0.0 |
| | | | 125-010-212 | DIS | 1L | | F | 3:00- 3:50P | MS 7101 | | 25 | | | 0.0 |
| 3 | INTR-ATMOS ENVIRMNT | N | ----- | LEC | 1 | | MWF | 11:00-11:50A | MOORE 100 | FOVELL, M.C. | 300 | 04 | | 4.0 |
| | | | 125-015-201 | DIS | 1A | | M | 10:00-10:50A | MS 7101 | | 25 | | | 0.0 |
| | | | 125-015-202 | DIS | 1B | | T | 10:00-10:50A | MS 7101 | | 25 | | | 0.0 |
| | | | 125-015-203 | DIS | 1C | | T | 11:00-11:50A | MS 7101 | | 25 | | | 0.0 |
| | | | 125-015-204 | DIS | 1D | | T | 1:00- 1:50P | MS 7101 | | 25 | | | 0.0 |
| | | | 125-015-205 | DIS | 1E | | T | 3:00- 3:50P | MS 7101 | | 25 | | | 0.0 |
| | | | 125-015-206 | DIS | 1F | | W | 9:00- 9:50A | MS 7101 | | 25 | | | 0.0 |
| | | | 125-015-207 | DIS | 1G | | W | 10:00-10:50A | MS 7101 | | 25 | | | 0.0 |
| | | | 125-015-208 | DIS | 1H | | R | 10:00-10:50A | MS 7101 | | 25 | | | 0.0 |
| | | | 125-015-209 | DIS | 1I | | R | 12:00-12:50P | MS 7101 | | 25 | | | 0.0 |
| | | | 125-015-210 | DIS | 1J | | R | 2:00- 2:50P | MS 7101 | | 25 | | | 0.0 |
| | | | 125-015-211 | DIS | 1K | | F | 10:00-10:50A | MS 7101 | | 25 | | | 0.0 |

| CATALOG NUMBER | COURSE TITLE | ENF REQ | IM ID NUMBER | CLS TYP | SEC | FEE | DAYS | TIME | BUILDING/ ROOM | INSTRUCTOR | ENRL CAP | XC | CR TP | UNITS | |
|-----------------------------|----------------------|---------|---|---------|-----|-----|--------|--------------|----------------|------------------|----------|----|-------|----------|--|
| 6 | CLIMATE&CLIMTC CHNG | N | 125-015-212 | DIS | 1L | | F | 2:00- 2:50P | MS 7101 | MECHOSO, C.R. | 25 | | | 0.0 | |
| | | | ----- | LEC | 1 | | MF | 9:30-10:45A | GEOLOGY 4645 | | 30 | 02 | 4.0 | | |
| | | | 125-024-201 | DIS | 1A | | F | 1:00- 1:50P | MS 7124A | | 20 | | 0.0 | | |
| | | | 125-024-202 | DIS | 1B | | T | 2:00- 2:50P | MS 7124A | | 20 | | 0.0 | | |
| M100 | EARTH & ENVIRONMENT | N | 125-024-203 | DIS | 1C | | W | 1:00- 1:50P | MS 7124A | TURCO, R.P. | 20 | | | 0.0 | |
| | | | 125-300-200 | LEC | 1 | | TBA | | | | 5 | 20 | G | 4.0 | |
| | | | SAME AS : ENVIRON M111 | | | | | | | | | | | | |
| 104 | AIR&WATER POLLUTION | Y | ----- | LEC | 1 | | MWF | 11:00-11:50A | MS 7124A | PAULSON, S.E. | 24 | 04 | G | 4.0 | |
| | | | 125-312-201 | DIS | 1A | | TBA | | MS | | 8 | | 0.0 | | |
| | | | 125-312-202 | DIS | 1B | | TBA | | MS | | 8 | | 0.0 | | |
| | | | 125-312-203 | DIS | 1C | | TBA | | MS | | 8 | | 0.0 | | |
| 130 | CIRCULATN-S M BASIN | Y | ----- | LEC | 1 | | T | 4:00- 5:50P | MS 7124A | HALPERN, D. | 6 | 15 | G | 4.0 | |
| | | | 125-480-201 | LAB | 1A | | TBA | | MS | | 6 | | 0.0 | | |
| C145 | CLDS&PRECIP&AEROSOL | Y | 125-571-200 | LEC | 1 | | TBA | | MS | STUTZ, J.P. | 10 | 20 | G | 4.0 | |
| 190 | OPRATNL METEOROLOGY | Y | 125-840-200 | LAB | 1 | | UNSCHE | | NO FAC | WAKIMOTO, R.M. | 5 | 30 | G | 2.0 | |
| | | | RESTRIC: JUNIORS AND ABOVE | | | | | | | | | | | | |
| 201C | ATMOS TRBLNC&CNVCTN | N | 525-013-200 | LEC | 1 | | MW | 2:00- 3:20P | MS 7121 | STEVENS, B.B. | 15 | 07 | | 4.0 | |
| | | | RESTRIC: GRADUATE STUDENTS | | | | | | | | | | | | |
| C203B | CLDS&PRECIP&AEROSOL | N | 525-019-200 | LEC | 1 | | TBA | | MS | STUTZ, J.P. | 10 | 20 | G | 4.0 | |
| | | | RESTRIC: GRADUATE STUDENTS | | | | | | | | | | | | |
| 205B | SOLAR-TERRSTR L PHYS | N | ----- | LEC | 1 | | TBA | | MS | LYONS, L.R. | 15 | 20 | | 4.0 | |
| | | | RESTRIC: GRADUATE STUDENTS | | | | | | | | | | | | |
| 215 | OCEAN CIRCULATION | Y | 525-031-201 | DIS | 1A | | TBA | | MS | LYONS, L.R. | 15 | | | 0.0 | |
| | | | 525-088-200 | LEC | 1 | | TBA | | MS | | 15 | 30 | 4.0 | | |
| | | | RESTRIC: GRADUATE STUDENTS | | | | | | | | | | | | |
| M235 | OCEAN DYNMCS&CLIMAT | N | 525-188-200 | LEC | 1 | | TBA | | MS | GRUBER, N. | 10 | 20 | G | 4.0 | |
| | | | SAME AS : OBEE M238 | | | | | | | | | | | | |
| | | | RESTRIC: GRADUATE STUDENTS | | | | | | | | | | | | |
| 244A | MTHDS-RDIATV TRNSFR | Y | 525-237-200 | LEC | 1 | | TBA | | MS | HALL, A.D. | 10 | 20 | | 4.0 | |
| | | | RESTRIC: GRADUATE STUDENTS | | | | | | | | | | | | |
| 257 | RAD BELT PLSMA PHYS | Y | 525-317-200 | LEC | 1 | | TBA | | MS | | 10 | 20 | | 4.0 | |
| | | | RESTRIC: GRADUATE STUDENTS | | | | | | | | | | | | |
| 270 | SEM-ATMOSPHERIC SCI | N | 525-389-200 | SEM | 1 | | W | 4:00- 4:50P | MS 5200 | FOVELL, R.G. | 50 | 30 | | 2.0 | |
| | | | RESTRIC: GRADUATE STUDENTS | | | | | | | | | | | | |
| 271 | SEM-ATMO DYNAMICS | N | 525-395-200 | SEM | 1 | | F | 3:30- 4:20P | MS 7124 | NEELIN, J.D. | 50 | 30 | | 2.0 | |
| | | | RESTRIC: GRADUATE STUDENTS | | | | | | | | | | | | |
| M272C | SEM-CLIMATE DYNAMCS | N | 525-402-200 | SEM | 1 | | TBA | | MS | THE STAFF | 10 | 30 | | 2.0- 4.0 | |
| | | | SAME AS : E&S SCI M270C, GEOG M270C | | | | | | | | | | | | |
| | | | RESTRIC: GRADUATE STUDENTS | | | | | | | | | | | | |
| 274 | SEM-ATMOSPHERIC CHEM | N | 525-410-200 | SEM | 1 | | TBA | | MS | PAULSON, S.E. | 10 | 30 | | 2.0 | |
| | | | RESTRIC: GRADUATE STUDENTS | | | | | | | | | | | | |
| M275C | SEM-SPACE PHYSICS | N | 525-417-200 | SEM | 1 | | F | 3:30- 4:50P | GEOLOGY 6704 | MCPHERRON, R.L. | 20 | 30 | SU | 2.0 | |
| | | | SAME AS : E&S SCI M288C | | | | | | | | | | | | |
| | | | RESTRIC: GRADUATE STUDENTS | | | | | | | | | | | | |
| 375 | TCHNG APRNTC PRCTCM | N | 525-620-200 | SEM | 1 | | UNSCHE | | | LEW, J.K. | 20 | 30 | SU | 1.0- 4.0 | |
| | | | RESTRIC: GRADUATE STUDENTS | | | | | | | | | | | | |
| BIOLOGICAL CHEMISTRY | | | | | | | | | | | | | | | |
| M140 | CELL BIO-CELL CYCLE | Y | 129-540-200 | LEC | 1 | | TR | 11:00-12:30P | HLTHSCI 33105A | COLICELLI, J.J. | 5 | 13 | G | 5.0 | |
| | | | SAME AS : MCD BIO M140 | | | | | | | | | | | | |
| CM178 | MOLECULAR GENETICS | Y | 129-764-200 | LEC | 1 | | MTWRF | 10:00-10:50A | HLTHSCI 33105A | PAYNE, G.S. | 30 | 03 | G | 6.0 | |
| | | | SAME AS : HUM GEN CM178, MCD BIO CM178 | | | | | | | | | | | | |
| 195 | CRNT RSCH-BIOL CHEM | N | 129-870-200 | DIS | 1 | | TBA | | HLTHSCI | PAYNE, G.S. | 30 | 30 | | 2.0 | |
| | | | RESTRIC: INSTRUCTOR CONSENT | | | | | | | | | | | | |
| 197 | TOPICS-CONTEMP BIOL | N | 129-882-200 | SEM | 1 | | TBA | | | CAREY, M.F. | 30 | 30 | PN | 2.0 | |
| | | | RESTRIC: INSTRUCTOR CONSENT | | | | | | | | | | | | |
| 201B | BIOLOGICL CHEMISTRY | N | 529-007-200 | LEC | 1 | | TBA | | HLTHSCI | HOWARD, B.D. | 20 | 30 | TS | 5.0 | |
| | | | RESTRIC: GRADUATE STUDENTS | | | | | | | | | | | | |
| 220C | RSRCH LAB ROTATIONS | N | 529-099-200 | LAB | 1 | | TBA | | | PAYNE, G.S. | 20 | 30 | SU | 2.0- 8.0 | |
| | | | RESTRIC: GRADUATE STUDENTS | | | | | | | | | | | | |
| M237 | FOUNDATIONS-DISEASE | N | 529-166-200 | LEC | 1 | | WF | 10:00-11:50A | HLTHSCI 13265 | NEUFELD, E.F. | 0 | 30 | | 4.0 | |
| | | | SAME AS : PATH M237 | | | | | | | | | | | | |
| | | | RESTRIC: GRADUATE STUDENTS | | | | | | | | | | | | |
| CM248 | MOLECULAR GENETICS | Y | 529-280-200 | LEC | 1 | | MTWRF | 10:00-10:50A | HLTHSCI 33105A | PAYNE, G.S. | 150 | 03 | G | 6.0 | |
| | | | SAME AS : HUM GEN CM248, MCD BIO CM248, MICROB M248 | | | | | | | | | | | | |
| | | | RESTRIC: GRADUATE STUDENTS | | | | | | | | | | | | |
| 251C | TRNSCRPTNL REGULATN | N | 529-305-200 | SEM | 1 | | F | 12:00- 1:50P | BOYER 159 | CAREY, M.F. | 20 | 30 | SU | 2.0 | |
| | | | RESTRIC: GRADUATE STUDENTS | | | | | | | | | | | | |
| CM259A | REGULATN-TRNSCRPTN | Y | 529-351-200 | LEC | 1 | | MWF | 12:00-12:50P | WG YOUNG 1044 | THE STAFF | 0 | 05 | | 2.0 | |
| | | | RESTRIC: GRADUATE STUDENTS | | | | | | | | | | | | |
| | | | SAME AS : CHEM CM259A | | | | | | | | | | | | |
| | | | RESTRIC: GRADUATE STUDENTS | | | | | | | | | | | | |
| CM259B | REGULATN-TRNSCRPTN | Y | 529-352-200 | LEC | 1 | | MWF | 12:00-12:50P | WG YOUNG 1044 | | 0 | 05 | | 2.0 | |
| | | | RESTRIC: GRADUATE STUDENTS | | | | | | | | | | | | |
| | | | SAME AS : CHEM CM259B | | | | | | | | | | | | |
| M266C | SEM-MOLEC EMBRYOLGY | N | 529-406-200 | SEM | 1 | | F | 4:30- 5:50P | BOYER 159 | WEINMASTER, G.A. | 20 | 30 | SU | 2.0 | |
| | | | SAME AS : MCD BIO M266C | | | | | | | | | | | | |
| | | | RESTRIC: GRADUATE STUDENTS | | | | | | | | | | | | |
| 375 | TCHNG APRNTC PRCTCM | N | 529-620-200 | SEM | 1 | | UNSCHE | | | ROME, L.H. | 10 | 30 | SU | 1.0- 4.0 | |
| | | | RESTRIC: GRADUATE STUDENTS | | | | | | | | | | | | |
| BIOMATHEMATICS | | | | | | | | | | | | | | | |
| 202 | FOURIER ANLY-BIOL | N | 533-016-200 | LEC | 1 | | TR | 8:00- 9:50A | HLTHSCI AV139 | CHOU, T. | 10 | 30 | | 4.0 | |
| | | | RESTRIC: GRADUATE STUDENTS | | | | | | | | | | | | |
| 204 | BIOMD DATA ANALYSIS | N | 533-030-200 | LEC | 1 | | TR | 11:00-12:50P | HLTHSCI AV139 | ELASHOFF, R.M. | 10 | 30 | | 4.0 | |
| | | | RESTRIC: GRADUATE STUDENTS | | | | | | | | | | | | |
| 206 | INTRO-MATH ONCOLOGY | N | 533-050-200 | LEC | 1 | | MW | 1:00- 2:50P | HLTHSCI AV122 | NEWTON, C.M. | 10 | 06 | | 4.0 | |
| | | | RESTRIC: GRADUATE STUDENTS | | | | | | | | | | | | |
| 208A | MDLNG-NEUROBIO-MATH | N | 533-062-200 | LEC | 1 | | TR | 1:00- 2:50P | HLTHSCI AV122 | NEWTON, C.M. | 30 | 15 | | 4.0 | |
| | | | RESTRIC: GRADUATE STUDENTS | | | | | | | | | | | | |
| 209 | MDLG INFCTS DISEASE | N | 533-068-200 | LEC | 1 | | TWRF | 10:00-10:50A | HLTHSCI AV139 | BLOWER, S.M. | 20 | 30 | G | 4.0 | |

| CATALOG NUMBER | COURSE TITLE | ENF REQ | IM ID NUMBER | CLS TYP | SEC | FEE | DAYS | TIME | BUILDING/ ROOM | INSTRUCTOR | ENRL CAP | XC | CR TP | UNITS |
|-------------------------------|---------------------|---------|--|---------|-----|-----|------|--------------|----------------|---------------------|----------|----|-------|----------|
| M260C | CLINICAL RESEARCH 3 | N | 533-342-200 | DIS | 1 | | TR | 5:00- 6:50P | MP 200 204 | ELASHOFF, R.M. | 5 | 30 | SU | 2.0 |
| | | | SAME AS : MED M260C RESTRICT: INSTRUCTOR CONSENT | | | | | | | | | | | |
| M271 | STAT MTHDS-COMP BIO | Y | 533-406-200 | LEC | 1 | | MW | 10:30-11:45A | MS 5203 | | 0 | 30 | G | 4.0 |
| | | | SAME AS : STATS M254 | | | | | | | | | | | |
| M280 | STATISTICL COMPUTNG | Y | 533-481-200 | LEC | 1 | | MWF | 2:00- 2:50P | MS 5203 | WU, Y. | 5 | 07 | G | 4.0 |
| | | | SAME AS : BIOSTAT M280, STATS M230 RESTRICT: GRADUATE STUDENTS | | | | | | | | | | | |
| BIOMEDICAL ENGINEERING | | | | | | | | | | | | | | |
| CM103 | HUMN PHYS-BMED ENGR | N | ----- | LEC | 1 | | TR | 10:00-11:30A | BOELTER 2808 | HAMASAKI, T. | 15 | 13 | G | 4.0 |
| | | | SAME AS : PHY SCI CM103 RESTRICT: UG SCHOOL OF ENGINEERING STUDENTS | | | | | | | | | | | |
| | | | 132-318-201 | LAB | 1A | | | | | | 3 | | | 0.0 |
| C171 | BIOLOGIC SPECTRSCPY | Y | 132-726-200 | LEC | 1 | | TR | 12:00- 1:50P | BOELTER 5440 | GRUNDFEST, W. | 10 | 14 | G | 4.0 |
| CM180 | INTRO-BIOMATERIALS | Y | 132-780-200 | LEC | 1 | | MWF | 9:00- 9:50A | MS 3915A | | 5 | 02 | G | 4.0 |
| | | | SAME AS : MAT SCI CM180 | | | | | | | | | | | |
| C185 | INTRO-TISSUE ENGR | Y | 132-810-200 | LEC | 1 | | MW | 10:00-11:30A | BUNCHE 3178 | WU, B.M. | 10 | 03 | G | 4.0 |
| M196B | MDLNG&SMLTN-BIO SYS | Y | ----- | LEC | 1 | | TR | 4:00- 5:50P | BOELTER 5272 | DISTEFANO, J.J. | 10 | 16 | G | 5.0 |
| | | | SAME AS : COM SCI M196B, CYBER M196B, MED M196B | | | | | | | | | | | |
| | | | 132-972-201 | DIS | 1A | | F | 11:00-12:50P | BOELTER 3760 | | 5 | | | 0.0 |
| CM196L | BIOMED&BIOCYB RSRCH | Y | 132-976-200 | LEC | 1 | | TR | 2:00- 3:50P | BOELTER 4440 | DISTEFANO, J.J. | 5 | 15 | G | 2.0- 4.0 |
| | | | SAME AS : COM SCI CM196L, CYBER M196L | | | | | | | | | | | |
| CM203 | HUMN PHYS-BMED ENGR | N | ----- | LEC | 1 | | TR | 10:00-11:30A | BOELTER 2808 | HAMASAKI, T. | 50 | 13 | G | 4.0 |
| | | | SAME AS : PHY SCI CM203 RESTRICT: BIOMED ENGINEERING MAJORS | | | | | | | | | | | |
| | | | 532-018-201 | LAB | 1A | | | | | | 27 | | | 0.0 |
| M215 | BIOCHEM REACTN ENGR | Y | 532-096-200 | LEC | 1 | | TR | 2:00- 3:50P | BOELTER 2760 | LIAO, J.C. | 10 | 15 | G | 4.0 |
| | | | SAME AS : CHM ENG CM215 RESTRICT: GRADUATE STUDENTS | | | | | | | | | | | |
| M250B | MEMS PHYSICS&DESIGN | Y | 532-301-200 | LEC | 1 | | MW | 2:00- 3:30P | BOELTER 5440 | WU, M.C. | 10 | 07 | G | 4.0 |
| | | | SAME AS : EL ENGR M250B, MECH&AE M282 | | | | | | | | | | | |
| 260 | NEUROENGINEERING | Y | 532-360-200 | LEC | 1 | | MW | 4:00- 5:50P | BOELTER 5420 | JUDY, J.W. | 25 | 09 | G | 4.0 |
| M263B | ORG-NEURAL SYSTEMS | N | 532-379-200 | LEC | 1 | | MW | 11:00-11:50A | GEOLOGY 3656 | COLWELL, C.S. | 10 | 30 | T2 | 4.0 |
| | | | F 11:00-12:50P SAME AS : NEUROSC M203B RESTRICT: GRADUATE STUDENTS | | | | | | | | | | | |
| C271 | BIOLOGIC SPECTRSCPY | Y | 532-426-200 | LEC | 1 | | TR | 12:00- 1:50P | BOELTER 5440 | GRUNDFEST, W. | 30 | 14 | G | 4.0 |
| CM280 | INTRO-BIOMATERIALS | Y | 532-500-200 | LEC | 1 | | MWF | 9:00- 9:50A | MS 3915A | | 12 | 02 | G | 4.0 |
| | | | SAME AS : MAT SCI CM280 | | | | | | | | | | | |
| C285 | INTRO-TISSUE ENGR | Y | 532-530-200 | LEC | 1 | | MW | 10:00-11:30A | BUNCHE 3178 | WU, B.M. | 40 | 03 | G | 4.0 |
| M296A | MODEL MTHDLG-BIOMED | Y | 532-573-200 | LEC | 1 | | MW | 2:00- 3:50P | BOELTER 5420 | DISTEFANO, J.J. | 2 | 30 | G | 4.0 |
| | | | SAME AS : COM SCI M296A, MED M270C RESTRICT: GRADUATE STUDENTS | | | | | | | | | | | |
| M296D | COMPTTNL CARDIOLOGY | Y | 532-576-200 | LEC | 1 | | MW | 10:00-11:50A | BOELTER 4750 | KOGAN, B.Y. | 10 | 03 | G | 4.0 |
| | | | SAME AS : COM SCI M296D | | | | | | | | | | | |
| CM296L | BIOMED&BIOCYB RSRCH | Y | 532-584-200 | LEC | 1 | | TR | 2:00- 3:50P | BOELTER 4440 | DISTEFANO, J.J. | 10 | 15 | G | 2.0- 4.0 |
| | | | SAME AS : COM SCI CM296L | | | | | | | | | | | |
| BIOMEDICAL PHYSICS | | | | | | | | | | | | | | |
| 200B | NUC MED INSTRUMNTN | Y | 534-002-200 | LEC | 1 | | MW | 1:00- 2:50P | HLTHSCI IV365 | DAHLBOM, M. | 10 | 30 | | 4.0 |
| | | | RESTRICT: BIOMEDICAL PHYSICS, MEDICAL PHYSICS | | | | | | | | | | | |
| 202A | NUCLEAR MEDICINE | Y | 534-012-201 | CLI | 1 | | | | HLTHSCI | THE STAFF | 10 | 30 | | 4.0 |
| | | | RESTRICT: BIOMEDICAL PHYSICS, MEDICAL PHYSICS | | | | | | | | | | | |
| 202B | DIAGNOSTIC RADIOL | Y | 534-013-201 | CLI | 1 | | | | HLTHSCI | MCNITT-GRAY, M. | 10 | 30 | | 4.0 |
| | | | RESTRICT: BIOMEDICAL PHYSICS, MEDICAL PHYSICS | | | | | | | | | | | |
| 202C | RADIATION THERAPY | Y | 534-014-201 | CLI | 1 | | | | HLTHSCI | KOBE, L.H. | 10 | 30 | | 4.0 |
| | | | RESTRICT: BIOMEDICAL PHYSICS, MEDICAL PHYSICS | | | | | | | | | | | |
| 203 | PHYS-RADIATN THERPY | Y | 534-018-200 | LEC | 1 | | TR | 8:00- 9:45A | HLTHSCI IV365 | SMATHERS, J.B. | 10 | 30 | G | 4.0 |
| | | | RESTRICT: BIOMEDICAL PHYSICS, MEDICAL PHYSICS | | | | | | | | | | | |
| 208B | LAB-RADIATN THERAPY | Y | 534-049-200 | LAB | 1 | | W | 3:30- 6:20P | MP 200 B265 | SOLBERG, T.D. | 10 | 30 | | 4.0 |
| | | | RESTRICT: BIOMEDICAL PHYSICS, MEDICAL PHYSICS | | | | | | | | | | | |
| 209 | DGTL TCHNQ-RADL SCI | N | 534-054-200 | LEC | 1 | | TR | 12:00- 1:20P | HLTHSCI | MCNITT-GRAY, M. | 10 | 30 | | 4.0 |
| | | | RESTRICT: BIOMEDICAL PHYSICS, MEDICAL PHYSICS | | | | | | | | | | | |
| 211 | MEDICAL ULTRASOUND | N | 534-066-200 | LEC | 1 | | TR | 10:00-11:20A | HLTHSCI IV365 | KIMME-SMITH, C. | 10 | 30 | | 4.0 |
| | | | RESTRICT: BIOMEDICAL PHYSICS, MEDICAL PHYSICS | | | | | | | | | | | |
| 219 | MAGNTC RESONNC IMAG | N | 534-114-200 | LEC | 1 | | MW | 10:00-11:50A | HLTHSCI IV365 | SINHA, S. | 10 | 30 | G | 4.0 |
| | | | RESTRICT: BIOMEDICAL PHYSICS, MEDICAL PHYSICS | | | | | | | | | | | |
| 220A | BIOPHYSICS | N | 534-120-200 | LAB | 1 | | | | HLTHSCI | HOFFMAN, E.J. | 10 | 30 | SU | 2.0 |
| | | | RESTRICT: BIOMEDICAL PHYSICS, MEDICAL PHYSICS | | | | | | | | | | | |
| | | | 534-120-201 | LAB | 2 | | | | HLTHSCI | BARRIO, J.R. | 10 | 30 | SU | 2.0 |
| | | | RESTRICT: BIOMEDICAL PHYSICS, MEDICAL PHYSICS | | | | | | | | | | | |
| 220B | MEDICAL IMAGING | N | 534-121-200 | LAB | 1 | | | | HLTHSCI | THE STAFF | 10 | 30 | SU | 2.0 |
| | | | RESTRICT: BIOMEDICAL PHYSICS, MEDICAL PHYSICS | | | | | | | | | | | |
| 220C | THERAPEUTC MED PHYS | N | 534-122-200 | LAB | 1 | | | | HLTHSCI | SMATHERS, J.B. | 10 | 30 | SU | 2.0 |
| | | | RESTRICT: BIOMEDICAL PHYSICS, MEDICAL PHYSICS | | | | | | | | | | | |
| 220D | RAD BIO&EXP RADIATN | N | 534-123-200 | LAB | 1 | | | | HLTHSCI | MCBRIDE, W.H. | 10 | 30 | SU | 2.0 |
| | | | RESTRICT: BIOMEDICAL PHYSICS, MEDICAL PHYSICS | | | | | | | | | | | |
| 223 | RADIATION BIOLOGY | Y | 534-138-200 | SEM | 1 | | W | 4:00- 4:50P | HLTHSCI B3143 | RAINES-CASSELMAN, M | 10 | 30 | SU | 1.0 |
| | | | RESTRICT: BIOMEDICAL PHYSICS, MEDICAL PHYSICS | | | | | | | | | | | |
| 260C | SEM-BIOMED PHYSICS | N | 534-362-200 | SEM | 1 | | W | 12:00-12:50P | HLTHSCI | HOFFMAN, E.J. | 10 | 30 | G | 1.0 |
| | | | RESTRICT: BIOMEDICAL PHYSICS, MEDICAL PHYSICS | | | | | | | | | | | |
| 268 | RADIOPHARMCTCL CHEM | N | 534-408-200 | LEC | 1 | | F | 10:00-11:50A | HLTHSCI IV365 | BARRIO, J.R. | 10 | 30 | G | 4.0 |
| | | | RESTRICT: BIOMEDICAL PHYSICS, MEDICAL PHYSICS | | | | | | | | | | | |
| M424 | FUNCTIONAL MRI JRNL | N | 534-648-200 | DIS | 1 | | T | 2:30- 4:20P | REED | COHEN, M.S. | 5 | 30 | SU | 1.0 |
| | | | SAME AS : PSYCTRY M424 RESTRICT: INSTRUCTOR CONSENT | | | | | | | | | | | |
| BIOSTATISTICS | | | | | | | | | | | | | | |
| 100A | INTRO-BIOSTATISTICS | N | ----- | LEC | 1 | | MWF | 4:00- 5:50P | HLTHSCI 63105A | LEE, M.L. | 144 | 09 | | 4.0 |
| | | | RESTRICT: ALL PUBLIC HEALTH STUDENTS ONLY | | | | | | | | | | | |

| CATALOG NUMBER | COURSE TITLE | ENF REQ | IM ID NUMBER | CLS TYP | SEC | FEE | DAYS | TIME | BUILDING/ ROOM | INSTRUCTOR | ENRL CAP | XC | CR TP | UNITS |
|-----------------------------|----------------------|---------|--|---------|-----|-----|-------|--------------|----------------|--------------------|----------|----|-------|-------|
| | | | 135-300-201 | LAB | 1A | | R | 12:00-12:50P | PUB HLT A1241 | | 18 | | | 0.0 |
| | | | RESTRICT: PUBLIC HEALTH STUDENTS OR SENIORS | | | | | | | | | | | |
| | | | 135-300-202 | LAB | 1B | | R | 1:00- 1:50P | PUB HLT A1241 | | 18 | | | 0.0 |
| | | | RESTRICT: PUBLIC HEALTH STUDENTS OR SENIORS | | | | | | | | | | | |
| | | | 135-300-203 | LAB | 1C | | M | 10:00-10:50A | PUB HLT A1241 | | 18 | | | 0.0 |
| | | | RESTRICT: PUBLIC HEALTH STUDENTS OR SENIORS | | | | | | | | | | | |
| | | | 135-300-204 | LAB | 1D | | M | 11:00-11:50A | PUB HLT A1241 | | 18 | | | 0.0 |
| | | | RESTRICT: PUBLIC HEALTH STUDENTS OR SENIORS | | | | | | | | | | | |
| | | | 135-300-205 | LAB | 1E | | M | 1:00- 1:50P | PUB HLT A1241 | | 18 | | | 0.0 |
| | | | RESTRICT: PUBLIC HEALTH STUDENTS OR SENIORS | | | | | | | | | | | |
| | | | 135-300-206 | LAB | 1F | | M | 2:00- 2:50P | PUB HLT A1241 | | 18 | | | 0.0 |
| | | | RESTRICT: HEALTH&ALLIED PROFESSIONAL MPH PROGR | | | | | | | | | | | |
| | | | 135-300-207 | LAB | 1G | | F | 9:00- 9:50A | PUB HLT A1241 | | 18 | | | 0.0 |
| | | | RESTRICT: PUBLIC HEALTH STUDENTS OR SENIORS | | | | | | | | | | | |
| | | | 135-300-208 | LAB | 1H | | F | 10:00-10:50A | PUB HLT A1241 | | 18 | | | 0.0 |
| | | | RESTRICT: PUBLIC HEALTH STUDENTS OR SENIORS | | | | | | | | | | | |
| | | | 135-300-209 | LAB | 1I | | F | 11:00-11:50A | PUB HLT A1241 | | 15 | | | 0.0 |
| | | | RESTRICT: INSTRUCTOR CONSENT | | | | | | | | | | | |
| | | | 135-300-210 | LAB | 1J | | F | 2:00- 2:50P | PUB HLT A1241 | | 15 | | | 0.0 |
| | | | RESTRICT: INSTRUCTOR CONSENT | | | | | | | | | | | |
| 115 | TOPICS IN ESTIMATN | Y | ----- | LEC | 1 | | TR | 10:00-11:50A | PUB HLT 51279 | DABROWSKA, D.M. | 30 | 13 | G | 4.0 |
| | | | RESTRICT: GRADUATE STUDENTS | | | | | | | | | | | |
| | | | 135-390-201 | DIS | 1A | | T | 9:00- 9:50A | PUB HLT 51279 | | 30 | | | 0.0 |
| 200C | BIOSTATISTICS | Y | ----- | LEC | 1 | | MWF | 9:00- 9:50A | PUB HLT 51279 | DOREY, F.J. | 18 | 02 | | 4.0 |
| | | | RESTRICT: GRADUATE STUDENTS | | | | | | | | | | | |
| | | | 535-003-201 | DIS | 1A | | F | 10:00-10:50A | PUB HLT 51279 | THE STAFF | 18 | | | 0.0 |
| | | | 535-003-205 | LAB | M1 | | W | 8:00- 8:50A | PUB HLT A1241 | THE STAFF | 18 | | | 0.0 |
| M209 | STAT MODELNG-EPIDEM | N | 535-054-200 | LEC | 1 | | MW | 1:00- 2:50P | PUB HLT 61235 | GREENLAND, S. | 5 | 06 | | 4.0 |
| | | | SAME AS : EPIDEM M212 | | | | | | | | | | | |
| 219 | SUPPLEMENTAL TOPICS | Y | ----- | LEC | 1 | | MW | 10:00-11:50A | PUB HLT 61235 | | 20 | 03 | G | 4.0 |
| | | | RESTRICT: GRADUATE STUDENTS | | | | | | | | | | | |
| | | | 535-114-201 | DIS | 1A | | TBA | | PUB HLT | | 20 | | | 0.0 |
| M220 | EXPERMNTL STATISTICS | N | 535-120-200 | LEC | 1 | | MW | 10:00-11:50A | BOELTER 5514 | GARFINKEL, A. | 5 | 03 | | 4.0 |
| | | | SAME AS : PHY SCI CM200 | | | | | | | | | | | |
| 240 | MS SEM&RSRCH RESRCS | N | 535-243-200 | SEM | 1 | | MW | 3:00- 4:50P | PUB HLT 61235 | GJERTSON, D.W. | 30 | 08 | G | 4.0 |
| | | | RESTRICT: GRADUATE STUDENTS | | | | | | | | | | | |
| 245 | ADV SEM-BIOSTATISTC | Y | 535-270-200 | SEM | 1 | | MWF | 3:00- 4:50P | PUB HLT 51279 | LI, G. | 45 | 08 | SU | 2.0 |
| | | | RESTRICT: GRADUATE STUDENTS | | | | | | | | | | | |
| 251 | MULTIVARIATE BIOST | Y | 535-306-200 | LEC | 1 | | MWF | 12:00-12:50P | PUB HLT 61235 | WONG, W.K. | 20 | 05 | | 4.0 |
| | | | | | | | F | 1:00- 1:50P | PUB HLT 61235 | | | | | |
| | | | RESTRICT: GRADUATE STUDENTS | | | | | | | | | | | |
| 255 | ADV TOPCS&PROBABLY | Y | 535-330-200 | LEC | 1 | | TR | 1:00- 2:50P | PUB HLT 61235 | DABROWSKA, D.M. | 15 | 15 | | 4.0 |
| | | | RESTRICT: GRADUATE STUDENTS | | | | | | | | | | | |
| M280 | STATISTICL COMPUTNG | Y | 535-480-200 | LEC | 1 | | MWF | 2:00- 2:50P | MS 5203 | WU, Y. | 5 | 07 | G | 4.0 |
| | | | SAME AS : BIOMATH M280, STATS M230 | | | | | | | | | | | |
| | | | RESTRICT: GRADUATE STUDENTS | | | | | | | | | | | |
| 285 | ADV TPC-RCNT DVLPM | N | 535-510-200 | LEC | 1 | | TBA | | PUB HLT | | 10 | 20 | | 4.0 |
| 288 | SEM-STATS IN AIDS | Y | 535-528-200 | SEM | 1 | | T | 3:00- 4:50P | PUB HLT 61235 | CUMBERLAND, W.G. | 25 | 30 | SU | 2.0 |
| | | | RESTRICT: GRADUATE STUDENTS | | | | | | | | | | | |
| 402B | BIOSTATSTCL CNSLTNG | Y | ----- | DIS | 1 | | F | 11:00-12:50P | PUB HLT 61243 | DOREY, F.J. | 5 | 07 | SU | 4.0 |
| | | | RESTRICT: INSTRUCTOR CONSENT | | | | | | | | | | | |
| | | | 535-605-201 | LAB | 1A | | MTWRF | 1:00- 2:50P | PUB HLT A1237 | | 5 | | | 0.0 |
| | | | RESTRICT: INSTRUCTOR CONSENT | | | | | | | | | | | |
| 406 | APPLD MLTVRT BIOSTT | Y | ----- | LEC | 1 | | TR | 1:00- 2:50P | PUB HLT 41268 | MAY, S. | 54 | 15 | | 4.0 |
| | | | RESTRICT: GRADUATE STUDENTS | | | | | | | | | | | |
| | | | 535-612-201 | LAB | 1A | | W | 1:00- 1:50P | PUB HLT A1241 | | 18 | | | 0.0 |
| | | | 535-612-202 | LAB | 1B | | T | 3:00- 3:50P | PUB HLT A1241 | | 18 | | | 0.0 |
| | | | 535-612-203 | LAB | 1C | | W | 11:00-11:50A | PUB HLT A1269 | | 18 | | | 0.0 |
| | | | RESTRICT: INSTRUCTOR CONSENT | | | | | | | | | | | |
| 409 | DOCTRL STAT CNSLTNG | N | 535-619-200 | SEM | 1 | | W | 2:00- 2:50P | PUB HLT 61243 | GJERTSON, D.W. | 10 | 30 | SU | 2.0 |
| | | | RESTRICT: BIOSTATISTICS MAJORS | | | | | | | | | | | |
| 413 | INTRO-PHARM STATS | Y | 535-627-200 | LEC | 1 | | MW | 2:00- 3:30P | PUB HLT 61269 | | 40 | 07 | | 4.0 |
| CHEMICAL ENGINEERING | | | | | | | | | | | | | | |
| 101C | MASS TRANSFER | Y | ----- | LEC | 1 | | TR | 8:00- 9:50A | BOELTER 2444 | HICKS, R.F. | 60 | 11 | G | 4.0 |
| | | | 174-322-201 | DIS | 1A | | F | 4:00- 4:50P | BOELTER 2444 | | 60 | | | 0.0 |
| 103 | SEPARATN PROCESSES | Y | ----- | LEC | 1 | | TR | 4:00- 5:50P | BOELTER 2444 | FRIEDLANDER, S.K. | 50 | 16 | G | 4.0 |
| | | | 174-360-201 | DIS | 1A | | F | 3:00- 3:50P | BOELTER 2444 | | 50 | | | 0.0 |
| 104A | CHEMICAL ENGR LAB 1 | Y | ----- | LEC | 1 | | MW | 12:00- 1:50P | BOELTER 5249 | MONBOUQUETTE, H.G. | 40 | 05 | G | 6.0 |
| | | | 174-380-201 | LAB | 1A | | MW | 8:00-11:50A | BOELTER 5764 | | 20 | | | 0.0 |
| | | | 174-380-202 | LAB | 1B | | MW | 2:00- 5:50P | BOELTER 5764 | | 20 | | | 0.0 |
| 104C | SEMICNDCTR PRCS LAB | Y | ----- | LEC | 1 | | MW | 8:00- 9:50A | BOELTER 5280 | HICKS, R.F. | 12 | 01 | G | 6.0 |
| | | | 174-382-201 | LAB | 1A | | T | 12:00- 3:50P | ENGR IV 18132 | | 3 | | | 0.0 |
| | | | 174-382-202 | LAB | 1B | | W | 12:00- 3:50P | ENGR IV 18132 | | 3 | | | 0.0 |
| | | | 174-382-203 | LAB | 1C | | R | 12:00- 3:50P | ENGR IV 18132 | | 3 | | | 0.0 |
| | | | 174-382-204 | LAB | 1D | | F | 12:00- 3:30P | ENGR IV 18132 | | 3 | | | 0.0 |
| M105A | INT-ENGR THERMODYNC | Y | ----- | LEC | 1 | | MW | 8:00- 9:50A | BOELTER 5249 | THE STAFF | 15 | 01 | G | 4.0 |
| | | | SAME AS : MECH&AE M105A | | | | | | | | | | | |
| | | | 174-420-201 | DIS | 1A | | F | 2:00- 2:50P | BOELTER 5249 | | 15 | | | 0.0 |
| 108B | CMPTR-AID DSGN&ANLY | Y | ----- | LEC | 1 | | MW | 10:00-11:50A | BOELTER 2444 | THE STAFF | 50 | 03 | G | 4.0 |
| | | | 174-437-201 | DIS | 1A | | F | 11:00-11:50A | BOELTER 2444 | | 50 | | | 0.0 |
| C114 | ELECCHM PRCS&COROSN | Y | 174-460-200 | LEC | 1 | | MW | 2:00- 3:50P | BOELTER 9436 | NOBE, K. | 15 | 07 | G | 4.0 |
| C115 | BIOCCHM REACTN ENGR | Y | 174-465-200 | LEC | 1 | | TR | 2:00- 3:50P | BOELTER 2760 | LIAO, J.C. | 10 | 15 | G | 4.0 |
| C119 | POLLUTION PREVENTION | Y | ----- | LEC | 1 | | TR | 10:00-11:50A | BOELTER 5436 | MANOUSIOUTHAKIS, V | 15 | 13 | G | 4.0 |
| | | | 174-475-201 | DIS | 1A | | F | 10:00-10:50A | BOELTER 5436 | | 15 | | | 0.0 |
| 201 | MTHDS-MOLEC SIMULTN | Y | 574-005-200 | LEC | 1 | | MW | 4:00- 5:50P | MS 5225 | DEEM, M.W. | 10 | 09 | G | 4.0 |
| C214 | ELECCHM PRCS&COROSN | Y | 574-065-200 | LEC | 1 | | MW | 2:00- 3:50P | BOELTER 9436 | NOBE, K. | 10 | 07 | G | 4.0 |
| CM215 | BIOCCHM REACTN ENGR | Y | 574-071-200 | LEC | 1 | | TR | 2:00- 3:50P | BOELTER 2760 | LIAO, J.C. | 10 | 15 | G | 4.0 |
| | | | SAME AS : BIOMED M215 | | | | | | | | | | | |
| C219 | POLLUTION PREVENTION | Y | ----- | LEC | 1 | | TR | 10:00-11:50A | BOELTER 5436 | MANOUSIOUTHAKIS, V | 10 | 13 | G | 4.0 |
| | | | 574-090-201 | DIS | 1A | | F | 10:00-10:50A | BOELTER 5436 | | 10 | | | 0.0 |
| 234 | PLASMA CHEM&ENGR | N | 574-165-200 | LEC | 1 | | MW | 10:00-11:50A | MS 6201 | CHANG, J.P. | 15 | 03 | G | 4.0 |

| CATALOG NUMBER | COURSE TITLE | ENF REQ | IM ID NUMBER | CLS TYP | SEC | FEE | DAYS | TIME | BUILDING/ ROOM | INSTRUCTOR | ENRL CAP | XC | CR TP | UNITS |
|----------------|--------------|---------|-----------------------------|---------|-----|-----|------|--------|----------------|-----------------|----------|----|-------|----------|
| | | | 542-620-220 | SEM | 20 | | | UNSCHE | | GARRELL, R.L. | 50 | 30 | SU | 1.0- 4.0 |
| | | | RESTRICT: GRADUATE STUDENTS | | | | | | | | | | | |
| | | | 542-620-221 | SEM | 21 | | | UNSCHE | | GELBART, W.M. | 50 | 30 | SU | 1.0- 4.0 |
| | | | RESTRICT: GRADUATE STUDENTS | | | | | | | | | | | |
| | | | 542-620-222 | SEM | 22 | | | UNSCHE | | GIMZEWSKI, J.K. | 50 | 30 | SU | 1.0- 4.0 |
| | | | RESTRICT: GRADUATE STUDENTS | | | | | | | | | | | |
| | | | 542-620-223 | SEM | 23 | | | UNSCHE | | GOBER, J.W. | 50 | 30 | SU | 1.0- 4.0 |
| | | | RESTRICT: GRADUATE STUDENTS | | | | | | | | | | | |
| | | | 542-620-224 | SEM | 24 | | | UNSCHE | | GRALLA, J.D. | 50 | 30 | SU | 1.0- 4.0 |
| | | | RESTRICT: GRADUATE STUDENTS | | | | | | | | | | | |
| | | | 542-620-225 | SEM | 25 | | | UNSCHE | | HARDINGER, S.A. | 50 | 30 | SU | 1.0- 4.0 |
| | | | RESTRICT: GRADUATE STUDENTS | | | | | | | | | | | |
| | | | 542-620-226 | SEM | 26 | | | UNSCHE | | HAWTHORNE, M.F. | 50 | 30 | SU | 1.0- 4.0 |
| | | | RESTRICT: GRADUATE STUDENTS | | | | | | | | | | | |
| | | | 542-620-227 | SEM | 27 | | | UNSCHE | | HEATH, J.R. | 50 | 30 | SU | 1.0- 4.0 |
| | | | RESTRICT: GRADUATE STUDENTS | | | | | | | | | | | |
| | | | 542-620-228 | SEM | 28 | | | UNSCHE | | HENARY, M.M. | 50 | 30 | SU | 1.0- 4.0 |
| | | | RESTRICT: GRADUATE STUDENTS | | | | | | | | | | | |
| | | | 542-620-229 | SEM | 29 | | | UNSCHE | | HOUK, K.N. | 50 | 30 | SU | 1.0- 4.0 |
| | | | RESTRICT: GRADUATE STUDENTS | | | | | | | | | | | |
| | | | 542-620-230 | SEM | 30 | | | UNSCHE | | HUBBELL, W.L. | 50 | 30 | SU | 1.0- 4.0 |
| | | | RESTRICT: GRADUATE STUDENTS | | | | | | | | | | | |
| | | | 542-620-231 | SEM | 31 | | | UNSCHE | | JUNG, M.E. | 50 | 30 | SU | 1.0- 4.0 |
| | | | RESTRICT: GRADUATE STUDENTS | | | | | | | | | | | |
| | | | 542-620-232 | SEM | 32 | | | UNSCHE | | KAESZ, H.D. | 50 | 30 | SU | 1.0- 4.0 |
| | | | RESTRICT: GRADUATE STUDENTS | | | | | | | | | | | |
| | | | 542-620-233 | SEM | 33 | | | UNSCHE | | KANER, R.B. | 50 | 30 | SU | 1.0- 4.0 |
| | | | RESTRICT: GRADUATE STUDENTS | | | | | | | | | | | |
| | | | 542-620-234 | SEM | 34 | | | UNSCHE | | KNOBLER, C.M. | 50 | 30 | SU | 1.0- 4.0 |
| | | | RESTRICT: GRADUATE STUDENTS | | | | | | | | | | | |
| | | | 542-620-235 | SEM | 35 | | | UNSCHE | | KOEHLER, C.M. | 50 | 30 | SU | 1.0- 4.0 |
| | | | RESTRICT: GRADUATE STUDENTS | | | | | | | | | | | |
| | | | 542-620-236 | SEM | 36 | | | UNSCHE | | KOPELEVICH, M. | 50 | 30 | SU | 1.0- 4.0 |
| | | | RESTRICT: GRADUATE STUDENTS | | | | | | | | | | | |
| | | | 542-620-237 | SEM | 37 | | | UNSCHE | | KWON, O. | 50 | 30 | SU | 1.0- 4.0 |
| | | | RESTRICT: GRADUATE STUDENTS | | | | | | | | | | | |
| | | | 542-620-238 | SEM | 38 | | | UNSCHE | | LAVELLE, L. | 50 | 30 | SU | 1.0- 4.0 |
| | | | RESTRICT: GRADUATE STUDENTS | | | | | | | | | | | |
| | | | 542-620-239 | SEM | 39 | | | UNSCHE | | LEE, C.J. | 50 | 40 | SU | 1.0- 4.0 |
| | | | RESTRICT: GRADUATE STUDENTS | | | | | | | | | | | |
| | | | 542-620-240 | SEM | 40 | | | UNSCHE | | LEVINE, R.D. | 50 | 30 | SU | 1.0- 4.0 |
| | | | RESTRICT: GRADUATE STUDENTS | | | | | | | | | | | |
| | | | 542-620-241 | SEM | 41 | | | UNSCHE | | LIN, Y. | 50 | 30 | SU | 1.0- 4.0 |
| | | | RESTRICT: GRADUATE STUDENTS | | | | | | | | | | | |
| | | | 542-620-242 | SEM | 42 | | | UNSCHE | | LIU, A.J. | 50 | 30 | SU | 1.0- 4.0 |
| | | | RESTRICT: GRADUATE STUDENTS | | | | | | | | | | | |
| | | | 542-620-243 | SEM | 43 | | | UNSCHE | | LUCEIGH, B.A. | 50 | 30 | SU | 1.0- 4.0 |
| | | | RESTRICT: GRADUATE STUDENTS | | | | | | | | | | | |
| | | | 542-620-244 | SEM | 44 | | | UNSCHE | | MARTINSON, H.G. | 50 | 30 | SU | 1.0- 4.0 |
| | | | RESTRICT: GRADUATE STUDENTS | | | | | | | | | | | |
| | | | 542-620-245 | SEM | 45 | | | UNSCHE | | MASCAL, M. | 50 | 30 | SU | 1.0- 4.0 |
| | | | RESTRICT: GRADUATE STUDENTS | | | | | | | | | | | |
| | | | 542-620-246 | SEM | 46 | | | UNSCHE | | MERCHANT, S. | 50 | 30 | SU | 1.0- 4.0 |
| | | | RESTRICT: GRADUATE STUDENTS | | | | | | | | | | | |
| | | | 542-620-247 | SEM | 47 | | | UNSCHE | | MERLIC, C.A. | 50 | 30 | SU | 1.0- 4.0 |
| | | | RESTRICT: GRADUATE STUDENTS | | | | | | | | | | | |
| | | | 542-620-248 | SEM | 48 | | | UNSCHE | | NEUHAUSER, D. | 50 | 30 | SU | 1.0- 4.0 |
| | | | RESTRICT: GRADUATE STUDENTS | | | | | | | | | | | |
| | | | 542-620-249 | SEM | 49 | | | UNSCHE | | PUPPIONE, D.L. | 50 | 30 | SU | 1.0- 4.0 |
| | | | RESTRICT: GRADUATE STUDENTS | | | | | | | | | | | |
| | | | 542-620-250 | SEM | 50 | | | UNSCHE | | REISLER, E. | 50 | 30 | SU | 1.0- 4.0 |
| | | | RESTRICT: GRADUATE STUDENTS | | | | | | | | | | | |
| | | | 542-620-251 | SEM | 51 | | | UNSCHE | | RUBIN, Y.F. | 50 | 30 | SU | 1.0- 4.0 |
| | | | RESTRICT: GRADUATE STUDENTS | | | | | | | | | | | |
| | | | 542-620-252 | SEM | 52 | | | UNSCHE | | RUSSELL, A.A. | 50 | 30 | SU | 1.0- 4.0 |
| | | | RESTRICT: GRADUATE STUDENTS | | | | | | | | | | | |
| | | | 542-620-253 | SEM | 53 | | | UNSCHE | | SCERRI, E.R. | 50 | 30 | SU | 1.0- 4.0 |
| | | | RESTRICT: GRADUATE STUDENTS | | | | | | | | | | | |
| | | | 542-620-254 | SEM | 54 | | | UNSCHE | | SCHUMAKER, V.N. | 50 | 30 | SU | 1.0- 4.0 |
| | | | RESTRICT: GRADUATE STUDENTS | | | | | | | | | | | |
| | | | 542-620-255 | SEM | 55 | | | UNSCHE | | SCHWARTZ, B.J. | 50 | 30 | SU | 1.0- 4.0 |
| | | | RESTRICT: GRADUATE STUDENTS | | | | | | | | | | | |
| | | | 542-620-256 | SEM | 56 | | | UNSCHE | | SCHWARTZ, R.N. | 50 | 30 | SU | 1.0- 4.0 |
| | | | RESTRICT: GRADUATE STUDENTS | | | | | | | | | | | |
| | | | 542-620-257 | SEM | 57 | | | UNSCHE | | STODDART, J.F. | 50 | 30 | SU | 1.0- 4.0 |
| | | | RESTRICT: GRADUATE STUDENTS | | | | | | | | | | | |
| | | | 542-620-258 | SEM | 58 | | | UNSCHE | | TOLBERT, S.H. | 50 | 30 | SU | 1.0- 4.0 |
| | | | RESTRICT: GRADUATE STUDENTS | | | | | | | | | | | |
| | | | 542-620-259 | SEM | 59 | | | UNSCHE | | VALENTINE, J.S. | 50 | 30 | SU | 1.0- 4.0 |
| | | | RESTRICT: GRADUATE STUDENTS | | | | | | | | | | | |
| | | | 542-620-260 | SEM | 60 | | | UNSCHE | | WASSON, J.T. | 50 | 30 | SU | 1.0- 4.0 |
| | | | RESTRICT: GRADUATE STUDENTS | | | | | | | | | | | |
| | | | 542-620-261 | SEM | 61 | | | UNSCHE | | WEISS, R.L. | 50 | 30 | SU | 1.0- 4.0 |
| | | | RESTRICT: GRADUATE STUDENTS | | | | | | | | | | | |
| | | | 542-620-262 | SEM | 62 | | | UNSCHE | | WEISS, S. | 50 | 30 | SU | 1.0- 4.0 |
| | | | RESTRICT: GRADUATE STUDENTS | | | | | | | | | | | |
| | | | 542-620-263 | SEM | 63 | | | UNSCHE | | WUDL, F. | 50 | 30 | SU | 1.0- 4.0 |
| | | | RESTRICT: GRADUATE STUDENTS | | | | | | | | | | | |
| | | | 542-620-264 | SEM | 64 | | | UNSCHE | | YEATES, T.O. | 50 | 30 | SU | 1.0- 4.0 |
| | | | RESTRICT: GRADUATE STUDENTS | | | | | | | | | | | |
| | | | 542-620-265 | SEM | 65 | | | UNSCHE | | ZINK, J.I. | 50 | 30 | SU | 1.0- 4.0 |
| | | | RESTRICT: GRADUATE STUDENTS | | | | | | | | | | | |

| CATALOG NUMBER | COURSE TITLE | ENF REQ | IM ID NUMBER | CLS TYP | SEC | FEE | DAYS | TIME | BUILDING/ ROOM | INSTRUCTOR | ENRL CAP | XC | CR TP | UNITS |
|----------------|----------------------|---------|--------------|-----------------------------|-----|-----|--------|--------------|----------------|-----------------|----------|----|-------|----------|
| 252 | ECON-WTR&ENVIR PLAN | Y | 547-261-200 | LEC | 1 | | TR | 4:00- 5:50P | BOELTER 4283 | KENDALL, D.R. | 15 | 16 | G | 4.0 |
| | | | | RESTRICT: GRADUATE STUDENTS | | | | | | | | | | |
| 255B | WTR&WASTEWTR TRTMNT | Y | 547-279-200 | LEC | 1 | | MW | 4:00- 5:50P | BOELTER 5436 | STENSTROM, M.K. | 35 | 09 | G | 4.0 |
| | | | | RESTRICT: GRADUATE STUDENTS | | | | | | | | | | |
| 259A | TPCS-ENVIRNMNT ENGR | N | 547-296-200 | LEC | 1 | | T | 11:00-11:50A | BOELTER 4275 | STENSTROM, M.K. | 45 | 13 | SU | 2.0 |
| | | | | RESTRICT: GRADUATE STUDENTS | | | | | | | | | | |
| 260 | HYDRLOGY&WATER RSRCS | Y | 547-300-200 | LEC | 1 | | MW | 2:00- 3:50P | BOELTER 5272 | YEH, W.W. | 15 | 07 | G | 4.0 |
| | | | | RESTRICT: GRADUATE STUDENTS | | | | | | | | | | |
| 265B | CNTMNT-SOIL&GRDWTR | Y | 547-326-200 | LEC | 1 | | MW | 10:00-11:50A | BOELTER 5252 | SUN, N. | 15 | 03 | G | 4.0 |
| | | | | RESTRICT: GRADUATE STUDENTS | | | | | | | | | | |
| 298 | SEM IN ENGINEERING | N | 547-940-200 | SEM | 1 | | TBA | | | CHEN, J. | 10 | 20 | G | 2.0- 4.0 |
| | | | | RESTRICT: GRADUATE STUDENTS | | | | | | | | | | |
| 375 | TCHNG APRNTC PRCTCM | N | 547-950-200 | SEM | 1 | | UNSCHE | | | JU, J. | 10 | 30 | SU | 1.0- 4.0 |
| | | | | RESTRICT: GRADUATE STUDENTS | | | | | | | | | | |
| 495 | TA TRAINING SEMINAR | N | 547-790-200 | SEM | 1 | | T | 8:30- 9:50A | BOELTER | THE STAFF | 10 | 30 | SU | 2.0 |
| | | | | RESTRICT: GRADUATE STUDENTS | | | | | | | | | | |

CLASSICS

Classics

All L&S undergraduate courses, except independent studies and other similar courses without webpages, are subject to the Instructional Enhancement Fee. See Course Materials Fees under "Miscellaneous Fees" in the "Registration" section.

| | | | | | | | | | | | | | | |
|-------|---------------------|---|-------------|------------------------------|----|--|--------|--------------|---------------|--------------------|-----|----|----|----------|
| 10 | DISCOVERING GREEKS | N | ----- | LEC | 1 | | TR | 9:30-10:45A | KINSEY 51 | WOOD, H.A. | 285 | 12 | | 5.0 |
| | | | 148-012-201 | DIS | 1A | | R | 12:30- 1:45P | BUNCHE 3211 | | 27 | | | 0.0 |
| | | | 148-012-202 | DIS | 1B | | R | 12:30- 1:45P | ROYCE 156 | | 27 | | | 0.0 |
| | | | 148-012-203 | DIS | 1C | | R | 2:00- 3:15P | BUNCHE 3211 | | 27 | | | 0.0 |
| | | | 148-012-204 | DIS | 1D | | R | 3:30- 4:45P | BUNCHE 3211 | | 27 | | | 0.0 |
| | | | 148-012-205 | DIS | 1E | | F | 9:30-10:45A | BUNCHE 1221A | | 27 | | | 0.0 |
| | | | 148-012-206 | DIS | 1F | | F | 11:00-12:15P | BUNCHE 1221A | | 27 | | | 0.0 |
| | | | 148-012-207 | DIS | 1G | | F | 11:00-12:15P | BUNCHE 3150 | | 27 | | | 0.0 |
| | | | 148-012-208 | DIS | 1H | | F | 12:30- 1:45P | BUNCHE 3150 | | 27 | | | 0.0 |
| | | | 148-012-209 | DIS | 1I | | F | 2:00- 3:15P | BUNCHE 1221A | | 27 | | | 0.0 |
| | | | 148-012-210 | DIS | 1J | | F | 9:30-10:45A | ROLFE 3126 | | 27 | | | 0.0 |
| | | | 148-012-211 | DIS | 1K | | R | 11:00-12:15P | DODD 52 | | 15 | | | 0.0 |
| | | | | RESTRICT: INSTRUCTOR CONSENT | | | | | | | | | | |
| 42 | CINEMA&ANCIENT WRLD | N | ----- | LEC | 1 | | TR | 11:00-12:15P | ROLFE 1200 | BERGREN, A.L. | 216 | 13 | | 5.0 |
| | | | 148-076-201 | DIS | 1A | | R | 3:30- 4:45P | ROLFE 3105 | | 27 | | | 0.0 |
| | | | 148-076-202 | DIS | 1B | | R | 3:30- 4:45P | BUNCHE 3153 | | 27 | | | 0.0 |
| | | | 148-076-203 | DIS | 1C | | F | 8:00- 9:15A | BUNCHE 2160 | | 27 | | | 0.0 |
| | | | 148-076-204 | DIS | 1D | | F | 9:30-10:45A | BUNCHE 2160 | | 27 | | | 0.0 |
| | | | 148-076-205 | DIS | 1E | | F | 9:30-10:45A | BUNCHE 3150 | | 27 | | | 0.0 |
| | | | 148-076-206 | DIS | 1F | | F | 11:00-12:15P | BUNCHE 3211 | | 27 | | | 0.0 |
| | | | 148-076-207 | DIS | 1G | | F | 11:00-12:15P | PUB POL 2284 | | 27 | | | 0.0 |
| | | | 148-076-208 | DIS | 1H | | F | 12:30- 1:45P | BUNCHE 3211 | | 27 | | | 0.0 |
| 142 | ANCIENT EPIC | Y | 148-511-200 | LEC | 1 | | TR | 9:30-10:45A | ROLFE 3126 | | 50 | 12 | | 4.0 |
| M147 | ARISTOTLE | N | 548-538-200 | LEC | 1 | | TR | 1:00- 2:50P | DODD 178 | ANAGNOSTOPOULOS, M | 25 | 15 | | 4.0 |
| | | | | SAME AS : PHILOS M102 | | | | | | | | | | |
| M153D | CLSCL GRK ART&ARCHL | Y | 148-663-200 | LEC | 1 | | MWF | 11:00-11:50A | DODD 161 | LATTIMORE, S. | 55 | 04 | | 4.0 |
| | | | | SAME AS : ART HIS M102D | | | | | | | | | | |
| 164 | SPECTAC ENT-ANC ROM | N | 148-726-200 | LEC | 1 | | TR | 2:00- 3:15P | KNUDSEN 1200B | FEAR, T.M. | 75 | 15 | | 4.0 |
| 185 | ENGLISH VOCABULARY | N | 148-810-200 | LEC | 1 | | MW | 1:00- 2:15P | DODD 161 | VINE, B.H. | 75 | 06 | | 4.0 |
| 197 | SENIOR SEMINAR | N | 148-865-200 | SEM | 1 | | W | 2:00- 4:50P | BUNCHE 3157 | HASLAM, M. | 15 | 09 | G | 4.0 |
| 201B | THE ROMAN WORLD | N | 548-015-200 | SEM | 1 | | M | 2:00- 4:50P | DODD 220 | THE STAFF | 15 | 08 | | 2.0/ 4.0 |
| | | | | RESTRICT: GRADUATE STUDENTS | | | | | | | | | | |
| 375 | TCHNG APRNTC PRCTCM | N | 548-620-201 | SEM | 1 | | UNSCHE | | | FEAR, T.M. | 10 | 30 | SU | 1.0- 4.0 |
| | | | | RESTRICT: GRADUATE STUDENTS | | | | | | | | | | |
| | | | 548-620-202 | SEM | 2 | | UNSCHE | | | KING, K.C. | 25 | 30 | SU | 1.0- 4.0 |
| | | | | RESTRICT: GRADUATE STUDENTS | | | | | | | | | | |
| | | | 548-620-200 | SEM | 3 | | UNSCHE | | | | 10 | 30 | SU | 1.0- 4.0 |
| | | | | RESTRICT: GRADUATE STUDENTS | | | | | | | | | | |
| 495 | TEACHING CLASSICS | N | 548-770-200 | SEM | 1 | | W | 11:00-12:50P | DODD 248 | GURVAL, R.A. | 10 | 30 | SU | 2.0- 4.0 |
| | | | | RESTRICT: GRADUATE STUDENTS | | | | | | | | | | |

Greek

All L&S undergraduate courses, except independent studies and other similar courses without webpages, are subject to the Instructional Enhancement Fee. See Course Materials Fees under "Miscellaneous Fees" in the "Registration" section.

| | | | | | | | | | | | | | | |
|------|---------------------|---|-------------|-----|----|--|-----|--------------|--------------|---------------|----|----|--|----------|
| 3 | ELEMENTARY GREEK | Y | ----- | LEC | 1 | | MWF | 11:00-11:50A | BUNCHE 3164 | HASLAM, M.W. | 40 | 04 | | 5.0 |
| | | | 149-015-201 | DIS | 1A | | TR | 11:00-11:50A | DODD 220 | WOOD, H.A. | 20 | | | 0.0 |
| | | | 149-015-202 | DIS | 1B | | TR | 1:00- 1:50P | DODD 220 | WOOD, H.A. | 20 | | | 0.0 |
| 102 | LYRIC POETS | N | 149-331-200 | LEC | 1 | | TR | 2:00- 3:15P | PUB POL 2292 | BERGREN, A.L. | 15 | 15 | | 4.0 |
| 131 | RDNGS-LATER GREEK | Y | 149-476-200 | LEC | 1 | | TR | 12:30- 1:45P | BUNCHE 2173 | BLANK, D.L. | 15 | 14 | | 4.0 |
| 200C | HIST-GREEK LITERATR | N | 549-012-200 | LEC | 1 | | R | 2:00- 4:50P | DODD 220 | BLANK, D.L. | 15 | 16 | | 6.0 |
| 203 | HESIOD | N | 549-032-200 | LEC | 1 | | W | 2:00- 4:50P | DODD 220 | MORRIS, S.P. | 15 | 09 | | 2.0/ 4.0 |

Latin

All L&S undergraduate courses, except independent studies and other similar courses without webpages, are subject to the Instructional Enhancement Fee. See Course Materials Fees under "Miscellaneous Fees" in the "Registration" section.

| | | | | | | | | | | | | | | |
|-----|---------------------|---|-------------|-----|---|--|-------|--------------|-------------|----------------|----|----|--|----------|
| 3 | ELEMENTARY LATIN | Y | 150-031-200 | LEC | 1 | | MTWRF | 9:00- 9:50A | KINSEY 289 | FEAR, T.M. | 20 | 22 | | 5.0 |
| | | | 150-031-201 | LEC | 2 | | MTWRF | 10:00-10:50A | BUNCHE 3143 | FEAR, T.M. | 20 | 22 | | 5.0 |
| | | | 150-031-202 | LEC | 3 | | MTWRF | 11:00-11:50A | HAINES A20 | FEAR, T.M. | 20 | 22 | | 5.0 |
| 106 | CATULLUS | Y | 150-340-200 | LEC | 1 | | TR | 11:00-12:15P | BUNCHE 2173 | FEAR, T.M. | 15 | 13 | | 4.0 |
| 111 | LIVY | Y | 150-365-200 | LEC | 1 | | MWF | 9:00- 9:50A | BUNCHE 2173 | GURVAL, R.A. | 15 | 02 | | 4.0 |
| 208 | OVID | N | 550-054-200 | LEC | 1 | | T | 2:00- 4:50P | DODD 221A | | 15 | 15 | | 2.0/ 4.0 |
| 210 | ADV PROSE COMPOSITN | Y | 550-064-200 | LEC | 1 | | TR | 9:30-10:45A | BUNCHE 2173 | GOLDBERG, S.M. | 15 | 12 | | 4.0 |
| 236 | LATE LATIN PROSE | N | 550-226-200 | SEM | 1 | | M | 2:00- 4:50P | BUNCHE 3157 | SHUGER, D.K. | 15 | 08 | | 2.0/ 4.0 |

COMMUNICATION STUDIES

All L&S undergraduate courses, except independent studies and other similar courses without webpages, are subject to the Instructional Enhancement Fee. See Course Materials Fees under "Miscellaneous Fees" in the "Registration" section.

| | | | | | | | | | | | | | | |
|----|--------------------|---|-------------|-----|----|--|----|--------------|------------|-------------|-----|----|--|-----|
| 10 | INTRO-COMMCTN STDS | N | ----- | LEC | 1 | | TR | 3:00- 4:50P | DODD 147 | SUMAN, M.W. | 400 | 16 | | 4.0 |
| | | | 154-013-201 | DIS | 1A | | M | 12:00-12:50P | KINSEY 346 | | 20 | | | 0.0 |

| CATALOG NUMBER | COURSE TITLE | ENF REQ | IM ID NUMBER | CLS TYP | SEC | FEE | DAYS | TIME | BUILDING/ ROOM | INSTRUCTOR | ENRL CAP | XC | CR TP | UNITS |
|----------------|---------------------|--|--------------|---------|-----|-----|------|--------------|----------------|-----------------|----------|----|-------|----------|
| | | | 154-013-202 | DIS | 1B | | W | 12:00-12:50P | KINSEY 346 | | 20 | | | 0.0 |
| | | | 154-013-203 | DIS | 1C | | F | 12:00-12:50P | KINSEY 346 | | 20 | | | 0.0 |
| | | | 154-013-204 | DIS | 1D | | W | 3:00- 3:50P | KINSEY 346 | | 20 | | | 0.0 |
| | | | 154-013-205 | DIS | 1E | | M | 3:00- 3:50P | KINSEY 346 | | 20 | | | 0.0 |
| | | | 154-013-206 | DIS | 1F | | T | 8:00- 8:50A | KINSEY 346 | | 20 | | | 0.0 |
| | | | 154-013-207 | DIS | 1G | | W | 2:00- 2:50P | KINSEY 346 | | 20 | | | 0.0 |
| | | | 154-013-208 | DIS | 1H | | W | 1:00- 1:50P | KINSEY 346 | | 20 | | | 0.0 |
| | | | 154-013-209 | DIS | 1I | | F | 9:00- 9:50A | KINSEY 346 | | 20 | | | 0.0 |
| | | | 154-013-210 | DIS | 1J | | R | 10:00-10:50A | KINSEY 346 | | 20 | | | 0.0 |
| | | | 154-013-211 | DIS | 1K | | T | 1:00- 1:50P | KINSEY 346 | | 20 | | | 0.0 |
| | | | 154-013-212 | DIS | 1L | | R | 1:00- 1:50P | KINSEY 346 | | 20 | | | 0.0 |
| | | | 154-013-213 | DIS | 1M | | R | 8:00- 8:50A | KINSEY 346 | | 20 | | | 0.0 |
| | | | 154-013-214 | DIS | 1N | | T | 2:00- 2:50P | KINSEY 184 | | 20 | | | 0.0 |
| | | | 154-013-215 | DIS | 1O | | R | 9:00- 9:50A | KINSEY 346 | | 20 | | | 0.0 |
| | | | 154-013-216 | DIS | 1P | | R | 5:00- 5:50P | ROYCE 150 | | 20 | | | 0.0 |
| | | | 154-013-217 | DIS | 1Q | | F | 1:00- 1:50P | KINSEY 346 | | 20 | | | 0.0 |
| | | | 154-013-218 | DIS | 1R | | M | 2:00- 2:50P | KINSEY 346 | | 20 | | | 0.0 |
| | | | 154-013-219 | DIS | 1S | | T | 5:00- 5:50P | ROYCE 150 | | 20 | | | 0.0 |
| | | | 154-013-220 | DIS | 1T | | T | 10:00-10:50A | MS 3915G | | 20 | | | 0.0 |
| M40 | LANGUAGE AND GENDER | N | ----- | LEC | 1 | | TR | 9:30-10:50A | PUB POL 1234 | YOKOYAMA, O.T. | 30 | 12 | G | 5.0 |
| | | SAME AS : JAPANSE M40, RUSSIAN M40 | | | | | | | | | | | | |
| | | | 154-200-201 | DIS | 1A | | R | 11:00-11:50A | BUNCHE 3143 | | 5 | | | 0.0 |
| | | | 154-200-202 | DIS | 1B | | R | 1:00- 1:50P | KINSEY 94 | | 5 | | | 0.0 |
| | | | 154-200-203 | DIS | 1C | | R | 2:00- 2:50P | HAINES A6 | | 5 | | | 0.0 |
| | | | 154-200-204 | DIS | 1D | | R | 3:00- 3:50P | MS 5217 | | 5 | | | 0.0 |
| | | | 154-200-205 | DIS | 1E | | F | 9:00- 9:50A | MOORE 1003 | | 5 | | | 0.0 |
| | | | 154-200-206 | DIS | 1F | | F | 10:00-10:50A | HAINES A78 | | 5 | | | 0.0 |
| M70 | ORIGIN OF LANGUAGE | N | 154-210-200 | LEC | 1 | | MWF | 12:00-12:50P | ROLFE 3134 | STEVENS, C.M. | 5 | 05 | G | 4.0 |
| | | SAME AS : GERMAN M70 | | | | | | | | | | | | |
| 100 | COMMUNICATION THRY | Y | ----- | LEC | 1 | | M | 9:00-11:50A | ROLFE 1200 | STEEN, F.F. | 225 | 01 | | 4.0 |
| | | | 154-310-201 | DIS | 1A | | T | 8:00- 8:50A | ROYCE 148 | | 25 | | | 0.0 |
| | | | 154-310-202 | DIS | 1B | | T | 9:00- 9:50A | KINSEY 346 | | 25 | | | 0.0 |
| | | | 154-310-203 | DIS | 1C | | T | 1:00- 1:50P | MOORE 1003 | | 25 | | | 0.0 |
| | | | 154-310-204 | DIS | 1D | | W | 12:00-12:50P | PUB POL 1270 | | 25 | | | 0.0 |
| | | | 154-310-205 | DIS | 1E | | R | 8:00- 8:50A | ROYCE 148 | | 25 | | | 0.0 |
| | | | 154-310-206 | DIS | 1F | | R | 1:00- 1:50P | PUB POL 2242 | | 25 | | | 0.0 |
| | | | 154-310-207 | DIS | 1G | | F | 10:00-10:50A | KINSEY 346 | | 25 | | | 0.0 |
| | | | 154-310-208 | DIS | 1H | | F | 11:00-11:50A | KINSEY 346 | | 25 | | | 0.0 |
| | | | 154-310-209 | DIS | 1I | | M | 1:00- 1:50P | KINSEY 346 | | 25 | | | 0.0 |
| 101 | FREEDOM OF COMUNCN | N | ----- | LEC | 1 | | W | 9:00-11:50A | ROLFE 1200 | ROSS, D.R. | 230 | 02 | | 4.0 |
| | | | 154-320-201 | DIS | 1A | | R | 10:00-10:50A | BOELTER 5273 | | 25 | | | 0.0 |
| | | | 154-320-202 | DIS | 1B | | M | 4:00- 4:50P | ROYCE 154 | | 25 | | | 0.0 |
| | | | 154-320-203 | DIS | 1C | | F | 8:00- 8:50A | ROYCE 148 | | 25 | | | 0.0 |
| | | | 154-320-204 | DIS | 1D | | R | 1:00- 1:50P | PUB POL 1337 | | 25 | | | 0.0 |
| | | | 154-320-205 | DIS | 1E | | M | 3:00- 3:50P | PUB POL 1284 | | 25 | | | 0.0 |
| | | | 154-320-206 | DIS | 1F | | W | 4:00- 4:50P | ROYCE 154 | | 25 | | | 0.0 |
| | | | 154-320-207 | DIS | 1G | | M | 1:00- 1:50P | PUB POL 2319 | | 25 | | | 0.0 |
| | | | 154-320-208 | DIS | 1H | | M | 2:00- 2:50P | PUB POL 2242 | | 25 | | | 0.0 |
| M116 | COMUNCN-CPLS&FMLYS | Y | 154-414-200 | LEC | 1 | | TR | 9:30-10:45A | ROLFE 1200 | BRADBURY, T. | 35 | 12 | | 4.0 |
| | | SAME AS : PSYCH M176 | | | | | | | | | | | | |
| | | RESTRICT: COMMUNICATION STUDIES MAJORS | | | | | | | | | | | | |
| M126 | INTRPRSNL COMMUNCN | N | 154-454-200 | LEC | 1 | | R | 2:00- 4:50P | PUB POL 1278 | HASELTON, M.G. | 17 | 16 | G | 4.0 |
| | | SAME AS : PSYCH M147B | | | | | | | | | | | | |
| | | RESTRICT: COMMUNICATION STUDIES MAJORS | | | | | | | | | | | | |
| 140 | THRY-PERSUASVE COMM | Y | 154-498-200 | LEC | 1 | | TR | 3:30- 4:45P | HAINES 220 | ROSENTHAL, P.I. | 50 | 16 | | 4.0 |
| 150 | COMMUNICATION RSRCH | N | ----- | LEC | 1 | | TR | 2:00- 3:15P | HAINES 220 | KETELAAR, T.V. | 150 | 15 | G | 5.0 |
| | | RESTRICT: COMMUNICATION STUDIES MAJORS | | | | | | | | | | | | |
| | | | 154-631-201 | DIS | 1A | | M | 10:00-10:50A | MOORE 1003 | | 25 | | | 0.0 |
| | | | 154-631-202 | DIS | 1B | | TBA | | | | 25 | | | 0.0 |
| | | | 154-631-203 | DIS | 1C | | W | 1:00- 1:50P | BOELTER 5272 | | 25 | | | 0.0 |
| | | | 154-631-204 | DIS | 1D | | F | 8:00- 8:50A | KINSEY 346 | | 25 | | | 0.0 |
| | | | 154-631-205 | DIS | 1E | | M | 4:00- 4:50P | KINSEY 346 | | 25 | | | 0.0 |
| | | | 154-631-206 | DIS | 1F | | W | 4:00- 4:50P | KINSEY 346 | | 25 | | | 0.0 |
| 151 | COMP-MEDIATED COMM | N | 154-636-200 | LEC | 1 | | MWF | 1:00- 1:50P | PUB POL 2214 | GROELING, T.J. | 50 | 06 | G | 4.0 |
| | | RESTRICT: COMMUNICATION STUDIES MAJORS | | | | | | | | | | | | |
| M155 | INFORMTN SUPERHGHVY | N | 154-652-200 | LEC | 1 | | F | 9:00-11:50A | KINSEY 247 | GROPER, R.P. | 60 | 03 | G | 4.0 |
| | | SAME AS : PLCY ST CM110 | | | | | | | | | | | | |
| 170 | LEGAL COMMUNICATION | Y | 154-735-200 | LEC | 1 | | TR | 12:30- 1:45P | PUB POL 2270 | ROSENTHAL, P.I. | 50 | 14 | | 4.0 |
| 185 | FLD STD-COMMUNICATN | Y | 154-793-200 | LEC | 1 | | T | 5:00- 6:50P | KINSEY 169 | GREGORY, M.S. | 85 | 30 | PN | 2.0- 4.0 |
| | | RESTRICT: JUNIORS AND ABOVE | | | | | | | | | | | | |
| 191HC | DEPT HONORS RESRCH | Y | 154-792-200 | DIS | 1 | | TBA | | | KETELAAR, T.V. | 18 | 30 | G | 4.0 |
| | | RESTRICT: COMMUNICATION STUDIES MAJORS & SENIORS AND ABOVE | | | | | | | | | | | | |
| 197C | PROPAGANDA & MEDIA | N | 154-802-200 | LEC | 1 | | MW | 3:00- 4:50P | ROYCE 190 | VALLE, J.B. | 60 | 08 | | 4.0 |
| | | RESTRICT: COMMUNICATION STUDIES MAJORS | | | | | | | | | | | | |
| | | Communication Studies 197C, lecture 1: Propaganda and the Media | | | | | | | | | | | | |
| 197F | ENTERTNMNT&PEDAGOGY | N | 154-805-200 | LEC | 1 | | TR | 4:00- 5:50P | ROYCE 160 | STEEN, F.F. | 15 | 16 | | 4.0 |
| | | RESTRICT: COMMUNICATION STUDIES MAJORS | | | | | | | | | | | | |
| | | Communication Studies 197F: Entertainment as Implicit Pedagogy | | | | | | | | | | | | |
| 197N | PLACE&ID&NETWK WRLD | N | 154-811-200 | LEC | 1 | | TR | 11:00-12:15P | DODD 146 | CURRY, M.R. | 45 | 13 | | 4.0 |
| | | RESTRICT: COMMUNICATION STUDIES MAJORS | | | | | | | | | | | | |
| | | Communication Studies 197N, lecture 1: Place, Identity, and Networked World | | | | | | | | | | | | |
| | SIGNS OF MEANING | N | 154-811-201 | LEC | 2 | | MW | 5:00- 6:50P | KINSEY 141 | SCHUMANN, J.H. | 75 | 09 | | 4.0 |
| | | RESTRICT: COMMUNICATION STUDIES MAJORS | | | | | | | | | | | | |
| | | Communication Studies 197N, lecture 2: Signs of Meaning in the Universe | | | | | | | | | | | | |
| 197T | IMPACT OF NEW MEDIA | N | 154-817-200 | LEC | 1 | | F | 12:00- 2:50P | ROYCE 156 | LIEVROUW, L.A. | 20 | 07 | | 4.0 |
| | | RESTRICT: COMMUNICATION STUDIES MAJORS | | | | | | | | | | | | |
| | | Communication Studies 197T, lecture 1: Social Impacts of New Electronic Media | | | | | | | | | | | | |
| | COMM POTENTIAL-HDTV | N | 154-817-201 | LEC | 2 | | MWF | 2:00- 2:50P | DODD 167 | PETERSON, S.M. | 60 | 07 | | 4.0 |
| | | Communication Studies 197T, lecture 3: Communicative Potential of Digital Television | | | | | | | | | | | | |

| CATALOG NUMBER | COURSE TITLE | ENF REQ | IM ID NUMBER | CLS TYP | SEC | FEE | DAYS | TIME | BUILDING/ ROOM | INSTRUCTOR | ENRL CAP | XC | CR TP | UNITS |
|----------------|----------------------|---------|--------------|---------|-----|-----|---------|----------------------------|--------------------|-----------------|----------|----|-------|----------|
| 19 | PEER HLTH CNSLR TRN | N | 040-057-200 | LEC | 1 | | TR W | 9:00-10:50A 4:00- 5:50P | PUB HLT PUB HLT | VIELE, P.L. | 130 | 12 | | 4.0 |
| 90 | AGING FRONTIER | N | 040-270-200 | LEC | 1 | | MW | 12:00- 1:50P | PUB HLT 61269 | WALLACE, S.P. | 30 | 05 | G | 4.0 |
| 100 | INTRO-COMM HLTH SCI | N | 040-301-200 | LEC | 1 | | TR | 3:00- 4:50P | HLTHSCI 63105A | LESLIE, J.J. | 100 | 16 | G | 4.0 |
| 195 | CANCER CONTROL | Y | 040-870-200 | LEC | 1 | | W | 12:00- 2:50P | HLTHSCI 73105A | | 30 | 06 | G | 4.0 |
| 196A | INTR-HEALTH PROMOTN | N | 040-876-100 | LEC | 1 | | T | 1:00- 3:50P | PUB HLT 61269 | PRELIP, M.L. | 50 | 15 | G | 4.0 |
| 211B | PROG PLAN&RSCH&EVAL | Y | 840-068-200 | LEC | 1 | | MW | 10:00-11:50A | HLTHSCI 53105A | GLIK, D.C. | 90 | 03 | G | 4.0 |
| 214 | ISSUES-PRGRM EVALTN | Y | 840-084-200 | DIS | 1 | | T | 1:00- 3:50P | PUB HLT 41235 | BERKANOVIC, E. | 10 | 15 | G | 4.0 |
| M216 | QUALTV RSCH MTHDLGY | N | 840-096-200 | DIS | 1 | | M | 9:00-11:50A | PUB HLT 61262 | TAUB, B. | 20 | 01 | G | 4.0 |
| 226 | WOMENS HEALTH | N | 840-156-200 | LEC | 1 | | T | 1:00- 3:50P | PUB HLT 51279 | UPCHURCH, D.M. | 30 | 15 | G | 4.0 |
| 230 | FAMILY&SXL VIOLENCE | N | 840-180-200 | LEC | 1 | | MW | 1:00- 2:50P | HLTHSCI 53105A | SORENSEN, S.B. | 20 | 06 | G | 4.0 |
| M232 | DETERMINNTS OF HLTH | N | 840-193-200 | LEC | 1 | | F | 9:00-11:50A | PUB HLT 61262 | FIELDING, J.E. | 0 | 03 | G | 4.0 |
| M245B | CHILD ABUSE&NEGLECT | Y | 840-271-200 | LEC | 1 | | T | 4:00- 5:50P | LAW | GOLDSTEIN, R.D. | 0 | 15 | G | 2.0 |
| M252 | HLTH POLICY ANLYSIS | Y | 840-312-200 | LEC | 1 | | F | 9:00-11:50A | PUB HLT 61269 | PONCE, N.A. | 25 | 03 | G | 4.0 |
| M263 | SOCIAL DEMOGRPHY-LA | N | 840-377-200 | LEC | 1 | | F | 9:00-11:50A | PUB HLT 31235 | PEBLEY, A.R. | 30 | 03 | G | 4.0 |
| M264 | LATIN AM TRAD MED | N | 840-383-200 | LEC | 1 | | W | 10:00-12:50P | PUB HLT 41235 | TAUB, B. | 20 | 02 | G | 4.0 |
| 270B | FOUNDNNS-CMNTY HLTH | Y | 840-423-200 | LEC | 1 | | M | 2:00- 4:50P | PUB HLT 61262 | GLIK, D.C. | 35 | 08 | G | 4.0 |
| 278 | WORK ORG AND HEALTH | N | 840-470-200 | LEC | 1 | | M | 1:00- 3:50P | PUB HLT 41268 | SIEGEL, J.M. | 20 | 05 | G | 4.0 |
| 286 | DOCTORAL ROUNDTABLE | N | 840-517-200 | SEM | 1 | | W | 4:00- 5:50P | PUB HLT 41268 | GALAL, O.M. | 50 | 09 | SU | 2.0- 4.0 |
| 291 | HEALTH POLICY&AGED | N | 840-547-200 | LEC | 1 | | T | 12:00- 2:50P | PUB HLT 61243 | WALLACE, S.P. | 20 | 15 | G | 4.0 |
| M294 | SOCL&BHVR FCTR-AIDS | Y | 840-565-200 | LEC | 1 | | M | 3:00- 5:50P | PUB HLT 41235 | MORISKY, D.E. | 25 | 08 | G | 4.0 |
| 295 | TPCS-DISASTR RELIEF | N | 840-572-200 | LEC | 1 | | T | 2:00- 3:50P | PUB HLT 71257 | SHOAF, K.I. | 30 | 15 | G | 2.0 |
| 296 | RSRCH TPCS-COMM HLTH | N | 840-577-200 | DIS | 1 | | R | 2:00- 3:50P | PUB HLT 41235 | BOURQUE, L.B. | 15 | 16 | | 2.0- 4.0 |
| M418 | RAPD SRVY-DEV CNTRY | Y | 840-635-200 | LEC | 1 | | TR | 3:00- 4:50P | PUB HLT 61262 | FRERICHS, R.R. | 5 | 16 | G | 4.0 |
| M436B | CHILD HEALTH | Y | 840-673-200 | LEC | 1 | | MW | 3:00- 4:50P | PUB HLT 31235 | HALFON, N. | 20 | 08 | G | 4.0 |
| 441 | PLAN&EVAL-INTL HLTH | N | 840-683-200 | LEC | 1 | | W | 1:00- 3:50P | PUB HLT 41268 | GALAL, O.M. | 20 | 06 | G | 4.0 |
| 443 | ASSMNT-FMLY NUTRITN | Y | 840-686-200 | LEC | 1 | | MW | 1:00- 2:50P | PUB HLT 31235 | HARRISON, G.G. | 30 | 06 | | 4.0 |
| 447 | HLTH&SOCIAL-MIDEAST | Y | 840-695-200 | LEC | 1 | | F | 11:00- 1:50P | PUB HLT 51279 | GALAL, O.M. | 20 | 07 | G | 4.0 |
| M470 | OCCUPL&ENVR HLTH ED | N | 840-738-200 | LEC | 1 | | R | 8:00-10:50A | PUB HLT | BROWN, M.P. | 15 | 12 | G | 2.0/ 4.0 |
| 483 | HLTH PROMO&EDUCATN | Y | 840-766-200 | LEC | 1 | | W | 3:00- 5:50P | PUB HLT 41235 | PRELIP, M.L. | 20 | 09 | G | 4.0 |
| 487 | COMMUNTY ORG-HEALTH | Y | 840-775-200 | LEC | 1 | | M | 9:00-11:50A | PUB HLT 41235 | LI, V.C. | 25 | 01 | G | 4.0 |

COMPARATIVE LITERATURE

All L&S undergraduate courses, except independent studies and other similar courses without webpages, are subject to the Instructional Enhancement Fee. See Course Materials Fees under "Miscellaneous Fees" in the "Registration" section.

| | | | | | | | | | | | | | | |
|-----|---------------------|---|-------------|-----|----|--|---------|------------------------------|------------------------|------------|-----|----|---|-----|
| 1A | WD LIT-ANTQ-ERL MDL | N | ----- | LEC | 1 | | TR W | 11:00-12:15P 10:00-10:50A | MS 5200 BUNCHE 3165 | OVER, K. | 80 | 13 | | 4.0 |
| | | | 152-001-201 | DIS | 1A | | W | 10:00-10:50A | BUNCHE 3165 | | 20 | | | 0.0 |
| | | | 152-001-202 | DIS | 1B | | TBA | | | | 20 | | | 0.0 |
| | | | 152-001-203 | DIS | 1C | | W | 11:00-11:50A | BUNCHE 3143 | | 20 | | | 0.0 |
| | | | 152-001-204 | DIS | 1D | | W | 12:00-12:50P | MS 7608 | | 20 | | | 0.0 |
| 2CW | SRV-LIT-ENLNTMT-20C | Y | ----- | LEC | 1 | | MW | 10:00-10:50A | HAINES A2 | SAMS, V.S. | 108 | 03 | G | 5.0 |
| | | | 152-010-201 | DIS | 1A | | MW | 11:00-11:50A | ROLFE 2134 | | 18 | | | 0.0 |
| | | | 152-010-202 | DIS | 1B | | MW | 11:00-11:50A | BUNCHE 3211 | | 18 | | | 0.0 |
| | | | 152-010-203 | DIS | 1C | | MW | 11:00-11:50A | BUNCHE 3156 | | 18 | | | 0.0 |
| | | | 152-010-204 | DIS | 1D | | MW | 11:00-11:50A | ROLFE 3134 | | 18 | | | 0.0 |
| | | | 152-010-205 | DIS | 1E | | M | 11:00-11:50A | MS 5225 | | 18 | | | 0.0 |
| | | | | | | | TBA | | | | | | | |
| | | | 152-010-206 | DIS | 1F | | M | 11:00-11:50A | SLICHTR 2834 | | 18 | | | 0.0 |
| | | | | | | | TBA | | | | | | | |
| 2DW | GREAT BOOKS-WORLD | Y | ----- | LEC | 1 | | MW | 12:00-12:50P | KINSEY 141 | SAMS, V.S. | 90 | 05 | G | 5.0 |
| | | | 152-011-201 | DIS | 1A | | MW | 1:00- 1:50P | MS 5148 | | 18 | | | 0.0 |
| | | | 152-011-202 | DIS | 1B | | MW | 1:00- 1:50P | BUNCHE 3175 | | 18 | | | 0.0 |
| | | | 152-011-203 | DIS | 1C | | MW | 1:00- 1:50P | WGYOUNG 1044 | | 18 | | | 0.0 |
| | | | 152-011-204 | DIS | 1D | | MW | 1:00- 1:50P | LS 2142 | | 18 | | | 0.0 |
| | | | 152-011-206 | DIS | 1E | | MW | 1:00- 1:50P | MS 5137 | | 18 | | | 0.0 |
| 4AW | ANTQTY-ERLY MD AGES | Y | 152-016-200 | DIS | 1 | | TR | 2:00- 3:15P | ROYCE 148 | OVER, K. | 20 | 15 | G | 5.0 |

| CATALOG NUMBER | COURSE TITLE | ENF REQ | IM ID NUMBER | CLS TYP | SEC | FEE | DAYS | TIME | BUILDING/ ROOM | INSTRUCTOR | ENRL CAP | XC | CR TP | UNITS |
|----------------|---------------------|---------|--|---------|-----|-----|--------|--------------|----------------|----------------|----------|----|-------|----------|
| 4CW | ENLITNMNT TO 20TH C | Y | 152-018-200 | DIS | 1 | | TR | 11:00-12:15P | HAINES A6 | HALIM, H.Y. | 20 | 13 | G | 5.0 |
| 100 | INTRO TO COMP LIT | N | 152-300-200 | LEC | 1 | | MW | 2:00- 3:50P | ROYCE 150 | MANNERS, M. | 25 | 07 | G | 5.0 |
| C160 | LIT&THE VISUAL ARTS | N | 152-661-200 | LEC | 1 | | W | 2:00- 4:50P | BUNCHE 3164 | HARRISON, T.J. | 15 | 09 | | 4.0 |
| M165 | HOLOCAUST IN LIT | Y | 152-690-200 | LEC | 1 | | MW | 2:00- 3:50P | ROYCE 162 | BAND, A.J. | 40 | 07 | | 4.0 |
| | | | SAME AS : JEWISH M187 | | | | | | | | | | | |
| M168 | KOREAN AMERICAN LIT | N | 152-708-200 | SEM | 1 | | TR | 2:00- 3:15P | BUNCHE 3170 | SHIH, S. | 20 | 15 | | 4.0 |
| | | | SAME AS : ASIA AM M132A | | | | | | | | | | | |
| 197H | HONOR SENIOR THESIS | N | 152-883-200 | LEC | 1 | | UNSCHE | | | SHIDELER, R.P. | 5 | 30 | | 2.0- 6.0 |
| | | | RESTRICT: INSTRUCTOR CONSENT | | | | | | | | | | | |
| C260 | LIT&THE VISUAL ARTS | N | 556-303-200 | LEC | 1 | | W | 2:00- 4:50P | BUNCHE 3164 | HARRISON, T.J. | 15 | 09 | | 4.0 |
| | | | RESTRICT: GRADUATE STUDENTS | | | | | | | | | | | |
| 289 | THEORY OF FILM&LIT | N | 556-491-200 | SEM | 1 | | M | 2:00- 4:50P | ROLFE 3127 | GABRIEL, T.H. | 15 | 08 | | 5.0 |
| | | | RESTRICT: GRADUATE STUDENTS | | | | | | | | | | | |
| 375 | TCHNG APRNTC PRCTCM | N | 556-620-200 | SEM | 1 | | UNSCHE | | | MANNERS, M. | 20 | 30 | SU | 1.0- 4.0 |
| | | | RESTRICT: COMPARATIVE LITERATURE MAJORS | | | | | | | | | | | |
| 290 | CNTMP THRYS OF CRIT | Y | 556-499-200 | SEM | 1 | | TR | 12:00- 2:50P | MS 3915A | THE STAFF | 15 | 14 | | 4.0 |
| | | | RESTRICT: COMPARATIVE LITERATURE MAJORS | | | | | | | | | | | |
| | | | Comparative Literature 290, seminar 1: | | | | | | | | | | | |
| 290 | CNTMP THRYS OF CRIT | Y | 556-499-201 | SEM | 2 | | TR | 12:00- 2:50P | MS 3915A | THE STAFF | 15 | 14 | | 4.0 |
| | | | RESTRICT: COMPARATIVE LITERATURE MAJORS | | | | | | | | | | | |
| | | | Comparative Literature 290, seminar 2: Subaltern Studies: Colonial Histories and Cultural Critique | | | | | | | | | | | |

COMPUTER SCIENCE

| | | | | | | | | | | | | | | |
|------|---------------------|---|--|-----|----|--|----|--------------|--------------|-----------------|----|----|---|-----|
| 2 | GREAT IDEAS-COM SCI | N | 187-002-200 | LEC | 1 | | MW | 10:00-11:50A | FRANZ 2258A | DYER, M.G. | 50 | 03 | | 4.0 |
| 32 | INTRO TO COM SCI 2 | Y | ----- | LEC | 1 | | TR | 8:00- 9:50A | FRANZ 2258A | SHINNERL, J.R. | 70 | 28 | G | 4.0 |
| | | | RESTRICT: EE,CS,CS&E,CYBER,PRECYB UNDERGRADS | | | | | | | | | | | |
| | | | 187-096-201 | DIS | 1A | | F | 8:00- 9:50A | BOELTER 9436 | | 35 | | | 0.0 |
| | | | 187-096-202 | DIS | 1B | | F | 12:00- 1:50P | BOELTER 9436 | | 35 | | | 0.0 |
| 33 | COMPUTER ORGANIZATN | Y | ----- | LEC | 1 | | MW | 4:00- 5:50P | FRANZ 2258A | ROHR, J.A. | 65 | 28 | G | 5.0 |
| | | | RESTRICT: COM SCI AND EL ENGR UNDERGRADUATES | | | | | | | | | | | |
| | | | 187-101-201 | DIS | 1A | | F | 4:00- 5:50P | BOELTER 5440 | | 32 | | | 0.0 |
| | | | 187-101-202 | DIS | 1B | | F | 2:00- 3:50P | BOELTER 5436 | | 33 | | | 0.0 |
| | | | ----- | LEC | 2 | | MW | 2:00- 3:50P | FRANZ 2258A | ROHR, J.A. | 65 | 28 | G | 5.0 |
| | | | RESTRICT: COM SCI AND EL ENGR UNDERGRADUATES | | | | | | | | | | | |
| | | | 187-101-211 | DIS | 2A | | F | 2:00- 3:50P | BOELTER 5264 | | 32 | | | 0.0 |
| | | | 187-101-212 | DIS | 2B | | F | 12:00- 1:50P | BOELTER 5436 | | 33 | | | 0.0 |
| | | | ----- | LEC | 3 | | MW | 10:00-11:50A | PUB POL 2214 | SMALLBERG, D.A. | 65 | 28 | G | 5.0 |
| | | | RESTRICT: COM SCI AND EL ENGR UNDERGRADUATES | | | | | | | | | | | |
| | | | 187-101-221 | DIS | 3A | | F | 8:00- 9:50A | BOELTER 5264 | | 32 | | | 0.0 |
| | | | 187-101-222 | DIS | 3B | | F | 4:00- 5:50P | BOELTER 2760 | | 33 | | | 0.0 |
| | | | ----- | LEC | 4 | | MW | 2:00- 3:50P | BOELTER 2444 | SMALLBERG, D.A. | 65 | 28 | G | 5.0 |
| | | | RESTRICT: COM SCI AND EL ENGR UNDERGRADUATES | | | | | | | | | | | |
| | | | 187-101-231 | DIS | 4A | | F | 10:00-11:50A | BOELTER 5419 | | 33 | | | 0.0 |
| | | | 187-101-232 | DIS | 4B | | F | 4:00- 5:50P | BOELTER 5436 | | 32 | | | 0.0 |
| M51A | LOGC DSGN-DGTL SSTM | Y | ----- | LEC | 1 | | MW | 10:00-11:50A | BOELTER 5249 | KORF, R.E. | 50 | 03 | G | 4.0 |
| | | | SAME AS : EL ENGR M16 | | | | | | | | | | | |
| | | | RESTRICT: EE,CS,CS&E,CYBER,PRECYB UNDERGRADS | | | | | | | | | | | |
| | | | 187-154-201 | DIS | 1A | | F | 4:00- 5:50P | BOELTER 5273 | | 25 | | | 0.0 |
| | | | 187-154-202 | DIS | 1B | | F | 2:00- 3:50P | BOELTER 5280 | | 25 | | | 0.0 |
| | | | ----- | LEC | 2 | | TR | 4:00- 5:50P | WGYOUNG 2200 | HE, Y. | 50 | 16 | G | 4.0 |
| | | | RESTRICT: EE,CS,CS&E,CYBER,PRECYB UNDERGRADS | | | | | | | | | | | |
| | | | 187-154-211 | DIS | 2A | | F | 10:00-11:50A | BOELTER 5272 | | 25 | | | 0.0 |
| | | | 187-154-212 | DIS | 2B | | F | 12:00- 1:50P | BOELTER 5273 | | 25 | | | 0.0 |
| | | | ----- | LEC | 3 | | MW | 4:00- 5:50P | GEOLOGY 4660 | LOUIE, M.E. | 40 | 09 | G | 4.0 |
| | | | 187-154-221 | DIS | 3A | | F | 8:00- 9:50A | BOELTER 5422 | | 20 | | | 0.0 |
| | | | 187-154-222 | DIS | 3B | | F | 4:00- 5:50P | BOELTER 5280 | | 20 | | | 0.0 |
| 111 | OPERATNG SSTMS PRIN | Y | ----- | LEC | 1 | | TR | 4:00- 5:50P | BOELTER 5440 | KAMPE, M.A. | 55 | 16 | G | 4.0 |
| | | | 187-336-201 | DIS | 1A | | F | 8:00- 9:50A | BOELTER 5249 | | 55 | | | 0.0 |
| | | | ----- | LEC | 2 | | TR | 2:00- 3:50P | BOELTER 2444 | GUY, R.G. | 55 | 15 | G | 4.0 |
| | | | RESTRICT: COM SCI AND EL ENGR JUNIORS&SENIORS | | | | | | | | | | | |
| | | | 187-336-211 | DIS | 2A | | F | 2:00- 3:50P | BOELTER 2760 | | 55 | | | 0.0 |
| 112 | COM SYS MDLG FNDMTL | Y | ----- | LEC | 1 | | MW | 12:00- 1:50P | GEOLOGY 3656 | SANADIDI, M.Y. | 50 | 05 | G | 4.0 |
| | | | RESTRICT: COMPUTER SCIENCE JUNIORS AND SENIORS | | | | | | | | | | | |
| | | | 187-338-201 | DIS | 1A | | F | 2:00- 3:50P | FRANZ 2258A | | 50 | | | 0.0 |
| 118 | CMPTR NTRWK FNDMNTL | N | ----- | LEC | 1 | | MW | 4:00- 5:50P | WGYOUNG 2200 | ZHANG, L. | 60 | 09 | G | 4.0 |
| | | | RESTRICT: COM SCI AND EL ENGR JUNIORS&SENIORS | | | | | | | | | | | |
| | | | 187-350-201 | DIS | 1A | | F | 4:00- 5:50P | BOELTER 5252 | | 30 | | | 0.0 |
| | | | 187-350-202 | DIS | 1B | | F | 12:00- 1:50P | BOELTER 5419 | | 30 | | | 0.0 |
| | | | ----- | LEC | 2 | | TR | 10:00-11:50A | BOELTER 5249 | ZHANG, L. | 60 | 13 | G | 4.0 |
| | | | RESTRICT: COM SCI AND EL ENGR JUNIORS&SENIORS | | | | | | | | | | | |
| | | | 187-350-211 | DIS | 2A | | F | 4:00- 5:50P | BOELTER 5419 | | 30 | | | 0.0 |
| | | | 187-350-212 | DIS | 2B | | F | 2:00- 3:50P | BOELTER 5419 | | 30 | | | 0.0 |
| | | | Computer Science 132, lecture 2, for Spring Quarter 2002 is closed for enrollment through URSA because of high demand from graduating seniors. To be considered for enrollment, add your name to the sign-up sheet in 6426 Boelter Hall. | | | | | | | | | | | |
| 132 | COMPILER CONSTRCTN | Y | ----- | LEC | 1 | | MW | 4:00- 5:50P | BOELTER 9436 | GOODWIN, J.M. | 30 | 09 | G | 4.0 |
| | | | RESTRICT: COMPUTER SCIENCE JUNIORS AND SENIORS | | | | | | | | | | | |
| | | | 187-545-201 | DIS | 1A | | F | 4:00- 5:50P | BOELTER 4413 | | 15 | | | 0.0 |
| | | | 187-545-202 | DIS | 1B | | F | 2:00- 3:50P | BOELTER 4413 | | 15 | | | 0.0 |
| | | | ----- | LEC | 2 | | MW | 12:00- 1:50P | BOELTER 9436 | GOODWIN, J.M. | 30 | 05 | G | 4.0 |
| | | | 187-545-211 | DIS | 2A | | F | 12:00- 1:50P | BOELTER 4413 | | 15 | | | 0.0 |
| | | | 187-545-212 | DIS | 2B | | F | 8:00- 9:50A | BOELTER 4413 | | 15 | | | 0.0 |
| 143 | DATABASE SYSTEMS | Y | ----- | LEC | 1 | | TR | 10:00-11:50A | FRANZ 2258A | MELKANOFF, M.A. | 50 | 13 | G | 4.0 |
| | | | RESTRICT: COMPUTER SCIENCE JUNIORS AND SENIORS | | | | | | | | | | | |
| | | | 187-590-201 | LAB | 1A | | F | 10:00-11:50A | BOELTER 5252 | | 25 | | | 0.0 |
| | | | 187-590-202 | LAB | 1B | | F | 2:00- 3:50P | BOELTER 5252 | | 25 | | | 0.0 |
| | | | 187-590-210 | LEC | 2 | | MW | 2:00- 3:50P | BOELTER 2760 | MELKANOFF, M.A. | 40 | 07 | G | 4.0 |

Table with columns: CATALOG NUMBER, COURSE TITLE, ENF REQ IM ID NUMBER, CLS TYP, SEC, FEE, DAYS, TIME, BUILDING/ ROOM, INSTRUCTOR, ENRL CAP, XC, CR TP, UNITS. Contains course listings for various computer science topics like 'COMPUTR SYSTMS ARCH', 'DIGITAL DESIGN LAB', 'ARTIFCIL INTELLIGNC', etc.

| CATALOG NUMBER | COURSE TITLE | ENF REQ | IM ID NUMBER | CLS TYP | SEC | FEE | DAYS | TIME | BUILDING/ ROOM | INSTRUCTOR | ENRL CAP | XC | CR TP | UNITS | |
|----------------|---------------------|---------|--|---------|-----|-----|------|--------------|----------------|-----------------|----------|----|-------|----------|--|
| M296D | COMPTTNL CARDIOLOGY | Y | 587-582-200 | LEC | 1 | | MW | 10:00-11:50A | BOELTER 4750 | KOGAN, B.Y. | 10 | 03 | G | 4.0 | |
| | | | SAME AS : BIOMED M296D RESTRICT: GRADUATE STUDENTS | | | | | | | | | | | | |
| CM296L | BIOMED&BIOCYB RSRCH | Y | 587-579-200 | LEC | 1 | | TR | 2:00- 3:50P | BOELTER 4440 | DISTEFANO, J.J. | 1 | 30 | G | 2.0- 4.0 | |
| | | | SAME AS : BIOMED CM296L RESTRICT: GRADUATE STUDENTS | | | | | | | | | | | | |
| 298 | RSRCH SEM-CMPTR SCI | N | 587-581-201 | SEM | 1 | | | UNSCHED | | TAMIR, Y. | 10 | 30 | SU | 2.0- 4.0 | |
| | | | RESTRICT: COMPUTER SCIENCE GRAD STUDENTS | | | | | | | | | | | | |
| | | | 587-581-202 | SEM | 2 | | F | 2:00- 3:50P | SLICHTR 2834 | MUNTZ, R.R. | 15 | 30 | SU | 2.0- 4.0 | |
| | | | RESTRICT: COMPUTER SCIENCE GRAD STUDENTS | | | | | | | | | | | | |
| | | | 587-581-203 | SEM | 3 | | | UNSCHED | | DISTEFANO, J.J. | 15 | 30 | SU | 2.0- 4.0 | |
| | | | RESTRICT: COMPUTER SCIENCE GRAD STUDENTS | | | | | | | | | | | | |
| | | | 587-581-204 | SEM | 4 | | | UNSCHED | | MUNTZ, R.R. | 15 | 30 | SU | 2.0- 4.0 | |
| | | | RESTRICT: COMPUTER SCIENCE GRAD STUDENTS | | | | | | | | | | | | |
| | | | 587-581-205 | SEM | 5 | | | UNSCHED | | DARWICHE, A.Y. | 15 | 30 | SU | 2.0- 4.0 | |
| | | | RESTRICT: COMPUTER SCIENCE GRAD STUDENTS | | | | | | | | | | | | |
| | | | 587-581-206 | SEM | 6 | | | UNSCHED | | SOATTO, S. | 15 | 30 | SU | 2.0- 4.0 | |
| | | | RESTRICT: COMPUTER SCIENCE GRAD STUDENTS | | | | | | | | | | | | |
| | | | 587-581-207 | SEM | 7 | | | UNSCHED | | KOUTSOPIAS, E. | 15 | 30 | SU | 2.0- 4.0 | |
| | | | RESTRICT: COMPUTER SCIENCE GRAD STUDENTS | | | | | | | | | | | | |
| | | | 587-581-210 | SEM | 10 | | | UNSCHED | | ESTRIN, D.L. | 12 | 30 | SU | 2.0- 4.0 | |
| | | | RESTRICT: COMPUTER SCIENCE GRAD STUDENTS | | | | | | | | | | | | |
| | | | 587-581-220 | SEM | 11 | | | UNSCHED | | | 12 | 30 | SU | 2.0- 4.0 | |
| 375 | TCHNG APRNTC PRCTCM | N | 587-620-200 | SEM | 1 | | | UNSCHED | | ERCEGOVAC, M.D. | 40 | 30 | SU | 1.0- 4.0 | |
| | | | RESTRICT: COMPUTER SCIENCE GRAD STUDENTS | | | | | | | | | | | | |

CYBERNETICS

All L&S undergraduate courses, except independent studies and other similar courses without webpages, are subject to the Instructional Enhancement Fee. See Course Materials Fees under "Miscellaneous Fees" in the "Registration" section.

| | | | | | | | | | | | | | | | |
|-------|---------------------|---|--|-----|----|--|----|--------------|--------------|-----------------|----|----|----|----------|--|
| 195H | HONORS THESIS | N | 177-980-200 | TUT | 1 | | | UNSCHED | | THE STAFF | 10 | 30 | PN | 4.0 | |
| | | | RESTRICT: INSTRUCTOR CONSENT | | | | | | | | | | | | |
| M196B | MDLNG&SMLTN-BIO SYS | Y | ----- | LEC | 1 | | TR | 4:00- 5:50P | BOELTER 5272 | DISTEFANO, J.J. | 5 | 30 | G | 5.0 | |
| | | | SAME AS : BIOMED M196B, COM SCI M196B, MED M196B | | | | | | | | | | | | |
| | | | 177-984-201 | DIS | 1A | | F | 11:00-12:50P | BOELTER 3760 | | 5 | | | 0.0 | |
| M196L | BIOMED&BIOCYB RSRCH | Y | 177-986-200 | LEC | 1 | | TR | 2:00- 3:50P | BOELTER 4440 | DISTEFANO, J.J. | 5 | 30 | G | 2.0- 4.0 | |
| | | | SAME AS : BIOMED CM196L, COM SCI CM196L | | | | | | | | | | | | |

DENTISTRY

Dentistry

| | | | | | | | | | | | | | | | |
|-------|----------------------|---|-----------------------------|-----|---|--|---|-------------|--------------|-----------------|----|----|---|-----|--|
| 98C | PSYCH-PRSNLTYP TYPES | N | 175-284-200 | SEM | 1 | | M | 9:00-11:50A | GEOLOGY 6704 | MAZEY, K.A. | 12 | 01 | G | 4.0 | |
| M300B | CHILD ABUSE&NEGLECT | N | 575-601-200 | LEC | 1 | | T | 4:00- 5:50P | LAW | GOLDSTEIN, R.D. | 5 | 30 | G | 2.0 | |
| | | | RESTRICT: GRADUATE STUDENTS | | | | | | | | | | | | |

Oral Biology

| | | | | | | | | | | | | | | | |
|------|----------------------|---|---|-----|---|--|-----|--------------|------------|---------------|----|----|----|-----|--|
| 201C | ORL BIO-PATHOBIOLOGY | N | 576-025-200 | LEC | 1 | | MWF | 12:00-12:50P | DENT | CHIU, R.H. | 30 | 05 | | 3.0 | |
| | | | RESTRICT: GRADUATE STUDENTS | | | | | | | | | | | | |
| M203 | ORAL EMBRYOL&HSTLGY | N | 576-034-200 | LEC | 1 | | TR | 10:00-11:50A | HLTHSCI | BERNARD, G.W. | 30 | 30 | G | 4.0 | |
| | | | SAME AS : NEURBIO M229 RESTRICT: GRADUATE STUDENTS | | | | | | | | | | | | |
| 209 | SCIENTIFIC ETHICS | N | 576-062-200 | LEC | 1 | | R | 12:00-12:50P | DENT | JUNGE, D. | 30 | 16 | G | 2.0 | |
| | | | RESTRICT: GRADUATE STUDENTS | | | | | | | | | | | | |
| 211 | TEMPOROMNDBLR JOINT | N | 576-071-200 | LEC | 1 | | T | 9:00- 9:50A | DENT | BIBB, C.A. | 30 | 11 | | 2.0 | |
| | | | RESTRICT: GRADUATE STUDENTS | | | | | | | | | | | | |
| 260 | ORAL BIOLOGY SEM | N | 576-360-200 | SEM | 1 | | T | 12:00-12:50P | DENT 13041 | WOLINSKY, L. | 30 | 30 | SU | 2.0 | |
| | | | RESTRICT: GRADUATE STUDENTS | | | | | | | | | | | | |

DESIGN | MEDIA ARTS

| | | | | | | | | | | | | | | | |
|------|---------------------|---|---|-----|---|--|----|-------------|--------------|-----------------|----|----|---|-----|--|
| 22 | FORM | N | 141-066-200 | STU | 1 | | TR | 9:00-11:50A | DICKSON 4231 | BASSLER, J.W. | 18 | 30 | | 4.0 | |
| | | | RESTRICT: DESIGN OR DESIGN/MEDIA MAJORS | | | | | | | | | | | | |
| 23 | DRAWING | N | 141-069-200 | STU | 1 | | TR | 2:00- 4:50P | DICKSON 5269 | MIHICH, V.V. | 18 | 30 | | 4.0 | |
| | | | RESTRICT: DESIGN OR DESIGN/MEDIA MAJORS | | | | | | | | | | | | |
| 24 | VISUAL TECHNOLOGIES | N | 141-072-200 | STU | 1 | | MW | 9:00-11:50A | DICKSON 203 | SPELLMAN, L.N. | 18 | 30 | | 4.0 | |
| | | | RESTRICT: DESIGN OR DESIGN/MEDIA MAJORS | | | | | | | | | | | | |
| 25 | LETTERFRMS&TYPGRPHY | Y | 141-075-200 | STU | 1 | | TR | 2:00- 4:50P | DICKSON 208 | MOLLOY, J.M. | 18 | 30 | | 4.0 | |
| | | | RESTRICT: DESIGN OR DESIGN/MEDIA MAJORS | | | | | | | | | | | | |
| 26 | IMAGE CAPTURE | Y | 141-078-200 | STU | 1 | | MW | 9:00-11:50A | DICKSON 4231 | MCNALL, C.C. | 18 | 30 | | 4.0 | |
| | | | RESTRICT: DESIGN OR DESIGN/MEDIA MAJORS | | | | | | | | | | | | |
| 102 | DESIGN&COMPUTATION | N | 141-312-200 | LEC | 1 | | F | 9:00-11:50A | DICKSON 207 | | 40 | 30 | | 4.0 | |
| | | | RESTRICT: DESIGN OR DESIGN/MEDIA MAJORS | | | | | | | | | | | | |
| 103 | VISUAL COMMUNICATN | N | 141-318-200 | LEC | 1 | | F | 1:00- 3:50P | DICKSON 207 | HUHTAMO, E.I. | 40 | 30 | G | 5.0 | |
| | | | RESTRICT: DESIGN OR DESIGN/MEDIA MAJORS | | | | | | | | | | | | |
| C123 | FNDMNTLS-ARCHITCTNC | N | 141-438-200 | LEC | 1 | | W | 9:30-12:30P | PERLOFF B126 | MARCH, L.J. | 0 | 30 | | 4.0 | |
| | | | RESTRICT: DESIGN OR DESIGN/MEDIA MAJORS | | | | | | | | | | | | |
| 154 | DESIGN-PRINT MEDIA | Y | 141-624-200 | STU | 1 | | TR | 9:00-11:50A | DICKSON 208 | | 18 | 30 | | 5.0 | |
| | | | RESTRICT: DESIGN OR DESIGN/MEDIA MAJORS | | | | | | | | | | | | |
| 155 | DSGN-PRINT&DIGITAL | Y | 141-630-200 | STU | 1 | | MW | 2:00- 4:50P | DICKSON 202 | STEINKAMP, J.J. | 18 | 30 | | 5.0 | |
| | | | RESTRICT: DESIGN OR DESIGN/MEDIA MAJORS | | | | | | | | | | | | |
| 156A | DESIGN-VIRTUAL FORM | Y | 141-636-200 | STU | 1 | | MW | 9:00-11:50A | DICKSON 202 | STEINKAMP, J.J. | 18 | 30 | | 5.0 | |
| | | | RESTRICT: DESIGN OR DESIGN/MEDIA MAJORS | | | | | | | | | | | | |
| 157B | ADV INTERACTV MEDIA | Y | 141-643-200 | STU | 1 | | MW | 9:00-11:50A | DICKSON 4209 | MOELLER, C.A. | 10 | 30 | | 5.0 | |
| | | | RESTRICT: DESIGN OR DESIGN/MEDIA MAJORS | | | | | | | | | | | | |
| 158 | DSGN-ENVIRO COMNCTN | Y | 141-648-200 | STU | 1 | | MW | 2:00- 4:50P | DICKSON 4209 | MCNALL, C.C. | 18 | 30 | | 5.0 | |
| | | | RESTRICT: DESIGN OR DESIGN/MEDIA MAJORS | | | | | | | | | | | | |
| 159 | SENIOR PROJECT | Y | 141-654-200 | STU | 1 | | TR | 2:00- 4:50P | DICKSON | SEAMAN, W.C. | 18 | 30 | G | 5.0 | |
| | | | RESTRICT: DESIGN OR DESIGN/MEDIA MAJORS | | | | | | | | | | | | |
| 160 | TOPICS-AREA STUDIES | Y | 141-660-200 | STU | 1 | | MW | 9:00-11:50A | DICKSON 4209 | MOELLER, C.A. | 10 | 30 | G | 5.0 | |
| | | | RESTRICT: DESIGN OR DESIGN/MEDIA MAJORS | | | | | | | | | | | | |
| | | | 141-660-201 | STU | 2 | | TR | 9:00-12:50P | DICKSON 202 | SWANLUND, G.J. | 18 | 30 | G | 5.0 | |
| | | | RESTRICT: INSTRUCTOR CONSENT | | | | | | | | | | | | |
| | | | 141-660-202 | STU | 3 | | MW | 2:00- 4:50P | DICKSON 205 | HESSLES, D.S. | 18 | 30 | G | 5.0 | |
| | | | RESTRICT: INSTRUCTOR CONSENT | | | | | | | | | | | | |

| CATALOG NUMBER | COURSE TITLE | ENF REQ | IM ID NUMBER | CLS TYP | SEC | FEE | DAYS | TIME | BUILDING/ ROOM | INSTRUCTOR | ENRL CAP | XC | CR TP | UNITS |
|----------------|--------------|---------|--------------|---------|-----|-----|------|------|----------------|------------|----------|----|-------|-------|
|----------------|--------------|---------|--------------|---------|-----|-----|------|------|----------------|------------|----------|----|-------|-------|

EAST ASIAN LANGUAGES AND CULTURES

Chinese

All L&S undergraduate courses, except independent studies and other similar courses without webpages, are subject to the Instructional Enhancement Fee. See Course Materials Fees under "Miscellaneous Fees" in the "Registration" section.

Enrollment for Chinese 3, 6, 100C, and 102A is by INSTRUCTOR CONSENT ONLY. Permission to enroll numbers for Chinese 3, 6, and 100C will be given out the last week of Winter Quarter.

| | | | | | | | | | | | | | | | | | |
|------------------------------|---------------------|-----|------------------------------|-------------|------------|--------------|--------|--------------|------------|-------|----------|----------|-----|-----|-----|-----|--|
| 3 | ELEM MODERN CHINESE | Y | 146-009-211 | DIS | 1A | | MWF | 8:00-8:50A | ROLFE | 3115 | 15 | | | 0.0 | | | |
| | | | 146-009-212 | DIS | 1B | | MWF | 9:00-9:50A | ROLFE | 3115 | 15 | | | 0.0 | | | |
| | | | 146-009-213 | DIS | 1C | | MWF | 9:00-9:50A | ROLFE | 3120 | 15 | | | 0.0 | | | |
| | | | 146-009-214 | DIS | 1D | | M | 10:00-10:50A | BUNCHE | 2160 | 15 | | | 0.0 | | | |
| | | | | | | | WF | 10:00-10:50A | BUNCHE | 2173 | | | | | | | |
| | | | 146-009-215 | DIS | 1E | | MWF | 10:00-10:50A | ROLFE | 3115 | 15 | | | | 0.0 | | |
| | | | 146-009-216 | DIS | 1F | | MWF | 11:00-11:50A | ROLFE | 3115 | 15 | | | | 0.0 | | |
| | | | 146-009-217 | DIS | 1G | | MWF | 11:00-11:50A | PUB POL | 2242 | 15 | | | | 0.0 | | |
| | | | 146-009-218 | DIS | 1H | | MWF | 11:00-11:50A | BUNCHE | 3161 | 15 | | | | 0.0 | | |
| | | | 146-009-219 | DIS | 1I | | MWF | 12:00-12:50P | PUB POL | 2292 | 15 | | | | 0.0 | | |
| | | | 146-009-220 | DIS | 1J | | MWF | 2:00-2:50P | ROLFE | 3115 | 15 | | | | 0.0 | | |
| | | | 146-009-201 | LEC | M1 | | TR | 1:00-1:50P | ROYCE | 362 | WANG, Y. | 75 | 15 | | 5.0 | | |
| | | | RESTRICT: INSTRUCTOR CONSENT | | | | | | | | | | | | | | |
| | | | | 146-009-202 | LEC | M2 | | TR | 2:00-2:50P | ROYCE | 362 | WANG, Y. | 75 | 15 | | 5.0 | |
| RESTRICT: INSTRUCTOR CONSENT | | | | | | | | | | | | | | | | | |
| 6 | INTRMED MOD CHINESE | Y | ----- | LEC | 1 | | TR | 1:00-1:50P | DODD | 146 | 60 | 15 | | 5.0 | | | |
| | | | RESTRICT: INSTRUCTOR CONSENT | | | | | | | | | | | | | | |
| | | | 146-018-202 | DIS | 1B | | MWF | 12:00-12:50P | ROLFE | 3115 | 20 | | | 0.0 | | | |
| 146-018-203 | DIS | 1C | | MWF | 1:00-1:50P | ROLFE | 3115 | 20 | | | 0.0 | | | | | | |
| 146-018-206 | DIS | 1F | | MWF | 2:00-2:50P | ROYCE | 160 | 20 | | | 0.0 | | | | | | |
| 6R | RD&WRT-INT MOD CHIN | Y | 146-020-201 | LEC | 1 | | MTWRF | 1:00-1:50P | ROLFE | 3120 | 15 | 06 | | 5.0 | | | |
| | | | RESTRICT: INSTRUCTOR CONSENT | | | | | | | | | | | | | | |
| | 146-020-202 | LEC | 2 | | MTWRF | 2:00-2:50P | ROLFE | 3120 | 15 | | 07 | | 5.0 | | | | |
| RESTRICT: INSTRUCTOR CONSENT | | | | | | | | | | | | | | | | | |
| 100C | ADVD MODERN CHINESE | Y | ----- | LEC | 1 | | TR | 11:00-11:50A | ROYCE | 164 | 50 | 13 | | 4.0 | | | |
| RESTRICT: INSTRUCTOR CONSENT | | | | | | | | | | | | | | | | | |
| | 146-302-201 | DIS | 1A | | MW | 12:00-12:50P | HAINES | A76 | 25 | | | | 0.0 | | | | |
| 102A | BUSINESS CHINESE | Y | ----- | LEC | 1 | | TR | 11:00-11:50A | ROYCE | 162 | 45 | 13 | | 4.0 | | | |
| | | | RESTRICT: INSTRUCTOR CONSENT | | | | | | | | | | | | | | |
| | 146-312-201 | DIS | 1A | | MW | 12:00-12:50P | BUNCHE | 3175 | 15 | | | | 0.0 | | | | |
| | 146-312-202 | DIS | 1B | | MW | 1:00-1:50P | BUNCHE | 3150 | 15 | | | | 0.0 | | | | |
| | 146-312-203 | DIS | 1C | | MW | 2:00-2:50P | ROLFE | 3119 | 15 | | | | 0.0 | | | | |
| 110C | INTR-CLASCL CHINESE | Y | ----- | LEC | 1 | | MWF | 10:00-10:50A | ROYCE | 164 | 50 | 03 | | 4.0 | | | |
| | | | RESTRICT: INSTRUCTOR CONSENT | | | | | | | | | | | | | | |
| | 146-362-201 | DIS | 1A | | T | 10:00-10:50A | ROLFE | 3115 | 15 | | | | 0.0 | | | | |
| | 146-362-202 | DIS | 1B | | T | 11:00-11:50A | ROLFE | 3115 | 15 | | | | 0.0 | | | | |
| | 146-362-203 | DIS | 1C | | R | 10:00-10:50A | ROLFE | 3115 | 15 | | | | 0.0 | | | | |
| | 146-362-204 | DIS | 1D | | R | 11:00-11:50A | ROLFE | 3115 | 15 | | | | 0.0 | | | | |
| 130A | MODERN CHINESE LIT | Y | 146-482-200 | DIS | 1 | | TR | 2:00-3:15P | PUB POL | 1256 | 20 | 15 | G | 4.0 | | | |
| 165 | CHINESE BDDHST TXTS | Y | 146-690-200 | LEC | 1 | | TR | 3:30-4:45P | ROLFE | 3126 | 30 | 16 | G | 4.0 | | | |
| 210 | MOD CHINESE LIT HIS | N | 546-060-200 | LEC | 1 | | W | 3:00-5:50P | ROLFE | 3120 | 10 | 09 | G | 4.0 | | | |
| 242 | CHINESE CLASSICS | N | 546-252-200 | SEM | 1 | | R | 1:00-3:50P | ROLFE | 3131 | 10 | 16 | G | 4.0 | | | |
| 295B | CHINESE CULTRL HIST | N | 546-571-200 | SEM | 1 | | TBA | | CHOU, H.H. | 10 | 20 | T2 | 4.0 | | | | |

East Asian Languages and Cultures

All L&S undergraduate courses, except independent studies and other similar courses without webpages, are subject to the Instructional Enhancement Fee. See Course Materials Fees under "Miscellaneous Fees" in the "Registration" section.

| | | | | | | | | | | | | | | |
|-----------------------------|---------------------|---|-------------|-----|----|--|--------|--------------|----------------|-----|----|----|---------|-----|
| 60 | INTRO TO BUDDHISM | N | ----- | LEC | 1 | | TR | 9:30-10:45A | ROYCE | 190 | 80 | 12 | G | 4.0 |
| | | | 179-180-201 | DIS | 1A | | TBA | | | 20 | | | 0.0 | |
| | | | 179-180-202 | DIS | 1B | | TBA | | | 20 | | | 0.0 | |
| | | | 179-180-203 | DIS | 1C | | TBA | | | 20 | | | 0.0 | |
| | | | 179-180-204 | DIS | 1D | | TBA | | | 20 | | | 0.0 | |
| 61 | INTRO-ZEN BUDDHISM | N | 179-183-200 | LEC | 1 | | TR | 12:30-1:45P | ROYCE | 150 | 35 | 14 | G | 4.0 |
| 161 | BUDDHIST LIT-TRNSLT | N | 179-666-200 | LEC | 1 | | TR | 11:00-12:15P | ROYCE | 160 | 30 | 13 | G | 4.0 |
| 375 | TCHNG APRNTC PRCTCM | N | 579-920-200 | SEM | 1 | | UNSCHE | | BODIFORD, W.M. | 50 | 30 | SU | 1.0-4.0 | |
| RESTRICT: GRADUATE STUDENTS | | | | | | | | | | | | | | |
| 496E | COMP TECH-TEACH EAL | N | 579-797-200 | LEC | 1 | | T | 10:00-11:50A | HAINES | 110 | 10 | 13 | SU | 2.0 |

Indic

All L&S undergraduate courses, except independent studies and other similar courses without webpages, are subject to the Instructional Enhancement Fee. See Course Materials Fees under "Miscellaneous Fees" in the "Registration" section.

| | | | | | | | | | | | | | | |
|------|-------------------|---|-------------|-----|---|--|---|------------|-------|------|----|----|--|-----|
| 110C | ADVANCED SANSKRIT | Y | 362-362-200 | LEC | 1 | | T | 2:00-4:50P | ROLFE | 3119 | 15 | 15 | | 4.0 |
|------|-------------------|---|-------------|-----|---|--|---|------------|-------|------|----|----|--|-----|

Japanese

All L&S undergraduate courses, except independent studies and other similar courses without webpages, are subject to the Instructional Enhancement Fee. See Course Materials Fees under "Miscellaneous Fees" in the "Registration" section.

ENROLLMENT INSTRUCTIONS FOR JAPANESE 3: You must enroll in a discussion section first and then select a lecture section.

If you want to exchange a lecture of Japanese 3 for another lecture of Japanese 3, you must select EXCHANGE SECONDARY SECTIONS when prompted to do so by the URSA enrollment system.

| | | | | | | | | | | | | | | | | | |
|-------------|-------------------|----|-------------|---------------------|----|-------------|-----|--------------|--------|------|--------------|--------|------|-----|-----|-----|-----|
| 3 | ELEM MOD JAPANESE | Y | 363-009-211 | DIS | 1A | | MWF | 9:00-9:50A | ROLFE | 3118 | 15 | | | 0.0 | | | |
| | | | 363-009-213 | DIS | 1C | | MWF | 10:00-10:50A | ROLFE | 3118 | 15 | | | 0.0 | | | |
| | | | 363-009-214 | DIS | 1D | | MWF | 10:00-10:50A | HAINES | A28 | 15 | | | 0.0 | | | |
| | | | 363-009-216 | DIS | 1F | | MWF | 11:00-11:50A | HAINES | A28 | 15 | | | 0.0 | | | |
| | | | 363-009-217 | DIS | 1G | | MWF | 11:00-11:50A | BUNCHE | 2160 | 15 | | | 0.0 | | | |
| | | | 363-009-218 | DIS | 1H | | MWF | 12:00-12:50P | KINSEY | 289 | 15 | | | 0.0 | | | |
| | | | 363-009-219 | DIS | 1I | | MWF | 1:00-1:50P | ROLFE | 3118 | 15 | | | 0.0 | | | |
| | | | 363-009-220 | DIS | 1J | | MWF | 2:00-2:50P | ROLFE | 3118 | 15 | | | 0.0 | | | |
| | | | 363-009-201 | LEC | M1 | | TR | 10:00-10:50A | ROYCE | 362 | SUGAMOTO, N. | 80 | 13 | | 5.0 | | |
| | | | 363-009-202 | LEC | M2 | | TR | 11:00-11:50A | ROYCE | 362 | SUGAMOTO, N. | 70 | 13 | | 5.0 | | |
| | | | 6 | INTRMD MOD JAPANESE | Y | 363-018-211 | DIS | 1A | | TBA | | | 15 | | | 0.0 | |
| | | | | | | 363-018-212 | DIS | 1B | | MWF | 11:00-11:50A | ROLFE | 3118 | 15 | | | 0.0 |
| | | | | | | 363-018-213 | DIS | 1C | | MWF | 12:00-12:50P | ROLFE | 3118 | 15 | | | 0.0 |
| | | | | | | 363-018-214 | DIS | 1D | | MWF | 1:00-1:50P | BUNCHE | 3288 | 15 | | | 0.0 |
| 363-018-215 | DIS | 1E | | | | | MWF | 2:00-2:50P | ROLFE | 2126 | 15 | | | 0.0 | | | |
| 363-018-216 | DIS | 1F | | | | | MWF | 3:00-3:50P | ROYCE | 154 | 15 | | | 0.0 | | | |

| CATALOG NUMBER | COURSE TITLE | ENF REQ | IM ID NUMBER | CLS TYP | SEC | FEE | DAYS | TIME | BUILDING/ ROOM | INSTRUCTOR | ENRL CAP | XC | CR TP | UNITS | |
|-----------------------|--|---------|------------------------------------|---------|-----|-----|------|--------------|----------------|-----------------|-------------|----|-------|-------|-----|
| 15 | INTRMEDI RDNG&WRITNG | | 363-018-201 | LEC | M1 | | TR | 11:00-11:50A | ROLFE 3126 | HAYASHI, A. | 45 | 13 | | 5.0 | |
| | | | RESTRIC: INSTRUCTOR CONSENT | | | | | | | | | | | | |
| | | | 363-018-202 | LEC | M2 | | | TR | 1:00- 1:50P | HAINES A44 | HAYASHI, A. | 45 | 15 | | 5.0 |
| | | | RESTRIC: INSTRUCTOR CONSENT | | | | | | | | | | | | |
| M40 | LANGUAGE AND GENDER | N | 363-045-200 | LEC | 1 | | TR | 2:00- 3:15P | ROLFE 3118 | HAYASHI, A. | 15 | 15 | | 5.0 | |
| | | | RESTRIC: INSTRUCTOR CONSENT | | | | | | | | | | | | |
| 100C | ADV MODERN JAPANESE | N | ----- | LEC | 1 | | TR | 9:30-10:50A | PUB POL 1234 | YOKOYAMA, O.T. | 30 | 12 | G | 5.0 | |
| | | | SAME AS : COM STD M40, RUSSIAN M40 | | | | | | | | | | | | |
| | | | 363-100-201 | DIS | 1A | | R | 11:00-11:50A | BUNCHE 3143 | | | 5 | | | 0.0 |
| | | | 363-100-202 | DIS | 1B | | R | 1:00- 1:50P | KINSEY 94 | | | 5 | | | 0.0 |
| | | | 363-100-203 | DIS | 1C | | R | 2:00- 2:50P | HAINES A6 | | | 5 | | | 0.0 |
| | | | 363-100-204 | DIS | 1D | | R | 3:00- 3:50P | MS 5217 | | | 5 | | | 0.0 |
| | | | 363-100-205 | DIS | 1E | | F | 9:00- 9:50A | MOORE 1003 | | | 5 | | | 0.0 |
| | | | 363-100-206 | DIS | 1F | | F | 10:00-10:50A | HAINES A78 | | | 5 | | | 0.0 |
| | | | ----- | LEC | 1 | | TR | 11:00-12:15P | PUB POL 2270 | HAYASHI, A. | | 50 | 13 | | 4.0 |
| | | | RESTRIC: INSTRUCTOR CONSENT | | | | | | | | | | | | |
| 101B 155 | ADV RDNGS-MDRN JPNS JAPANESE CINEMA | | 363-302-201 | DIS | 1A | | TBA | | | | 15 | | | 0.0 | |
| | | | 363-302-202 | DIS | 1B | | MWF | 11:00-11:50A | ROYCE 160 | | 15 | | | 0.0 | |
| | | | 363-302-203 | DIS | 1C | | MWF | 12:00-12:50P | ROYCE 160 | | 15 | | | 0.0 | |
| | | | 363-302-204 | DIS | 1D | | MWF | 1:00- 1:50P | BUNCHE 3161 | | 15 | | | 0.0 | |
| | | Y | 363-307-200 | LEC | 1 | | TR | 9:00-10:15A | ROLFE 3118 | AKATSUKA, N. | 15 | 12 | G | 4.0 | |
| C160 197A C197B | JAPANESE BUDDHISM SEM-CLASSICAL JAPAN SEM-MODERN JAPAN | N | 363-660-200 | LEC | 1 | | TR | 2:00- 3:15P | PUB POL 2232 | BODIFORD, W.M. | 50 | 15 | G | 4.0 | |
| | | N | 363-883-200 | SEM | 1 | | F | 12:00- 2:50P | ROLFE 2135 | | 17 | 07 | G | 4.0 | |
| | | N | 363-884-200 | SEM | 1 | | TR | 2:00- 3:15P | ROLFE 3115 | BOURDAGHS, M.K. | 15 | 15 | G | 4.0 | |
| | | | RESTRIC: SENIORS ONLY | | | | | | | | | | | | |
| | | Y | 763-006-200 | LEC | 1 | | TR | 12:30- 1:45P | ROLFE 3118 | LIPPIT, S.M. | 12 | 14 | | 4.0 | |
| | | N | 763-060-200 | LEC | 1 | | W | 3:00- 5:50P | ROLFE 3118 | | 10 | 09 | G | 4.0 | |
| | | N | 763-145-200 | SEM | 1 | | TR | 2:00- 3:15P | ROLFE 3106 | AKATSUKA, N. | 10 | 15 | T2 | 4.0 | |
| | | | RESTRIC: GRADUATE STUDENTS | | | | | | | | | | | | |
| | | N | 763-158-200 | LEC | 1 | | W | 3:00- 5:50P | ROLFE 3115 | | 10 | 09 | | 4.0 | |
| | | N | 763-211-200 | SEM | 1 | | R | 3:00- 5:50P | ROLFE 3120 | BOURDAGHS, M.K. | 10 | 16 | T2 | 4.0 | |
| C260 C297B | JAPANESE BUDDHISM SEM-MODERN JAPAN | N | 763-360-200 | LEC | 1 | | TR | 2:00- 3:15P | PUB POL 2232 | BODIFORD, W.M. | 5 | 15 | G | 4.0 | |
| | | N | 763-583-200 | SEM | 1 | | TR | 2:00- 3:15P | ROLFE 3115 | BOURDAGHS, M.K. | 5 | 15 | G | 4.0 | |

Korean

All L&S undergraduate courses, except independent studies and other similar courses without webpages, are subject to the Instructional Enhancement Fee. See Course Materials Fees under "Miscellaneous Fees" in the "Registration" section.

Students who have a background in Korean and want to enroll in a Korean language course (Korean 1 thru 6 and 100ABC) must take the Korean placement test. They are placed in the proper level according to their scores. Students who take the test to fulfill the foreign language requirement will have their scores posted to indicate who has passed one year of the requirement and who has passed two years of the requirement.

There are no official sign-ups for the test; just show up at the correct time and place with your UCLA I.D. and proof of enrollment. The placement test will be given Monday, April 1, 2002, from 3 to 5 p.m. in location TBA.

| | | | | | | | | | | | | | | | |
|-------------------------------|--|-------------|-----------------------------|-----|----|---|-------------|--------------|--------------|-----------|----|----|-----|-----|-----|
| 3 | ELEM MODERN KOREAN | Y | ----- | LEC | 1 | | TR | 10:00-10:50A | PUB POL 2250 | SOHN, S. | 60 | 13 | | 5.0 | |
| | | | RESTRIC: INSTRUCTOR CONSENT | | | | | | | | | | | | |
| | | | 364-009-201 | DIS | 1A | | MWF | 10:00-10:50A | ROLFE 3120 | | | 20 | | | 0.0 |
| | | | 364-009-202 | DIS | 1B | | MWF | 11:00-11:50A | ROLFE 3120 | | | 20 | | | 0.0 |
| 3A | ELEM KORN-KORN SPKR | | 364-009-203 | DIS | 1C | | MWF | 12:00-12:50P | ROLFE 3120 | | 20 | | | 0.0 | |
| | | Y | 364-011-201 | LEC | 1 | | MTWRF | 9:00- 9:50A | ROLFE 3119 | | 15 | 30 | | 5.0 | |
| | | | RESTRIC: INSTRUCTOR CONSENT | | | | | | | | | | | | |
| | | | 364-011-202 | LEC | 2 | | MTWRF | 10:00-10:50A | BUNCHE 2174 | | 15 | 30 | | 5.0 | |
| | | | RESTRIC: INSTRUCTOR CONSENT | | | | | | | | | | | | |
| 6 | INTRMEDI MDRN KOREAN | | 364-011-203 | LEC | 3 | | MTWRF | 11:00-11:50A | KINSEY 94 | | 15 | 30 | | 5.0 | |
| | | | RESTRIC: INSTRUCTOR CONSENT | | | | | | | | | | | | |
| | | | 364-011-204 | LEC | 4 | | MTWRF | 12:00-12:50P | ROLFE 3119 | | 15 | 30 | | 5.0 | |
| | | | RESTRIC: INSTRUCTOR CONSENT | | | | | | | | | | | | |
| | | | 364-011-205 | LEC | 5 | | MTWRF | 1:00- 1:50P | ROLFE 3119 | | 15 | 30 | | 5.0 | |
| 6A | INTRMEDI MDRN KOREAN | Y | 364-018-200 | LEC | 1 | | MTWRF | 10:00-10:50A | ROYCE 160 | LEE, E.H. | 30 | 03 | | 5.0 | |
| | | | RESTRIC: INSTRUCTOR CONSENT | | | | | | | | | | | | |
| 100C | ADV MODERN KOREAN | Y | 364-019-201 | LEC | 1 | | MTWRF | 10:00-10:50A | ROLFE 3119 | LEE, E.H. | 17 | 03 | | 5.0 | |
| | | | RESTRIC: INSTRUCTOR CONSENT | | | | | | | | | | | | |
| | | | 364-019-202 | LEC | 2 | | MTWRF | 11:00-11:50A | ROLFE 3119 | LEE, E.H. | 17 | 04 | | 5.0 | |
| | | | RESTRIC: INSTRUCTOR CONSENT | | | | | | | | | | | | |
| | | | 364-019-203 | LEC | 3 | | MTWRF | 1:00- 1:50P | HAINES A6 | LEE, E.H. | 17 | 06 | | 5.0 | |
| 101C | ADV RDNG-MOD KOREAN | Y | 364-302-200 | LEC | 1 | | MTWRF | 10:00-10:50A | HAINES A20 | LEE, E.H. | 20 | 03 | | 4.0 | |
| | | | RESTRIC: INSTRUCTOR CONSENT | | | | | | | | | | | | |
| 102C | ADV KOREAN CONVRSTN | Y | 364-308-200 | LEC | 1 | | TR | 9:30-10:45A | ROLFE 3120 | THE STAFF | 20 | 12 | | 4.0 | |
| | | | RESTRIC: INSTRUCTOR CONSENT | | | | | | | | | | | | |
| C105C 172 197B C205C | KOREAN ACADMC TEXTS TOPCS-KOR CHRISTIAN CNTMP KOR SOC&CULTR KOREAN ACADMC TEXTS | Y | 364-314-200 | LEC | 1 | | MWF | 1:00- 1:50P | ROYCE 150 | THE STAFF | 25 | 06 | | 4.0 | |
| | | | RESTRIC: INSTRUCTOR CONSENT | | | | | | | | | | | | |
| | | Y | 364-332-200 | LEC | 1 | | TR | 11:00-12:15P | ROLFE 3120 | THE STAFF | 30 | 13 | | 4.0 | |
| | | N | 364-743-200 | LEC | 1 | | TR | 12:30- 1:45P | BUNCHE 3175 | | 50 | 14 | G | 4.0 | |
| | | Y | 364-871-200 | SEM | 1 | | TBA | | | THE STAFF | 20 | 20 | G | 4.0 | |
| 235B | MODERN KOREAN LIT | Y | 764-032-200 | LEC | 1 | | TR | 11:00-12:15P | ROLFE 3120 | THE STAFF | 10 | 13 | | 4.0 | |
| | | | RESTRIC: GRADUATE STUDENTS | | | | | | | | | | | | |
| | N | 764-211-200 | SEM | 1 | | M | 1:00- 3:50P | ROYCE 234B | LEE, P.H. | 10 | 05 | T2 | 4.0 | | |

South and Southeast Asian Languages and Cultures

All L&S undergraduate courses, except independent studies and other similar courses without webpages, are subject to the Instructional Enhancement Fee. See Course Materials Fees under "Miscellaneous Fees" in the "Registration" section.

| | | | | | | | | | | | | | | |
|-----|--------------------|---|-------------|-----|----|--|----|--------------|------------|-------------|----|----|--|-----|
| 40C | INTRODUCTORY HINDI | Y | ----- | LEC | 1 | | MW | 8:30- 9:50A | HAINES A6 | MAHAJAN, G. | 20 | 30 | | 5.0 |
| | | | 351-122-210 | DIS | 1A | | F | 10:00-11:50A | HAINES 122 | | 20 | | | 0.0 |
| | | | ----- | LEC | 2 | | MW | 12:00- 1:30P | ROLFE 2126 | MAHAJAN, G. | 30 | 30 | | 5.0 |
| | | | 351-122-211 | DIS | 2A | | F | 12:00- 1:50P | HAINES A44 | | 20 | | | 0.0 |
| 41C | INTERMEDIATE HINDI | Y | 351-125-200 | LEC | 1 | | MW | 10:00-11:50A | HAINES A6 | MAHAJAN, G. | 20 | 30 | | 5.0 |
| | | | ----- | LEC | 1 | | F | 1:00- 1:50P | HAINES A28 | | 20 | | | 0.0 |

| CATALOG NUMBER | COURSE TITLE | ENF REQ | IM ID NUMBER | CLS TYP | SEC | FEE | DAYS | TIME | BUILDING/ ROOM | INSTRUCTOR | ENRL CAP | XC | CR TP | UNITS |
|--|---------------------|---------|--------------|---------|-----|-----|--------------|--------------|----------------|-------------|----------|----|-------|-------|
| 50C | INTRO VIETNAMESE | Y | 351-152-201 | LEC | 1 | | MW | 12:00- 1:50P | ROLFE 3135 | PHAM, T.C. | 25 | 30 | G | 5.0 |
| | | | 351-152-202 | LEC | 2 | F | 12:00-12:50P | ROLFE 3135 | | | | | | |
| 51C | INTERMDT VIETNAMESE | Y | 351-155-200 | LEC | 1 | | MW | 2:00- 3:50P | ROLFE 3135 | PHAM, T.C. | 25 | 30 | G | 5.0 |
| | | | 351-155-201 | LEC | 2 | F | 1:00- 1:50P | ROLFE 3135 | | | | | | |
| 60C | INTRODUCTORY THAI | Y | 351-182-200 | LEC | 1 | | MW | 12:00- 1:50P | BUNCHE 3153 | THE STAFF | 25 | 30 | G | 5.0 |
| | | | 351-182-201 | LEC | 2 | F | 12:00-12:50P | HAINES 122 | | | | | | |
| 61B | INTERMEDIATE THAI | Y | 351-184-200 | LEC | 1 | | MW | 2:00- 3:50P | HAINES A20 | THE STAFF | 20 | 30 | G | 5.0 |
| | | | 351-184-201 | LEC | 2 | F | 1:00- 1:50P | HAINES 122 | | | | | | |
| 70C | INTRO FILPNO/TAGLOG | Y | 351-212-200 | LEC | 1 | | TR | 12:00- 1:50P | DODD 162 | | 25 | 30 | G | 5.0 |
| | | | 351-212-201 | LEC | 2 | F | 1:00- 1:50P | DODD 162 | | | | | | |
| 71C | INTRM FILPNO/TAGALG | Y | 351-215-200 | LEC | 1 | | TR | 4:00- 5:50P | DODD 162 | | 25 | 16 | G | 5.0 |
| | | | 351-215-201 | LEC | 2 | F | 2:00- 2:50P | DODD 162 | | | | | | |
| 80C | INTRO INDONESIAN | Y | 351-242-200 | LEC | 1 | | MTWRF | 9:00- 9:50A | ROLFE 2106 | IWASAKI, S. | 20 | 30 | | 5.0 |
| 152B | ADVANCED VIETNAMESE | Y | 351-613-200 | LEC | 1 | | M | 1:00- 2:50P | KINSEY 230 | PHAM, D.C. | 10 | 05 | | 5.0 |
| 162A | ADVANCED THAI | Y | 351-672-200 | LEC | 1 | | W | 1:00- 3:50P | ROLFE 3123 | THE STAFF | 15 | 30 | | 5.0 |
| | | | | | | MW | 9:00-10:50A | BUNCHE 3161 | | | | | | |
| 170B | TOPICS-SE ASIAN STD | N | 351-721-200 | LEC | 1 | | F | 10:00-10:50A | BUNCHE 3161 | | 30 | 12 | | 4.0 |
| | | | | | | TR | 9:30-10:45A | ROYCE 162 | | | | | | |
| SSEALC 170B: Introduction to Contemporary Southeast Asia | | | | | | | | | | | | | | |
| 170C | TOPICS-SE ASIAN STD | N | 351-722-200 | LEC | 1 | | TR | 12:30- 1:45P | ROYCE 160 | | 30 | 14 | | 4.0 |
| SSEALC 170C: Topics in Philippine Cultural History | | | | | | | | | | | | | | |

ECONOMICS

All L&S undergraduate courses, except independent studies and other similar courses without webpages, are subject to the Instructional Enhancement Fee. See Course Materials Fees under "Miscellaneous Fees" in the "Registration" section.

| | | | | | | | | | | | | | | | | | |
|-------------|---------------------|----|---------------|-------------|-------------|----|--------------|--------------|----------------|---------------|-----|----|--|-----|-----|----|-----|
| 1 | PRIN OF ECONOMICS | N | ----- | LEC | 1 | | TR | 8:00- 9:15A | BUNCHE 1209B | ALLEN, W.R. | 184 | 11 | | 4.0 | | | |
| | | | 180-004-201 | QIZ | 1A | M | 12:00-12:50P | BUNCHE 2156 | 23 | | | | | | 0.0 | | |
| | | | 180-004-202 | QIZ | 1B | M | 4:00- 4:50P | BUNCHE 2181 | 23 | | | | | | 0.0 | | |
| | | | 180-004-204 | QIZ | 1D | T | 4:00- 4:50P | BUNCHE 2181 | 23 | | | | | | 0.0 | | |
| | | | 180-004-205 | QIZ | 1E | T | 5:00- 5:50P | BUNCHE 2181 | 23 | | | | | | 0.0 | | |
| | | | 180-004-206 | QIZ | 1F | W | 3:00- 3:50P | DODD 162 | 23 | | | | | | 0.0 | | |
| | | | 180-004-207 | QIZ | 1G | W | 4:00- 4:50P | BUNCHE 2181 | 23 | | | | | | 0.0 | | |
| | | | 180-004-208 | QIZ | 1H | R | 3:00- 3:50P | PUB POL 2238 | 23 | | | | | | 0.0 | | |
| | | | 180-004-209 | QIZ | 1I | R | 1:00- 1:50P | BUNCHE 2156 | 23 | | | | | | 0.0 | | |
| | | | ----- | LEC | 2 | MW | 8:00- 9:15A | FOWLER A103B | BRESNOCK, A.E. | | | | | | 264 | 01 | 4.0 |
| | | | 180-004-221 | QIZ | 2A | M | 12:00-12:50P | BUNCHE 3170 | | | | | | | | | |
| | | | 180-004-222 | QIZ | 2B | M | 2:00- 2:50P | BUNCHE 3178 | 24 | | | | | | 0.0 | | |
| | | | 180-004-223 | QIZ | 2C | T | 10:00-10:50A | KINSEY 230 | 24 | | | | | | 0.0 | | |
| | | | 180-004-224 | QIZ | 2D | T | 9:00- 9:50A | BUNCHE 3175 | 24 | | | | | | 0.0 | | |
| | | | 180-004-225 | QIZ | 2E | T | 3:00- 3:50P | BUNCHE 2160 | 24 | | | | | | 0.0 | | |
| | | | 180-004-226 | QIZ | 2F | W | 11:00-11:50A | BUNCHE 3175 | 24 | | | | | | 0.0 | | |
| | | | 180-004-227 | QIZ | 2G | F | 4:00- 4:50P | BUNCHE 2156 | 24 | | | | | | 0.0 | | |
| | | | 180-004-232 | QIZ | 2H | R | 11:00-11:50A | BUNCHE 2160 | 24 | | | | | | 0.0 | | |
| | | | 180-004-229 | QIZ | 2I | W | 1:00- 1:50P | PUB POL 2242 | 24 | | | | | | 0.0 | | |
| | | | 180-004-230 | QIZ | 2J | R | 5:00- 5:50P | BUNCHE 2156 | 24 | | | | | | 0.0 | | |
| | | | 180-004-231 | QIZ | 2K | F | 2:00- 2:50P | BUNCHE 2156 | 24 | | | | | | 0.0 | | |
| 2 | PRIN OF ECONOMICS | N | ----- | LEC | 1 | | MWF | 8:00- 8:50A | DODD 147 | SWANSON, R.B. | 160 | 01 | | 4.0 | | | |
| | | | 180-008-201 | QIZ | 1A | M | 12:00-12:50P | BUNCHE 3211 | 20 | | | | | | 0.0 | | |
| | | | 180-008-202 | QIZ | 1B | M | 2:00- 2:50P | BUNCHE 3211 | 20 | | | | | | 0.0 | | |
| | | | 180-008-203 | QIZ | 1C | M | 9:00- 9:50A | BUNCHE 2156 | 20 | | | | | | 0.0 | | |
| | | | 180-008-205 | QIZ | 1E | W | 12:00-12:50P | PUB POL 2317 | 20 | | | | | | 0.0 | | |
| | | | 180-008-206 | QIZ | 1F | F | 11:00-11:50A | BUNCHE 2156 | 20 | | | | | | 0.0 | | |
| | | | 180-008-207 | QIZ | 1G | T | 12:00-12:50P | BOELTER 4283 | 20 | | | | | | 0.0 | | |
| | | | 180-008-209 | QIZ | 1I | R | 9:00- 9:50A | BUNCHE 3211 | 20 | | | | | | 0.0 | | |
| | | | 180-008-211 | QIZ | 1K | F | 10:00-10:50A | BUNCHE 2156 | 20 | | | | | | 0.0 | | |
| | | | ----- | LEC | 2 | TR | 8:00- 9:15A | ROLFE 1200 | MCDEVITT, E.P. | | | | | | 275 | 11 | 4.0 |
| | | | 180-008-221 | QIZ | 2A | R | 12:00-12:50P | DODD 78 | | | | | | | | | |
| | | | 180-008-222 | QIZ | 2B | R | 2:00- 2:50P | BUNCHE 2156 | 25 | | | | | | 0.0 | | |
| | | | 180-008-223 | QIZ | 2C | T | 12:00-12:50P | BUNCHE 3157 | 25 | | | | | | 0.0 | | |
| | | | 180-008-224 | QIZ | 2D | W | 3:00- 3:50P | PUB POL 2250 | 25 | | | | | | 0.0 | | |
| | | | 180-008-225 | QIZ | 2E | T | 1:00- 1:50P | BUNCHE 3157 | 25 | | | | | | 0.0 | | |
| | | | 180-008-226 | QIZ | 2F | M | 3:00- 3:50P | BUNCHE 2160 | 25 | | | | | | 0.0 | | |
| | | | 180-008-227 | QIZ | 2G | M | 1:00- 1:50P | BUNCHE 3211 | 25 | | | | | | 0.0 | | |
| | | | 180-008-228 | QIZ | 2H | R | 10:00-10:50A | BUNCHE 3157 | 25 | | | | | | 0.0 | | |
| | | | 180-008-229 | QIZ | 2I | W | 12:00-12:50P | PUB POL 1256 | 25 | | | | | | 0.0 | | |
| | | | 180-008-230 | QIZ | 2J | T | 2:00- 2:50P | HAINES A25 | 25 | | | | | | 0.0 | | |
| 180-008-231 | QIZ | 2K | T | 5:00- 5:50P | BUNCHE 2168 | 25 | 0.0 | | | | | | | | | | |
| 11 | MICROECONOMC THEORY | Y | ----- | LEC | 1 | | TR | 2:00- 3:15P | WGYOUNG CS24 | BUDDIN, R. | 180 | 15 | | 4.0 | | | |
| | | | Y 180-052-201 | DIS | 1A | T | 1:00- 1:50P | BUNCHE 2160 | 20 | | | | | | 0.0 | | |
| | | | Y 180-052-202 | DIS | 1B | T | 4:00- 4:50P | BUNCHE 3288 | 20 | | | | | | 0.0 | | |
| | | | Y 180-052-203 | DIS | 1C | T | 11:00-11:50A | BUNCHE 3143 | 20 | | | | | | 0.0 | | |
| | | | Y 180-052-204 | DIS | 1D | W | 12:00-12:50P | BUNCHE 3150 | 20 | | | | | | 0.0 | | |
| | | | Y 180-052-205 | DIS | 1E | R | 12:00-12:50P | HAINES A20 | 20 | | | | | | 0.0 | | |
| | | | Y 180-052-206 | DIS | 1F | R | 3:00- 3:50P | BUNCHE 2156 | 20 | | | | | | 0.0 | | |
| | | | Y 180-052-207 | DIS | 1G | M | 2:00- 2:50P | BUNCHE 2160 | 20 | | | | | | 0.0 | | |
| | | | Y 180-052-208 | DIS | 1H | W | 3:00- 3:50P | GEOLOGY 4645 | 20 | | | | | | 0.0 | | |
| | | | Y 180-052-209 | DIS | 1I | F | 10:00-10:50A | BUNCHE 3288 | 20 | | | | | | 0.0 | | |
| | | | Y ----- | LEC | 2 | TR | 11:00-12:15P | BUNCHE 1209B | HOU, J.W. | | | | | | 180 | 13 | 4.0 |

| CATALOG NUMBER | COURSE TITLE | ENF REQ | IM ID NUMBER | CLS TYP | SEC | FEE | DAYS | TIME | BUILDING/ ROOM | INSTRUCTOR | ENRL CAP | XC | CR TP | UNITS |
|---|----------------------|---------|--------------|---------|-----|-----|--------|--------------|----------------|------------------|----------|----|-------|-------|
| Economics 104 is limited to SENIOR Business Economics majors on the first enrollment pass. Other Business Economics majors may enroll on the second enrollment pass. | | | | | | | | | | | | | | |
| 104 | MANAGERIAL ECONOMIC | Y | 180-406-200 | LEC | 1 | | TR | 12:30- 1:45P | BUNCHE 1209B | MCDEVITT, E.P. | 150 | 14 | | 4.0 |
| RESTRIC: BUSINESS/ECON MAJORS | | | | | | | | | | | | | | |
| Economics 106E is limited to SENIOR Business Economics majors on the first enrollment pass. Other Business Economics majors may enroll on the second enrollment pass. | | | | | | | | | | | | | | |
| 106E | ECON-ENTREPRENERSHP | Y | 180-418-200 | LEC | 1 | | TR | 9:30-10:45A | PUB POL 2214 | ACKERBERG, D.A. | 60 | 12 | G | 4.0 |
| RESTRIC: BUSINESS/ECON MAJORS | | | | | | | | | | | | | | |
| Economics 106G is limited to SENIOR Business Economics majors on the first enrollment pass. Other Business Economics majors may enroll on the second enrollment pass. | | | | | | | | | | | | | | |
| 106G | INTRO-GAME THEORY | Y | 180-420-200 | LEC | 1 | | TR | 2:00- 3:15P | ROLFE 3126 | CAI, H. | 50 | 15 | G | 4.0 |
| RESTRIC: BUSINESS/ECON MAJORS | | | | | | | | | | | | | | |
| 107 | HIST OF ECON THEORY | Y | 180-421-200 | LEC | 1 | | MWF | 9:00- 9:50A | DODD 147 | MURPHY, G.G. | 120 | 02 | | 4.0 |
| 130 | PUBLIC FINANCE | Y | 180-502-200 | LEC | 1 | | MW | 8:00- 9:15A | ROYCE 362 | GALLES, G.M. | 131 | 01 | | 4.0 |
| M135 | ECON MDL-PBLC CHOIC | Y | 180-546-200 | LEC | 1 | | MW | 10:00-11:50A | BUNCHE 4280 | SCHWARTZ, T. | 8 | 03 | | 4.0 |
| SAME AS : POL SCI M105 | | | | | | | | | | | | | | |
| 141C | MATH FINANCE C | Y | 180-577-200 | LEC | 1 | | TR | 2:00- 3:15P | PUB POL 2400A | ELLICKSON, B.C. | 48 | 15 | | 4.0 |
| 143 | APPLIED REGRESN ANLY | Y | ----- | LEC | 1 | | TR | 9:30-10:45A | BUNCHE 2209A | MULLIN, C.M. | 60 | 12 | | 4.0 |
| | | | 180-587-300 | DIS | 1A | | TBA | | | | 30 | | | 0.0 |
| | | | 180-587-301 | DIS | 1B | | TBA | | | | 30 | | | 0.0 |
| 150 | WAGE THEORY | Y | 180-646-200 | LEC | 1 | | MW | 8:00- 9:20A | BUNCHE 1209B | BREWER, D. | 150 | 01 | | 4.0 |
| 160 | MONEY AND BANKING | Y | 180-673-200 | LEC | 1 | | WF | 2:00- 3:15P | DODD 121 | BAIM, D. | 150 | 07 | | 4.0 |
| | | | 180-673-201 | LEC | 2 | | TR | 3:30- 4:45P | ROLFE 1200 | THE STAFF | 150 | 16 | | 4.0 |
| 172 | ANLY-LAWS&LEGL INST | Y | 180-745-200 | LEC | 1 | | WF | 3:00- 4:50P | BUNCHE 2209A | THOMPSON, E.A. | 150 | 08 | | 4.0 |
| Economics 173 is limited to SENIOR Business Economics majors on the first enrollment pass. Other Business Economics majors may enroll on the second enrollment pass. | | | | | | | | | | | | | | |
| 173 | CENTRALIZED MARKETS | Y | 180-748-200 | LEC | 1 | | TR | 3:30- 4:45P | PUB POL 2214 | BATCHELDER, R.W. | 75 | 16 | | 4.0 |
| RESTRIC: BUSINESS/ECON MAJORS | | | | | | | | | | | | | | |
| Economics 174 is limited to SENIOR Business Economics majors on the first enrollment pass. Other Business Economics majors may enroll on the second enrollment pass. | | | | | | | | | | | | | | |
| 174 | ORGNZTN OF THE FIRM | Y | 180-751-200 | LEC | 1 | | MW | 8:00- 9:15A | BUNCHE 2209A | MERRELL, D.R. | 120 | 01 | | 4.0 |
| RESTRIC: BUSINESS/ECON MAJORS | | | | | | | | | | | | | | |
| 183 | DEV-ECON INSTITU-US | Y | 180-799-200 | LEC | 1 | | TR | 2:00- 3:15P | PUB POL 1246 | LAMOREAUX, N.R. | 103 | 15 | G | 4.0 |
| 188C | CAP MARKTS&INV MGMT | Y | 180-874-200 | SEM | 1 | | TR | 12:30- 1:45P | PUB POL 2400A | YELLEN, E. | 48 | 30 | | 4.0 |
| RESTRIC: DEPARTMENT CONSENT | | | | | | | | | | | | | | |
| Economics 188C: Case Studies in Capital Markets and Investment Management | | | | | | | | | | | | | | |
| 188P | ECON-POVERTY TRAPS | Y | 180-887-200 | SEM | 1 | | TR | 9:30-10:45A | PUB POL 2232 | AZARIADIS, C. | 30 | 12 | | 4.0 |
| RESTRIC: DEPARTMENT CONSENT | | | | | | | | | | | | | | |
| Economics 188P: Economics of Poverty Traps | | | | | | | | | | | | | | |
| 191 | INTERNTL TRADE THRY | Y | 180-817-200 | LEC | 1 | | TR | 11:00-12:15P | BUNCHE 2209A | BROWN, B.C. | 150 | 13 | | 4.0 |
| 192 | INTERNATNL FINANCE | Y | 180-826-200 | LEC | 1 | | TR | 3:30- 4:50P | DODD 121 | KROP, R.A. | 150 | 16 | | 4.0 |
| 193 | INTRNATNL AREA STDS | Y | 180-829-201 | SEM | 1 | | W | 1:00- 2:50P | BUNCHE 8389 | LAMBERTINI, L. | 20 | 06 | G | 4.0 |
| RESTRIC: INSTRUCTOR CONSENT | | | | | | | | | | | | | | |
| | | | 180-829-202 | SEM | 2 | | M | 12:30- 2:30P | BUNCHE 8349 | VEGH, C.A. | 20 | 30 | G | 4.0 |
| RESTRIC: INSTRUCTOR CONSENT | | | | | | | | | | | | | | |
| 195HA | HONORS THESIS I | Y | 180-837-200 | SEM | 1 | | UNSCHE | | | OHANIAN, L. | 10 | 30 | T1 | 4.0 |
| 195HB | HONORS THESIS II | Y | 180-838-200 | SEM | 1 | | UNSCHE | | | OHANIAN, L. | 10 | 30 | T2 | 4.0 |
| 201C | EQUILIBRM&WLFR ECON | N | 580-061-200 | LEC | 1 | | MW | 12:00- 1:50P | BUNCHE 2209A | OSTROY, J.M. | 70 | 30 | | 4.0 |
| RESTRIC: ECONOMICS GRADUATE STUDENTS | | | | | | | | | | | | | | |
| 202C | TPCS-MACROECONOMICS | N | 580-014-200 | LEC | 1 | | TR | 9:00-10:50A | PUB POL 2238 | OHANIAN, L. | 40 | 12 | | 4.0 |
| RESTRIC: ECONOMICS GRADUATE STUDENTS | | | | | | | | | | | | | | |
| 203C | SYSTEMS MODELS | N | 580-023-200 | LEC | 1 | | TR | 1:00- 2:50P | HAINES A2 | MULLIN, C.M. | 70 | 15 | | 4.0 |
| RESTRIC: ECONOMICS GRADUATE STUDENTS | | | | | | | | | | | | | | |
| M204N | PHARMCTCL ECON&PLCY | Y | 580-048-200 | SEM | 1 | | R | 4:30- 6:50P | PUB HLT 16059 | COMANOR, W.S. | 10 | 16 | T3 | 2.0 |
| SAME AS : HLT SER M204C | | | | | | | | | | | | | | |
| RESTRIC: ECONOMICS GRADUATE STUDENTS | | | | | | | | | | | | | | |
| 211B | UNCRNTNTY&INFO&GAMES | Y | 580-071-200 | LEC | 1 | | TR | 10:00-11:50A | PUB POL 2400A | CAI, H. | 24 | 13 | | 4.0 |
| RESTRIC: ECONOMICS GRADUATE STUDENTS | | | | | | | | | | | | | | |
| 218C | SEM-ECONOMIC THEORY | N | 580-111-200 | SEM | 1 | | T | 12:00-12:50P | BUNCHE 8271 | CAI, H. | 10 | 30 | SU | 4.0 |
| RESTRIC: ECONOMICS GRADUATE STUDENTS | | | | | | | | | | | | | | |
| 219C | ECON THRY&MATH ECON | N | 580-114-200 | LEC | 1 | | R | 3:30- 4:50P | BUNCHE 9383 | | 40 | 16 | SU | 4.0 |
| RESTRIC: ECONOMICS GRADUATE STUDENTS | | | | | | | | | | | | | | |
| 221C | MONETARY ECON III | Y | 580-127-200 | LEC | 1 | | TR | 10:00-11:30A | BUNCHE 2249 | OHANIAN, L. | 16 | 30 | | 4.0 |
| RESTRIC: ECONOMICS GRADUATE STUDENTS | | | | | | | | | | | | | | |
| 222C | TOPCS-MONETARY ECON | N | 580-133-200 | LEC | 1 | | T | 5:00- 7:50P | BUNCHE 2249 | DOEPKE, M. | 15 | 20 | | 4.0 |
| RESTRIC: ECONOMICS GRADUATE STUDENTS | | | | | | | | | | | | | | |
| 228C | SEM-MONETARY ECON | N | 580-168-200 | SEM | 1 | | T | 12:30- 1:20P | BUNCHE 2174 | FARMER, R.E. | 16 | 15 | SU | 4.0 |
| RESTRIC: ECONOMICS GRADUATE STUDENTS | | | | | | | | | | | | | | |
| 229C | WKSHP-MONETARY ECON | N | 580-174-200 | LEC | 1 | | M | 3:30- 4:50P | BUNCHE 3178 | FARMER, R.E. | 30 | 08 | SU | 4.0 |
| RESTRIC: ECONOMICS GRADUATE STUDENTS | | | | | | | | | | | | | | |
| 232E | TOPICS-ECONOMETRICS | Y | 580-198-200 | LEC | 1 | | MW | 2:00- 3:30P | BUNCHE 2249 | PINKSE, C.A. | 16 | 30 | | 4.0 |
| RESTRIC: ECONOMICS GRADUATE STUDENTS | | | | | | | | | | | | | | |
| 239C | WRKSHP-ECONOMETRICS | N | 580-236-200 | LEC | 1 | | R | 4:00- 5:50P | BUNCHE 1221A | PINKSE, C.A. | 30 | 16 | SU | 4.0 |
| RESTRIC: ECONOMICS GRADUATE STUDENTS | | | | | | | | | | | | | | |
| 248C | ECONOMIC HISTORY | N | 580-313-200 | SEM | 1 | | T | 12:30- 1:30P | PUB POL 1222 | LAMOREAUX, N.R. | 30 | 15 | SU | 4.0 |
| RESTRIC: ECONOMICS GRADUATE STUDENTS | | | | | | | | | | | | | | |
| 249C | HIST-ENTRPRNRSHP-US | N | 580-324-200 | LEC | 1 | | W | 2:00- 3:50P | BUNCHE 9383 | CURRIE, J. | 40 | 09 | SU | 4.0 |
| RESTRIC: ECONOMICS GRADUATE STUDENTS | | | | | | | | | | | | | | |
| 252 | ECON OF FEDERALISM | N | 580-337-200 | LEC | 1 | | T | 2:00- 4:50P | BUNCHE 2249 | THOMPSON, E.A. | 16 | 30 | | 4.0 |
| RESTRIC: ECONOMICS GRADUATE STUDENTS | | | | | | | | | | | | | | |
| 253A | TPCS-PUBLIC FINANCE | N | 580-343-200 | LEC | 1 | | W | 9:00-11:50A | BUNCHE 9383 | BLACK, S.E. | 10 | 02 | | 4.0 |
| RESTRIC: ECONOMICS GRADUATE STUDENTS | | | | | | | | | | | | | | |
| 262A | TOPCS IN LABOR ECON | N | 580-383-200 | LEC | 1 | | MW | 9:00-10:20A | BUNCHE 3169 | CURRIE, J. | 10 | 02 | | 4.0 |
| RESTRIC: ECONOMICS GRADUATE STUDENTS | | | | | | | | | | | | | | |
| 268C | SEM-LABOR&POPULATN | N | 580-414-200 | SEM | 1 | | T | 11:00-11:50A | BUNCHE 9383 | YELOWITZ, A.S. | 30 | 30 | SU | 4.0 |
| RESTRIC: ECONOMICS GRADUATE STUDENTS | | | | | | | | | | | | | | |
| 269C | WORKSHOP-LABOR ECON | N | 580-422-200 | LEC | 1 | | T | 3:30- 4:45P | BUNCHE 9383 | CURRIE, J. | 40 | 15 | SU | 4.0 |
| RESTRIC: ECONOMICS GRADUATE STUDENTS | | | | | | | | | | | | | | |
| 271C | MATH THRY-INDUS ORG | Y | 580-429-200 | LEC | 1 | | W | 3:00- 5:50P | BUNCHE 3150 | DEMSETZ, H. | 24 | 09 | | 4.0 |
| RESTRIC: ECONOMICS GRADUATE STUDENTS | | | | | | | | | | | | | | |
| 278C | INDSTR L ORGN®LTN | N | 580-474-200 | SEM | 1 | | F | 2:00- 3:30P | BUNCHE 9383 | LESLIE, P. | 30 | 30 | SU | 4.0 |
| RESTRIC: ECONOMICS GRADUATE STUDENTS | | | | | | | | | | | | | | |
| 279C | WRKSHP-BUSINESS ORG | N | 580-480-200 | LEC | 1 | | M | 3:00- 4:30P | BUNCHE 9383 | LESLIE, P. | 40 | 08 | SU | 4.0 |
| RESTRIC: ECONOMICS GRADUATE STUDENTS | | | | | | | | | | | | | | |

| CATALOG NUMBER | COURSE TITLE | ENF REQ | IM ID NUMBER | CLS TYP | SEC | FEE | DAYS | TIME | BUILDING/ ROOM | INSTRUCTOR | ENRL CAP | XC | CR TP | UNITS |
|---|----------------------|---------|--------------|--|-----|-----|--------|--------------|----------------|--------------------|----------|----|-------|----------|
| 282C | TPCS-INTERNTNL ECON | N | 580-495-200 | LEC | 1 | | M | 12:00- 2:50P | BUNCHE 9383 | ATKESON, A.G. | 30 | 30 | | 4.0 |
| | | | | RESTRICT: ECONOMICS GRADUATE STUDENTS | | | | | | | | | | |
| 282D | TPCS-INTERNTNL ECON | N | 580-496-200 | LEC | 1 | | T | 9:00-11:50A | BUNCHE 8271 | OZLER, S. | 30 | 11 | | 4.0 |
| | | | | RESTRICT: ECONOMICS GRADUATE STUDENTS | | | | | | | | | | |
| 285C | WRKSH-INTRNTL ECON | N | 580-512-200 | LEC | 1 | | W | 3:30- 4:50P | BUNCHE 2160 | LAHIRI, A. | 40 | 09 | SU | 4.0 |
| | | | | RESTRICT: ECONOMICS GRADUATE STUDENTS | | | | | | | | | | |
| 287C | ECONOMIC DEVELOPMNT | N | 580-522-200 | LEC | 1 | | M | 5:00- 7:50P | BUNCHE 2249 | VEGH, C.A. | 24 | 30 | | 4.0 |
| | | | | RESTRICT: ECONOMICS GRADUATE STUDENTS | | | | | | | | | | |
| 288C | INTRNTL&DEVELP ECON | N | 580-528-200 | SEM | 1 | | R | 12:30- 1:50P | BUNCHE 2174 | VEGH, C.A. | 16 | 30 | SU | 4.0 |
| | | | | RESTRICT: ECONOMICS GRADUATE STUDENTS | | | | | | | | | | |
| 291B | FNDMNTL-ASSET PRICE | Y | 580-537-200 | LEC | 1 | | R | 2:00- 4:50P | BUNCHE 2249 | AZARIADIS, C. | 16 | 16 | | 4.0 |
| | | | | RESTRICT: ECONOMICS GRADUATE STUDENTS | | | | | | | | | | |
| 495 | TCHNG-COLLEGE ECON | N | 580-775-201 | SEM | 1 | | F | 3:30- 4:50P | BUNCHE 2249 | LAHIRI, A. | 25 | 30 | SU | 2.0 |
| | | | | RESTRICT: GRADUATE STUDENTS | | | | | | | | | | |
| EDUCATION | | | | | | | | | | | | | | |
| For undergraduate courses that require department consent, email duey@gseis.ucla.edu. Education minors will receive first priority. | | | | | | | | | | | | | | |
| M108 | SOCIOLOGY OF EDUC | Y | ----- | LEC | 1 | | MW | 2:00- 3:50P | HAINES A2 | ANDERSON, T.L. | 15 | 07 | | 4.0 |
| | | | | SAME AS : SOCIOL M175 | | | | | | | | | | |
| | | | 183-368-201 | DIS | 1A | | M | 1:00- 1:50P | WG YOUNG 4216 | | 5 | | | 0.0 |
| | | | 183-368-202 | DIS | 1B | | M | 4:00- 4:50P | MOORE 1003 | | 5 | | | 0.0 |
| | | | 183-368-203 | DIS | 1C | | T | 9:00- 9:50A | ROYCE 154 | | 5 | | | 0.0 |
| For Education 125A, email duey@gseis.ucla.edu for department consent. Education minors receive first priority. | | | | | | | | | | | | | | |
| 125A | EXCPTNL INDIVIDUALS | Y | 183-457-200 | LEC | 1 | | MW | 9:00-10:50A | MOORE 3140 | REIN, R.P. | 45 | 30 | | 4.0 |
| | | | | RESTRICT: DEPARTMENT CONSENT | | | | | | | | | | |
| M148 | WOMEN IN HIGHER ED | N | 183-588-200 | LEC | 1 | | M | 1:00- 4:50P | MOORE 3320 | SAX, L.J. | 10 | 05 | | 4.0 |
| | | | | SAME AS : WOM STD M148 | | | | | | | | | | |
| 181A | EARLY CHILDHOOD ED | N | 183-787-200 | LEC | 1 | | TR | 9:00-10:50A | MOORE 1048 | BASS, W.A. | 30 | 12 | G | 4.0 |
| | | | | RESTRICT: DEPARTMENT CONSENT | | | | | | | | | | |
| 181C | PERSPECTV-US COLLEGE | N | 183-789-200 | LEC | 1 | | T | 1:00- 4:50P | MOORE 1048 | TOBOLOWSKY, B.F. | 30 | 15 | G | 4.0 |
| | | | | RESTRICT: DEPARTMENT CONSENT | | | | | | | | | | |
| 181D | TEACHING PROFESSION | N | 183-790-200 | LEC | 1 | | MW | 11:00-12:50P | MOORE 3140 | BAILIS, P.G. | 30 | 30 | G | 4.0 |
| | | | | RESTRICT: DEPARTMENT CONSENT | | | | | | | | | | |
| 190 | CMNTY SRVC LEARNING | N | 183-842-200 | LEC | 1 | | M | 1:00- 2:50P | FRANZ 1178 | ANDERSON, E.C. | 200 | 05 | G | 2.0 |
| 191B | ISSUES IN EDUC-HIST | N | 183-845-200 | LEC | 1 | | TR | 11:00-12:50P | MOORE 3140 | COHEN, A.M. | 20 | 13 | | 4.0 |
| 191G | ADOLESCNT PSYCHOSOC | N | 183-851-200 | LEC | 1 | | R | 1:00- 4:50P | MOORE 3140 | SKAGER, R.W. | 30 | 16 | | 4.0 |
| 192A | TCHNG&LEARNNG FNCTN | Y | 183-853-200 | LEC | 1 | | T | 9:00-11:50P | COVEL 203 | RABIN, J. | 30 | 11 | | 4.0 |
| | | | | RESTRICT: INSTRUCTOR CONSENT | | | | | | | | | | |
| 192C | DYNMCS-PEER TEACHNG | N | 183-855-200 | LEC | 1 | | R | 1:00- 3:50P | COVEL 203 | BARBEE, B.L. | 40 | 16 | G | 4.0 |
| | | | | RESTRICT: INSTRUCTOR CONSENT | | | | | | | | | | |
| | | | 183-855-202 | LEC | 3 | | UNSCHE | | OFF CAM | ANDERSON, E.C. | 20 | 30 | G | 4.0 |
| | | | | RESTRICT: INSTRUCTOR CONSENT | | | | | | | | | | |
| 193A | LINGS | Y | 183-860-200 | DIS | 1 | | M | 3:00- 4:50P | MS 5127 | ANDERSON, E.C. | 40 | 08 | G | 4.0 |
| 193B | CBOP | Y | 183-861-200 | DIS | 1 | | M | 11:00-12:50P | MOORE 2120 | ANDERSON, E.C. | 40 | 05 | G | 4.0 |
| | | | 183-861-201 | DIS | 2 | | M | 3:00- 4:50P | MOORE 1048 | ANDERSON, E.C. | 30 | 08 | G | 4.0 |
| | | | 183-861-202 | DIS | 3 | | M | 5:00- 6:50P | MOORE 2120 | ANDERSON, E.C. | 40 | 30 | G | 4.0 |
| | | | 183-861-203 | DIS | 4 | | M | 9:00-10:50A | MOORE 1048 | ANDERSON, E.C. | 30 | 01 | G | 4.0 |
| | | | 183-861-204 | DIS | 5 | | W | 9:00-10:50A | MOORE 1003 | SMITH-MADDOX, R.P. | 20 | 02 | G | 4.0 |
| | | | | RESTRICT: INSTRUCTOR CONSENT | | | | | | | | | | |
| 193C | AMERICA READS | Y | 183-862-200 | DIS | 1 | | R | 9:00-10:50A | MOORE 2120 | BAILIS, P.G. | 30 | 30 | G | 4.0 |
| 193D | COMMUNITY SERVICE | Y | 183-863-200 | DIS | 1 | | R | 11:00-12:50P | MOORE 2120 | ANDERSON, E.C. | 40 | 14 | G | 4.0 |
| 193F | TEACHING INTERNSHIP | Y | 183-865-200 | DIS | 1 | | UNSCHE | | UES | ERICKSON, F.D. | 20 | 30 | G | 4.0 |
| | | | | RESTRICT: INSTRUCTOR CONSENT | | | | | | | | | | |
| 193X | HIGH SCHOOL ADVISNG | N | 183-877-200 | LEC | 1 | | W | 1:00- 2:50P | KINSEY 169 | MCDONOUGH, P.M. | 100 | 06 | T1 | 4.0 |
| | | | | RESTRICT: DEPARTMENT CONSENT | | | | | | | | | | |
| | | | 183-877-201 | LEC | 2 | | T | 1:00- 2:50P | BOELTER 5252 | MCDONOUGH, P.M. | 30 | 15 | T1 | 4.0 |
| | | | | RESTRICT: INSTRUCTOR CONSENT | | | | | | | | | | |
| | | | 183-877-202 | LEC | 3 | | T | 3:00- 4:50P | MS 5127 | MCDONOUGH, P.M. | 30 | 15 | T1 | 4.0 |
| | | | | RESTRICT: INSTRUCTOR CONSENT | | | | | | | | | | |
| | | | 183-877-203 | LEC | 4 | | W | 3:00- 4:50P | MS 5138 | MCDONOUGH, P.M. | 30 | 09 | T1 | 4.0 |
| | | | | RESTRICT: INSTRUCTOR CONSENT | | | | | | | | | | |
| | | | 183-877-204 | LEC | 5 | | R | 11:00-12:50P | BOELTER 5420 | MCDONOUGH, P.M. | 30 | 14 | T1 | 4.0 |
| | | | | RESTRICT: INSTRUCTOR CONSENT | | | | | | | | | | |
| 194C | CULTR&COMM&HUMN DEV | N | 183-572-200 | LEC | 1 | | TR | 9:30-10:50A | MOORE 3140 | JOHN, A.S. | 30 | 12 | G | 6.0- 8.0 |
| 197A | CURRENT ISSUES-EDUC | N | 183-884-200 | LEC | 1 | | F | 8:00-11:50A | MOORE 3021 | RUST, V.D. | 20 | 03 | G | 4.0 |
| | | | | RESTRICT: INSTRUCTOR CONSENT | | | | | | | | | | |
| 197F | ED-EXCPTNL INDIVDLS | N | 183-889-200 | LEC | 1 | | W | 1:00- 2:50P | MS 7608 | REIN, R.P. | 15 | 30 | | 4.0 |
| | | | | RESTRICT: INSTRUCTOR CONSENT | | | | | | | | | | |
| M201C | HIST OF AMERCN EDUC | N | 583-025-200 | DIS | 1 | | T | 1:00- 4:50P | MOORE 3320 | COHEN, S. | 12 | 15 | | 4.0 |
| | | | | SAME AS : HIST M264 | | | | | | | | | | |
| | | | | RESTRICT: GRADUATE STUDENTS | | | | | | | | | | |
| 204D | MIN ED CRS-CUL PRSP | N | 583-061-200 | LEC | 1 | | T | 5:00- 8:50P | MOORE 3140 | ANAYA, G. | 30 | 30 | | 4.0 |
| | | | | RESTRICT: GRADUATE STUDENTS | | | | | | | | | | |
| 204E | INTRNTL EFFRTS-EDUC | N | 583-065-200 | LEC | 1 | | W | 5:00- 8:50P | MOORE 3021 | BEAUCHAMP, E.D. | 20 | 30 | | 4.0 |
| | | | | RESTRICT: GRADUATE STUDENTS | | | | | | | | | | |
| 206A | PHIL-EDUC-INTRODUCTN | N | 583-073-200 | LEC | 1 | | M | 1:00- 4:50P | MOORE 3030 | HAMMER, R. | 20 | 05 | | 4.0 |
| | | | | RESTRICT: GRADUATE STUDENTS | | | | | | | | | | |
| 208A | PRSPCTV SOCIOL-EDUC | N | 583-099-201 | LEC | 2 | | W | 1:00- 4:50P | MOORE 3140 | OBIDAH, J.E. | 20 | 06 | | 4.0 |
| | | | | RESTRICT: GRADUATE STUDENTS | | | | | | | | | | |
| 209A | HIST OF HIGHER EDUC | N | 583-109-200 | LEC | 1 | | TR | 11:00-12:50P | MOORE 3140 | COHEN, A.M. | 20 | 13 | G | 4.0 |
| | | | | RESTRICT: GRADUATE STUDENTS | | | | | | | | | | |
| 213D | CNSLNG&STDNT AFFRS | N | 583-160-200 | LEC | 1 | | T | 9:00-12:50P | MOORE 3320 | TIDWELL, R. | 20 | 11 | G | 4.0 |
| | | | | RESTRICT: GRADUATE STUDENTS | | | | | | | | | | |
| M215 | PRSNLT&MTVTN&ATTRBT | N | 583-171-200 | DIS | 1 | | W | 1:00- 3:50P | FRANZ 5461 | WEINER, B. | 5 | 06 | | 4.0 |
| | | | | SAME AS : PSYCH M239 | | | | | | | | | | |
| M217H | CHILD ABUSE&NEGLECT | Y | 583-808-200 | LEC | 1 | | T | 4:00- 5:50P | LAW | GOLDSTEIN, R.D. | 5 | 30 | G | 2.0 |
| | | | | SAME AS : DENT M300B, COM HLT M245B, MED M290B, NURSING M290B, SOC WEL M203G | | | | | | | | | | |
| | | | | RESTRICT: GRADUATE STUDENTS | | | | | | | | | | |
| 219 | LAB-RSRCH METHDOLGY | N | 583-197-200 | LAB | 1 | | T | 9:00-12:50P | GSEIS 245 | ABEDI, J. | 20 | 30 | | 4.0 |
| | | | | RESTRICT: GRADUATE STUDENTS | | | | | | | | | | |
| 222C | QLTTV DATA RDCT&ANL | Y | 583-216-200 | LEC | 1 | | W | 1:00- 4:50P | MOORE 2016 | ERICKSON, F.D. | 20 | 06 | G | 4.0 |
| | | | | RESTRICT: GRADUATE STUDENTS | | | | | | | | | | |

| CATALOG NUMBER | COURSE TITLE | ENF REQ | IM ID NUMBER | CLS TYP | SEC | FEE | DAYS | TIME | BUILDING/ ROOM | INSTRUCTOR | ENRL CAP | XC | CR TP | UNITS |
|----------------|---------------------|---------|--------------|--|-----|-----|--------|--------------|----------------|--------------------|----------|----|-------|----------|
| 222D | QUAL INQY-SPEC TPCS | N | 583-217-200 | LEC | 1 | | W | 9:00-12:50P | MOORE 1048 | ERICKSON, F.D. | 20 | 02 | | 4.0 |
| | | | | RESTRICT: GRADUATE STUDENTS | | | | | | | | | | |
| 226 | SEM-SPECIAL TOPICS | N | 583-227-200 | LEC | 1 | | T | 1:00- 4:50P | MOORE 3021 | ROSE, M.A. | 20 | 15 | G | 4.0 |
| | | | | RESTRICT: INSTRUCTOR CONSENT | | | | | | | | | | |
| 229 | SEM-URBAN SCHOOLING | N | 583-255-201 | SEM | 2 | | T | 5:00- 8:50P | MOORE 3021 | MCLAREN, P.L. | 20 | 30 | G | 4.0 |
| | | | | RESTRICT: GRADUATE STUDENTS | | | | | | | | | | |
| 230C | LINEAR STAT MODELS | N | 583-242-200 | LEC | 1 | | MW | 9:00-10:50A | MOORE 2120 | THUM, Y.M. | 40 | 30 | T2 | 4.0 |
| | | | | RESTRICT: EDUCATION, SPECIAL ED MAJORS | | | | | | | | | | |
| | | | 583-242-201 | LEC | 2 | | TR | 1:00- 2:50P | MOORE 2120 | ENDER, P. | 40 | 15 | T2 | 4.0 |
| | | | | RESTRICT: EDUCATION, SPECIAL ED MAJORS | | | | | | | | | | |
| M231E | STAT ANLYS-LAT VARS | Y | 583-272-200 | LEC | 1 | | MW | 3:00- 4:50P | MOORE 2120 | MUTHEN, B. | 10 | 08 | G | 4.0 |
| | | | | SAME AS : STATS M244 | | | | | | | | | | |
| | | | | RESTRICT: GRADUATE STUDENTS | | | | | | | | | | |
| 233A | PROFESSIONL WRITING | N | 583-267-200 | LEC | 1 | | R | 1:00- 4:50P | MOORE 3021 | GIULIANO, C.F. | 15 | 16 | G | 4.0 |
| | | | | RESTRICT: INSTRUCTOR CONSENT | | | | | | | | | | |
| 247 | LAW AND ED POLICY | N | 583-336-200 | LEC | 1 | | T | 1:00- 4:50P | MOORE 3140 | BIEGEL, S. | 20 | 15 | G | 4.0 |
| | | | | RESTRICT: UCLA STUDENTS ONLY & GRADUATE STUDENTS | | | | | | | | | | |
| 250C | FRAMEWRKS-HIGHER ED | N | 583-349-200 | LEC | 1 | | T | 9:00-12:50P | MOORE 3021 | RHOADS, R.A. | 15 | 11 | G | 4.0 |
| | | | | RESTRICT: GRADUATE STUDENTS | | | | | | | | | | |
| 253G | SEM-ASIAN AMERCN&ED | N | 583-403-200 | SEM | 1 | | W | 1:00- 4:50P | HAINES A24 | WANG, W.W. | 20 | 06 | | 4.0 |
| | | | | RESTRICT: GRADUATE STUDENTS | | | | | | | | | | |
| 255B | SEMINAR-DESIGN | N | 583-416-200 | SEM | 1 | | TR | 3:00- 4:50P | MOORE 2120 | KLEIN, A.G. | 20 | 30 | | 4.0 |
| | | | | RESTRICT: GRADUATE STUDENTS | | | | | | | | | | |
| | | | | Education 255: Advanced Statistical Techniques | | | | | | | | | | |
| 255C | SEM-DATA ANALYSIS | N | 583-418-200 | SEM | 1 | | M | 1:00- 4:50P | MOORE 3140 | BAILEY, A. | 25 | 30 | | 4.0 |
| | | | | RESTRICT: GRADUATE STUDENTS | | | | | | | | | | |
| | | | | Education 255C: Research Methods for Language and Literacy Data | | | | | | | | | | |
| 256A | TOPICS SCHOOL LEARN | N | 583-419-200 | SEM | 1 | | T | 1:00- 4:50P | MOORE 2016 | KAFAI, Y.B. | 10 | 15 | | 4.0 |
| | | | | RESTRICT: GRADUATE STUDENTS | | | | | | | | | | |
| 261F | DVLPMT-COLLEGE STDT | N | 583-456-200 | SEM | 1 | | M | 1:00- 4:50P | MOORE 2016 | RHOADS, R.A. | 20 | 05 | | 4.0 |
| | | | | RESTRICT: GRADUATE STUDENTS | | | | | | | | | | |
| 262J | ENTRPRNRL LDRSHP&ED | N | 583-475-200 | SEM | 1 | | UNSCHE | | OFF CAM | KOURILSKY, M. | 20 | 30 | G | 4.0 |
| | | | | RESTRICT: INSTRUCTOR CONSENT | | | | | | | | | | |
| 263 | SEMINAR-HIGHER EDUC | N | 583-478-201 | SEM | 2 | | W | 1:00- 4:50P | MOORE 3021 | COHEN, A.M. | 15 | 06 | | 4.0 |
| | | | | RESTRICT: GRADUATE STUDENTS | | | | | | | | | | |
| | | | | Education 263, seminar 2: Community Colleges | | | | | | | | | | |
| | | | 583-478-202 | SEM | 3 | | M | 9:00-12:50P | MOORE 3021 | MCCLAFFERTY, K.A. | 15 | 01 | | 4.0 |
| | | | | RESTRICT: GRADUATE STUDENTS | | | | | | | | | | |
| | | | | Education 263, seminar 3: Writing | | | | | | | | | | |
| 275 | RACE AND EDUCATION | N | 583-513-200 | SEM | 1 | | T | 9:00-12:50P | MOORE 2016 | SMITH-MADDOX, R.P. | 20 | 11 | G | 4.0 |
| | | | | RESTRICT: GRADUATE STUDENTS | | | | | | | | | | |
| | | | | Education 275: Race and Education | | | | | | | | | | |
| 280A | SLCTD TPCS-SPCL ED | N | 583-531-200 | SEM | 1 | | W | 1:00- 4:50P | MOORE 3030 | GRAHAM, S.H. | 20 | 06 | | 2.0- 6.0 |
| | | | | RESTRICT: GRADUATE STUDENTS | | | | | | | | | | |
| 288 | RESEARCH APPRENTICE | N | 583-565-200 | DIS | 1 | | R | 9:00-10:50A | MOORE 3026 | ALKIN, M.C. | 10 | 30 | SU | 2.0 |
| | | | | RESTRICT: INSTRUCTOR CONSENT | | | | | | | | | | |
| | | | 583-565-202 | DIS | 2 | | UNSCHE | | | ASTIN, A.W. | 10 | 30 | SU | 2.0 |
| | | | | RESTRICT: INSTRUCTOR CONSENT | | | | | | | | | | |
| | | | | Education 288, discussion 2: Research Group: Advanced Quantitative Methodology | | | | | | | | | | |
| | | | 583-565-203 | DIS | 3 | | UNSCHE | | | ASTIN, A.W. | 10 | 30 | SU | 2.0 |
| | | | | RESTRICT: INSTRUCTOR CONSENT | | | | | | | | | | |
| | | | 583-565-204 | DIS | 4 | | W | 1:00- 2:50P | GSEIS 308 | CLARE, L.A. | 10 | 30 | SU | 2.0 |
| | | | | RESTRICT: INSTRUCTOR CONSENT | | | | | | | | | | |
| | | | | Education 288, discussion 4: Learning | | | | | | | | | | |
| | | | 583-565-205 | DIS | 5 | | R | 4:00- 5:50P | MOORE 2320 | DORR, A. | 10 | 30 | SU | 2.0 |
| | | | | RESTRICT: INSTRUCTOR CONSENT | | | | | | | | | | |
| | | | 583-565-206 | DIS | 6 | | M | 3:00- 6:50P | MOORE 2137 | ENYEDY, N.D. | 10 | 30 | SU | 2.0 |
| | | | | RESTRICT: INSTRUCTOR CONSENT | | | | | | | | | | |
| | | | 583-565-207 | DIS | 7 | | F | 12:00- 1:50P | MOORE 2016 | GRAHAM, S.H. | 10 | 30 | SU | 2.0 |
| | | | | RESTRICT: INSTRUCTOR CONSENT | | | | | | | | | | |
| | | | 583-565-208 | DIS | 8 | | UNSCHE | | | HODAPP, R.M. | 10 | 30 | SU | 2.0 |
| | | | | RESTRICT: INSTRUCTOR CONSENT | | | | | | | | | | |
| | | | 583-565-209 | DIS | 9 | | W | 1:00- 4:50P | MOORE 3302B | HOWES, C. | 10 | 30 | SU | 2.0 |
| | | | | RESTRICT: INSTRUCTOR CONSENT | | | | | | | | | | |
| | | | 583-565-210 | DIS | 10 | | F | 9:00-12:50P | MOORE 2137 | BAILEY, A. | 10 | 30 | SU | 2.0 |
| | | | | RESTRICT: INSTRUCTOR CONSENT | | | | | | | | | | |
| | | | 583-565-211 | DIS | 11 | | UNSCHE | | | KASARI, C.L. | 10 | 30 | SU | 2.0 |
| | | | | RESTRICT: INSTRUCTOR CONSENT | | | | | | | | | | |
| | | | | Education 288, discussion 11: Learning | | | | | | | | | | |
| | | | 583-565-212 | DIS | 12 | | UNSCHE | | | MCDONOUGH, P.M. | 10 | 30 | SU | 2.0 |
| | | | | RESTRICT: INSTRUCTOR CONSENT | | | | | | | | | | |
| | | | 583-565-213 | DIS | 13 | | F | 2:00- 5:50P | MOORE 3030 | MUTHEN, B. | 10 | 30 | SU | 2.0 |
| | | | | RESTRICT: INSTRUCTOR CONSENT | | | | | | | | | | |
| | | | 583-565-214 | DIS | 14 | | W | 1:00- 4:50P | MOORE 1048 | OAKES, J.L. | 10 | 30 | SU | 2.0 |
| | | | | RESTRICT: INSTRUCTOR CONSENT | | | | | | | | | | |
| | | | 583-565-215 | DIS | 15 | | W | 9:00-12:50P | MOORE 2137 | OBIDAH, J.E. | 10 | 30 | SU | 2.0 |
| | | | | RESTRICT: INSTRUCTOR CONSENT | | | | | | | | | | |
| | | | 583-565-216 | DIS | 16 | | UNSCHE | | | SELTZER, M.H. | 10 | 30 | SU | 2.0 |
| | | | | RESTRICT: INSTRUCTOR CONSENT | | | | | | | | | | |
| | | | 583-565-217 | DIS | 17 | | R | 5:00- 8:50P | MOORE 3030 | SOLORZANO, D.G. | 10 | 30 | SU | 2.0 |
| | | | | RESTRICT: INSTRUCTOR CONSENT | | | | | | | | | | |
| | | | 583-565-218 | DIS | 18 | | F | 9:00-12:50P | MOORE 3140 | TORRES, C.A. | 10 | 30 | SU | 2.0 |
| | | | | RESTRICT: INSTRUCTOR CONSENT | | | | | | | | | | |
| | | | 583-565-219 | DIS | 19 | | W | 1:00- 4:50P | MOORE 2137 | VALADEZ, C.M. | 10 | 30 | SU | 2.0 |
| | | | | RESTRICT: INSTRUCTOR CONSENT | | | | | | | | | | |
| | | | 583-565-221 | DIS | 21 | | R | 9:00-11:50P | GSEIS 101A | BAKER, E.L. | 10 | 12 | SU | 2.0 |
| | | | | RESTRICT: INSTRUCTOR CONSENT | | | | | | | | | | |
| 299A | RSRCH PRACTICM EDUC | N | 583-587-200 | CLI | 1 | | W | 1:00- 4:50P | MOORE 3320 | THE STAFF | 25 | 06 | | 4.0- 8.0 |
| | | | | RESTRICT: GRADUATE STUDENTS | | | | | | | | | | |
| | | | | Education 299A, clinic 1: | | | | | | | | | | |
| 299C | RSRCH PRACTICM EDUC | N | 583-591-200 | CLI | 1 | | T | 1:00- 4:50P | MOORE 3030 | ASTIN, H.S. | 20 | 30 | | 4.0- 8.0 |
| | | | | RESTRICT: GRADUATE STUDENTS | | | | | | | | | | |
| | | | 583-591-201 | CLI | 2 | | M | 9:00-12:50P | MOORE 3030 | HODAPP, R.M. | 15 | 30 | | 4.0- 8.0 |
| | | | | RESTRICT: GRADUATE STUDENTS | | | | | | | | | | |

| CATALOG NUMBER | COURSE TITLE | ENF REQ | IM ID NUMBER | CLS TYP | SEC | FEE | DAYS | TIME | BUILDING/ ROOM | INSTRUCTOR | ENRL CAP | XC | CR TP | UNITS |
|----------------|---------------------|---------|--|---------|-----|-----|------|--------------|----------------|-------------------|----------|----|-------|-------|
| | | | 196-491-201 | LEC | 2 | | T | 12:00- 2:50P | HAINES A78 | SEE, C. | 15 | 30 | | 5.0 |
| | | | RESTRICT: INSTRUCTOR CONSENT | | | | | | | | | | | |
| 140A | CRITICISM-HIST&THRY | Y | 196-508-200 | LEC | 1 | | TR | 10:00-11:50A | BUNCHE 3211 | SILVER, N.E. | 45 | 13 | | 5.0 |
| 141A | CHAUCER-CBURY TALES | Y | 196-514-200 | LEC | 1 | | MW | 10:00-11:50A | ROYCE 156 | KIPLING, G. | 45 | 03 | | 5.0 |
| | | | RESTRICT: ENGLISH OR AMERICN LIT&CULTURE MAJOR | | | | | | | | | | | |
| | | | 196-514-201 | LEC | 2 | | TR | 2:00- 3:50P | ROYCE 164 | DENNY-BROWN, A.B. | 45 | 15 | | 5.0 |
| | | | RESTRICT: ENGLISH OR AMERICN LIT&CULTURE MAJOR | | | | | | | | | | | |
| | | | 196-514-202 | LEC | 3 | | MW | 12:00- 1:50P | ROYCE 156 | CONDREN, E.I. | 45 | 05 | | 5.0 |
| | | | RESTRICT: ENGLISH OR AMERICN LIT&CULTURE MAJOR | | | | | | | | | | | |
| 142A | SHAKES-POEM&ER PLAY | Y | 196-519-200 | LEC | 1 | | MW | 12:00- 1:50P | BOELTER 5436 | GALLAGHER, L. | 45 | 05 | | 5.0 |
| | | | RESTRICT: ENGLISH OR AMERICN LIT&CULTURE MAJOR | | | | | | | | | | | |
| | | | 196-519-201 | LEC | 2 | | TR | 12:00- 1:50P | ROYCE 162 | LITTLE, A.L. | 45 | 14 | | 5.0 |
| | | | RESTRICT: ENGLISH OR AMERICN LIT&CULTURE MAJOR | | | | | | | | | | | |
| | | | 196-519-213 | LEC | 3 | | MW | 10:00-11:50A | ROLFE 3126 | ALLEN, M.J. | 45 | 03 | | 5.0 |
| | | | RESTRICT: ENGLISH OR AMERICN LIT&CULTURE MAJOR | | | | | | | | | | | |
| | | | 196-519-203 | LEC | 4 | | MW | 8:00- 9:50A | ROYCE 162 | DICKEY, S.J. | 45 | 01 | | 5.0 |
| | | | RESTRICT: ENGLISH OR AMERICN LIT&CULTURE MAJOR | | | | | | | | | | | |
| 142B | SHAKESP-LATER PLAYS | Y | 196-521-200 | LEC | 1 | | MW | 12:00- 1:50P | ROYCE 162 | DICKEY, S.J. | 45 | 05 | | 5.0 |
| | | | RESTRICT: ENGLISH OR AMERICN LIT&CULTURE MAJOR | | | | | | | | | | | |
| | | | 196-521-211 | LEC | 2 | | TR | 12:00- 1:50P | ROYCE 164 | KATES, J.L. | 45 | 14 | | 5.0 |
| | | | RESTRICT: ENGLISH OR AMERICN LIT&CULTURE MAJOR | | | | | | | | | | | |
| | | | 196-521-212 | LEC | 3 | | TR | 10:00-11:50A | ROYCE 154 | CUNNINGHAM, K.J. | 45 | 13 | | 5.0 |
| | | | RESTRICT: ENGLISH OR AMERICN LIT&CULTURE MAJOR | | | | | | | | | | | |
| | | | 196-521-213 | LEC | 4 | | MW | 9:00-10:50A | DODD 170 | HADDAD, M.S. | 45 | 02 | | 5.0 |
| | | | RESTRICT: ENGLISH OR AMERICN LIT&CULTURE MAJOR | | | | | | | | | | | |
| 143 | MILTON | Y | 196-525-200 | LEC | 1 | | MW | 10:00-11:50A | ROYCE 162 | PACKER, B.L. | 45 | 03 | | 5.0 |
| | | | RESTRICT: ENGLISH OR AMERICN LIT&CULTURE MAJOR | | | | | | | | | | | |
| | | | 196-525-201 | LEC | 2 | | TR | 4:00- 5:50P | ROYCE 162 | SHUGER, D.K. | 45 | 16 | | 5.0 |
| | | | RESTRICT: ENGLISH OR AMERICN LIT&CULTURE MAJOR | | | | | | | | | | | |
| | | | 196-525-202 | LEC | 3 | | TR | 2:00- 3:50P | ROYCE 156 | CUNNINGHAM, K.J. | 45 | 15 | | 5.0 |
| | | | RESTRICT: ENGLISH OR AMERICN LIT&CULTURE MAJOR | | | | | | | | | | | |
| 152B | DRAMA 1567-1642 | Y | 196-556-200 | LEC | 1 | | MW | 2:00- 3:50P | HAINES A25 | BRAUNMULLER, A.R. | 60 | 07 | | 5.0 |
| | | | RESTRICT: ENGLISH OR AMERICN LIT&CULTURE MAJOR | | | | | | | | | | | |
| 153 | LIT-EARLY 17 CENT | Y | 196-559-200 | LEC | 1 | | TR | 2:00- 3:50P | DODD 167 | POST, J.F. | 60 | 15 | | 5.0 |
| | | | RESTRICT: ENGLISH OR AMERICN LIT&CULTURE MAJOR | | | | | | | | | | | |
| 155 | LIT LATER 18TH CEN | Y | 196-565-200 | LEC | 1 | | TR | 12:00- 1:50P | FRANZ 2258A | LEWIS, J.E. | 60 | 14 | | 5.0 |
| | | | RESTRICT: ENGLISH OR AMERICN LIT&CULTURE MAJOR | | | | | | | | | | | |
| 161 | LATER ROMANTIC LIT | Y | 196-582-200 | LEC | 1 | | MW | 2:00- 3:50P | DODD 170 | MANIQUIS, R.M. | 60 | 07 | | 5.0 |
| | | | RESTRICT: ENGLISH OR AMERICN LIT&CULTURE MAJOR | | | | | | | | | | | |
| 163 | LATER VICT POET&PRS | Y | 196-587-200 | LEC | 1 | | MW | 10:00-11:50A | KINSEY 247 | KOLB, G.J. | 65 | 03 | | 5.0 |
| | | | RESTRICT: ENGLISH OR AMERICN LIT&CULTURE MAJOR | | | | | | | | | | | |
| 164 | THE NOVEL 1832-1900 | Y | 196-589-200 | LEC | 1 | | TR | 10:00-11:50A | DICKSON 3273 | RIEHLE, L.D. | 60 | 13 | | 5.0 |
| | | | RESTRICT: ENGLISH OR AMERICN LIT&CULTURE MAJOR | | | | | | | | | | | |
| 166 | 20TH C BRIT FICTION | Y | 196-594-200 | LEC | 1 | | TR | 2:00- 3:50P | FRANZ 2258A | BANNER, D.L. | 60 | 15 | | 5.0 |
| | | | RESTRICT: ENGLISH OR AMERICN LIT&CULTURE MAJOR | | | | | | | | | | | |
| 170A | AMER LIT TO 1775 | Y | 196-640-200 | LEC | 1 | | MW | 12:00- 1:50P | DICKSON 3273 | COLACURCIO, M.J. | 60 | 05 | | 5.0 |
| | | | RESTRICT: ENGLISH OR AMERICN LIT&CULTURE MAJOR | | | | | | | | | | | |
| 172A | AMER LIT 1912-1945 | Y | 196-652-200 | LEC | 1 | | TR | 10:00-11:50A | KINSEY 247 | DIMURO, J.A. | 60 | 13 | | 5.0 |
| | | | RESTRICT: ENGLISH OR AMERICN LIT&CULTURE MAJOR | | | | | | | | | | | |
| 172B | AMER LIT SINCE 1945 | Y | 196-653-200 | LEC | 1 | | MW | 4:00- 5:50P | KINSEY 247 | MCGURL, M.J. | 60 | 09 | | 5.0 |
| | | | RESTRICT: ENGLISH OR AMERICN LIT&CULTURE MAJOR | | | | | | | | | | | |
| 173A | AMER FCTN TO 1900 | Y | ----- | LEC | 1 | | TR | 12:00- 1:50P | PUB POL 1246 | FLEISSNER, J.L. | 80 | 14 | | 5.0 |
| | | | RESTRICT: ENGLISH OR AMERICN LIT&CULTURE MAJOR | | | | | | | | | | | |
| | | | 196-558-201 | DIS | 1A | | R | 2:00- 2:50P | BUNCHE 2178 | | 20 | | | 0.0 |
| | | | 196-558-202 | DIS | 1B | | R | 2:00- 2:50P | BUNCHE 3164 | | 20 | | | 0.0 |
| | | | 196-558-203 | DIS | 1C | | R | 3:00- 3:50P | BUNCHE 2178 | | 20 | | | 0.0 |
| | | | 196-558-204 | DIS | 1D | | R | 3:00- 3:50P | BUNCHE 3164 | | 20 | | | 0.0 |
| 173B | AMER FCTN 1900-1945 | Y | 196-659-200 | LEC | 1 | | MW | 12:00- 1:50P | KINSEY 247 | MIMLITSCH, M.N. | 60 | 05 | | 5.0 |
| | | | RESTRICT: ENGLISH OR AMERICN LIT&CULTURE MAJOR | | | | | | | | | | | |
| 173C | AMER FCTN SNCE 1945 | Y | ----- | LEC | 1 | | MW | 2:00- 3:50P | DODD 146 | HAYLES, N.K. | 80 | 07 | | 5.0 |
| | | | RESTRICT: ENGLISH OR AMERICN LIT&CULTURE MAJOR | | | | | | | | | | | |
| | | | 196-660-201 | DIS | 1A | | W | 4:00- 4:50P | BUNCHE 2178 | | 20 | | | 0.0 |
| | | | 196-660-202 | DIS | 1B | | W | 4:00- 4:50P | HAINES A28 | | 20 | | | 0.0 |
| | | | 196-660-203 | DIS | 1C | | W | 5:00- 5:50P | BUNCHE 2178 | | 20 | | | 0.0 |
| | | | 196-660-204 | DIS | 1D | | W | 5:00- 5:50P | HAINES A28 | | 20 | | | 0.0 |
| 177 | SPECL TPCS-AMER LIT | Y | 196-682-200 | LEC | 1 | | TR | 4:00- 5:50P | HAINES A25 | LINCOLN, K.R. | 60 | 16 | | 5.0 |
| | | | RESTRICT: ENGLISH OR AMERICN LIT&CULTURE MAJOR | | | | | | | | | | | |
| | | | English 177, lecture 1: Native American Poetry and Prose | | | | | | | | | | | |
| 180X | SPECIALIZD STDS-LIT | Y | 196-700-200 | SEM | 1 | | W | 9:00-11:50A | ROLFE 3114 | LINCOLN, K.R. | 15 | 02 | | 5.0 |
| | | | RESTRICT: SENIOR ENGLISH OR AM LIT AND CULTURE | | | | | | | | | | | |
| | | | English 180X, seminar 1: White Boyz Lit: 20th-Century America | | | | | | | | | | | |
| | | | 196-700-201 | SEM | 2 | | W | 12:00- 2:50P | ROLFE 3114 | SEE, C. | 15 | 06 | | 5.0 |
| | | | RESTRICT: SENIOR ENGLISH MAJORS | | | | | | | | | | | |
| | | | English 180X, seminar 2: Writing the Memoir | | | | | | | | | | | |
| | | | 196-700-203 | SEM | 4 | | M | 9:00-11:50A | ROYCE 166 | SHARPE, J.A. | 15 | 01 | | 5.0 |
| | | | RESTRICT: SENIOR ENGLISH MAJORS | | | | | | | | | | | |
| | | | English 180X, seminar 4: Caribbean Women Writers | | | | | | | | | | | |
| | | | 196-700-204 | SEM | 5 | | T | 9:00-11:50A | ROLFE 3114 | ROWE, K.E. | 15 | 11 | | 5.0 |
| | | | RESTRICT: SENIOR ENGLISH MAJORS | | | | | | | | | | | |
| | | | English 180X, seminar 5: Women in Creativity: Cultural Silence, Creative Voice | | | | | | | | | | | |
| | | | 196-700-205 | SEM | 6 | | R | 9:00-11:50A | HAINES A28 | HALLORAN, W.D. | 15 | 12 | | 5.0 |
| | | | RESTRICT: SENIOR ENGLISH MAJORS | | | | | | | | | | | |
| | | | English 180X, seminar 6: Anglophilia and Empire in Works of Joseph Conrad and V.S. Naipaul | | | | | | | | | | | |
| | | | 196-700-206 | SEM | 7 | | M | 4:00- 6:50P | BUNCHE 2173 | GROBEL, L.M. | 15 | 08 | | 5.0 |
| | | | RESTRICT: INSTRUCTOR CONSENT | | | | | | | | | | | |
| | | | English 180X, seminar 7: Life Skills: Art of Interview | | | | | | | | | | | |
| 181 | RENAISSANCE LIT | Y | 196-710-200 | SEM | 1 | | W | 3:00- 5:50P | ROLFE 3131 | ALLEN, M.J. | 13 | 09 | | 5.0 |
| | | | RESTRICT: SENIOR ENGLISH MAJORS | | | | | | | | | | | |
| | | | English 181: Shakespeare and Michelangelo | | | | | | | | | | | |
| 183 | 18TH CENTURY LIT | Y | 196-730-200 | SEM | 1 | | R | 12:30- 3:50P | OFF CAM | MANIQUIS, R. | 15 | 16 | | 5.0 |
| | | | RESTRICT: INSTRUCTOR CONSENT | | | | | | | | | | | |
| | | | English 183: | | | | | | | | | | | |

| CATALOG NUMBER | COURSE TITLE | ENF REQ | IM ID NUMBER | CLS TYP | SEC | FEE | DAYS | TIME | BUILDING/ ROOM | INSTRUCTOR | ENRL CAP | XC | CR TP | UNITS |
|----------------|---|---------|--------------|---------|-----|-----|--------|--------------|----------------|------------------|----------|----|-------|----------|
| 185 | VICTORIAN LIT | Y | 196-750-200 | SEM 1 | | | T | 3:00- 5:50P | ROLFE 3114 | KRUEGER, C.L. | 15 | 15 | | 5.0 |
| | English 185, seminar 1: Functions of Victorian Culture at the Present Time | | 196-750-201 | SEM 2 | | | R | 2:00- 4:50P | DICKSON 4260 | GALVAN, J.N. | 12 | 16 | | 5.0 |
| | English 185, seminar 2: Victorian Horrors: Crime, Monstrosity, Occult | | 196-750-202 | SEM 3 | | | W | 4:00- 6:50P | PUB POL 2292 | HUTTER, A.D. | 15 | 09 | | 5.0 |
| 188 | 19TH CENT AMER LIT | Y | 196-780-200 | SEM 1 | | | M | 2:00- 4:50P | ROLFE 3114 | PACKER, B.L. | 15 | 08 | | 5.0 |
| | English 188, seminar 1: Walt Whitman | | 196-780-201 | SEM 2 | | | T | 12:00- 2:50P | KINSEY 94 | COLACURCIO, M.J. | 12 | 15 | | 5.0 |
| | English 188, seminar 2: | | 196-790-201 | SEM 2 | | | T | 9:00-11:50A | HAINES A28 | BANNER, D.L. | 15 | 11 | | 5.0 |
| 189 | 20TH CENT AMER LIT | Y | 196-790-201 | SEM 2 | | | T | 9:00-11:50A | HAINES A28 | BANNER, D.L. | 15 | 11 | | 5.0 |
| | English 189, seminar 2: Spies and Private Eyes: Hidden Watchers in American Fiction | | 196-804-200 | LEC 1 | | | MW | 2:00- 3:50P | PUB POL 2270 | KRUEGER, C.L. | 60 | 07 | | 5.0 |
| 190 | LIT AND SOCIETY | Y | 196-804-200 | LEC 1 | | | MW | 2:00- 3:50P | PUB POL 2270 | KRUEGER, C.L. | 60 | 07 | | 5.0 |
| | English 190, lecture 1: Gender in 19th-Century British Literature and Law | | 196-804-201 | LEC 2 | | | T | 1:00- 3:50P | PUB POL 2242 | SIMPSON, M.E. | 45 | 15 | | 5.0 |
| | English 190, lecture 2: Reading Through the Writer's Eye: Modern Fiction Writers and Their Influences | | 196-834-200 | LEC 1 | | | MW | 2:00- 3:50P | BUNCHE 3156 | SHARPE, J.A. | 40 | 07 | | 5.0 |
| 195 | POSTCOLONIAL LITS | Y | 196-834-200 | LEC 1 | | | MW | 2:00- 3:50P | BUNCHE 3156 | SHARPE, J.A. | 40 | 07 | | 5.0 |
| M197A | TPCS-AFRO-AMRCN LIT | Y | 196-849-200 | SEM 1 | | | R | 12:00- 2:50P | ROLFE 3114 | KGOSITSILE, K.W. | 8 | 16 | | 5.0 |
| | SAME AS : AFRO-AM M197A | | 196-849-201 | SEM 2 | | | R | 9:00-11:50A | ROLFE 3114 | LOOBY, C.J. | 8 | 12 | | 5.0 |
| M197C | TOPICS-ASIAN AM LIT | Y | 196-852-200 | SEM 1 | | | T | 3:00- 5:50P | PUB POL 1329 | LOUIE, D.W. | 8 | 15 | | 5.0 |
| | English M197C, seminar 1: Written on the Margin | | 196-852-201 | SEM 2 | | | R | 3:00- 5:50P | ROLFE 3114 | LOUIE, D.W. | 8 | 16 | | 5.0 |
| | English M197C, seminar 2: Written on the Margin | | 596-041-200 | LEC 1 | | | W | 3:00- 5:50P | ROLFE 3112 | MINKOVA, D. | 20 | 09 | | 4.0 |
| 210 | HIST OF ENGL LANG | N | 596-041-200 | LEC 1 | | | W | 3:00- 5:50P | ROLFE 3112 | MINKOVA, D. | 20 | 09 | | 4.0 |
| 244 | OLD&MEDIVL ENGL LIT | N | 596-318-200 | LEC 1 | | | T | 9:00-11:50A | ROLFE 3112 | BASWELL, C.C. | 12 | 11 | | 4.0 |
| 248 | EARLIER 17C LIT | N | 596-353-200 | LEC 1 | | | W | 12:00- 2:50P | ROLFE 3112 | POST, J.F. | 12 | 06 | | 4.0 |
| 250 | RESTORATION&18C LIT | N | 596-368-200 | LEC 1 | | | T | 12:00- 2:50P | ROLFE 3112 | NUSSBAUM, F.A. | 12 | 15 | | 4.0 |
| 252 | VICTORIAN LIT | N | 596-398-200 | LEC 1 | | | R | 3:00- 5:50P | ROLFE 3112 | BRISTOW, J.E. | 12 | 16 | | 4.0 |
| 254 | AMER LIT TO 1900 | N | 596-413-200 | LEC 1 | | | W | 9:00-11:50A | ROLFE 3112 | LOOBY, C.J. | 12 | 02 | | 4.0 |
| 255 | CONTEMP AMERICAN LIT | N | 596-418-200 | LEC 1 | | | T | 3:00- 5:50P | ROLFE 3112 | YENSER, S.I. | 12 | 15 | | 4.0 |
| | | | 596-418-201 | LEC 2 | | | R | 12:00- 2:50P | ROLFE 3112 | GOODWIN, J.E. | 12 | 16 | | 4.0 |
| 259 | STUDIES IN CRITICISM | N | 596-448-200 | LEC 1 | | | R | 9:00-11:50A | ROLFE 3112 | GALLAGHER, L. | 12 | 12 | | 4.0 |
| | | | | | | | T | 12:00- 2:50P | ROLFE 3114 | | | | | |
| 375 | TCHNG APRNTC PRCTCM | N | 596-620-200 | SEM 1 | | | UNSCHE | | | BATTEN, C.L. | 100 | 30 | SU | 1.0- 4.0 |

English Composition

For English Composition 2, enrollment is limited to students who have been held for English Composition 2 by results of the Subject A Examination.

| | | | | | | | | | | | | | | |
|---|---------------------|---|-------------|--------|--|--|-----|--------------|--------------|-----------------|----|----|---|-----|
| 2 | UNIVERSITY WRITING | Y | 194-036-201 | LEC 1 | | | TR | 12:00- 1:50P | BUNCHE 3117 | LISLE, B.J. | 18 | 30 | G | 5.0 |
| | | | 194-036-202 | LEC 2 | | | MW | 2:00- 3:50P | BUNCHE 3117 | MAASIK, S. | 20 | 30 | G | 5.0 |
| | | | 194-036-203 | LEC 3 | | | MW | 8:00- 9:50A | BUNCHE 3117 | THE STAFF | 0 | 30 | G | 5.0 |
| | | | 194-036-204 | LEC 4 | | | TR | 8:00- 9:50A | BUNCHE 3117 | THE STAFF | 0 | 30 | G | 5.0 |
| | | | 194-036-205 | LEC 5 | | | MW | 8:00- 9:50A | PUB POL 2333 | GRIFFIN, S.M. | 18 | 30 | G | 5.0 |
| | | | 194-036-206 | LEC 6 | | | MW | 10:00-11:50A | PUB POL 2333 | GRIFFIN, S.M. | 20 | 30 | G | 5.0 |
| | | | 194-036-207 | LEC 7 | | | MW | 4:00- 5:50P | BUNCHE 3117 | THE STAFF | 0 | 30 | G | 5.0 |
| | | | 194-036-208 | LEC 8 | | | MW | 12:00- 1:50P | DODD 154 | THE STAFF | 0 | 30 | G | 5.0 |
| | | | 194-036-209 | LEC 9 | | | TBA | | | THE STAFF | 0 | 30 | G | 5.0 |
| | | | 194-036-210 | LEC 10 | | | TR | 2:00- 3:50P | PUB POL 2278 | STEINBERG, S.K. | 18 | 30 | G | 5.0 |
| | | | 194-036-211 | LEC 11 | | | MW | 8:00- 9:50A | HAINES 110 | THE STAFF | 0 | 30 | G | 5.0 |
| | | | 194-036-212 | LEC 12 | | | TR | 8:00- 9:50A | PUB POL 2325 | THE STAFF | 0 | 30 | G | 5.0 |
| | | | 194-036-213 | LEC 13 | | | MW | 2:00- 3:50P | HAINES A82 | MIMLITSCH, M.N. | 18 | 30 | G | 5.0 |
| | | | 194-036-214 | LEC 14 | | | TR | 12:00- 1:50P | ROLFE 3135 | | 18 | 30 | G | 5.0 |
| | | | 194-036-215 | LEC 15 | | | TR | 12:00- 1:50P | DODD 154 | MAGRUDER, E.D. | 20 | 30 | G | 5.0 |
| | | | | | | | | | | | | | | |
| 3 | ENGL COMP-RHET&LANG | Y | 194-099-201 | LEC 1 | | | TR | 10:00-11:15A | BUNCHE 3117 | CHEN, W.C. | 20 | 30 | G | 5.0 |
| | | | 194-099-202 | LEC 2 | | | TR | 11:30-12:45P | PUB POL 2325 | CHEN, W.C. | 18 | 30 | G | 5.0 |
| | | | 194-099-203 | LEC 3 | | | TR | 8:00- 9:15A | ROLFE 3120 | GERRARD, L. | 0 | 30 | G | 5.0 |
| | | | 194-099-204 | LEC 4 | | | TR | 2:00- 3:15P | BUNCHE 2181 | GORDON, T.P. | 18 | 30 | G | 5.0 |
| | | | 194-099-205 | LEC 5 | | | TR | 12:30- 1:45P | PUB POL 2333 | THE STAFF | 20 | 30 | G | 5.0 |
| | | | 194-099-206 | LEC 6 | | | TR | 9:30-10:45A | PUB POL 2284 | LICHTI, J.I. | 20 | 30 | G | 5.0 |
| | | | 194-099-207 | LEC 7 | | | TR | 11:00-12:15P | PUB POL 2284 | LICHTI, J.I. | 20 | 30 | G | 5.0 |
| | | | 194-099-208 | LEC 8 | | | TR | 8:00- 9:15A | PUB POL 2284 | MATTENSON, L.M. | 20 | 30 | G | 5.0 |
| | | | 194-099-209 | LEC 9 | | | TR | 9:30-10:45A | PUB POL 2333 | MATTENSON, L.M. | 20 | 30 | G | 5.0 |
| | | | 194-099-210 | LEC 10 | | | MW | 11:30-12:45P | BUNCHE 3117 | MCCORMICK, A.H. | 20 | 30 | G | 5.0 |
| | | | 194-099-211 | LEC 11 | | | TR | 10:00-11:15A | PUB POL 2325 | MOE, M.L. | 20 | 30 | G | 5.0 |
| | | | 194-099-212 | LEC 12 | | | TR | 11:00-12:15P | PUB POL 2333 | MOYLE, G. | 20 | 30 | G | 5.0 |
| | | | 194-099-213 | LEC 13 | | | TR | 2:00- 3:15P | PUB POL 2284 | MOYLE, G. | 20 | 30 | G | 5.0 |
| | | | 194-099-214 | LEC 14 | | | TR | 3:30- 4:45P | BUNCHE 3117 | MOYLE, G. | 20 | 30 | G | 5.0 |
| | | | 194-099-215 | LEC 15 | | | TR | 9:30-10:45A | HAINES A82 | THE STAFF | 0 | 30 | G | 5.0 |

For English Composition 3, nonattendance in the first week will result in cancellation of enrollment. See policy statement at head of section.

| CATALOG NUMBER | COURSE TITLE | ENF REQ | IM ID NUMBER | CLS TYP | SEC | FEE | DAYS | TIME | BUILDING/ ROOM | INSTRUCTOR | ENRL CAP | XC | CR TP | UNITS |
|----------------|---------------------|---------|------------------------------|---------|-----|-----|------|--------------|----------------|----------------|----------|----|-------|-------|
| | | | 194-483-202 | LEC | 2 | | TR | 10:00-11:50A | ROLFE 3135 | RUBINSON, G.J. | 18 | 30 | | 4.0 |
| | | | 194-483-203 | LEC | 3 | | TR | 2:00-3:50P | ROYCE 160 | RUBINSON, G.J. | 15 | 30 | | 4.0 |
| | | | 194-483-204 | LEC | 4 | | TR | 10:00-11:50A | PUB POL 2319 | WESTBAY, J. | 18 | 30 | | 4.0 |
| | | | RESTRICT: DEPARTMENT CONSENT | | | | | | | | | | | |
| | | | 194-483-205 | LEC | 5 | | TR | 12:00-1:50P | BUNCHE 3150 | WESTBAY, J. | 18 | 30 | | 4.0 |
| | | | 194-483-206 | LEC | 6 | | TR | 12:00-1:50P | PUB POL 1256 | FRANKEL, E.P. | 18 | 30 | | 4.0 |
| | | | 194-483-207 | LEC | 7 | | TBA | | | THE STAFF | 0 | 30 | | 4.0 |
| | | | 194-483-208 | LEC | 8 | | MW | 8:00-9:50A | ROLFE 2135 | THE STAFF | 0 | 30 | | 4.0 |
| | | | 194-483-209 | LEC | 9 | | TR | 2:00-3:50P | WG YOUNG 1044 | THE STAFF | 0 | 30 | | 4.0 |
| 132A | GENDER AND WRITING | N | 194-490-201 | LEC | 1 | | TR | 4:00-5:50P | BOELTER 5420 | GORDON, T.P. | 24 | 30 | | 4.0 |
| | | | 194-490-202 | LEC | 2 | | TR | 12:00-1:50P | BUNCHE 3170 | | 0 | 30 | | 4.0 |
| 132B | AUTOBIOGRPH WRITING | N | 194-491-200 | LEC | 1 | | TR | 10:00-11:50A | PUB POL 1256 | MERRILL, C. | 24 | 30 | | 4.0 |
| 132C | WRITING-CULTRL STDS | N | ----- | LEC | 1 | | MW | 4:00-5:50P | ROLFE 2135 | THE STAFF | 0 | 30 | | 4.0 |
| | | | 194-493-201 | DIS | 1A | | M | 1:00-1:50P | BUNCHE 3117 | | 0 | | | 0.0 |
| | | | 194-493-202 | DIS | 1B | | W | 1:00-1:50P | BUNCHE 3117 | | 0 | | | 0.0 |
| 132D | WRITING-VARIABL TPC | N | 194-494-200 | LEC | 1 | | TBA | | | | 0 | 30 | | 4.0 |
| 495A | SPRVSD TEACHNG PREP | N | 600-679-200 | SEM | 1 | | MF | 2:00-3:50P | MS 7608 | MOTT, C.M. | 0 | 30 | SU | 2.0 |
| | | | RESTRICT: GRADUATE STUDENTS | | | | | | | | | | | |
| 495C | SPRVSD TEACHNG PREP | Y | 600-681-200 | SEM | 1 | | MW | 12:00-1:50P | ROLFE 2135 | MAASIK, S. | 20 | 30 | SU | 2.0 |
| | | | RESTRICT: GRADUATE STUDENTS | | | | | | | | | | | |

Yiddish

All L&S undergraduate courses, except independent studies and other similar courses without webpages, are subject to the Instructional Enhancement Fee. See Course Materials Fees under "Miscellaneous Fees" in the "Registration" section.

| | | | | | | | | | | | | | | |
|------|--------------------|---|-------------|-----|---|--|----|-------------|------------|-------------|----|----|--|-----|
| 102B | ACCEL ELEM YIDDISH | N | 365-313-200 | LEC | 1 | | TR | 2:00-3:50P | ROLFE 3123 | KORAL, M.R. | 12 | 15 | | 6.0 |
| 104 | ADVANCED YIDDISH | Y | 365-324-200 | LEC | 1 | | TR | 12:00-1:50P | ROLFE 3123 | KORAL, M.R. | 10 | 14 | | 4.0 |

ENVIRONMENT

| | | | | | | | | | | | | | | |
|------|-----------------------|---|-----------------------------------|-----|---|--|-----|--------------|--------------|--------------------|----|----|---|-----|
| M1C | GLOBAL ENVIRON-TPCS | Y | 184-003-201 | SEM | 1 | | R | 9:00-11:50A | COVEL 210 | STOLZENBACH, K.D. | 0 | 30 | G | 5.0 |
| | | | SAME AS : GE CLST M1C | | | | | | | | | | | |
| | | | 184-003-202 | SEM | 2 | | W | 12:00-2:50P | ROYCE 166 | BURNETT, M.T. | 0 | 30 | G | 5.0 |
| | | | 184-003-203 | SEM | 3 | | W | 12:00-2:50P | CAMPBEL 2226 | HODGSON, G. | 0 | 30 | G | 5.0 |
| | | | 184-003-204 | SEM | 4 | | R | 12:00-2:50P | COVEL 210 | DAVIDSON, R.A. | 0 | 30 | G | 5.0 |
| | | | 184-003-205 | SEM | 5 | | R | 3:00-5:50P | CAMPBEL 2226 | DOYLE, D.G. | 0 | 30 | G | 5.0 |
| | | | 184-003-206 | SEM | 6 | | W | 3:00-5:50P | COVEL 218 | HARMON, T.C. | 0 | 30 | G | 5.0 |
| | | | 184-003-207 | SEM | 7 | | T | 12:00-2:50P | CAMPBEL 2226 | REDEMANN, J. | 0 | 15 | G | 5.0 |
| | | | 184-003-208 | SEM | 8 | | T | 12:00-2:50P | COVEL 218 | BRAHMA, P.P. | 0 | 15 | G | 5.0 |
| M111 | EARTH & ENVIRONMENT | N | 184-366-200 | LEC | 1 | | TBA | | | TURCO, R.P. | 5 | 20 | G | 4.0 |
| | | | SAME AS : ATMOSCI M100 | | | | | | | | | | | |
| 122 | INTL COASTAL MGMNT | N | 184-432-200 | LEC | 1 | | TR | 10:00-11:50A | BUNCHE 3161 | HODGSON, G. | 20 | 13 | G | 4.0 |
| M137 | AMERICAN ENVIRONMNT | Y | 184-522-200 | LEC | 1 | | TBA | | | TRIMBLE, S.W. | 5 | 20 | | 4.0 |
| | | | SAME AS : GEOG M137 | | | | | | | | | | | |
| M161 | GLOBL ENV&WORLD POL | N | 184-666-200 | LEC | 1 | | MW | 2:00-3:50P | LS 2147 | D'LUGO, D.E. | 5 | 07 | | 4.0 |
| | | | SAME AS : POL SCI M122B | | | | | | | | | | | |
| M165 | NUCLEAR WEAPONS | N | 184-680-200 | LEC | 1 | | TR | 12:30-1:45P | DODD 121 | INTRILIGATOR, M.D. | 15 | 14 | G | 4.0 |
| | | | SAME AS : HNRS M119, PLYC ST M116 | | | | | | | | | | | |
| 198 | SATELITE OCEANOGRAPHY | N | 184-988-200 | LEC | 1 | | TR | 4:00-5:30P | HERSHEY | NEZLIN | 20 | 30 | | 4.0 |

ENVIRONMENTAL HEALTH SCIENCES

| | | | | | | | | | | | | | | |
|------|---------------------|---|--|-----|---|--|--------|--------------|----------------|-----------------------|-----|----|----|-----|
| 100 | INTR-ENVRMNTL HLTH | N | 042-300-200 | LEC | 1 | | TR | 1:00-2:50P | HLTHSCI 13105A | VALENTINE, J. | 134 | 15 | | 4.0 |
| | | | RESTRICT: PUBLIC HEALTH STUDENTS OR SENIORS | | | | | | | | | | | |
| 202 | ENVIRONMENTAL CHEM | N | 842-012-200 | SEM | 1 | | F | 3:00-4:50P | PUB HLT 61243 | QUE HE, S.S. | 30 | 30 | G | 2.0 |
| | | | RESTRICT: GRADUATE STUDENTS | | | | | | | | | | | |
| 204 | EXPOSURE ASSESSMENT | N | 842-024-200 | SEM | 1 | | T | 12:00-12:50P | PUB HLT 31235 | CICERO-FERNANDEZ, P | 25 | 15 | SU | 2.0 |
| | | | RESTRICT: GRADUATE STUDENTS | | | | | | | | | | | |
| 212 | APPLIED ECOLOGY | N | 842-072-200 | LEC | 1 | | MW | 3:00-4:50P | PUB HLT 61243 | AMBROSE, R.F. | 25 | 08 | G | 4.0 |
| | | | RESTRICT: GRADUATE STUDENTS | | | | | | | | | | | |
| 234 | ENVIR PLYC-SCI&ENGR | N | 842-204-200 | LEC | 1 | | TR | 10:00-11:50A | PUB HLT 61262 | DUKE, L.D. | 20 | 13 | G | 4.0 |
| | | | RESTRICT: GRADUATE STUDENTS | | | | | | | | | | | |
| M242 | TOXICODYNAMICS | N | 842-242-200 | LEC | 1 | | TBA | | | PUB HLT COLLINS, M.D. | 0 | 30 | G | 4.0 |
| | | | SAME AS : MOL TOX M242 | | | | | | | | | | | |
| 243 | EMBRYOLGY&TERATOLGY | N | 842-258-200 | LEC | 1 | | MW | 10:00-11:50A | PUB HLT 61243 | | 20 | 03 | G | 4.0 |
| | | | RESTRICT: GRADUATE STUDENTS | | | | | | | | | | | |
| 252D | AIRBORNE PARTICLES | N | 842-314-200 | LEC | 1 | | MW | 10:00-11:50A | PUB HLT 31235 | HINDS, W.C. | 25 | 03 | | 4.0 |
| | | | RESTRICT: GRADUATE STUDENTS | | | | | | | | | | | |
| 252E | ID&MSR-GASES&VAPORS | N | 842-315-200 | LEC | 1 | | T | 3:00-4:50P | PUB HLT 61243 | QUE HE, S.S. | 25 | 15 | G | 4.0 |
| | | | RESTRICT: ENVIRON HLTH SCI, PUBLIC HLTH MAJORS | | | | | | | | | | | |
| 252F | INDUS HYGIENE MSRMT | N | 842-316-200 | LAB | 1 | | W | 1:00-3:50P | PUB HLT 56059 | HINDS, W.C. | 25 | 06 | | 3.0 |
| | | | RESTRICT: ENVIRON HLTH SCI, PUBLIC HLTH MAJORS | | | | | | | | | | | |
| 252G | INDUS&ENVIR HYGIENE | N | 842-313-200 | LEC | 1 | | R | 1:00-4:50P | PUB HLT 56059 | LIU, W.C. | 15 | 16 | G | 4.0 |
| | | | RESTRICT: ENVIRONMENTAL HEALTH SCIENCES MAJORS | | | | | | | | | | | |
| 257 | RISK ASSESSMNT&STDS | N | 842-347-200 | SEM | 1 | | R | 1:00-3:50P | PUB HLT 61243 | FROINES, J.R. | 20 | 30 | | 4.0 |
| | | | RESTRICT: GRADUATE STUDENTS | | | | | | | | | | | |
| 259A | OCCPTNL SAFE&ERGNMC | N | 842-351-200 | LEC | 1 | | F | 8:00-11:50A | PUB HLT 61235 | LIU, W.C. | 20 | 03 | G | 4.0 |
| 264 | ORGANC CHMCL-AQUATC | N | 842-384-200 | LEC | 1 | | MW | 12:00-1:50P | PUB HLT 61262 | SUFFET, I.H. | 25 | 05 | | 4.0 |
| | | | RESTRICT: GRADUATE STUDENTS | | | | | | | | | | | |
| 296A | COASTAL ECO PROBLMS | N | 842-570-200 | SEM | 1 | | UNSCHE | | | AMBROSE, R.F. | 10 | 30 | SU | 2.0 |
| 296B | TERATOGENESIS | N | 842-571-200 | SEM | 1 | | UNSCHE | | | COLLINS, M.D. | 10 | 30 | SU | 2.0 |
| 296C | ENVIRONMENTAL EVAL | N | 842-572-200 | SEM | 1 | | UNSCHE | | | DAVOS, C.A. | 10 | 30 | SU | 2.0 |
| | | | RESTRICT: INSTRUCTOR CONSENT | | | | | | | | | | | |
| 296D | POLLUTN PRVNTN ANLY | N | 842-573-200 | SEM | 1 | | UNSCHE | | | DUKE, L.D. | 10 | 30 | SU | 2.0 |
| | | | RESTRICT: INSTRUCTOR CONSENT | | | | | | | | | | | |
| 296E | MOLEC TPC-BORON BIO | N | 842-574-200 | SEM | 1 | | UNSCHE | | | ECKHERT, C.D. | 10 | 30 | SU | 2.0 |
| | | | RESTRICT: INSTRUCTOR CONSENT | | | | | | | | | | | |
| 296F | TOXIC CHEMICALS | N | 842-575-200 | SEM | 1 | | UNSCHE | | | FROINES, J.R. | 10 | 30 | SU | 2.0 |
| | | | RESTRICT: INSTRUCTOR CONSENT | | | | | | | | | | | |
| 296G | AEROSOL TECHNOLOGY | N | 842-576-200 | SEM | 1 | | UNSCHE | | | HINDS, W.C. | 10 | 30 | SU | 2.0 |
| | | | RESTRICT: INSTRUCTOR CONSENT | | | | | | | | | | | |
| 296H | OCCUPATIONAL SAFETY | N | 842-577-200 | SEM | 1 | | UNSCHE | | | LIU, W.C. | 10 | 30 | SU | 2.0 |
| | | | RESTRICT: INSTRUCTOR CONSENT | | | | | | | | | | | |

| CATALOG NUMBER | COURSE TITLE | ENF REQ | IM ID NUMBER | CLS TYP | SEC | FEE | DAYS | TIME | BUILDING/ ROOM | INSTRUCTOR | ENRL CAP | XC | CR TP | UNITS |
|----------------|---------------------|---------|--|---------|-----|-----|------|--------------|----------------|--------------------|----------|----|-------|----------|
| 296I | INDUS&ENVIR HYGIENE | N | 842-578-200 | SEM 1 | | | | UNSCHE | | QUE HEE, S.S. | 10 | 30 | SU | 2.0 |
| | | | RESTRICT: INSTRUCTOR CONSENT | | | | | | | | | | | |
| 296J | GERM CELL BIOMARKER | N | 842-579-200 | SEM 1 | | | | UNSCHE | | ROBBINS, W.A. | 0 | 30 | SU | 2.0 |
| | | | RESTRICT: INSTRUCTOR CONSENT | | | | | | | | | | | |
| 296K | AQUATIC CHEMISTRY | N | 842-580-200 | SEM 1 | | | | UNSCHE | | SUFFETT, I.H. | 10 | 30 | SU | 2.0 |
| | | | RESTRICT: INSTRUCTOR CONSENT | | | | | | | | | | | |
| 296L | WATER SCIENCE&HLTH | N | 842-581-200 | SEM 1 | | | | UNSCHE | | VALENTINE, J. | 10 | 30 | SU | 2.0 |
| | | | RESTRICT: INSTRUCTOR CONSENT | | | | | | | | | | | |
| 296M | ATMOSPHERIC POLLUTN | N | 842-582-200 | SEM 1 | | | | UNSCHE | | WINER, A.M. | 10 | 30 | SU | 2.0 |
| | | | RESTRICT: INSTRUCTOR CONSENT | | | | | | | | | | | |
| 400 | FIELD STUDIES | N | 842-600-201 | FLD 1 | | | | UNSCHE | | AMBROSE, R.F. | 10 | 30 | G | 2.0- 4.0 |
| | | | RESTRICT: ENVIRON HLTH SCI, PUBLIC HLTH MAJORS | | | | | | | | | | | |
| | | | 842-600-202 | FLD 2 | | | | UNSCHE | | CICERO-FERNANDEZ,P | 10 | 30 | G | 2.0- 4.0 |
| | | | RESTRICT: ENVIRON HLTH SCI, PUBLIC HLTH MAJORS | | | | | | | | | | | |
| | | | 842-600-203 | FLD 3 | | | | UNSCHE | | COLLINS, M.D. | 10 | 30 | G | 2.0- 4.0 |
| | | | RESTRICT: ENVIRON HLTH SCI, PUBLIC HLTH MAJORS | | | | | | | | | | | |
| | | | 842-600-204 | FLD 4 | | | | UNSCHE | | DAVOS, C.A. | 10 | 30 | G | 2.0- 4.0 |
| | | | RESTRICT: ENVIRON HLTH SCI, PUBLIC HLTH MAJORS | | | | | | | | | | | |
| | | | 842-600-205 | FLD 5 | | | | UNSCHE | | DUKE, L.D. | 10 | 30 | G | 2.0- 4.0 |
| | | | RESTRICT: ENVIRON HLTH SCI, PUBLIC HLTH MAJORS | | | | | | | | | | | |
| | | | 842-600-206 | FLD 6 | | | | UNSCHE | | ECKHERT, C.D. | 10 | 30 | G | 2.0- 4.0 |
| | | | RESTRICT: ENVIRON HLTH SCI, PUBLIC HLTH MAJORS | | | | | | | | | | | |
| | | | 842-600-207 | FLD 7 | | | | UNSCHE | | FROINES, J.R. | 10 | 30 | G | 2.0- 4.0 |
| | | | RESTRICT: ENVIRON HLTH SCI, PUBLIC HLTH MAJORS | | | | | | | | | | | |
| | | | 842-600-210 | FLD 10 | | | | UNSCHE | | MAH, R.A. | 10 | 30 | G | 2.0- 4.0 |
| | | | RESTRICT: ENVIRON HLTH SCI, PUBLIC HLTH MAJORS | | | | | | | | | | | |
| | | | 842-600-211 | FLD 11 | | | | UNSCHE | | PERRY, D.M. | 10 | 30 | G | 2.0- 4.0 |
| | | | RESTRICT: ENVIRON HLTH SCI, PUBLIC HLTH MAJORS | | | | | | | | | | | |
| | | | 842-600-212 | FLD 12 | | | | UNSCHE | | QUE HEE, S.S. | 10 | 30 | G | 2.0- 4.0 |
| | | | RESTRICT: ENVIRON HLTH SCI, PUBLIC HLTH MAJORS | | | | | | | | | | | |
| | | | 842-600-213 | FLD 13 | | | | UNSCHE | | ROBBINS, W.A. | 10 | 30 | G | 2.0- 4.0 |
| | | | RESTRICT: ENVIRON HLTH SCI, PUBLIC HLTH MAJORS | | | | | | | | | | | |
| 401 | ENVIRNMNTL MSURMNTS | N | ----- | LEC 1 | | | MW | 12:00- 1:50P | PUB HLT 61243 | VALENTINE, J. | 20 | 05 | G | 4.0 |
| | | | RESTRICT: GRADUATE STUDENTS | | | | | | | | | | | |
| M411 | ENVIRN HLTH SCI SEM | N | 842-622-200 | SEM 1 | | | R | 12:00-12:50P | HLTHSCI 23105A | VALENTINE, J. | 50 | 30 | SU | 2.0 |
| | | | SAME AS : ENV SCI M411 | | | | | | | | | | | |
| | | | RESTRICT: ENVIRON HLTH SCI, PUBLIC HLTH MAJORS | | | | | | | | | | | |

ENVIRONMENTAL SCIENCE AND ENGINEERING

| | | | | | | | | | | | | | | |
|------|---------------------|---|---|-------|--|--|---|--------------|----------------|---------------|----|----|----|-----|
| 400C | ENV SCI&ENGR PRB CR | Y | 599-612-201 | DIS 1 | | | | UNSCHE | | WINER, A.M. | 10 | 30 | T3 | 8.0 |
| | | | RESTRICT: ENVIRON SCIENCE AND ENGR MAJORS | | | | | | | | | | | |
| | | | 599-612-203 | DIS 2 | | | | UNSCHE | | AMBROSE, R.F. | 10 | 30 | T3 | 8.0 |
| | | | RESTRICT: ENVIRON SCIENCE AND ENGR MAJORS | | | | | | | | | | | |
| | | | 599-612-204 | DIS 3 | | | | UNSCHE | | DUKE, L.D. | 10 | 30 | T3 | 8.0 |
| | | | RESTRICT: ENVIRON SCIENCE AND ENGR MAJORS | | | | | | | | | | | |
| | | | 599-612-205 | DIS 4 | | | | UNSCHE | | SUFFETT, I.H. | 10 | 30 | T3 | 8.0 |
| | | | RESTRICT: ENVIRON SCIENCE AND ENGR MAJORS | | | | | | | | | | | |
| 410C | ENV SCI&ENGR WRKSHP | N | 599-627-200 | DIS 1 | | | R | 3:00- 4:50P | PUB HLT 61235 | WINER, A.M. | 15 | 16 | SU | 2.0 |
| | | | RESTRICT: ENVIRON SCIENCE AND ENGR MAJORS | | | | | | | | | | | |
| M411 | ENVIRN HLTH SCI SEM | N | 599-631-200 | SEM 1 | | | R | 12:00-12:50P | HLTHSCI 23105A | VALENTINE, J. | 50 | 30 | SU | 2.0 |
| | | | SAME AS : ENV HLT M411 | | | | | | | | | | | |
| | | | RESTRICT: ENVIRON SCIENCE AND ENGR MAJORS | | | | | | | | | | | |

EPIDEMIOLOGY

| | | | | | | | | | | | | | | |
|------|----------------------|---|---|--------|--|--|----|--------------|----------------|-----------------|----|----|----|-----|
| 100 | PRINCP-EPIDEMIOLOGY | N | ----- | LEC 1 | | | TR | 9:00- 9:50A | HLTHSCI 53105A | MALMGREN, R.M. | 60 | 12 | G | 4.0 |
| | | | RESTRICT: ALL PUBLIC HEALTH STUDENTS ONLY | | | | | | | | | | | |
| | | | 044-300-201 | DIS 1A | | | TR | 10:00-11:50A | HLTHSCI 53105A | THE STAFF | 20 | | | 0.0 |
| | | | 044-300-202 | DIS 1B | | | TR | 10:00-11:50A | PUB HLT 31235 | THE STAFF | 20 | | | 0.0 |
| | | | 044-300-203 | DIS 1C | | | TR | 10:00-11:50A | PUB HLT 41235 | | 20 | | | 0.0 |
| 201B | EPIDEMLOGC MTHDS II | N | ----- | LEC 1 | | | TR | 9:00-10:50A | PUB HLT 41268 | MORGENSTERN, H. | 80 | 12 | G | 6.0 |
| | | | RESTRICT: INSTRUCTOR CONSENT | | | | | | | | | | | |
| | | | 844-007-201 | DIS 1A | | | TR | 11:00-11:50A | PUB HLT 41268 | THE STAFF | 40 | | | 0.0 |
| | | | RESTRICT: INSTRUCTOR CONSENT | | | | | | | | | | | |
| | | | 844-007-202 | DIS 1B | | | TR | 11:00-11:50A | PUB HLT 61269 | THE STAFF | 40 | | | 0.0 |
| | | | RESTRICT: INSTRUCTOR CONSENT | | | | | | | | | | | |
| 203 | TPCS-THRTCL EPDMLGY | N | 844-018-200 | LEC 1 | | | M | 1:00- 2:50P | PUB HLT | GREENLAND, S. | 30 | 05 | SU | 2.0 |
| | | | RESTRICT: GRADUATE STUDENTS | | | | | | | | | | | |
| M212 | STAT MODELNG-EPIDEM | N | 844-071-200 | LEC 1 | | | MW | 1:00- 2:50P | PUB HLT 61235 | GREENLAND, S. | 25 | 06 | | 4.0 |
| | | | SAME AS : BIOSTAT M209 | | | | | | | | | | | |
| | | | RESTRICT: GRADUATE STUDENTS | | | | | | | | | | | |
| 222 | ARTHRPD-HUMN DISEAS | Y | 844-134-200 | LEC 1 | | | TR | 1:00- 2:50P | PUB HLT 61262 | BERLIN, G.R. | 30 | 15 | G | 4.0 |
| | | | RESTRICT: GRADUATE STUDENTS | | | | | | | | | | | |
| 226 | PUB HLTH-BIOTERROR | Y | 844-158-200 | LEC 1 | | | W | 3:00- 4:50P | HLTHSCI 43105A | LAYNE, S.P. | 30 | 09 | G | 2.0 |
| | | | RESTRICT: GRADUATE STUDENTS | | | | | | | | | | | |
| 227 | AIDS-PUB HLT CHALNG | N | 844-163-200 | LEC 1 | | | MW | 10:00-11:50A | PUB HLT 61269 | DETELS, R. | 50 | 03 | | 4.0 |
| | | | RESTRICT: GRADUATE STUDENTS | | | | | | | | | | | |
| 229 | FOODBORNE ILLNESSES | Y | 844-175-200 | LEC 1 | | | T | 12:00- 1:50P | PUB HLT 71257 | GREENWOOD, J.R. | 30 | 15 | | 2.0 |
| | | | RESTRICT: GRADUATE STUDENTS | | | | | | | | | | | |
| 230 | SXLY TRNSMTD DSEASE | Y | 844-180-200 | LEC 1 | | | MW | 1:00- 2:50P | PUB HLT 71257 | VISSCHER, B.R. | 30 | 06 | | 4.0 |
| | | | RESTRICT: GRADUATE STUDENTS | | | | | | | | | | | |
| 243 | MOLEC EPIDEM-CANCER | Y | 844-259-200 | LEC 1 | | | TR | 10:00-11:50A | PUB HLT 61243 | ZHANG, Z. | 30 | 13 | | 4.0 |
| | | | RESTRICT: GRADUATE STUDENTS | | | | | | | | | | | |
| 244 | RSH MTH-CANCER EPID | Y | 844-264-200 | LEC 1 | | | F | 10:00-11:50A | PUB HLT 71257 | ZHANG, Z. | 30 | 03 | | 2.0 |
| | | | RESTRICT: GRADUATE STUDENTS | | | | | | | | | | | |
| 253 | ACUTE TRAUMATIC INJ | N | 844-318-200 | LEC 1 | | | W | 1:00- 2:50P | PUB HLT 41235 | KRAUS, J.F. | 30 | 06 | | 2.0 |
| | | | RESTRICT: GRADUATE STUDENTS | | | | | | | | | | | |
| 261 | OCCUPATNL EPIDEMGLY | N | 844-366-200 | LEC 1 | | | MW | 10:00-11:50A | PUB HLT 71257 | RITZ, B.R. | 30 | 03 | | 4.0 |
| | | | RESTRICT: GRADUATE STUDENTS | | | | | | | | | | | |
| 268 | PHARMACOEPIDEMIOLGY | Y | 844-408-200 | LEC 1 | | | R | 1:00- 2:50P | PUB HLT 51279 | ACKERMAN, D.L. | 30 | 16 | | 2.0 |
| | | | RESTRICT: GRADUATE STUDENTS | | | | | | | | | | | |
| 292 | ADV SEM-EPIDEMIOLOGY | Y | 844-552-200 | SEM 1 | | | M | 3:00- 4:50P | PUB HLT 71257 | GREENLAND, S. | 20 | 08 | SU | 2.0 |
| | | | RESTRICT: GRADUATE STUDENTS | | | | | | | | | | | |

| CATALOG NUMBER | COURSE TITLE | ENF REQ | IM ID NUMBER | CLS TYP | SEC | FEE | DAYS | TIME | BUILDING/ ROOM | INSTRUCTOR | ENRL CAP | XC | CR TP | UNITS |
|----------------|----------------------|---------|---|---------|-----|-----|------|--------------|----------------|-----------------|----------|----|-------|----------|
| M177 | JAZZ COMBO | N | 208-762-201 | ACT 1 | | | T | 3:00- 4:50P | SMB 1421 | WEIR, M.A. | 5 | 30 | G | 2.0 |
| | | | SAME AS : MUSIC M177 RESTRICT: INSTRUCTOR CONSENT | | | | | | | | | | | |
| | | | 208-762-202 | ACT 2 | | | R | 5:00- 6:50P | SMB 1439 | BURRELL, K.E. | 5 | 30 | G | 2.0 |
| | | | RESTRICT: INSTRUCTOR CONSENT | | | | | | | | | | | |
| | | | 208-762-203 | ACT 3 | | | W | 5:00- 6:50P | SMB 1344 | BURRELL, K.E. | 5 | 30 | G | 2.0 |
| | | | RESTRICT: INSTRUCTOR CONSENT | | | | | | | | | | | |
| | | | 208-762-204 | ACT 4 | | | T | 5:00- 6:50P | SMB 1151 | THE STAFF | 5 | 30 | G | 2.0 |
| | | | RESTRICT: INSTRUCTOR CONSENT | | | | | | | | | | | |
| | | | 208-762-205 | ACT 5 | | | T | 5:00- 6:50P | SMB 1344 | FERGUSON, S. | 10 | 30 | G | 2.0 |
| | | | RESTRICT: INSTRUCTOR CONSENT | | | | | | | | | | | |
| | | | 208-762-200 | ACT 6 | | | T | 7:00- 8:50P | SMB 1440 | LOZA, S.J. | 5 | 30 | G | 2.0 |
| | | | RESTRICT: INSTRUCTOR CONSENT | | | | | | | | | | | |
| | | | 208-762-207 | ACT 7 | | | M | 5:00- 6:50P | SMB 1344 | BOHANON, G.R. | 5 | 30 | G | 2.0 |
| | | | RESTRICT: INSTRUCTOR CONSENT | | | | | | | | | | | |
| | | | 208-762-208 | ACT 8 | | | W | 5:00- 6:50P | SMB 1439 | WILSON, A.J. | 10 | 30 | G | 2.0 |
| | | | RESTRICT: INSTRUCTOR CONSENT | | | | | | | | | | | |
| 181 | ANTHROPOLOGY-MUSIC | N | 208-786-200 | LEC 1 | | | MW | 11:00-12:50P | SMB 1402 | SEEGER, A. | 20 | 04 | | 4.0 |
| 191B | ADV MUSIC OF BALI | N | 208-855-200 | ACT 1 | | | T | 7:00- 9:50P | SMB 1659 | WENTEN, I.N. | 10 | 30 | G | 2.0 |
| | | | RESTRICT: INSTRUCTOR CONSENT | | | | | | | | | | | |
| 191C | ADV MSC&DNC-BALKANS | N | 208-856-200 | ACT 1 | | | M | 7:00- 9:50P | SMB 1846 | BEBELEKOV, V.J. | 10 | 30 | G | 2.0 |
| | | | RESTRICT: INSTRUCTOR CONSENT | | | | | | | | | | | |
| 191D | ADV MUSIC OF CHINA | N | 208-857-200 | ACT 1 | | | TBA | | SMB | LI, C. | 20 | 30 | G | 2.0 |
| | | | RESTRICT: INSTRUCTOR CONSENT | | | | | | | | | | | |
| 191E | ADV MUSC&DANC-GHANA | N | 208-858-200 | ACT 1 | | | R | 4:00- 6:50P | SMB 1659 | LADZEKPO, K. | 10 | 30 | G | 2.0 |
| | | | RESTRICT: INSTRUCTOR CONSENT | | | | | | | | | | | |
| 191F | ADV MUSIC OF INDIA | N | 208-859-200 | ACT 1 | | | TBA | | SMB | KAUSHAL, A. | 10 | 30 | G | 2.0 |
| | | | RESTRICT: INSTRUCTOR CONSENT | | | | | | | | | | | |
| | | | 208-859-201 | ACT 2 | | | TBA | | SMB | HUSAIN, S. | 10 | 30 | G | 2.0 |
| | | | RESTRICT: INSTRUCTOR CONSENT | | | | | | | | | | | |
| 191J | ADV MUSIC OF KOREA | N | 208-863-200 | ACT 1 | | | TBA | | SMB | KIM, D.D. | 40 | 30 | G | 2.0 |
| | | | RESTRICT: INSTRUCTOR CONSENT | | | | | | | | | | | |
| 191K | ADV MUSIC OF MEXICO | N | 208-864-200 | ACT 1 | | | M | 7:00- 9:50P | SMB 1343 | GUZMAN, J.A. | 30 | 30 | G | 2.0 |
| | | | RESTRICT: INSTRUCTOR CONSENT | | | | | | | | | | | |
| 191N | ADV MUSIC-NEAR EAST | N | 208-867-200 | ACT 1 | | | R | 7:00- 9:50P | SMB 1846 | RACY, A.J. | 10 | 30 | G | 2.0 |
| | | | RESTRICT: INSTRUCTOR CONSENT | | | | | | | | | | | |
| | | | For Ethnomusicology 191P, an audition is required. Come prepared with one song of any kind. | | | | | | | | | | | |
| 191P | ADV MUSIC-AFR AMRCN | N | 208-869-200 | ACT 1 | | | R | 11:00-12:50P | SMB 1325 | ROBERSON, J.E. | 40 | 30 | G | 2.0 |
| | | | RESTRICT: INSTRUCTOR CONSENT | | | | | | | | | | | |
| 191Z | AFRO-CUBAN MUSIC | N | 208-879-200 | ACT 1 | | | W | 7:00- 9:50P | SMB 1659 | AGUABELLA, F.U. | 10 | 30 | G | 2.0 |
| | | | RESTRICT: INSTRUCTOR CONSENT | | | | | | | | | | | |
| | | | Ethnomusicology 191Z, activity 1: Afro-Cuban Music | | | | | | | | | | | |
| | | | 208-879-201 | ACT 2 | | | T | 3:00- 5:50P | SMB 1439 | MOREIRA, A.G. | 10 | 30 | G | 2.0 |
| | | | RESTRICT: INSTRUCTOR CONSENT | | | | | | | | | | | |
| | | | Ethnomusicology 191Z, activity 2: Music of Brazil | | | | | | | | | | | |
| | | | 208-879-202 | ACT 3 | | | TBA | | SMB | THE STAFF | 15 | 30 | G | 2.0 |
| | | | RESTRICT: INSTRUCTOR CONSENT | | | | | | | | | | | |
| | | | Ethnomusicology 191Z, activity 3: Vietnamese Music | | | | | | | | | | | |
| 192 | ADV MUSIC INSTRUCNTN | N | 208-852-200 | STU 1 | | | | UNSCHE | | RICE, T. | 10 | 30 | G | 2.0 |
| | | | RESTRICT: DEPARTMENT CONSENT | | | | | | | | | | | |
| 197 | MUSIC-ASIAN AMERICA | N | 208-890-200 | LEC 1 | | | TR | 11:00-12:50P | SMB 1420 | REES, H.M. | 30 | 13 | | 4.0 |
| | | | Ethnomusicology 197, lecture 1: Musics of Asian America | | | | | | | | | | | |
| | | | 208-890-201 | LEC 2 | | | TBA | | SMB | THE STAFF | 30 | 30 | | 4.0 |
| | | | Ethnomusicology 197, lecture 2: Survey of Music of Vietnam | | | | | | | | | | | |
| M211 | AFRICAN AMRCN MUSIC | Y | 608-066-200 | SEM 1 | | | W | 3:00- 5:50P | SMB 1846 | KEYES, C.L. | 7 | 30 | G | 4.0 |
| | | | SAME AS : AFRO-AM M211 RESTRICT: GRADUATE STUDENTS | | | | | | | | | | | |
| 264 | URBANISM AND MUSIC | N | 608-384-200 | SEM 1 | | | R | 3:00- 5:50P | SMB 1846 | DJEDJE, J.C. | 15 | 16 | | 4.0 |
| | | | RESTRICT: GRADUATE STUDENTS | | | | | | | | | | | |
| C269 | MUSIC&SCI&TECHNOLGY | N | 608-414-200 | LEC 1 | | | TR | 1:00- 2:50P | SMB B544 | KENDALL, R.A. | 10 | 15 | G | 4.0 |
| | | | RESTRICT: GRADUATE STUDENTS | | | | | | | | | | | |
| 279 | SEM-SYSTMTC MUSCLGY | Y | 608-474-200 | SEM 1 | | | T | 3:00- 5:50P | SMB B544 | KENDALL, R.A. | 10 | 15 | | 4.0 |
| | | | RESTRICT: GRADUATE STUDENTS | | | | | | | | | | | |
| 281A | SEM-FLD&LAB-ETHNMUS | Y | ----- | SEM 1 | | | M | 3:00- 5:50P | SMB B544 | REES, H.M. | 15 | 08 | | 6.0 |
| | | | RESTRICT: GRADUATE STUDENTS & ETHNOMUSICOLOGY MAJORS | | | | | | | | | | | |
| | | | 608-486-201 | LAB 1A | | | | UNSCHE | | REES, H.M. | 15 | | | 0.0 |
| | | | RESTRICT: GRADUATE STUDENTS & ETHNOMUSICOLOGY MAJORS | | | | | | | | | | | |
| 292B | TOPICS-ETHNOMUSCLGY | N | 608-553-200 | SEM 1 | | | T | 3:00- 5:50P | SMB 1846 | SEEGER, A. | 15 | 15 | | 4.0 |
| | | | RESTRICT: GRADUATE STUDENTS | | | | | | | | | | | |
| 292C | TOPICS-ETHNOMUSCLGY | N | 608-554-200 | SEM 1 | | | M | 3:00- 5:50P | SMB 1846 | THE STAFF | 15 | 08 | | 4.0 |
| | | | RESTRICT: GRADUATE STUDENTS | | | | | | | | | | | |
| 375 | TCHNG APRNTC PRCTCM | N | 608-620-200 | SEM 1 | | | | UNSCHE | | RICE, T. | 10 | 30 | SU | 1.0- 4.0 |
| | | | RESTRICT: ETHNOMUSICOLOGY MAJORS & GRADUATE STUDENTS | | | | | | | | | | | |
| 495B | TCHNG WITH TECHNLYG | N | 608-792-200 | SEM 1 | | | | UNSCHE | | RICE, T. | 12 | 30 | SU | 2.0 |
| | | | RESTRICT: ETHNOMUSICOLOGY MAJORS & GRADUATE STUDENTS | | | | | | | | | | | |

EUROPEAN STUDIES

All L&S undergraduate courses, except independent studies and other similar courses without webpages, are subject to the Instructional Enhancement Fee. See Course Materials Fees under "Miscellaneous Fees" in the "Registration" section.

| | | | | | | | | | | | | | | |
|-----|---------------------|---|---|-------|--|--|---|-------------|--------------|--------------|----|----|---|-----|
| 102 | TOPCS-EUROPEAN STDS | N | 200-312-200 | DIS 1 | | | M | 9:00-11:50A | CAMPBEL 2226 | MORRIS, C.B. | 15 | 01 | G | 4.0 |
| | | | European Studies 102: Surrealism and European Culture | | | | | | | | | | | |

FILM, TELEVISION, AND DIGITAL MEDIA

| | | | | | | | | | | | | | | |
|------|---------------------|---|-------------|--------|--|--|----|--------------|--------------|----------------|-----|----|---|-----|
| 98T | AUTO&ROAD-AMER FILM | N | 238-290-200 | SEM 1 | | | TW | 10:00-12:50P | MELNITZ 2410 | SAMOJLIK, M.E. | 15 | 13 | G | 5.0 |
| 106A | HIST AM MOTION PIC | N | ----- | LEC 1 | | | MW | 1:00- 4:50P | MELNITZ 1409 | KUNTZ, J.A. | 240 | 06 | | 6.0 |
| | | | 238-336-201 | DIS 1A | | | M | 9:00- 9:50A | MELNITZ 2589 | | 20 | | | 0.0 |
| | | | 238-336-202 | DIS 1B | | | M | 10:00-10:50A | MELNITZ 2589 | | 20 | | | 0.0 |
| | | | 238-336-203 | DIS 1C | | | W | 9:00- 9:50A | MELNITZ 2589 | | 20 | | | 0.0 |
| | | | 238-336-204 | DIS 1D | | | F | 1:00- 1:50P | MELNITZ 2589 | | 20 | | | 0.0 |
| | | | 238-336-205 | DIS 1E | | | F | 10:00-10:50A | MELNITZ 2589 | | 20 | | | 0.0 |
| | | | 238-336-206 | DIS 1F | | | F | 11:00-11:50A | MELNITZ 2589 | | 20 | | | 0.0 |
| | | | 238-336-209 | DIS 1I | | | F | 12:00-12:50P | MELNITZ 2589 | | 20 | | | 0.0 |

| CATALOG NUMBER | COURSE TITLE | ENF REQ | IM ID NUMBER | CLS TYP | SEC | FEE | DAYS | TIME | BUILDING/ ROOM | INSTRUCTOR | ENRL CAP | XC | CR TP | UNITS | |
|----------------|----------------------|---------|-------------------------------|---------|-----|-----|------|--------------|----------------|--------------------|----------|----|-------|----------|----------|
| 113 | FILM AUTHORS | N | 238-336-210 | DIS | 1J | | M | 11:00-11:50A | MELNITZ 2589 | DE LAS CARRERAS, M | 20 | | | 0.0 | |
| | | | 238-336-211 | DIS | 1K | | F | 2:00- 2:50P | BUNCHE 3288 | | 20 | | | 0.0 | |
| | | | 238-336-212 | DIS | 1L | | F | 3:00- 3:50P | BUNCHE 3288 | | 20 | | | 0.0 | |
| | | | ----- | LEC | 1 | | TR | 1:00- 4:50P | MELNITZ | | 0 | 15 | | 6.0 | |
| | | | 238-378-201 | DIS | 1A | | TBA | | | | 0 | | | 0.0 | |
| M117 | CHICANOS-FILM/VIDEO | N | 238-378-202 | DIS | 1B | | TBA | | | | 0 | | | 0.0 | |
| | | | 238-402-200 | LEC | 1 | | MW | 9:00-12:50P | MELNITZ 1409 | THE STAFF | 0 | 02 | | 6.0 | |
| | | | SAME AS : CHICANO M114 | | | | | | | | | | | | |
| 135C | ADV SCRNRWRTNG WKSH | Y | 238-512-200 | LAB | 1 | | W | 2:00- 4:50P | MELNITZ 2589 | CARUSO, D. | 30 | 30 | G | 8.0 | |
| | | | RESTRICT: INSTRUCTOR CONSENT | | | | | | | | | | | | |
| C144 | INTERACT MULTIMEDIA | N | 238-564-200 | LEC | 1 | | MW | 3:30- 6:20P | MELNITZ 2536 | WAGMISTER, C. | 20 | 30 | G | 4.0 | |
| | | | RESTRICT: INSTRUCTOR CONSENT | | | | | | | | | | | | |
| C145 | CREATV AUTHORNNG-WWW | N | 238-570-200 | LEC | 1 | | TR | 4:00- 6:50P | MELNITZ 2536 | WAGMISTER, C. | 20 | 30 | G | 4.0 | |
| 150 | CINEMATOGRAPHY | N | ----- | LEC | 1 | | R | 2:00- 4:50P | MELNITZ 1439A | MCDONALD, W. | 20 | 16 | G | 4.0 | |
| | | | RESTRICT: INSTRUCTOR CONSENT | | | | | | | | | | | | |
| 151 | INTRO-EXPER FILMMKG | N | 238-600-201 | LAB | 1A | | F | 9:00-11:50A | MELNITZ 1439A | STARKIE, B.S. | 20 | | | 0.0 | |
| | | | 238-606-200 | LEC | 1 | | R | 10:00-12:50P | MELNITZ 2534 | | 25 | 30 | G | 4.0 | |
| | | | RESTRICT: INSTRUCTOR CONSENT | | | | | | | | | | | | |
| 152 | FILM&TV SND RECRDNG | N | 238-612-200 | LEC | 1 | | W | 1:00- 3:50P | MELNITZ | MARIN, E. | 10 | 30 | | 4.0 | |
| | | | RESTRICT: INSTRUCTOR CONSENT | | | | | | | | | | | | |
| 153 | MOTION PICT LIGHTNG | Y | 238-618-200 | LEC | 1 | | T | 10:00- 1:50P | MELNITZ 1439A | DENOVE, T.F. | 25 | 30 | G | 4.0 | |
| | | | RESTRICT: INSTRUCTOR CONSENT | | | | | | | | | | | | |
| 154 | FILM EDITING | N | 238-624-200 | LEC | 1 | | F | 10:00-12:50P | MELNITZ 2534 | STARKIE, B.S. | 10 | 30 | | 4.0 | |
| | | | RESTRICT: INSTRUCTOR CONSENT | | | | | | | | | | | | |
| 155 | DIGITAL MEDIA&TOOLS | N | 238-630-200 | LEC | 1 | | W | 12:00- 2:50P | MELNITZ 2536 | BOYL, B.L. | 20 | 30 | G | 4.0 | |
| | | | RESTRICT: INSTRUCTOR CONSENT | | | | | | | | | | | | |
| 163 | DIRECTNG THE CAMERA | N | 238-678-200 | LAB | 1 | | W | 4:00- 6:50P | MELNITZ 1462A | SMITH, B.J. | 25 | 30 | G | 4.0 | |
| | | | RESTRICT: INSTRUCTOR CONSENT | | | | | | | | | | | | |
| 176B | ADV UNDRGRAD PRDCTN | Y | 238-757-201 | DIS | 1 | | F | 9:00-12:50P | MELNITZ 1451B | STEIN, H.D. | 20 | 30 | G | 4.0 | |
| | | | 238-757-202 | DIS | 2 | | T | 9:30-11:50A | MELNITZ 2586 | GOLDOVSKAYA, M. | 20 | 30 | G | 4.0 | |
| | | | RESTRICT: INSTRUCTOR CONSENT | | | | | | | | | | | | |
| | | | RESTRICT: INSTRUCTOR CONSENT | | | | | | | | | | | | |
| | | | 238-757-203 | DIS | 3 | | TBA | | MELNITZ | NAKAMURA, R.A. | 20 | 30 | G | 4.0 | |
| | | | RESTRICT: INSTRUCTOR CONSENT | | | | | | | | | | | | |
| M177 | FILM&TV ACTNG WKSH | N | 238-762-201 | LAB | 1 | | TR | 9:00-11:50A | MELNITZ 1462A | SALVI, D.N. | 10 | 30 | G | 2.0 | |
| | | | SAME AS : THEATER M178 | | | | | | | | | | | | |
| | | | RESTRICT: INSTRUCTOR CONSENT | | | | | | | | | | | | |
| 178 | FILM&TV PRODCN LAB | N | 238-768-201 | LAB | 1 | | | UNSCHE | | | 10 | 30 | G | 2.0/ 4.0 | |
| | | | 238-768-202 | LAB | 2 | | | UNSCHE | | | 10 | 30 | G | 2.0/ 4.0 | |
| | | | 238-768-203 | LAB | 3 | | | | UNSCHE | | | 10 | 30 | G | 2.0/ 4.0 |
| | | | 238-768-204 | LAB | 4 | | | | UNSCHE | | | 10 | 30 | G | 2.0/ 4.0 |
| | | | 238-768-205 | LAB | 5 | | | | UNSCHE | | | 10 | 30 | G | 2.0/ 4.0 |
| | | | 238-768-206 | LAB | 6 | | | | UNSCHE | | | 10 | 30 | G | 2.0/ 4.0 |
| | | | 238-768-207 | LAB | 7 | | | | UNSCHE | | | 10 | 30 | G | 2.0/ 4.0 |
| | | | 238-768-208 | LAB | 8 | | | | UNSCHE | | | 10 | 30 | G | 2.0/ 4.0 |
| | | | 238-768-209 | LAB | 9 | | | | UNSCHE | | | 10 | 30 | G | 2.0/ 4.0 |
| | | | 238-768-210 | LAB | 10 | | | | UNSCHE | | | 10 | 30 | G | 2.0/ 4.0 |
| | | | RESTRICT: INSTRUCTOR CONSENT | | | | | | | | | | | | |
| 181A | ANIMTN DSGN-FILM&TV | N | ----- | LEC | 1 | | T | 1:00- 3:50P | MELNITZ 2487 | MERCER, C.L. | 20 | 15 | | 4.0 | |
| | | | RESTRICT: INSTRUCTOR CONSENT | | | | | | | | | | | | |
| 181B | WRITING-ANIMATION | Y | 238-786-201 | LAB | 1A | | RF | 1:00- 3:50P | MELNITZ | MERCER, C.L. | 20 | | | 0.0 | |
| | | | 238-787-200 | STU | 1 | | T | 7:00- 9:50P | MELNITZ 2487 | THE STAFF | 20 | 22 | | 4.0/ 8.0 | |
| | | | RESTRICT: INSTRUCTOR CONSENT | | | | | | | | | | | | |
| 181C | ANIMATION WORKSHOP | Y | ----- | STU | 1 | | TR | 10:00-12:50P | MELNITZ 2487 | MCLAUGHLIN, D. | 35 | 13 | | 4.0/ 8.0 | |
| | | | RESTRICT: INSTRUCTOR CONSENT | | | | | | | | | | | | |
| 192 | FILM&TV INTERNSHIP | N | 238-788-201 | LAB | 1A | | | UNSCHE | | | 35 | | | 0.0 | |
| | | | 238-852-200 | FLD | 1 | | T | 5:00- 6:50P | MACGOWN 2310C | MANN, D.R. | 26 | 30 | | 4.0- 8.0 | |
| | | | RESTRICT: JUNIORS AND SENIORS | | | | | | | | | | | | |
| 206C | SEM-AMRCN FILM HIST | N | 638-038-200 | SEM | 1 | | M | 1:00- 3:50P | MELNITZ | | 20 | 05 | G | 6.0 | |
| | | | RESTRICT: INSTRUCTOR CONSENT | | | | | | | | | | | | |
| 208A | SEM-FILM STRUCTURE | N | 638-048-200 | SEM | 1 | | T | 2:00- 5:50P | MELNITZ | SUBER, H. | 60 | 15 | | 6.0 | |
| | | | RESTRICT: INSTRUCTOR CONSENT | | | | | | | | | | | | |
| 208C | SEM-CNTMP FILM THRY | Y | 638-050-200 | SEM | 1 | | W | 1:00- 3:50P | MELNITZ | | 20 | 06 | | 6.0 | |
| | | | RESTRICT: INSTRUCTOR CONSENT | | | | | | | | | | | | |
| 209A | SEM-DOCUMNTRY FILM | N | 638-054-200 | SEM | 1 | | T | 10:00-12:50P | MELNITZ 2410 | SOBCHACK, V. | 20 | 13 | | 6.0 | |
| | | | | | | | M | 5:00- 7:20P | MELNITZ 2534 | | | | | | |
| | | | RESTRICT: INSTRUCTOR CONSENT | | | | | | | | | | | | |
| 211B | SEM-HISTORIOGRAPHY | N | 638-067-200 | SEM | 1 | | F | 10:00-12:50P | MELNITZ 2410 | BROWNE, N.K. | 20 | 03 | | 4.0 | |
| | | | RESTRICT: INSTRUCTOR CONSENT | | | | | | | | | | | | |
| 217A | AMERICAN TV HISTORY | N | 638-102-200 | SEM | 1 | | R | 10:00-12:50P | MELNITZ 2410 | SCONCE, J.A. | 20 | 30 | G | 6.0 | |
| | | | RESTRICT: INSTRUCTOR CONSENT | | | | | | | | | | | | |
| 220 | SEM-TELEVS&SOCIETY | N | 638-120-200 | SEM | 1 | | R | 10:00-12:50P | MELNITZ | THE STAFF | 20 | 14 | | 6.0 | |
| | | | | | | | T | 5:00- 6:50P | MELNITZ | | | | | | |
| | | | RESTRICT: INSTRUCTOR CONSENT | | | | | | | | | | | | |
| 224 | COMPUTER-FILM STUDY | N | 638-144-200 | LEC | 1 | | R | 1:00- 3:50P | MELNITZ 1446A | MAMBER, S.D. | 20 | 16 | | 4.0 | |
| | | | RESTRICT: INSTRUCTOR CONSENT | | | | | | | | | | | | |
| C244 | INTERACT MULTIMEDIA | N | 638-264-200 | LEC | 1 | | MW | 3:30- 6:20P | MELNITZ 2536 | WAGMISTER, C. | 10 | 30 | G | 4.0 | |
| | | | RESTRICT: INSTRUCTOR CONSENT | | | | | | | | | | | | |
| C245 | CREATV AUTHORNNG-WWW | N | 638-270-200 | LEC | 1 | | TR | 4:00- 6:50P | MELNITZ 2536 | WAGMISTER, C. | 10 | 30 | G | 4.0 | |
| | | | RESTRICT: INSTRUCTOR CONSENT | | | | | | | | | | | | |
| 247 | INDEPENDENT FEATURE | N | 638-282-200 | LEC | 1 | | R | 2:00- 5:50P | MELNITZ | SCHREIBMAN, M.A. | 40 | 30 | G | 4.0 | |
| | | | RESTRICT: INSTRUCTOR CONSENT | | | | | | | | | | | | |

| CATALOG NUMBER | COURSE TITLE | ENF REQ | IM ID NUMBER | CLS TYP | SEC | FEE | DAYS | TIME | BUILDING/ ROOM | INSTRUCTOR | ENRL CAP | XC | CR TP | UNITS |
|----------------|----------------------|---------|------------------------------|---------|-----|-----|---------|--------------|----------------|------------------|----------|----|-------|----------|
| 273 | CONTMP FILM&TV CRIT | N | 638-438-200 | SEM 1 | | | F | 10:00-12:50P | MELNITZ | NORIEGA, C.A. | 20 | 03 | | 6.0 |
| | | | RESTRICT: INSTRUCTOR CONSENT | | | | | | | | | | | |
| 274 | SEM-RESEARCH DESIGN | N | 638-444-200 | SEM 1 | | | TBA | | | WOLLEN, P. | 20 | 30 | | 4.0 |
| | | | RESTRICT: INSTRUCTOR CONSENT | | | | | | | | | | | |
| 276 | SEM-NON WSTRN FILMS | N | 638-456-200 | SEM 1 | | | F | 1:00- 3:50P | MELNITZ | SMOODIN, E. | 20 | 07 | | 4.0 |
| | | | RESTRICT: INSTRUCTOR CONSENT | | | | | | | | | | | |
| 277 | SEM-NARRATIVE STDS | N | 638-462-200 | SEM 1 | | | R | 1:00- 3:50P | MELNITZ | BROWNE, N.K. | 20 | 16 | | 6.0 |
| | | | RESTRICT: INSTRUCTOR CONSENT | | | | | | | | | | | |
| 289B | BUSNSS PRAC-FILM&TV | Y | 638-535-200 | DIS 1 | | | M | 7:00- 9:50P | ROYCE 156 | GILMORE, G.D. | 50 | 30 | | 4.0 |
| | | | RESTRICT: INSTRUCTOR CONSENT | | | | | | | | | | | |
| 289C | BUSNSS PRAC-FILM&TV | Y | 638-536-200 | DIS 1 | | | R | 7:00- 9:50P | MELNITZ 2536 | BORDE, E. | 60 | 30 | | 4.0 |
| | | | RESTRICT: INSTRUCTOR CONSENT | | | | | | | | | | | |
| 291A | MGMT-ENTRTRNMT INDUS | Y | 638-546-200 | DIS 1 | | | R | 7:00- 9:50P | ROYCE 190 | GUBER, H.P. | 90 | 24 | | 4.0 |
| | | | RESTRICT: INSTRUCTOR CONSENT | | | | | | | | | | | |
| 291C | MGMT-ENTRTRNMT INDUS | Y | 638-548-200 | DIS 1 | | | T | 7:00- 9:50P | MELNITZ 2534 | THE STAFF | 60 | 22 | | 4.0 |
| | | | RESTRICT: INSTRUCTOR CONSENT | | | | | | | | | | | |
| 292A | NTWK TV MGMT&DECSNS | Y | 638-552-200 | LEC 1 | | | W | 7:00- 9:50P | HAINES A44 | NUNAN, T.A. | 50 | 23 | | 4.0 |
| | | | RESTRICT: INSTRUCTOR CONSENT | | | | | | | | | | | |
| 292B | NTWK TV MGMT&DECSNS | Y | 638-553-200 | LEC 1 | | | W | 7:00- 9:50P | MELNITZ 2534 | | 60 | 23 | | 4.0 |
| 293 | FILM&TV CURATORSHIP | N | 638-558-200 | SEM 1 | | | T | 5:30- 8:20P | GSEIS | RICCI, S. | 20 | 30 | | 4.0 |
| | | | RESTRICT: INSTRUCTOR CONSENT | | | | | | | | | | | |
| 298A | SPECIAL STUDIES | N | 638-588-201 | DIS 1 | | | T | 7:30-10:20P | MELNITZ 2586 | | 10 | 30 | | 2.0- 4.0 |
| | | | RESTRICT: INSTRUCTOR CONSENT | | | | | | | | | | | |
| 298B | SPECIAL STUDIES | N | 638-589-201 | DIS 1 | | | T | 2:00- 3:20P | MELNITZ 1439A | | 10 | 30 | | 2.0- 4.0 |
| | | | RESTRICT: INSTRUCTOR CONSENT | | | | | | | | | | | |
| 375 | TCHNG APRNTC PRCTCM | N | 638-600-200 | SEM 1 | | | UNSCHED | | | WOLLEN, P. | 100 | 30 | SU | 1.0- 4.0 |
| 402C | ADV NRTV DRCT WKSHP | Y | 638-606-201 | LAB 1 | | | T | 4:00- 6:50P | MELNITZ 2589 | GAZDAG, G. | 20 | 30 | G | 4.0 |
| | | | RESTRICT: INSTRUCTOR CONSENT | | | | | | | | | | | |
| | | | 638-606-202 | LAB 2 | | | W | 4:00- 6:50P | MELNITZ | KELLY, R.M. | 20 | 30 | G | 4.0 |
| | | | RESTRICT: INSTRUCTOR CONSENT | | | | | | | | | | | |
| 403C | ADV DOCUMNTRY WKSHP | Y | 638-610-200 | LEC 1 | | | M | 9:30-11:50A | MELNITZ 2586 | GOLDOVSKAYA, M. | 10 | 30 | | 4.0- 8.0 |
| | | | RESTRICT: INSTRUCTOR CONSENT | | | | | | | | | | | |
| 404C | ADV ABSTR&EXP MEDIA | Y | 638-614-200 | LEC 1 | | | W | 1:00- 3:50P | MELNITZ 2534 | YONEMOTO, B.N. | 20 | 30 | G | 8.0 |
| | | | RESTRICT: INSTRUCTOR CONSENT | | | | | | | | | | | |
| 405 | TV PRODUCTN WRKSHOP | N | 638-616-200 | LAB 1 | | | TBA | | MELNITZ | BARNETTE, N. | 20 | 30 | | 8.0 |
| | | | RESTRICT: INSTRUCTOR CONSENT | | | | | | | | | | | |
| 410C | FILM PRODUCTN WKSHP | Y | 638-626-201 | LEC 1 | | | TR | 10:00-12:50P | MELNITZ | SMITH, B.J. | 20 | 30 | G | 8.0 |
| | | | RESTRICT: INSTRUCTOR CONSENT | | | | | | | | | | | |
| | | | 638-626-202 | LEC 2 | | | T | 10:00-12:50P | MELNITZ 2534 | THE STAFF | 20 | 30 | G | 8.0 |
| | | | RESTRICT: INSTRUCTOR CONSENT | | | | | | | | | | | |
| | | | 638-626-203 | LEC 3 | | | W | 7:00- 9:50P | MELNITZ 2586 | RICHARDSON, N. | 20 | 30 | G | 8.0 |
| | | | RESTRICT: INSTRUCTOR CONSENT | | | | | | | | | | | |
| 411 | MULTIMEDIA PRODCTN | N | 638-628-200 | LEC 1 | | | TBA | | MELNITZ | BOYL, B.L. | 10 | 30 | G | 4.0 |
| | | | RESTRICT: INSTRUCTOR CONSENT | | | | | | | | | | | |
| 416 | INTR CINEMATOGRAPHY | N | 638-632-200 | LEC 1 | | | M | 1:30- 5:20P | MELNITZ 1439A | MCDONALD, W. | 20 | 30 | G | 4.0 |
| | | | RESTRICT: INSTRUCTOR CONSENT | | | | | | | | | | | |
| 419 | ADV CINEMATOGRAPHY | Y | 638-638-200 | LEC 1 | | | W | 10:00- 1:50P | MELNITZ 1439A | SIMMONS, J.W. | 10 | 30 | | 4.0 |
| | | | RESTRICT: INSTRUCTOR CONSENT | | | | | | | | | | | |
| 423B | AD DRCT-ACTR-FLM&TV | Y | 638-647-200 | LAB 1 | | | TR | 1:00- 3:50P | MELNITZ 1462A | SALVI, D.N. | 20 | 30 | | 4.0 |
| | | | RESTRICT: INSTRUCTOR CONSENT | | | | | | | | | | | |
| 434 | ADV SCREENWRITING | Y | 638-668-201 | DIS 1 | | | R | 3:00- 5:50P | BUNCHE 3161 | | 10 | 30 | G | 8.0 |
| | | | RESTRICT: INSTRUCTOR CONSENT | | | | | | | | | | | |
| | | | 638-668-202 | DIS 2 | | | M | 7:00- 9:50P | MACGOWN 2310B | | 10 | 30 | G | 8.0 |
| | | | RESTRICT: INSTRUCTOR CONSENT | | | | | | | | | | | |
| | | | 638-668-203 | DIS 3 | | | TBA | | MACGOWN | | 10 | 30 | G | 8.0 |
| | | | RESTRICT: INSTRUCTOR CONSENT | | | | | | | | | | | |
| | | | 638-668-204 | DIS 4 | | | T | 1:00- 3:50P | MELNITZ 2589 | | 10 | 30 | G | 8.0 |
| | | | RESTRICT: INSTRUCTOR CONSENT | | | | | | | | | | | |
| | | | 638-668-205 | DIS 5 | | | M | 10:00-12:50P | MELNITZ 2410 | | 10 | 30 | G | 8.0 |
| | | | RESTRICT: INSTRUCTOR CONSENT | | | | | | | | | | | |
| | | | 638-668-206 | DIS 6 | | | R | 2:00- 4:50P | MELNITZ 2410 | | 10 | 30 | G | 8.0 |
| | | | RESTRICT: INSTRUCTOR CONSENT | | | | | | | | | | | |
| | | | 638-668-207 | DIS 7 | | | TBA | | MACGOWN | | 10 | 30 | G | 8.0 |
| | | | RESTRICT: INSTRUCTOR CONSENT | | | | | | | | | | | |
| | | | 638-668-208 | DIS 8 | | | TBA | | MELNITZ | | 10 | 30 | G | 8.0 |
| | | | RESTRICT: INSTRUCTOR CONSENT | | | | | | | | | | | |
| 452C | FILM&TV SND RERCRDG | N | ----- | LEC 1 | | | TBA | | MELNITZ | | 25 | 30 | | 4.0 |
| | | | RESTRICT: INSTRUCTOR CONSENT | | | | | | | | | | | |
| | | | 638-706-201 | LAB 1A | | | TBA | | MELNITZ | | 25 | | | 0.0 |
| 454A | ADV FILM EDITING | N | 638-708-200 | LEC 1 | | | R | 7:30-10:20P | MELNITZ 2534 | | 20 | 30 | G | 4.0 |
| | | | RESTRICT: INSTRUCTOR CONSENT | | | | | | | | | | | |
| 454B | ADV FILM EDITING | N | 638-709-200 | LEC 1 | | | R | 7:30-10:20P | MELNITZ 2586 | RICHARDSON, N. | 20 | 30 | G | 4.0 |
| | | | RESTRICT: INSTRUCTOR CONSENT | | | | | | | | | | | |
| 459B | DIRECTING-FILM&TV | N | 638-719-200 | LEC 1 | | | W | 9:00-11:50A | MELNITZ | CATES, G. | 10 | 30 | | 4.0 |
| | | | RESTRICT: INSTRUCTOR CONSENT | | | | | | | | | | | |
| 464A | ADV FILM DIRECTING | N | 638-728-200 | STU 1 | | | T | 9:00- 1:50P | MELNITZ | ALBREZZI, S.D. | 20 | 30 | | 8.0 |
| | | | RESTRICT: INSTRUCTOR CONSENT | | | | | | | | | | | |
| 466B | ADV PRO VIDEO WKSHP | Y | 638-733-200 | LEC 1 | | | F | 9:00-12:50P | MELNITZ | STEIN, H.D. | 10 | 30 | G | 8.0 |
| | | | RESTRICT: INSTRUCTOR CONSENT | | | | | | | | | | | |
| 468 | LOCATN FILM PRODCTN | Y | 638-736-200 | LEC 1 | | | MR | 10:00-12:50P | MELNITZ 1439A | SCHREIBMAN, M.A. | 25 | 30 | G | 8.0 |
| 482B | ADV ANIMATN WRKSH | Y | 638-765-200 | STU 1 | | | MW | 7:00- 9:50P | MELNITZ 2487 | LETTERA, V.M. | 25 | 30 | | 4.0/ 8.0 |
| | | | RESTRICT: INSTRUCTOR CONSENT | | | | | | | | | | | |
| 486 | PREP-MFA IN PRODCTN | N | 638-772-201 | TUT 1 | | | UNSCHED | | | | 10 | 30 | | 2.0- 4.0 |
| | | | RESTRICT: INSTRUCTOR CONSENT | | | | | | | | | | | |
| | | | 638-772-202 | TUT 2 | | | UNSCHED | | | | 10 | 30 | | 2.0- 4.0 |
| | | | RESTRICT: INSTRUCTOR CONSENT | | | | | | | | | | | |
| | | | 638-772-203 | TUT 3 | | | UNSCHED | | | | 10 | 30 | | 2.0- 4.0 |
| | | | RESTRICT: INSTRUCTOR CONSENT | | | | | | | | | | | |
| | | | 638-772-204 | TUT 4 | | | UNSCHED | | | | 10 | 30 | | 2.0- 4.0 |
| | | | RESTRICT: INSTRUCTOR CONSENT | | | | | | | | | | | |
| 489A | CMPTR ANMTN-FLM&VID | Y | 638-778-200 | LEC 1 | | | WR | 1:00- 3:50P | MELNITZ 2487 | MERCER, C.L. | 25 | 30 | G | 4.0- 8.0 |
| | | | RESTRICT: INSTRUCTOR CONSENT | | | | | | | | | | | |

| CATALOG NUMBER | COURSE TITLE | ENF REQ | IM ID NUMBER | CLS TYP | SEC | FEE | DAYS | TIME | BUILDING/ ROOM | INSTRUCTOR | ENRL CAP | XC | CR TP | UNITS |
|----------------|---------------------|---------|--------------|--|-----|-----|------|-------------|----------------|------------|----------|----|-------|----------|
| 219 | 19TH CENTURY | N | 636-114-200 | LEC | 1 | | W | 2:00- 4:50P | BUNCHE A152 | APTER, E. | 12 | 09 | G | 4.0 |
| | | | | RESTRICT: GRADUATE STUDENTS | | | | | | | | | | |
| 375 | TCHNG APRNTC PRCTCM | N | 636-620-200 | SEM | 1 | | | UNSCHE | | JANSMA, K. | 40 | 30 | SU | 1.0- 4.0 |
| | | | | RESTRICT: FRENCH,COM LIT,ROMANCE GRAD STUDENTS | | | | | | | | | | |

GENERAL EDUCATION CLUSTERS

| | | | | | | | | | | | | | | |
|-----|---|---|-------------|-----------------------|---|--|---|--------------|--------------|-------------------|----|----|---|-----|
| M1C | GLOBAL ENVIRON-TPCS | Y | 226-003-201 | SEM | 1 | | R | 9:00-11:50A | COVEL 210 | STOLZENBACH, K.D. | 20 | 30 | G | 5.0 |
| | GE Cluster M1C, seminar 1: | | | SAME AS : ENVIRON M1C | | | | | | | | | | |
| | | | 226-003-202 | SEM | 2 | | W | 12:00- 2:50P | ROYCE 166 | BURNETT, M.T. | 20 | 30 | G | 5.0 |
| | GE Cluster M1C, seminar 2: Environmental Ethics and Ideals: Past, Present, and Future | | | 226-003-203 SEM 3 | | | | | | | | | | |
| | | | | 226-003-204 SEM 4 | | | | | | | | | | |
| | GE Cluster M1C, seminar 3: International Marine Conservation: How to Make It Work? | | | 226-003-205 SEM 5 | | | | | | | | | | |
| | GE Cluster M1C, seminar 4: Geography of Los Angeles Coast | | | 226-003-206 SEM 6 | | | | | | | | | | |
| | GE Cluster M1C, seminar 5: Local Sustainability Policy and Everyday Life in the U.S. | | | 226-003-207 SEM 7 | | | | | | | | | | |
| | GE Cluster M1C, seminar 6: | | | 226-003-208 SEM 8 | | | | | | | | | | |
| | GE Cluster M1C, seminar 7: Climate Change: Do We Have the Tools to Observe It? | | | 226-062-201 SEM 1 | | | | | | | | | | |
| 20C | INTERRCL DYNAMCS-US | Y | 226-062-201 | SEM | 1 | | R | 12:00- 2:50P | ROYCE 166 | DECKER, J.L. | 20 | 16 | G | 5.0 |
| | GE Cluster 20C, seminar 1: Ethnic Encounters in American Literature and Television | | | 226-062-202 SEM 2 | | | | | | | | | | |
| | GE Cluster 20C, seminar 2: Beyond Borders: Black Experience in Latin America and the Caribbean | | | 226-062-203 SEM 3 | | | | | | | | | | |
| | GE Cluster 20C, seminar 3: Interracial Dynamics in the U.S.: Consequences of Race | | | 226-062-204 SEM 4 | | | | | | | | | | |
| | GE Cluster 20C, seminar 4: Race and Foreign Policy Machines | | | 226-062-205 SEM 5 | | | | | | | | | | |
| | GE Cluster 20C, seminar 5: My Blood Brother | | | 226-062-206 SEM 6 | | | | | | | | | | |
| | GE Cluster 20C, seminar 6: Immigrant Fiction and Film | | | 226-062-207 SEM 7 | | | | | | | | | | |
| | GE Cluster 20C, seminar 7: Race and Making of the American Nation | | | 226-062-208 SEM 8 | | | | | | | | | | |
| | GE Cluster 20C, seminar 8: Difference Love Makes: Race, Gender, and Politics of Desire in American Popular Culture | | | 226-068-201 SEM 1 | | | | | | | | | | |
| 21C | HIST-MODERN THOUGHT | Y | 226-068-201 | SEM | 1 | | W | 9:00-11:50A | ROYCE 166 | HENDREN, S. | 20 | 30 | G | 5.0 |
| | GE Cluster 21C, seminar 1: Human Rights: Promises and Problems in the 20th Century | | | 226-068-202 SEM 2 | | | | | | | | | | |
| | GE Cluster 21C, seminar 2: Moderns on Verge of a Nervous Breakdown | | | 226-068-203 SEM 3 | | | | | | | | | | |
| | GE Cluster 21C, seminar 3: Citizenship | | | 226-068-204 SEM 4 | | | | | | | | | | |
| | GE Cluster 21C, seminar 4: Legacies of Empire in Film and Literature | | | 226-068-205 SEM 5 | | | | | | | | | | |
| | GE Cluster 21C, seminar 5: Personality and Politics: Hitler and the Nazi Dictatorship | | | 226-068-206 SEM 6 | | | | | | | | | | |
| | GE Cluster 21C, seminar 6: | | | 226-068-207 SEM 7 | | | | | | | | | | |
| | GE Cluster 21C, seminar 7: Utopia and Modernity (19th and 20th Centuries) | | | 226-074-201 SEM 1 | | | | | | | | | | |
| 22C | ECON-GLOBALIZATION | Y | 226-074-201 | SEM | 1 | | F | 9:00-11:50A | CAMPBEL 2226 | CHOI, S. | 20 | 30 | G | 5.0 |
| | GE Cluster 22C, seminar 1: Transnational Histories and Culture Contacts in a Global World | | | 226-074-202 SEM 2 | | | | | | | | | | |
| | GE Cluster 22C, seminar 2: Globalization and Place: Geographies of Identity and Difference | | | 226-074-204 SEM 4 | | | | | | | | | | |
| | GE Cluster 22C, seminar 4: | | | 226-074-205 SEM 5 | | | | | | | | | | |
| | GE Cluster 22C, seminar 5: Evil Empires? Transnational Corporations in Global Economy | | | 226-074-206 SEM 6 | | | | | | | | | | |
| | GE Cluster 22C, seminar 6: Policies and Protests: Current Issues in International Trade | | | 226-074-207 SEM 7 | | | | | | | | | | |
| | GE Cluster 22C, seminar 7: | | | 226-182-201 SEM 1 | | | | | | | | | | |
| 60C | THE U S 1963-1974 | Y | 226-182-201 | SEM | 1 | | M | 12:00- 2:50P | ROYCE 166 | | 20 | 30 | G | 5.0 |
| | GE Cluster 60C, seminar 1: | | | 226-182-202 SEM 2 | | | | | | | | | | |
| | GE Cluster 60C, seminar 2: | | | 226-182-203 SEM 3 | | | | | | | | | | |
| | GE Cluster 60C, seminar 3: New Journalism and Media Culture | | | 226-182-204 SEM 4 | | | | | | | | | | |
| | GE Cluster 60C, seminar 4: "Right" out of the Sixties: Conservative Politics during a Radical Decade | | | 226-182-205 SEM 5 | | | | | | | | | | |
| | GE Cluster 60C, seminar 5: | | | 226-182-206 SEM 6 | | | | | | | | | | |
| | GE Cluster 60C, seminar 6: Art and Protest in the 1960s | | | 226-182-207 SEM 7 | | | | | | | | | | |
| | GE Cluster 60C, seminar 7: Legacies of Warren Court's Liberalism: Sexual Autonomy, Freedom of Speech, and Political Action | | | 226-182-208 SEM 8 | | | | | | | | | | |
| | GE Cluster 60C, seminar 8: Kooks, Nuts, Crackpots, Weirdoes, and Goons: Conspiracy Theories and Paranoid Style in American Politics, 1960 to 1974 | | | 226-212-201 SEM 1 | | | | | | | | | | |
| 70C | COSMOS AND LIFE | Y | 226-212-201 | SEM | 1 | | W | 3:00- 5:50P | ROYCE 166 | COLE, K.C. | 20 | 09 | G | 5.0 |
| | GE Cluster 70C, seminar 1: Evolution of Empty Space: From Aristotle to Accelerating Universe | | | 226-212-202 SEM 2 | | | | | | | | | | |
| | GE Cluster 70C, seminar 2: Evolution: Naturalist's Perspective | | | 226-212-203 SEM 3 | | | | | | | | | | |
| | GE Cluster 70C, seminar 3: Life on Alien Worlds | | | 226-212-204 SEM 4 | | | | | | | | | | |
| | GE Cluster 70C, seminar 4: How Things Work: Demystifying Modern Technology | | | 226-212-205 SEM 5 | | | | | | | | | | |
| | GE Cluster 70C, seminar 5: It's About Time | | | 226-212-206 SEM 6 | | | | | | | | | | |
| | GE Cluster 70C, seminar 6: Energy | | | | | | | | | | | | | |

92 / GENERAL EDUCATION CLUSTERS

Spring 2002

| CATALOG NUMBER | COURSE TITLE | ENF REQ | IM | ID NUMBER | CLS TYP | SEC | FEE | DAYS | TIME | BUILDING/ ROOM | INSTRUCTOR | ENRL CAP | XC | CR TP | UNITS |
|--|--------------|---------|----|-------------|---------|-----|-----|------|-------------|----------------|-----------------|----------|----|-------|-------|
| | | | | 226-212-207 | SEM | 7 | | M | 1:00- 3:50P | GEOLOGY 5644 | VENDRASCO, M.J. | 20 | 05 | G | 5.0 |
| <p>GE Cluster 70C, seminar 7: Understanding and Preserving California's Wildlife</p> | | | | | | | | | | | | | | | |

Table with columns: CATALOG NUMBER, COURSE TITLE, ENF REQ IM ID NUMBER, CLS TYP, SEC, FEE, DAYS, TIME, BUILDING/ ROOM, INSTRUCTOR, ENRL CAP, XC, CR TP, UNITS. Includes courses 80C, FRONTRS-HUMAN AGING, 226-272-201, etc.

GEOGRAPHY

All L&S undergraduate courses, except independent studies and other similar courses without webpages, are subject to the Instructional Enhancement Fee. See Course Materials Fees under "Miscellaneous Fees" in the "Registration" section.

Undergraduates are encouraged to contact the instructor regarding enrollment in graduate geography courses.

Main table of geography courses including PHYSICAL ENVIRONMNT, BIOGEOG-CHNGNG WRLD, CULTURAL GEOGRAPHY, PEOPLE&EARTH ECOSYS, COASTAL GEOMORPHLOGY, GLOBAL ENVIR&DVLPMNT, SEM-ENVRNMENTAL STUDS, AMERICAN ENVIRONMENTAL, POPULATION GEOGRAPHY, ECONOMIC GEOGRAPHY, SEM-CLIMATE DYNAMICS, STAT MTHD-GEOG RSCH, TCHNG APRNTC PRCTCM.

| CATALOG NUMBER | COURSE TITLE | ENF REQ | IM ID NUMBER | CLS TYP | SEC | FEE | DAYS | TIME | BUILDING/ ROOM | INSTRUCTOR | ENRL CAP | XC | CR TP | UNITS |
|---|---------------------|---------|---|---------|-----|-----|--------|--------------|----------------|------------------|----------|----|-------|---------|
| GERMANIC LANGUAGES | | | | | | | | | | | | | | |
| Dutch | | | | | | | | | | | | | | |
| All L&S undergraduate courses, except independent studies and other similar courses without webpages, are subject to the Instructional Enhancement Fee. See Course Materials Fees under "Miscellaneous Fees" in the "Registration" section. | | | | | | | | | | | | | | |
| 131 | INTRO-MOD DUTCH LIT | Y | 215-486-200 | DIS | 1 | | TR | 11:00-12:15P | HAINES A82 | KIRSNER, R.S. | 25 | 13 | | 4.0 |
| German | | | | | | | | | | | | | | |
| All L&S undergraduate courses, except independent studies and other similar courses without webpages, are subject to the Instructional Enhancement Fee. See Course Materials Fees under "Miscellaneous Fees" in the "Registration" section. | | | | | | | | | | | | | | |
| Students who have taken German elsewhere (without receiving UCLA credit) and wish to take German 1 thru 6 must take a placement examination Thursday, February 28, 2002, from 3 to 5 p.m. in 2168 Bunche Hall. | | | | | | | | | | | | | | |
| 1 | ELEMENTARY GERMAN | N | 215-005-201 | DIS | 1 | | MTWRF | 10:00-10:50A | DODD 154 | KLOCKE, A. | 25 | 22 | | 4.0 |
| 2 | ELEMENTARY GERMAN | Y | 215-010-201 | DIS | 1 | | MTWRF | 11:00-11:50A | DODD 162 | KLOCKE, A. | 25 | 22 | | 4.0 |
| 3 | ELEMENTARY GERMAN | Y | 215-015-201 | DIS | 1 | | MTWRF | 10:00-10:50A | BUNCHE 2178 | KLOCKE, A. | 25 | 22 | | 4.0 |
| | | | 215-015-202 | DIS | 2 | | MTWRF | 11:00-11:50A | DODD 154 | KLOCKE, A. | 25 | 22 | | 4.0 |
| | | | 215-015-203 | DIS | 3 | | MTWRF | 12:00-12:50P | BUNCHE 3143 | KLOCKE, A. | 25 | 22 | | 4.0 |
| 4 | INTERMEDIATE GERMAN | Y | 215-020-201 | DIS | 1 | | MTWRF | 10:00-10:50A | PUB POL 2317 | KLOCKE, A. | 25 | 22 | | 4.0 |
| 5 | INTERMEDIATE GERMAN | Y | 215-025-201 | DIS | 1 | | MTWR | 11:00-11:50A | ROYCE 150 | KLOCKE, A. | 25 | 22 | | 4.0 |
| 6 | INTERMEDIATE GERMAN | Y | 215-030-201 | DIS | 1 | | MTWR | 11:00-11:50A | BUNCHE 1221A | KLOCKE, A. | 25 | 22 | | 4.0 |
| 60W | WAR | Y | 215-180-200 | LEC | 1 | | TR | 2:00-3:50P | ROYCE 150 | KOWALIK, J.A. | 20 | 15 | G | 5.0 |
| M70 | ORIGIN OF LANGUAGE | N | 215-210-200 | LEC | 1 | | MWF | 12:00-12:50P | ROLFE 3134 | STEVENS, C.M. | 25 | 05 | G | 4.0 |
| | | | SAME AS : COM STD M70 | | | | | | | | | | | |
| 100A | HIS&CUL-BEFORE 1500 | N | ----- | LEC | 1 | | TR | 11:00-12:15P | DODD 170 | SCHULTZ, J.A. | 60 | 13 | | 4.0 |
| | | | 215-300-201 | DIS | 1A | | TBA | | | | 20 | | | 0.0 |
| | | | 215-300-202 | DIS | 1B | | W | 11:00-11:50A | LS 4127 | | 20 | | | 0.0 |
| | | | 215-300-203 | DIS | 1C | | W | 12:00-12:50P | BOELTER 5280 | | 20 | | | 0.0 |
| 102A | ERLY GRMN FILM-CLTR | N | ----- | LEC | 1 | | MF | 1:00-1:50P | PUB POL 2232 | MCLAUGHLIN, J.B. | 20 | 06 | G | 4.0 |
| | | | 215-331-201 | DIS | 1A | | W | 1:00-3:50P | PUB POL 2232 | MCLAUGHLIN, J.B. | 20 | | | 0.0 |
| M108 | LOVE&SEX-GERMAN LIT | N | 215-368-200 | LEC | 1 | | TR | 11:00-12:15P | FOWLER A139 | KOWALIK, J.A. | 50 | 13 | G | 4.0 |
| | | | SAME AS : WOM STD M108 | | | | | | | | | | | |
| M122 | FAIRY TALE-LIT&SCTY | N | 215-463-200 | LEC | 1 | | TR | 12:30-1:45P | PUB POL 2238 | TOKOFSKY, P.I. | 40 | 14 | G | 5.0 |
| | | | SAME AS : FLKLORE M119 | | | | | | | | | | | |
| 130B | CONVRSTN&COMPOSTN 2 | Y | 215-513-200 | LEC | 1 | | MWF | 2:00-2:50P | KINSEY 184 | KLOCKE, A. | 25 | 07 | | 4.0 |
| 132 | BUSINESS GERMAN | Y | 215-525-200 | LEC | 1 | | MWF | 1:00-1:50P | PUB POL 2317 | THE STAFF | 25 | 06 | | 4.0 |
| 134 | CULT HIST&CURNT AFF | Y | 215-555-200 | LEC | 1 | | MWF | 11:00-11:50A | PUB POL 1270 | MCLAUGHLIN, J.B. | 25 | 04 | G | 4.0 |
| 140C | INT-GERMAN NRTV PRS | N | 215-590-200 | LEC | 1 | | MWF | 12:00-12:50P | ROYCE 150 | KLOCKE, A. | 25 | 05 | G | 4.0 |
| 150 | LANGUAGE&LINGUISTIC | Y | 215-620-200 | LEC | 1 | | MWF | 1:00-1:50P | BUNCHE 1221A | STEVENS, C.M. | 25 | 06 | G | 4.0 |
| 156 | GOETHE FAUST | Y | 215-644-200 | LEC | 1 | | MWF | 10:00-10:50A | ROYCE 150 | BAHR, E. | 25 | 03 | G | 4.0 |
| 160 | ADV STDY-MODRN LIT | Y | 215-660-200 | LEC | 1 | | MWF | 9:00-9:50A | ROYCE 150 | WAGENER, H. | 25 | 02 | G | 4.0 |
| 195 | SENIOR THESIS CRSE | N | 215-875-200 | TUT | 1 | | UNSCHE | | | NEHRING, W. | 3 | 30 | | 4.0 |
| 210A | NTRLSM&SMBLSM&EXPRS | N | 615-103-200 | LEC | 1 | | M | 2:00-4:50P | ROLFE 3131 | WAGENER, H. | 15 | 08 | G | 4.0 |
| | | | RESTRICT: GRADUATE STUDENTS | | | | | | | | | | | |
| C238 | LING THRY&GRAM DSCR | Y | 615-254-200 | LEC | 1 | | TR | 11:00-12:15P | BUNCHE 2174 | KIRSNER, R.S. | 15 | 13 | G | 4.0 |
| | | | RESTRICT: GRADUATE STUDENTS | | | | | | | | | | | |
| 259 | SEM-19TH CENT LIT | N | 615-340-200 | SEM | 1 | | T | 1:00-3:50P | ROYCE 334C | NEHRING, W. | 15 | 15 | | 4.0 |
| | | | RESTRICT: GRADUATE STUDENTS | | | | | | | | | | | |
| | | | German 259: Sexual Citizenship: Public and Private Spheres | | | | | | | | | | | |
| 260 | SEM-MODERN PERIOD | N | 615-345-200 | SEM | 1 | | W | 1:00-3:50P | ROYCE 334C | HEWITT, A.R. | 15 | 06 | G | 4.0 |
| | | | RESTRICT: GRADUATE STUDENTS | | | | | | | | | | | |
| | | | German 260: Nietzsche, Women, and Feminism (in Translation) | | | | | | | | | | | |
| 375 | TCHNG APRNTC PRCTCM | N | 615-620-200 | SEM | 1 | | UNSCHE | | | KLOCKE, A. | 15 | 30 | SU | 1.0-4.0 |
| | | | RESTRICT: GRADUATE STUDENTS | | | | | | | | | | | |
| Old Norse Studies | | | | | | | | | | | | | | |
| All L&S undergraduate courses, except independent studies and other similar courses without webpages, are subject to the Instructional Enhancement Fee. See Course Materials Fees under "Miscellaneous Fees" in the "Registration" section. | | | | | | | | | | | | | | |
| 221 | ADV OLD NORSE PROSE | Y | 620-119-200 | LEC | 1 | | TR | 2:00-3:15P | HAINES 110 | BYOCK, J.L. | 15 | 15 | | 4.0 |
| GERONTOLOGY | | | | | | | | | | | | | | |
| M119X | BIO&BEH NEURO-AGING | N | 224-430-200 | LEC | 1 | | TR | 11:00-12:15P | DODD 161 | BUTCHER, L.L. | 5 | 13 | | 4.0 |
| | | | SAME AS : PSYCH M119X | | | | | | | | | | | |
| HEALTH SERVICES | | | | | | | | | | | | | | |
| 98H | PBLC HLTH LAW&POLCY | N | 046-290-200 | SEM | 1 | | W | 3:00-5:50P | PUB HLT 71257 | ROEMER, R.J. | 20 | 09 | G | 4.0 |
| 100 | HEALTH SERVICES ORG | N | ----- | LEC | 1 | | MW | 10:00-11:50A | PUB HLT 41268 | LITWIN, M.S. | 50 | 03 | | 4.0 |
| | | | RESTRICT: GRADUATE STUDENTS | | | | | | | | | | | |
| | | | 046-300-201 | DIS | 1A | | F | 10:00-11:50A | HLTHSCI 13105A | THE STAFF | 60 | | | 0.0 |
| | | | RESTRICT: GRADUATE STUDENTS | | | | | | | | | | | |
| M204C | PHARMCTCL ECON&PLCY | Y | 846-027-200 | SEM | 1 | | R | 4:30-6:50P | PUB HLT 16059 | COMANOR, W.S. | 10 | 16 | T3 | 2.0 |
| | | | SAME AS : ECON M204N | | | | | | | | | | | |
| | | | RESTRICT: GRADUATE STUDENTS | | | | | | | | | | | |
| 231 | HIST-PUBLIC HEALTH | N | 846-186-200 | DIS | 1 | | R | 2:00-4:50P | PUB HLT 71257 | ABEL, E. | 20 | 16 | | 4.0 |
| M233 | HLTH POLICY ANLYSIS | Y | 846-198-200 | LEC | 1 | | F | 9:00-11:50A | PUB HLT 61269 | PONCE, N.A. | 15 | 03 | G | 4.0 |
| | | | SAME AS : COM HLT M252 | | | | | | | | | | | |
| | | | RESTRICT: GRADUATE STUDENTS | | | | | | | | | | | |
| M236 | MICECNM THR-HL SECT | Y | 846-216-200 | LEC | 1 | | TR | 1:00-2:50P | PUB HLT 31235 | RICE, T.H. | 30 | 30 | G | 4.0 |
| | | | SAME AS : PLCY ST M268 | | | | | | | | | | | |
| | | | RESTRICT: GRADUATE STUDENTS | | | | | | | | | | | |
| 237C | HLTH SRVCS MTHDLGYS | Y | 846-224-200 | LEC | 1 | | TR | 3:00-4:50P | PUB HLT 31235 | ETTNER, S.L. | 20 | 16 | G | 4.0 |
| | | | RESTRICT: HEALTH SERVICES MAJORS | | | | | | | | | | | |
| M242 | DETERMINNTS OF HLTH | N | 846-253-200 | LEC | 1 | | F | 9:00-11:50A | PUB HLT 61262 | FIELDING, J.E. | 20 | 03 | G | 4.0 |
| | | | SAME AS : COM HLT M232 | | | | | | | | | | | |
| 249K | HLTH CARE PRACTICE | Y | 846-300-200 | LEC | 1 | | W | 9:00-11:50A | PUB HLT 61262 | GANZ, P.A. | 20 | 02 | G | 4.0 |
| | | | RESTRICT: GRADUATE STUDENTS | | | | | | | | | | | |
| 260B | WORLD HEALTH | N | 846-361-200 | LEC | 1 | | T | 6:00-7:50P | PUB HLT 31235 | PEABODY, J.W. | 20 | 30 | T2 | 2.0 |
| 265 | HLTH SERVICES RSRCH | Y | 846-390-200 | LEC | 1 | | TR | 1:00-2:50P | OFF CAM | SHAPIRO, M.F. | 20 | 15 | | 4.0 |
| | | | RESTRICT: GRADUATE STUDENTS | | | | | | | | | | | |
| M422 | EVAL-HEALTH SERVICE | Y | 846-646-200 | LEC | 1 | | TR | 10:00-11:50A | PUB HLT 71257 | BASTANI, R. | 25 | 13 | G | 4.0 |
| | | | SAME AS : SOCIOL M402 | | | | | | | | | | | |
| | | | RESTRICT: GRADUATE STUDENTS | | | | | | | | | | | |

| CATALOG NUMBER | COURSE TITLE | ENF REQ | IM ID NUMBER | CLS TYP | SEC | FEE | DAYS | TIME | BUILDING/ ROOM | INSTRUCTOR | ENRL CAP | XC | CR TP | UNITS |
|----------------|---|---------|--------------|---------|-----|-----|------|--------------|----------------|-------------------|----------|----|-------|-------|
| 197J | UNDERGRAD SEMINAR | N | 221-833-200 | SEM 1 | | | T | 2:00- 4:50P | PUB POL 1278 | REID, A. | 0 | 30 | | 4.0 |
| | History 197J: Identity Formation in Southeast Asia | | | | | | | | | | | | | |
| 197K | UNDERGRAD SEMINAR | N | 221-834-200 | SEM 1 | | | M | 2:00- 4:50P | KINSEY 94 | WEISS, R. | 0 | 30 | | 4.0 |
| | History 197K: Minority Experience in 20th-Century America | | | | | | | | | | | | | |
| 197M | UNDERGRAD SEMINAR | N | 221-836-200 | SEM 1 | | | W | 2:00- 4:50P | BUNCHE 3161 | SALMAN, M. | 0 | 30 | | 4.0 |
| | History 197M: Topics in Philippine History | | | | | | | | | | | | | |
| 197N | UNDERGRAD SEMINAR | N | 221-837-200 | SEM 1 | | | M | 1:00- 3:50P | BUNCHE 2150 | GELVIN, J.L. | 0 | 30 | | 4.0 |
| | History 197N: Modernity and Modernity in Middle East | | | | | | | | | | | | | |
| 197O | UNDERGRAD SEMINAR | N | 221-838-200 | SEM 1 | | | T | 2:00- 4:50P | BUNCHE 2174 | MONKKONEN, E.H. | 0 | 30 | | 4.0 |
| | History 197O: Guns and History: Anatomy of a Controversy | | | | | | | | | | | | | |
| 197P | UNDERGRAD SEMINAR | N | 221-839-200 | SEM 1 | | | W | 2:00- 4:50P | BUNCHE 3173 | MORONY, M.G. | 0 | 30 | | 4.0 |
| | History 197P: Disease, Disasters, and Demography: Late Antiquity to Early Islam | | | | | | | | | | | | | |
| 197R | UNDERGRAD SEMINAR | N | 221-841-200 | SEM 1 | | | W | 4:00- 6:50P | BUNCHE 3288 | WOHL, R.A. | 0 | 30 | | 4.0 |
| | History 197R: European Avant-Garde, 1890 to 1945 | | | | | | | | | | | | | |
| 197S | UNDERGRAD SEMINAR | N | 221-842-200 | SEM 1 | | | M | 3:00- 5:50P | ROLFE 3120 | IDEL, M. | 0 | 30 | | 4.0 |
| | History 197S: Messianism and Mysticism in Medieval Spanish Jewry | | | | | | | | | | | | | |
| 200D | ADV HIST EUROPE | N | 621-005-200 | SEM 1 | | | M | 2:00- 4:50P | BUNCHE 3173 | FRANK, S. | 10 | 30 | | 4.0 |
| | RESTRIC: HISTORY GRADUATE STUDENTS | | | | | | | | | | | | | |
| 201E | TOPICS-MODRN EUROPE | N | 621-033-200 | SEM 1 | | | W | 4:00- 6:50P | BUNCHE 3169 | ANDERSON, F.R. | 10 | 30 | | 4.0 |
| | History 201E: Antonio Gramsci and the Modern Prince | | | | | | | | | | | | | |
| 201H | TOPICS-U S | N | 621-036-200 | SEM 1 | | | T | 2:00- 4:50P | BUNCHE 2174 | MONKKONEN, E.H. | 5 | 30 | | 4.0 |
| | History 201H, seminar 1: Guns and History: Anatomy of a Controversy | | | | | | | | | | | | | |
| | History 201H, seminar 2: Arts in American Life, 1876 to 1918 | | | | | | | | | | | | | |
| | History 201H, seminar 3: Monumental America: Memory, Monuments, and National Identity | | | | | | | | | | | | | |
| | History 201H, seminar 4: | | | | | | | | | | | | | |
| 201I | TOPICS-LAT AMERICA | N | 621-037-200 | SEM 1 | | | M | 2:00- 4:50P | BUNCHE 3165 | MOYA, J.C. | 10 | 08 | | 4.0 |
| | History 201I: Research in Latin American History | | | | | | | | | | | | | |
| 201J | TOPICS-NEAR EAST | N | 621-038-200 | SEM 1 | | | W | 2:00- 4:50P | BUNCHE 3173 | MORONY, M.G. | 4 | 30 | | 4.0 |
| | History 201J, seminar 1: Disease, Disasters, and Demography: Late Antiquity to Early Islam | | | | | | | | | | | | | |
| | History 201J, seminar 2: Modernity and Modernity in Middle East | | | | | | | | | | | | | |
| 201M | TOPICS-JAPAN | N | 621-041-200 | SEM 1 | | | TBA | | | OOMS, H. | 10 | 30 | | 4.0 |
| | History 201M: Japanese Bibliography | | | | | | | | | | | | | |
| 201O | TOPICS-SCIENCE TECH | N | 621-043-200 | SEM 1 | | | W | 6:00- 8:50P | MS 7608 | BRASLOW, J.T. | 5 | 30 | | 4.0 |
| | History 201O: Madness and Medicine: Psychiatric Treatment in the 20th Century | | | | | | | | | | | | | |
| 201R | TOPICS-JEWISH HIST | N | 621-046-200 | SEM 1 | | | W | 2:00- 4:50P | PUB POL 1343 | FRIEDLANDER, S.P. | 5 | 30 | | 4.0 |
| | History 201R, seminar 1: Recent Debates in Historiography of Holocaust | | | | | | | | | | | | | |
| | History 201R, seminar 2: Messianism and Mysticism in Medieval Spanish Jewry | | | | | | | | | | | | | |
| 201T | TOPICS-SOUTHEA ASIA | N | 621-048-200 | SEM 1 | | | W | 2:00- 4:50P | BUNCHE 3161 | SALMAN, M. | 5 | 30 | | 4.0 |
| | History 201T, seminar 1: Topics in Philippine History | | | | | | | | | | | | | |
| | History 201T, seminar 2: Identity Formation in Southeast Asia | | | | | | | | | | | | | |
| | History 201T, seminar 3: | | | | | | | | | | | | | |
| | History 201T, seminar 4: Human Rights in Post-Colonial Politics-Comparative Views from Southeast Asia | | | | | | | | | | | | | |
| C219B | L MEDVL INTLCT HIST | N | 621-133-200 | LEC 1 | | | MWF | 10:00-10:50A | GEOLOGY 4660 | ROUSE, R.H. | 5 | 03 | | 4.0 |
| | RESTRIC: HISTORY GRADUATE STUDENTS | | | | | | | | | | | | | |
| 229B | EARLY MOD EUROPEAN | N | 621-173-200 | SEM 1 | | | T | 2:00- 4:50P | BUNCHE 3165 | GINZBURG, C. | 10 | 30 | T2 | 4.0 |
| | RESTRIC: HISTORY GRADUATE STUDENTS | | | | | | | | | | | | | |
| 235B | ECON-EURP-1780-1939 | N | 621-208-200 | SEM 1 | | | T | 2:00- 4:50P | BUNCHE 3169 | BRENNER, R.P. | 10 | 30 | T2 | 4.0 |
| | RESTRIC: HISTORY GRADUATE STUDENTS | | | | | | | | | | | | | |
| 242 | EUROPEAN HISTORY | N | 621-426-200 | DIS 1 | | | R | 4:00- 5:50P | BUNCHE 3150 | SYMCOX, G.W. | 30 | 30 | SU | 2.0 |
| | RESTRIC: INSTRUCTOR CONSENT | | | | | | | | | | | | | |
| 246C | US HIST-20TH CNTURY | N | 621-259-200 | SEM 1 | | | W | 2:00- 4:50P | BUNCHE 3165 | WEISS, R. | 10 | 30 | | 4.0 |
| | RESTRIC: HISTORY GRADUATE STUDENTS | | | | | | | | | | | | | |
| 259B | HISTORY OF WOMEN | N | 621-322-200 | SEM 1 | | | M | 2:00- 4:50P | BUNCHE 3169 | DUBOIS, E.C. | 10 | 30 | T2 | 4.0 |
| | RESTRIC: HISTORY GRADUATE STUDENTS | | | | | | | | | | | | | |
| M264 | HIST OF AMERCN EDUC | N | 621-342-201 | DIS 1 | | | T | 1:00- 4:50P | MOORE 3320 | COHEN, S. | 2 | 15 | | 4.0 |
| | SAME AS : EDUC M201C | | | | | | | | | | | | | |
| | RESTRIC: HISTORY GRADUATE STUDENTS | | | | | | | | | | | | | |
| 267B | LAT AM HIST-19&20C | N | 621-382-200 | SEM 1 | | | W | 11:00- 1:50P | BOELTER 5422 | SUMMERHILL, W.R. | 10 | 30 | T2 | 4.0 |
| | RESTRIC: INSTRUCTOR CONSENT | | | | | | | | | | | | | |
| M268B | SEM-RCNT LAT-AM HIS | N | 621-386-200 | SEM 1 | | | W | 3:00- 5:50P | BUNCHE 2156 | WILKIE, J.W. | 10 | 30 | T2 | 4.0 |
| | SAME AS : LAT AM M268B | | | | | | | | | | | | | |
| | RESTRIC: HISTORY GRADUATE STUDENTS | | | | | | | | | | | | | |

| CATALOG NUMBER | COURSE TITLE | ENF REQ | IM ID | NUMBER | CLS TYP | SEC | FEE | DAYS | TIME | BUILDING/ ROOM | INSTRUCTOR | ENRL CAP | XC | CR TP | UNITS |
|---|---------------------|------------|----------|-------------|------------|-----|-----|------|--------------|-------------------|--------------|-------------|----|----------|-------|
| LATIN AMERICAN STUDIES | | | | | | | | | | | | | | | |
| All L&S undergraduate courses, except independent studies and other similar courses without webpages, are subject to the Instructional Enhancement Fee. See Course Materials Fees under "Miscellaneous Fees" in the "Registration" section. | | | | | | | | | | | | | | | |
| 197 | TPCS-LAT AMRCN STDS | N | | 243-870-201 | LEC | 1 | | R | 2:00- 4:50P | HAINES A28 | SPENCER, J. | 10 | 30 | | 4.0 |
| RESTRIC: INSTRUCTOR CONSENT | | | | | | | | | | | | | | | |
| Latin American Studies 197: Latin American Revolution, Military Anti-Politics, and Reform after 1959 | | | | | | | | | | | | | | | |
| 250B | SEM-LAT AMER STDS | N | | 643-301-200 | SEM | 1 | | R | 2:00- 4:50P | HAINES A28 | SPENCER, J. | 10 | 30 | | 4.0 |
| RESTRIC: INSTRUCTOR CONSENT | | | | | | | | | | | | | | | |
| Latin American 250B: Latin American Revolution, Military Anti-Politics, and Reform after 1959 | | | | | | | | | | | | | | | |
| M264 | LATIN AM TRAD MED | N | | 643-384-200 | LEC | 1 | | W | 10:00-12:50P | PUB HLT 41235 | TAUB, B. | 5 | 02 | G | 4.0 |
| SAME AS : ANTHRO M264, COM HLT M264 | | | | | | | | | | | | | | | |
| M268B | SEM-RCNT LAT-AM HIS | N | | 643-344-200 | SEM | 1 | | W | 3:00- 5:50P | BUNCHE 2156 | WILKIE, J.W. | 10 | 30 | T2 | 4.0 |
| SAME AS : HIST M268B | | | | | | | | | | | | | | | |
| RESTRIC: GRADUATE STUDENTS | | | | | | | | | | | | | | | |

LESBIAN, GAY, BISEXUAL AND TRANSGENDER STUDIES

| | | | | | | | | | | | | | | | |
|---|---------------------|---|--|-------------|-----|---|--|----|--------------|--------------|---------------|----|----|---|-----|
| M116 | SEXUALITY&THE CITY | Y | | 246-396-200 | LEC | 1 | | TR | 4:00- 5:50P | PUB POL 2270 | SCHULTZ, J.A. | 15 | 16 | G | 4.0 |
| SAME AS : WOM STD M116 | | | | | | | | | | | | | | | |
| 196 | SENIOR INTRNSHP SEM | Y | | 246-876-200 | SEM | 1 | | T | 10:00-11:50A | KINSEY 263F | SANLO, R.L. | 20 | 30 | | 4.0 |
| RESTRIC: INSTRUCTOR CONSENT | | | | | | | | | | | | | | | |
| 197 | TOPICS-LGBT STUDIES | N | | 246-878-200 | LEC | 1 | | T | 1:00- 3:50P | KINSEY 96 | ECHOLS, A. | 15 | 15 | | 4.0 |
| LGBTS 197, lecture 1: Sexual and Racial Politics of Popular Music from Bessie Smith to Riot Grrrl | | | | | | | | | | | | | | | |
| | | | | 246-878-201 | LEC | 2 | | W | 12:00- 2:50P | KINSEY 230 | HALE, J. | 30 | 06 | | 4.0 |
| LGBTS 197, lecture 2: Intensive Introduction to Transgender Studies | | | | | | | | | | | | | | | |

LIFE SCIENCES

For Life Sciences 1, there will be two MANDATORY midterm examinations on the following Mondays from 5 to 7 p.m.: April 22 and May 13, 2002.

| | | | | | | | | | | | | | | | |
|---|--------------------|---|--|-------|-----|---|--|-----|--------------|---------------|--------------|-----|----|---|-----|
| 1 | EVOLUTN&ECL&BIODIV | N | | ----- | LEC | 1 | | MWF | 10:00-10:50A | DICKSON 2160E | ZIMMER, C.A. | 396 | 20 | G | 4.0 |
| 252-003-201 DEM 1A T 9:00-10:50A WGYOUNG 2343 22 0.0 | | | | | | | | | | | | | | | |
| 252-003-202 DEM 1B T 10:00-11:50A SLICHTR 2870 22 0.0 | | | | | | | | | | | | | | | |
| 252-003-203 DEM 1C T 11:00-12:50P WGYOUNG 2343 22 0.0 | | | | | | | | | | | | | | | |
| 252-003-204 DEM 1D T 12:00- 1:50P SLICHTR 2870 22 0.0 | | | | | | | | | | | | | | | |
| 252-003-205 DEM 1E T 1:00- 2:50P WGYOUNG 2343 22 0.0 | | | | | | | | | | | | | | | |
| 252-003-206 DEM 1F T 2:00- 3:50P SLICHTR 2870 22 0.0 | | | | | | | | | | | | | | | |
| 252-003-207 DEM 1G T 3:00- 4:50P WGYOUNG 2343 22 0.0 | | | | | | | | | | | | | | | |
| 252-003-208 DEM 1H W 11:00-12:50P WGYOUNG 2343 22 0.0 | | | | | | | | | | | | | | | |
| 252-003-209 DEM 1I W 12:00- 1:50P SLICHTR 2870 22 0.0 | | | | | | | | | | | | | | | |
| 252-003-210 DEM 1J W 1:00- 2:50P WGYOUNG 2343 22 0.0 | | | | | | | | | | | | | | | |
| 252-003-211 DEM 1K W 2:00- 3:50P SLICHTR 2870 22 0.0 | | | | | | | | | | | | | | | |
| 252-003-212 DEM 1L W 3:00- 4:50P WGYOUNG 2343 22 0.0 | | | | | | | | | | | | | | | |
| 252-003-213 DEM 1M R 9:00-10:50A WGYOUNG 2343 22 0.0 | | | | | | | | | | | | | | | |
| 252-003-214 DEM 1N R 10:00-11:50A SLICHTR 2870 22 0.0 | | | | | | | | | | | | | | | |
| 252-003-215 DEM 1O R 11:00-12:50P WGYOUNG 2343 22 0.0 | | | | | | | | | | | | | | | |
| 252-003-216 DEM 1P R 12:00- 1:50P SLICHTR 2870 22 0.0 | | | | | | | | | | | | | | | |
| 252-003-217 DEM 1Q R 1:00- 2:50P WGYOUNG 2343 22 0.0 | | | | | | | | | | | | | | | |
| 252-003-218 DEM 1R R 3:00- 4:50P WGYOUNG 2343 22 0.0 | | | | | | | | | | | | | | | |

For Life Sciences 2, lecture 1, there will be two MANDATORY midterm examinations on the following Thursdays from 5 to 7 p.m.: April 25 and May 16, 2002;
for lecture 2, there will be two MANDATORY midterm examinations on the following Tuesdays from 5 to 7 p.m.: April 23 and May 14, 2002.

| | | | | | | | | | | | | | | | |
|--|---------------------|---|---|-------|-----|---|-------|----|-------------|--------------|--------------|-----|----|---|-----|
| 2 | CELLS&TISSUES&ORGNS | Y | Y | ----- | LEC | 1 | \$ 10 | TR | 9:30-10:45A | WGYOUNG CS50 | PHELAN, J.P. | 300 | 23 | G | 5.0 |
| Y 252-006-201 DIS 1A T 11:00- 1:50P WGYOUNG 2336 16 0.0 | | | | | | | | | | | | | | | |
| Y 252-006-202 DIS 1B T 2:00- 4:50P WGYOUNG 2336 16 0.0 | | | | | | | | | | | | | | | |
| Y 252-006-203 DIS 1C T 5:00- 7:50P WGYOUNG 2336 16 0.0 | | | | | | | | | | | | | | | |
| Y 252-006-204 DIS 1D T 11:00- 1:50P WGYOUNG 2370 16 0.0 | | | | | | | | | | | | | | | |
| Y 252-006-205 DIS 1E T 2:00- 4:50P WGYOUNG 2370 16 0.0 | | | | | | | | | | | | | | | |
| Y 252-006-206 DIS 1F T 5:00- 7:50P WGYOUNG 2370 16 0.0 | | | | | | | | | | | | | | | |
| Y 252-006-207 DIS 1G T 12:00- 2:50P WGYOUNG 2379 16 0.0 | | | | | | | | | | | | | | | |
| Y 252-006-208 DIS 1H T 3:00- 5:50P WGYOUNG 2379 16 0.0 | | | | | | | | | | | | | | | |
| Y 252-006-209 DIS 1I W 8:00-10:50A WGYOUNG 2336 16 0.0 | | | | | | | | | | | | | | | |
| Y 252-006-210 DIS 1J W 12:00- 2:50P WGYOUNG 2336 16 0.0 | | | | | | | | | | | | | | | |
| Y 252-006-211 DIS 1K W 3:00- 5:50P WGYOUNG 2336 16 0.0 | | | | | | | | | | | | | | | |
| Y 252-006-212 DIS 1L W 12:00- 2:50P WGYOUNG 2370 16 0.0 | | | | | | | | | | | | | | | |
| Y ----- LEC 2 \$ 10 TR 11:00-12:15P MOORE 100 TOBIN, A.J. 260 24 G 5.0 | | | | | | | | | | | | | | | |
| Y 252-006-221 DIS 2A W 3:00- 5:50P WGYOUNG 2370 18 0.0 | | | | | | | | | | | | | | | |
| Y 252-006-222 DIS 2B W 10:00-12:50P WGYOUNG 2379 18 0.0 | | | | | | | | | | | | | | | |
| Y 252-006-223 DIS 2C W 1:00- 3:50P WGYOUNG 2379 18 0.0 | | | | | | | | | | | | | | | |
| Y 252-006-224 DIS 2D W 4:00- 6:50P WGYOUNG 2379 18 0.0 | | | | | | | | | | | | | | | |
| Y 252-006-225 DIS 2E R 8:00-10:50A WGYOUNG 2336 18 0.0 | | | | | | | | | | | | | | | |
| Y 252-006-226 DIS 2F R 1:00- 3:50P WGYOUNG 2336 18 0.0 | | | | | | | | | | | | | | | |
| Y 252-006-227 DIS 2G R 4:00- 6:50P WGYOUNG 2336 18 0.0 | | | | | | | | | | | | | | | |
| Y 252-006-228 DIS 2H R 8:00-10:50A WGYOUNG 2370 18 0.0 | | | | | | | | | | | | | | | |
| Y 252-006-229 DIS 2I R 1:00- 3:50P WGYOUNG 2370 18 0.0 | | | | | | | | | | | | | | | |
| Y 252-006-230 DIS 2J R 4:00- 6:50P WGYOUNG 2370 18 0.0 | | | | | | | | | | | | | | | |
| Y 252-006-231 DIS 2K R 2:00- 4:50P WGYOUNG 2379 18 0.0 | | | | | | | | | | | | | | | |
| Y 252-006-232 DIS 2L F 12:00- 2:50P WGYOUNG 2336 18 0.0 | | | | | | | | | | | | | | | |

For Life Sciences 3, lecture 1, there will be two MANDATORY midterm examinations on the following Thursdays from 5 to 7 p.m.: April 25 and May 16, 2002.

| | | | | | | | | | | | | | | | |
|---|---------------------|---|---|-------|-----|---|-------|-----|--------------|---------|-----------|-----|----|---|-----|
| 3 | INTRO-MOLECULAR BIO | Y | Y | ----- | LEC | 1 | \$ 10 | MWF | 11:00-11:50A | LS 2147 | RAY, D.S. | 240 | 23 | G | 5.0 |
| Y 252-009-201 DIS 1A T 11:00- 1:50P MS 3915G 15 0.0 | | | | | | | | | | | | | | | |
| Y 252-009-202 DIS 1B T 2:00- 4:50P MS 5225 15 0.0 | | | | | | | | | | | | | | | |
| Y 252-009-203 DIS 1C T 5:00- 7:50P MS 5225 15 0.0 | | | | | | | | | | | | | | | |
| Y 252-009-204 DIS 1D T 11:00- 1:50P MS 3915H 15 0.0 | | | | | | | | | | | | | | | |
| Y 252-009-205 DIS 1E T 2:00- 4:50P LS 4127 15 0.0 | | | | | | | | | | | | | | | |
| Y 252-009-206 DIS 1F T 5:00- 7:50P LS 4127 15 0.0 | | | | | | | | | | | | | | | |
| Y 252-009-207 DIS 1G T 12:00- 2:50P SLICHTR 2834 15 0.0 | | | | | | | | | | | | | | | |
| Y 252-009-208 DIS 1H T 3:00- 5:50P SLICHTR 2834 15 0.0 | | | | | | | | | | | | | | | |
| Y 252-009-209 DIS 1I W 8:00-10:50A MS 3915G 15 0.0 | | | | | | | | | | | | | | | |
| Y 252-009-210 DIS 1J W 12:00- 2:50P MS 3915G 15 0.0 | | | | | | | | | | | | | | | |
| Y 252-009-211 DIS 1K W 3:00- 5:50P MS 3915G 15 0.0 | | | | | | | | | | | | | | | |
| Y 252-009-212 DIS 1L W 12:00- 2:50P MS 3915H 15 0.0 | | | | | | | | | | | | | | | |
| Y 252-009-213 DIS 1M R 11:00- 1:50P SLICHTR 2834 15 0.0 | | | | | | | | | | | | | | | |
| Y 252-009-214 DIS 1N F 12:00- 2:50P MS 3915H 15 0.0 | | | | | | | | | | | | | | | |

| CATALOG NUMBER | COURSE TITLE | ENF REQ | IM ID NUMBER | CLS TYP | SEC | FEE | DAYS | TIME | BUILDING/ ROOM | INSTRUCTOR | ENRL CAP | XC | CR TP | UNITS |
|----------------|----------------------|---------|--------------|---------|-----|-----|--------|--------------|----------------|---------------|----------|----|-------|----------|
| | | | 653-391-220 | SEM 2 | | | M | 9:00-10:50A | CAMPBEL | THE STAFF | 15 | 30 | SU | 2.0 |
| 254A | TPCS IN LINGUISTICS | Y | 653-406-201 | SEM 2 | | | MW | 9:00-10:50A | CAMPBEL 2122A | MUNRO, P.L. | 10 | 02 | G | 4.0 |
| 260C | SEM-PHONETICS | N | 653-435-200 | SEM 1 | | | M | 4:00- 5:50P | CAMPBEL 2101K | | 15 | 30 | SU | 2.0/ 4.0 |
| 261C | SEM IN PHONOLOGY | N | 653-440-200 | SEM 1 | | | T | 4:00- 5:50P | PUB POL 2292 | STERIADE, D. | 15 | 30 | SU | 2.0/ 4.0 |
| 262C | SEM-SYNTAX&SEMANTCS | N | 653-459-200 | SEM 1 | | | F | 2:00- 3:50P | HAINES A78 | STOWELL, T.A. | 15 | 30 | SU | 2.0/ 4.0 |
| 264C | SPCL TPCS-LING THRY | N | 653-475-200 | SEM 1 | | | M | 12:00- 1:50P | CAMPBEL 2210F | SCHUTZE, C.T. | 15 | 05 | SU | 2.0/ 4.0 |
| 275 | LINGUISTIC COLLOQUUM | N | 653-512-200 | DIS 1 | | | F | 11:00- 1:50P | DODD 167 | MAHAJAN, A.K. | 10 | 30 | SU | 4.0 |
| 276 | LING COLLOQUIUM | N | 653-518-200 | DIS 1 | | | F | 11:00- 1:50P | DODD 167 | MAHAJAN, A.K. | 50 | 30 | SU | 0.0 |
| 375 | TCHNG APRNTC PRCTCM | N | 653-620-200 | SEM 1 | | | UNSCHE | | | MAHAJAN, A.K. | 30 | 30 | SU | 1.0- 4.0 |
| 422 | PHONETIC DATA ANLY | N | 653-725-200 | LAB 1 | | | M | 1:00- 1:50P | HAINES A28 | KEATING, P. | 20 | 30 | SU | 2.0 |
| 495 | COLLEGE TEACHG-LING | N | 653-795-201 | SEM 1 | | | UNSCHE | | | MAHAJAN, A.K. | 30 | 30 | SU | 2.0 |
| | | | 653-795-202 | SEM 2 | | | UNSCHE | | | MAHAJAN, A.K. | 0 | 30 | SU | 2.0 |

MANAGEMENT

Management 200-299 and 402-420 may be available to UCLA GRADUATE STUDENTS who meet the requisites for the class, provided that space is available. Interested students should go to the FIRST CLASS MEETING for instructions and PTE numbers.

| | | | | | | | | | | | | | | |
|-----|---------------------|-----|-------------|--------|--|--|-----|--------------|---------------|---------------|-----|----|--|-----|
| 1A | ELEMENTARY ACCOUNTN | N Y | ----- | LEC 1 | | | TR | 3:00- 4:50P | KORN C314 | RAVETCH, D.S. | 360 | 16 | | 4.0 |
| | | | | DIS 1A | | | M | 10:00-10:50A | PUB POL 1329 | | 30 | | | 0.0 |
| | | | | DIS 1B | | | T | 9:00- 9:50A | ROYCE 164 | | 30 | | | 0.0 |
| | | | | DIS 1C | | | M | 11:00-11:50A | ROYCE 154 | | 30 | | | 0.0 |
| | | | | DIS 1D | | | TBA | | | | 30 | | | 0.0 |
| | | | | DIS 1E | | | M | 12:00-12:50P | KINSEY 230 | | 30 | | | 0.0 |
| | | | | DIS 1F | | | R | 12:00-12:50P | BOELTER 5252 | | 30 | | | 0.0 |
| | | | | DIS 1G | | | TBA | | | | 30 | | | 0.0 |
| | | | | DIS 1H | | | TBA | | | | 30 | | | 0.0 |
| | | | | DIS 1I | | | TBA | | | | 30 | | | 0.0 |
| | | | | DIS 1J | | | TBA | | | | 30 | | | 0.0 |
| | | | | DIS 1K | | | R | 1:00- 1:50P | WG YOUNG 4216 | | 30 | | | 0.0 |
| | | | | DIS 1L | | | TBA | | | | 30 | | | 0.0 |
| | | | | LEC 2 | | | TR | 10:00-11:50A | KORN C314 | LITT, D.S. | 360 | 13 | | 4.0 |
| | | | | DIS 2A | | | TBA | | | | 30 | | | 0.0 |
| | | | | DIS 2B | | | M | 11:00-11:50A | BOELTER 9436 | | 30 | | | 0.0 |
| | | | | DIS 2C | | | M | 9:00- 9:50A | ROYCE 156 | | 30 | | | 0.0 |
| | | | | DIS 2D | | | M | 3:00- 3:50P | PUB POL 2319 | | 30 | | | 0.0 |
| | | | | DIS 2E | | | T | 1:00- 1:50P | ROYCE 156 | | 30 | | | 0.0 |
| | | | | DIS 2F | | | R | 12:00-12:50P | ROYCE 154 | | 30 | | | 0.0 |
| | | | | DIS 2G | | | TBA | | | | 30 | | | 0.0 |
| | | | | DIS 2H | | | TBA | | | | 30 | | | 0.0 |
| | | | | DIS 2I | | | TBA | | | | 30 | | | 0.0 |
| | | | | DIS 2J | | | TBA | | | | 30 | | | 0.0 |
| | | | | DIS 2K | | | TBA | | | | 30 | | | 0.0 |
| | | | | DIS 2L | | | W | 12:00-12:50P | BOELTER 5272 | | 30 | | | 0.0 |
| 1B | ELEMENTARY ACCOUNTN | Y Y | ----- | LEC 1 | | | TR | 1:00- 2:50P | KORN C314 | RAVETCH, D.S. | 360 | 15 | | 4.0 |
| | | | | DIS 1A | | | TBA | | | | 30 | | | 0.0 |
| | | | | DIS 1B | | | TBA | | | | 30 | | | 0.0 |
| | | | | DIS 1C | | | M | 2:00- 2:50P | PUB POL 2319 | | 30 | | | 0.0 |
| | | | | DIS 1D | | | M | 12:00-12:50P | PUB POL 1270 | | 30 | | | 0.0 |
| | | | | DIS 1E | | | M | 2:00- 2:50P | BUNCHE 3150 | | 30 | | | 0.0 |
| | | | | DIS 1F | | | T | 8:00- 8:50A | ROLFE 2135 | | 30 | | | 0.0 |
| | | | | DIS 1G | | | R | 8:00- 8:50A | ROLFE 2135 | | 30 | | | 0.0 |
| | | | | DIS 1H | | | M | 1:00- 1:50P | ROYCE 160 | PARAN, D. | 30 | | | 0.0 |
| | | | | DIS 1I | | | R | 4:00- 4:50P | ROYCE 156 | | 30 | | | 0.0 |
| | | | | DIS 1J | | | TBA | | | | 30 | | | 0.0 |
| | | | | DIS 1K | | | TBA | | | | 30 | | | 0.0 |
| | | | | DIS 1L | | | TBA | | | | 30 | | | 0.0 |
| 108 | BUSINESS LAW | N Y | 260-320-200 | LEC 1 | | | TR | 12:30- 1:50P | KINSEY 141 | FREIXES, G. | 95 | 14 | | 4.0 |
| | | | | LEC 2 | | | TR | 11:00-12:20P | KINSEY 141 | FREIXES, G. | 95 | 14 | | 4.0 |
| | | | | LEC 3 | | | MW | 9:30-10:50A | ROYCE 190 | GUERIN, J. | 95 | 02 | | 4.0 |

For Management 120A, lectures 4, 5, and 6 are wait lists for lectures 1, 2, and 3 respectively, for non-Mathematics/Applied Science and non-Business Economics majors.

Students who have not been officially admitted to the Mathematics/Applied Science or Business Economics major may be considered for enrollment by enrolling in the wait-list-only section corresponding to the restricted section.

During the first week of classes the wait-list-only sections will be cancelled, and the instructor will issue PTE numbers for the corresponding restricted section. Priority is given to students in the Accounting minor.

| | | | | | | | | | | | | | | |
|------|-------------------|-----|-------------|-------|--|--|----|-------------|--------------|---------|----|----|--|-----|
| 120A | INTRMED ACCNTNG I | Y Y | 260-491-200 | LEC 1 | | | TR | 8:00- 9:50A | KINSEY 247 | LIU, J. | 65 | 11 | | 4.0 |
| | | | | LEC 2 | | | TR | 1:00- 2:50P | DICKSON 3273 | LIU, J. | 65 | 11 | | 4.0 |
| | | | | LEC 3 | | | TR | 3:00- 4:50P | DICKSON 3273 | LIU, J. | 65 | 11 | | 4.0 |
| | | | | LEC 4 | | | TR | 8:00- 9:50A | KINSEY 247 | LIU, J. | 0 | 11 | | 4.0 |
| | | | | LEC 5 | | | TR | 1:00- 2:50P | DICKSON 3273 | LIU, J. | 0 | 11 | | 4.0 |
| | | | | LEC 6 | | | TR | 3:00- 4:50P | DICKSON 3273 | LIU, J. | 0 | 11 | | 4.0 |

| CATALOG NUMBER | COURSE TITLE | ENF REQ | IM ID NUMBER | CLS TYP | SEC | FEE | DAYS | TIME | BUILDING/ ROOM | INSTRUCTOR | ENRL CAP | XC | CR TP | UNITS |
|--|---------------------|---------|---------------|---|-----|-----|------|--------------|----------------|--------------------|----------|----|-------|-------|
| For Management 120B, lectures 3 and 4 are wait lists for lectures 1 and 2 respectively, for non-Mathematics/Applied Science and non-Business Economics majors. | | | | | | | | | | | | | | |
| Students who have not been officially admitted to the Mathematics/Applied Science or Business Economics major may be considered for enrollment by enrolling in the wait-list-only section corresponding to the restricted section. | | | | | | | | | | | | | | |
| During the first week of classes the wait-list-only sections will be cancelled, and the instructor will issue PTE numbers for the corresponding restricted section. Priority is given to students in the Accounting minor. | | | | | | | | | | | | | | |
| 120B | INTRMED ACCNTNG II | Y | Y 260-492-200 | LEC | 1 | | MW | 3:00- 4:50P | DODD 167 | LIU, J. | 65 | 08 | | 4.0 |
| | | | | RESTRICT: MATH/APP, BUS-ECON | | | | | | | | | | |
| | | | Y 260-492-201 | LEC | 2 | | MW | 8:00- 9:50A | PUB POL 1222 | LITT, D.S. | 95 | 01 | | 4.0 |
| | | | | RESTRICT: MATH/APP, BUS-ECON | | | | | | | | | | |
| | | | Y 260-492-202 | LEC | 3 | | MW | 3:00- 4:50P | DODD 167 | LIU, J. | 0 | 08 | | 4.0 |
| | | | Y 260-492-203 | LEC | 4 | | MW | 8:00- 9:50A | PUB POL 1222 | LITT, D.S. | 0 | 01 | | 4.0 |
| For Management 122, lectures 3 and 4 are wait lists for lectures 1 and 2 respectively, for non-Mathematics/Applied Science and non-Business Economics majors. | | | | | | | | | | | | | | |
| Students who have not been officially admitted to the Mathematics/Applied Science or Business Economics major may be considered for enrollment by enrolling in the wait-list-only section corresponding to the restricted section. | | | | | | | | | | | | | | |
| During the first week of classes the wait-list-only sections will be cancelled, and the instructor will issue PTE numbers for the corresponding restricted section. Priority is given to students in the Accounting minor. | | | | | | | | | | | | | | |
| 122 | MANAGEMNT ACCOUNTNG | Y | Y 260-510-200 | LEC | 1 | | MW | 12:00- 1:20P | HAINES A2 | KLEIN, G.L. | 95 | 05 | | 4.0 |
| | | | | RESTRICT: MATH/APP, BUS-ECON | | | | | | | | | | |
| | | | Y 260-510-201 | LEC | 2 | | MW | 2:00- 3:20P | HAINES A18 | KLEIN, G.L. | 95 | 05 | | 4.0 |
| | | | | RESTRICT: MATH/APP, BUS-ECON | | | | | | | | | | |
| | | | Y 260-510-202 | LEC | 3 | | MW | 12:00- 1:20P | HAINES A2 | KLEIN, G.L. | 0 | 05 | | 4.0 |
| | | | Y 260-510-203 | LEC | 4 | | MW | 2:00- 3:20P | HAINES A18 | KLEIN, G.L. | 0 | 05 | | 4.0 |
| For Management 123, lecture 2 is a wait list for lecture 1 for non-Mathematics/Applied Science and non-Business Economics majors. | | | | | | | | | | | | | | |
| Students who have not been officially admitted to the Mathematics/Applied Science or Business Economics major may be considered for enrollment by enrolling in the wait-list-only section corresponding to the restricted section. | | | | | | | | | | | | | | |
| During the first week of classes the wait-list-only sections will be cancelled, and the instructor will issue PTE numbers for the corresponding restricted section. Priority is given to students in the Accounting minor. | | | | | | | | | | | | | | |
| 123 | AUDITING | Y | Y 260-518-200 | LEC | 1 | | TR | 11:00-12:20P | PUB POL 1234 | GARDNER TRELOAR, J | 95 | 13 | | 4.0 |
| | | | | RESTRICT: MATH/APP, BUS-ECON | | | | | | | | | | |
| | | | Y 260-518-201 | LEC | 2 | | TR | 11:00-12:20P | PUB POL 1234 | GARDNER TRELOAR, J | 0 | 13 | | 4.0 |
| For Management 124, lectures 3 and 4 are wait lists for lectures 1 and 2 for non-Mathematics/Applied Science and non-Business Economics majors. | | | | | | | | | | | | | | |
| Students who have not been officially admitted to the Mathematics/Applied Science or Business Economics major may be considered for enrollment by enrolling in the wait-list-only section corresponding to the restricted section. | | | | | | | | | | | | | | |
| During the first week of classes the wait-list-only sections will be cancelled, and the instructor will issue PTE numbers for the corresponding restricted section. Priority is given to students in the Accounting minor. | | | | | | | | | | | | | | |
| 124 | ADVANCED ACCOUNTING | Y | Y 260-528-200 | LEC | 1 | | TR | 8:00- 9:50A | PUB POL 1246 | HOLL, E.F. | 95 | 11 | | 4.0 |
| | | | | RESTRICT: MATH/APP, BUS-ECON | | | | | | | | | | |
| | | | Y 260-528-201 | LEC | 2 | | TR | 10:00-11:50A | PUB POL 1246 | HOLL, E.F. | 95 | 11 | | 4.0 |
| | | | | RESTRICT: MATH/APP, BUS-ECON | | | | | | | | | | |
| | | | Y 260-528-230 | LEC | 3 | | TR | 8:00- 9:50A | PUB POL 1246 | HOLL, E.F. | 0 | 11 | | 4.0 |
| | | | Y 260-528-240 | LEC | 4 | | TR | 10:00-11:50A | PUB POL 1246 | HOLL, E.F. | 0 | 11 | | 4.0 |
| For Management 127A, lecture 2 is a wait list for lecture 1 for non-Mathematics/Applied Science and non-Business Economics majors. | | | | | | | | | | | | | | |
| Students who have not been officially admitted to the Mathematics/Applied Science or Business Economics major may be considered for enrollment by enrolling in the wait-list-only section corresponding to the restricted section. | | | | | | | | | | | | | | |
| During the first week of classes the wait-list-only sections will be cancelled, and the instructor will issue PTE numbers for the corresponding restricted section. Priority is given to students in the Accounting minor. | | | | | | | | | | | | | | |
| 127A | TAX PRINCIPLES&PLCY | Y | Y 260-539-200 | LEC | 1 | | TR | 12:30- 1:50P | PUB POL 1234 | GARDNER TRELOAR, J | 95 | 14 | | 4.0 |
| | | | | RESTRICT: MATH/APP, BUS-ECON | | | | | | | | | | |
| | | | Y 260-539-201 | LEC | 2 | | MW | 3:30- 4:50P | ROYCE 362 | KLEIN, G.L. | 95 | 08 | | 4.0 |
| | | | | RESTRICT: MATH/APP, BUS-ECON | | | | | | | | | | |
| | | | Y 260-539-202 | LEC | 3 | | TR | 12:30- 1:50P | PUB POL 1234 | GARDNER TRELOAR, J | 0 | 14 | | 4.0 |
| | | | Y 260-539-203 | LEC | 4 | | MW | 3:30- 4:50P | ROYCE 362 | KLEIN, G.L. | 0 | 08 | | 4.0 |
| For Management 127B, lecture 2 is a wait list for lecture 1 for non-Mathematics/Applied Science and non-Business Economics majors. | | | | | | | | | | | | | | |
| Students who have not been officially admitted to the Mathematics/Applied Science or Business Economics major may be considered for enrollment by enrolling in the wait-list-only section corresponding to the restricted section. | | | | | | | | | | | | | | |
| During the first week of classes the wait-list-only sections will be cancelled, and the instructor will issue PTE numbers for the corresponding restricted section. Priority is given to students in the Accounting minor. | | | | | | | | | | | | | | |
| 127B | CORP&PARTNERSHP TAX | Y | Y 260-540-200 | LEC | 1 | | TR | 3:30- 4:50P | HAINES A18 | FREIXES, G. | 95 | 16 | | 4.0 |
| | | | | RESTRICT: MATH/APP, BUS-ECON | | | | | | | | | | |
| | | | Y 260-540-201 | LEC | 2 | | TR | 3:30- 4:50P | HAINES A18 | FREIXES, G. | 0 | 16 | | 4.0 |
| 130A | BASIC MANAGR FINANC | Y | 260-548-200 | LEC | 1 | | MW | 8:30- 9:50A | PUB POL 2270 | ANDERSEN, T.A. | 60 | 01 | | 4.0 |
| | | | | RESTRICT: JUNIORS AND ABOVE | | | | | | | | | | |
| For Management 130B, lecture 2 is a wait list for lecture 1 for non-Mathematics/Applied Science and non-Business Economics majors. | | | | | | | | | | | | | | |
| Students who have not been officially admitted to the Mathematics/Applied Science or Business Economics major may be considered for enrollment by enrolling in the wait-list-only section corresponding to the restricted section. | | | | | | | | | | | | | | |
| During the first week of classes the wait-list-only sections will be cancelled, and the instructor will issue PTE numbers for the corresponding restricted section. Priority is given to students in the Accounting minor. | | | | | | | | | | | | | | |
| 130B | ADV MANAGER FINANCE | Y | 260-549-200 | LEC | 1 | | TR | 8:30- 9:50A | PUB POL 2270 | ANDERSEN, T.A. | 60 | 11 | | 4.0 |
| | | | | RESTRICT: JUNIORS AND ABOVE | | | | | | | | | | |
| 140 | ELEM PROD&OPER RSCH | Y | 260-572-200 | LEC | 1 | | MW | 9:00-10:20A | ROYCE 154 | PIERSKALLA, W.P. | 40 | 02 | | 4.0 |
| | | | | RESTRICT: JUNIORS AND ABOVE | | | | | | | | | | |
| 150 | ELEMNTS INDST RELAT | N | 260-585-200 | LEC | 1 | | TR | 9:30-10:50A | ROYCE 156 | WONG, K. | 40 | 12 | | 4.0 |
| 212B | DECISION SCI MDLS 2 | Y | 660-059-200 | LEC | 1 | | W | 9:00-11:50A | CORNELL D313 | HERMAN, A.D. | 50 | 02 | | 4.0 |
| | | | | RESTRICT: JUNIORS AND ABOVE | | | | | | | | | | |
| 215 | NEGOTIATIONS ONLY | N | 660-078-200 | DIS | 1 | | W | 1:00- 3:50P | GOLD B313 | LIPPMAN, S.A. | 50 | 06 | | 4.0 |
| | | | | RESTRICT: FULL-TIME MBA, MGMT MS/PHD STUDENTS | | | | | | | | | | |
| 217B | GAME THEORY | N | 660-087-200 | DIS | 1 | | T | 6:00- 8:50P | GOLD B313 | CAULEY, S.D. | 50 | 22 | | 4.0 |
| | | | | RESTRICT: FULL-TIME MBA, MGMT MS/PHD STUDENTS | | | | | | | | | | |
| 220 | CORP FINANCL REPTNG | Y | 660-098-201 | LEC | 1 | | R | 6:00- 8:50P | CORNELL D313 | TSUI, R.N. | 50 | 30 | | 4.0 |
| | | | | RESTRICT: FULL-TIME MBA, MGMT MS/PHD STUDENTS | | | | | | | | | | |
| | | | 660-098-202 | LEC | 2 | | S | 1:30- 4:20P | GOLD B301 | LITT, D.S. | 50 | 30 | | 4.0 |
| | | | | RESTRICT: FEMBA | | | | | | | | | | |
| 222 | MANAGEMNT ACCOUNTNG | Y | 660-110-200 | LEC | 1 | | MW | 10:30-11:50A | ENTRPNR C315 | HANSEN, S.C. | 50 | 03 | | 4.0 |
| | | | | RESTRICT: FULL-TIME MBA, MGMT MS/PHD STUDENTS | | | | | | | | | | |
| 224 | TOPICS-BUSINESS LAW | Y | 660-114-200 | LEC | 1 | | M | 1:00- 3:50P | COLLINS A301 | GUERIN, J. | 50 | 30 | | 4.0 |
| | | | | RESTRICT: FULL-TIME MBA, MGMT MS/PHD STUDENTS | | | | | | | | | | |
| | | | 660-114-201 | LEC | 2 | | W | 2:00- 4:50P | ENTRPNR C301 | GUERIN, J. | 50 | 30 | | 4.0 |
| | | | | RESTRICT: FEMBA | | | | | | | | | | |
| 226 | ADV TPCS-ACCOUNTING | Y | 660-151-200 | LEC | 1 | | TR | 9:00-10:20A | ENTRPNR C301 | SUSSMAN, E.H. | 50 | 30 | | 4.0 |
| | | | | RESTRICT: FULL-TIME MBA, MGMT MS/PHD STUDENTS | | | | | | | | | | |
| 228 | FINANCL STTMNT ANLY | Y | 660-159-200 | LEC | 1 | | MW | 9:00-10:20A | CORNELL D307 | HUGHES, J.S. | 46 | 02 | | 4.0 |
| | | | | RESTRICT: FULL-TIME MBA, MGMT MS/PHD STUDENTS | | | | | | | | | | |
| | | | 660-159-201 | LEC | 2 | | MW | 1:00- 2:20P | CORNELL D307 | HUGHES, J.S. | 46 | 06 | | 4.0 |
| | | | | RESTRICT: FULL-TIME MBA, MGMT MS/PHD STUDENTS | | | | | | | | | | |
| 229A | TOPICS-ACCOUNTING | N | 660-162-200 | LEC | 1 | | R | 2:00- 4:50P | GOLD B312 | HANSEN, S.C. | 20 | 16 | | 4.0 |
| | | | | RESTRICT: INSTRUCTOR CONSENT | | | | | | | | | | |
| 229Z | ACCOUNTING WORKSHOP | N | 660-168-200 | DIS | 1 | | F | 10:30-11:50A | ENTRPNR C303 | ZHANG, L. | 20 | 30 | SU | 2.0 |
| | | | | RESTRICT: INSTRUCTOR CONSENT | | | | | | | | | | |

| CATALOG NUMBER | COURSE TITLE | ENF REQ | IM ID NUMBER | CLS TYP | SEC | FEE | DAYS | TIME | BUILDING/ ROOM | INSTRUCTOR | ENRL CAP | XC | CR TP | UNITS |
|----------------|--|---------|--------------|---------|-----|-----|------|--------------|----------------|-------------------|----------|----|-------|----------|
| 230 | THEORY OF FINANCE | Y | 660-169-200 | LEC | 1 | | TR | 10:30-11:50A | ENTRPNR C315 | SANTA-CLARA, P. | 50 | 13 | | 4.0 |
| | | | 660-169-201 | LEC | 2 | | TR | 1:00- 2:20P | ENTRPNR C315 | SANTA-CLARA, P. | 50 | 15 | | 4.0 |
| | | | 660-169-202 | LEC | 3 | | TR | 2:30- 3:50P | ENTRPNR C315 | SANTA-CLARA, P. | 50 | 15 | | 4.0 |
| | | | 660-169-203 | LEC | 4 | | MW | 9:00-10:20A | ENTRPNR C301 | GRINBLATT, M.S. | 50 | 02 | | 4.0 |
| | | | 660-169-204 | LEC | 5 | | MW | 10:30-11:50A | ENTRPNR C301 | GRINBLATT, M.S. | 50 | 03 | | 4.0 |
| | | | 660-169-205 | LEC | 6 | | T | 6:00- 8:50P | GOLD B301 | GRINBLATT, M.S. | 50 | 30 | | 4.0 |
| 231D | TAKEOVERS&RESTRUCTR | Y | 660-189-200 | LEC | 1 | | T | 9:00-11:50A | GOLD B301 | KAHL, M. | 50 | 11 | | 4.0 |
| | | | 660-189-201 | LEC | 2 | | W | 1:00- 3:50P | GOLD B301 | KAHL, M. | 50 | 06 | | 4.0 |
| | | | 660-189-202 | LEC | 3 | | W | 6:00- 8:50P | GOLD B301 | KAHL, M. | 50 | 23 | | 4.0 |
| | | | | | | | | | | | | | | |
| 232B | FIXED-INCOME MARKTS | Y | 660-194-200 | LEC | 1 | | M | 1:00- 3:50P | CORNELL D301 | LONGSTAFF, F.A. | 50 | 05 | | 4.0 |
| | | | 660-194-201 | LEC | 2 | | M | 6:00- 8:50P | CORNELL D301 | LONGSTAFF, F.A. | 50 | 07 | | 4.0 |
| | | | | | | | | | | | | | | |
| 232D | OPTION MARKETS | Y | 660-198-200 | LEC | 1 | | T | 2:00- 4:50P | CORNELL D307 | GESKE, R.L. | 46 | 30 | | 4.0 |
| | | | 660-198-201 | LEC | 2 | | R | 6:00- 8:50P | CORNELL D301 | GESKE, R.L. | 50 | 24 | | 4.0 |
| | | | | | | | | | | | | | | |
| 234A | INTNTL FINNCL MRKTS | Y | 660-206-200 | LEC | 1 | | TR | 10:30-11:50A | CORNELL D307 | ROLL, R.W. | 46 | 13 | | 4.0 |
| | | | 660-206-201 | LEC | 2 | | R | 2:00- 4:50P | ENTRPNR C301 | ROLL, R.W. | 50 | 16 | | 4.0 |
| | | | | | | | | | | | | | | |
| 238 | SPEC TOPICS-FINANCE | Y | 660-221-200 | LEC | 1 | | W | 6:00- 8:50P | ENTRPNR C301 | CORNELL, B. | 50 | 23 | | 4.0 |
| | | | | | | | | | | | | | | |
| | Management 238, lecture 1: Corporate Valuation | | 660-221-201 | LEC | 2 | | T | 6:00- 8:50P | ENTRPNR C301 | CORNELL, B. | 50 | 22 | | 4.0 |
| 239A | EXCHGS UNDR UNCRNTY | Y | 660-223-200 | LEC | 1 | | M | 9:00-11:50A | ENTRPNR C303 | LIU, J. | 20 | 01 | | 4.0 |
| 239C | EMPRCL RSCH-FINANCE | Y | 660-225-200 | LEC | 1 | | W | 3:00- 5:50P | GOLD B312 | ROLL, R.W. | 20 | 09 | | 4.0 |
| 239Z | FINANCE WORKSHOP | N | 660-229-200 | DIS | 1 | | F | 3:30- 4:50P | GOLD B313 | PIAZZESI, M. | 35 | 30 | SU | 2.0 |
| 240D | OPERATNS STRAT&PLCY | N | 660-242-200 | LEC | 1 | | T | 2:00- 4:50P | CORNELL D310 | YOST, S.W. | 45 | 15 | | 4.0 |
| 240E | ENTREPRNRL OPERATNS | N | 660-234-200 | LEC | 1 | | TR | 10:30-11:50A | CORNELL D310 | YOST, S.W. | 46 | 13 | G | 4.0 |
| 240F | SUPPLY CHAIN MNGMNT | Y | 660-235-200 | LEC | 1 | | S | 9:00-11:50A | CORNELL D301 | GEOFFRION, A.M. | 50 | 30 | | 4.0 |
| 241A | TECH-COMPTTV ADVNTG | N | 660-244-200 | DIS | 1 | | T | 5:00- 7:50P | CORNELL D307 | FOSTER, R.F. | 46 | 20 | | 4.0 |
| 242A | OP PLAN&SCHD&CNTRL | N | 660-250-200 | DIS | 1 | | TBA | | | RAJARAM, K. | 20 | 20 | | 4.0 |
| 242B | MODLS-OPER SYS DSGN | N | 660-252-200 | DIS | 1 | | TR | 1:00- 2:20P | ENTRPNR C303 | ERLENKOTTER, D. | 20 | 15 | | 4.0 |
| 243C | SCH MDLS-INTRMT SYS | N | 660-260-200 | DIS | 1 | | TBA | | | AHMADI, R.H. | 20 | 20 | | 4.0 |
| 243Z | OPRTN&TECH MGMT SEM | N | 660-268-200 | SEM | 1 | | TBA | | | AHMADI, R.H. | 25 | 30 | | 2.0 |
| 244Z | RSCH-OPER&TECH MGMT | N | 660-274-200 | LEC | 1 | | TBA | | | PIERSKALLA, W.P. | 25 | 30 | | 2.0 |
| 245 | TPCS-OPER&TECH MGMT | N | 660-271-200 | LEC | 1 | | T | 9:00-11:50A | CORNELL D301 | KARMARKAR, U.S. | 65 | 11 | G | 4.0 |
| | | | | | | | | | | | | | | |
| | Management 245, lecture 1: Information Economy | | 660-271-201 | LEC | 2 | | W | 9:00-11:50A | GOLD B313 | KARMARKAR, U.S. | 65 | 02 | G | 4.0 |
| | Management 245, lecture 2: Information Economy | | | | | | | | | | | | | |
| 258 | INDUSTRIAL RELATION | N | 660-325-200 | DIS | 1 | | W | 2:00- 4:50P | CORNELL D310 | JACOBY, S.M. | 46 | 30 | | 1.0- 4.0 |
| | | | 660-325-201 | DIS | 2 | | TBA | | | PORTER, D.M. | 20 | 20 | | 1.0- 4.0 |
| 260A | ADV MARKETING MGMT | Y | 660-333-200 | DIS | 1 | | T | 9:00-11:50A | GOLD B313 | BRONNENBERG, B.J. | 50 | 11 | | 4.0 |
| | | | 660-333-201 | DIS | 2 | | T | 1:00- 3:50P | GOLD B313 | BRONNENBERG, B.J. | 50 | 15 | | 4.0 |
| 260B | MARKTNG STRTGY&PLAN | Y | 660-341-200 | LEC | 1 | | R | 2:00- 4:50P | COLLINS A301 | BHARDWAJ, P. | 50 | 16 | G | 4.0 |
| | | | 660-341-201 | LEC | 2 | | R | 6:00- 8:50P | COLLINS A301 | BHARDWAJ, P. | 50 | 24 | G | 4.0 |
| | | | | | | | | | | | | | | |
| 261A | MGMT-DSTRBTN CHANNL | Y | 660-345-200 | LEC | 1 | | T | 2:00- 4:50P | COLLINS A301 | BUCKLIN, R.E. | 50 | 15 | | 4.0 |
| 261B | GLOBAL MARKTNG MGMT | Y | 660-347-200 | LEC | 1 | | M | 1:00- 3:50P | GOLD B301 | ZHANG, S. | 50 | 05 | G | 4.0 |
| | | | 660-347-201 | LEC | 2 | | M | 6:00- 8:50P | GOLD B301 | ZHANG, S. | 50 | 07 | G | 4.0 |
| | | | | | | | | | | | | | | |
| 263A | CONSUMER BEHAVIOR | Y | 660-353-200 | DIS | 1 | | W | 9:00-11:50A | CORNELL D301 | DROLET, A.L. | 50 | 02 | | 4.0 |
| | | | 660-353-201 | DIS | 2 | | W | 2:00- 4:50P | CORNELL D301 | DROLET, A.L. | 50 | 09 | | 4.0 |
| 266A | PRODUCT MANAGEMENT | Y | 660-371-200 | LEC | 1 | | T | 3:00- 5:50P | CORNELL D313 | DREZE, X.E. | 50 | 15 | G | 4.0 |
| | | | 660-371-201 | LEC | 2 | | R | 3:00- 5:50P | CORNELL D313 | DREZE, X.E. | 50 | 30 | G | 4.0 |
| | | | | | | | | | | | | | | |

| CATALOG NUMBER | COURSE TITLE | ENF REQ | IM ID NUMBER | CLS TYP | SEC | FEE | DAYS | TIME | BUILDING/ ROOM | INSTRUCTOR | ENRL CAP | XC | CR TP | UNITS |
|----------------|--|---------|--------------|---------|-----|-----|------|--------------|----------------|------------------|----------|----|-------|---------|
| 268 | SEL TOPICS IN MKTNG | Y | 660-380-200 | LEC | 1 | | M | 1:00-3:50P | CORNELL D310 | BODAPATI, A.V. | 46 | 05 | | 4.0 |
| | Management 268, lecture 1: One-to-One Marketing | | 660-380-201 | LEC | 2 | | M | 6:00-8:50P | CORNELL D310 | BODAPATI, A.V. | 46 | 07 | | 4.0 |
| | Management 268, lecture 2: One-to-One Marketing | | | | | | | | | | | | | |
| 269C | QUANT RSRCH-MRKTNG | N | 660-384-200 | DIS | 1 | | R | 4:00-6:50P | ENTRPNR C303 | BUCKLIN, R.E. | 20 | 16 | | 4.0 |
| 269Z | WORKSHOP-MARKETING | N | 660-390-200 | DIS | 1 | | TBA | | | DROLET, A.L. | 20 | 30 | T3 | 2.0 |
| 271B | NETWORKS-INFO SSTMS | Y | 660-396-200 | LEC | 1 | | M | 6:00-8:50P | CORNELL D313 | LIENTZ, B.P. | 50 | 07 | | 4.0 |
| 274A | TOPICS-INFO SYSTEMS | N | 660-400-200 | DIS | 1 | | T | 6:00-8:50P | CORNELL D301 | GREENBERGER, M. | 50 | 22 | | 4.0 |
| | Management 274A, discussion 1: Frontiers in Biotechnology | | 660-400-201 | DIS | 2 | | T | 6:00-8:50P | CORNELL D313 | LIENTZ, B.P. | 50 | 22 | | 4.0 |
| 274B | INFO SYSTEMS RESRCH | N | 660-401-200 | DIS | 1 | | T | 2:00-4:50P | CORNELL D304C | SWANSON, E.B. | 15 | 30 | | 4.0 |
| 274Z | CRNT RSCH-INFO SYST | N | 660-407-200 | DIS | 1 | | R | 4:00-6:50P | CORNELL D307 | SWANSON, E.B. | 20 | 30 | SU | 2.0 |
| 279A | SPC STD-URB LAND EC | N | 660-426-200 | DIS | 1 | | TR | 10:30-11:50A | ENTRPNR C301 | SUSSMAN, E.H. | 50 | 13 | | 4.0 |
| 279B | SLC TPCS-URB LND EC | N | 660-428-200 | DIS | 1 | | R | 2:00-4:50P | GOLD B301 | DIETRICH, S.H. | 50 | 16 | | 4.0 |
| 281B | PEOPLE IN ORGANZTNS | N | 660-454-200 | DIS | 1 | | R | 3:00-5:50P | CORNELL D304C | CULBERT, S.A. | 15 | 16 | | 4.0 |
| 284A | ORGANIZATION DESIGN | Y | 660-472-200 | DIS | 1 | | W | 9:00-11:50A | CORNELL D310 | GOODMAN, R.A. | 46 | 02 | | 4.0 |
| 285A | LDRSHP MOTVATN&POWR | N | 660-478-200 | DIS | 1 | | W | 6:00-8:50P | CORNELL D310 | CULBERT, S.A. | 46 | 23 | | 4.0 |
| 286 | NEGOTIATIONS BEHAVR | N | 660-485-200 | DIS | 1 | | R | 1:00-3:50P | GOLD B313 | ERICKSON, C.L. | 50 | 16 | | 4.0 |
| | | | 660-485-201 | DIS | 2 | | S | 9:00-11:50A | ENTRPNR C301 | ERICKSON, C.L. | 50 | 30 | | 4.0 |
| | | | | | | | | | | | | | | |
| M292B | GROWTH&SCI&TECHNLGY | N | 660-521-200 | LEC | 1 | | M | 3:00-5:30P | CORNELL D313 | DARBY, M.R. | 50 | 08 | | 4.0 |
| 295A | ENTRPNR&VNTR INITIA | N | 660-530-200 | DIS | 1 | | R | 2:00-4:50P | CORNELL D301 | THE STAFF | 50 | 16 | | 4.0 |
| 295C | CORPORT ENTRPRNRSH | N | 660-533-200 | DIS | 1 | | R | 6:00-8:50P | CORNELL D310 | SCHOLLHAMMER, H. | 45 | 24 | | 4.0 |
| 297B | INTNATL BSNS STRTGY | N | 660-540-200 | DIS | 1 | | T | 6:00-8:50P | CORNELL D310 | SAKAKIBARA, M. | 46 | 22 | G | 4.0 |
| 297D | INT BUSN NEGOTIATNS | Y | 660-543-200 | DIS | 1 | | T | 2:00-5:30P | CORNELL D301 | SPICH, R.S. | 50 | 15 | | 4.0 |
| 298A | TOPICS IN MGMT THRY | N | 660-544-200 | DIS | 1 | | TBA | | | RUMELT, R.P. | 20 | 20 | | 4.0 |
| 298D | SPEC TOPICS MANGMNT | N | 660-547-201 | DIS | 1 | | M | 3:00-5:50P | ENTRPNR C315 | COLE, J.I. | 50 | 08 | | 1.0-4.0 |
| | Management 298D, discussion 1: Institutional Issues and Change in Entertainment/Communication Industries | | 660-547-202 | DIS | 2 | | W | 6:00-8:50P | CORNELL D307 | PORTER, D.M. | 46 | 23 | | 1.0-4.0 |
| | Management 298D, discussion 2: Managing Teams in Organizations | | 660-547-203 | DIS | 3 | | M | 2:00-4:50P | GOLD B313 | FLAMHOLTZ, E.G. | 50 | 08 | | 1.0-4.0 |
| | Management 298D, discussion 3: Managing Entrepreneurial Organizations | | 660-547-204 | DIS | 4 | | T | 2:00-4:50P | GOLD B301 | FLAMHOLTZ, E.G. | 50 | 15 | | 1.0-4.0 |
| | Management 298D, discussion 4: Managing Entrepreneurial Organizations | | 660-547-205 | DIS | 5 | | W | 5:00-7:50P | ENTRPNR C303 | MCKELVEY, W.W. | 20 | 20 | | 1.0-4.0 |
| | Management 298D, discussion 5: New Economics | | 660-547-206 | DIS | 6 | | R | 3:00-5:50P | CORNELL D310 | GOODMAN, R.A. | 46 | 16 | | 1.0-4.0 |
| | Management 298D, discussion 6: Competitive Intelligence | | 660-547-207 | DIS | 7 | | M | 6:00-8:50P | ENTRPNR C303 | MCKELVEY, W.W. | 25 | 07 | | 1.0-4.0 |
| | Management 298D, discussion 7: Strategic Management for Consultants | | 660-547-209 | DIS | 9 | | M | 6:00-8:50P | ENTRPNR C301 | CARSRUD, A.L. | 50 | 07 | | 1.0-4.0 |
| | Management 298D, discussion 9: Business Plan Development | | 660-547-210 | DIS | 10 | | M | 3:00-5:50P | CORNELL D307 | SIGOLOFF, S.C. | 45 | 08 | | 1.0-4.0 |
| | Management 298D, discussion 10: Crisis Management | | 660-547-211 | DIS | 11 | | M | 9:00-11:50A | GOLD B313 | GARMAISE, M.J. | 50 | 01 | | 1.0-4.0 |
| | Management 298D, discussion 11: Venture Capital | | 660-547-212 | DIS | 12 | | M | 6:00-8:50P | ENTRPNR C315 | GARMAISE, M.J. | 50 | 07 | | 1.0-4.0 |
| | Management 298D, discussion 12: Venture Capital | | 660-547-213 | DIS | 13 | | W | 3:00-5:50P | ENTRPNR C315 | THE STAFF | 50 | 09 | | 1.0-4.0 |
| | Management 298D, discussion 13: Quantitative Investment Management | | 660-547-214 | DIS | 14 | | TBA | | | KOURILSKY, M. | 20 | 20 | | 1.0-4.0 |
| | Management 298D, discussion 14: Entrepreneurial Leadership and Education | | 660-547-215 | DIS | 15 | | TR | 10:00-11:50A | ENTRPNR C303 | MCKELVEY, W.W. | 20 | 13 | | 1.0-4.0 |
| | Management 298D, discussion 15: Strategic Organizing for Consultants | | 660-547-216 | DIS | 16 | | M | 6:00-8:50P | CORNELL D307 | CORBETT, C.J. | 45 | 07 | | 1.0-4.0 |

| CATALOG NUMBER | COURSE TITLE | ENF REQ | IM ID NUMBER | CLS TYP | SEC | FEE | DAYS | TIME | BUILDING/ ROOM | INSTRUCTOR | ENRL CAP | XC | CR TP | UNITS |
|--|--------------------------------|---------|--------------|---------|-----|-------|-------|--------------|----------------|-----------------|----------|----|-------|----------|
| For Microbiology and Molecular Genetics 12, students who have taken Life Sciences 3 will NOT receive GE credit. | | | | | | | | | | | | | | |
| For Microbiology and Molecular Genetics 12, there will be one midterm examination from 5 to 6 p.m. Thursday, May 2, 2002. | | | | | | | | | | | | | | |
| 12 | BIOTERRORISM | N | 270-036-200 | LEC | 1 | | TR | 12:30- 1:45P | WGYOUNG CS50 | ROBINSON, R.W. | 350 | 14 | | 4.0 |
| For Microbiology and Molecular Genetics 101, there will be two midterm examinations on the following Wednesdays from 5:30 to 7 p.m.: April 24 and May 15, 2002. | | | | | | | | | | | | | | |
| 101 | FUNDAMENTALS BACTER | Y | ----- | LEC | 1 | | MWF | 9:00- 9:50A | MOORE 100 | SCHROEDER, I. | 250 | 02 | G | 5.0 |
| | | | 270-310-201 | DIS | 1A | | M | 1:00- 1:50P | LS 4127 | | 30 | | | 0.0 |
| | | | 270-310-202 | DIS | 1B | | M | 3:00- 3:50P | LS 4127 | | 30 | | | 0.0 |
| | | | 270-310-203 | DIS | 1C | | T | 10:00-10:50A | MS 3915H | | 24 | | | 0.0 |
| | | | 270-310-204 | DIS | 1D | | T | 2:00- 2:50P | MS 3915H | | 24 | | | 0.0 |
| | | | 270-310-205 | DIS | 1E | | W | 4:00- 4:50P | GEOLOGY 6704 | | 30 | | | 0.0 |
| | | | 270-310-206 | DIS | 1F | | W | 3:00- 3:50P | GEOLOGY 6704 | | 30 | | | 0.0 |
| | | | 270-310-207 | DIS | 1G | | W | 2:00- 2:50P | GEOLOGY 4645 | | 30 | | | 0.0 |
| | | | 270-310-208 | DIS | 1H | | M | 4:00- 4:50P | LS 4127 | | 30 | | | 0.0 |
| | | | 270-310-209 | DIS | 1I | | T | 3:00- 3:50P | MS 3915H | | 24 | | | 0.0 |
| For Microbiology and Molecular Genetics 101L, attendance at the first laboratory meeting is mandatory. If you do not attend, your space will be reassigned and you will have to drop the class through URSA. | | | | | | | | | | | | | | |
| For Microbiology and Molecular Genetics 101L, there will be one midterm examination from 5:30 to 7 p.m. Wednesday, May 8, 2002, and a final examination from 5 to 7 p.m. Friday, June 7, 2002. | | | | | | | | | | | | | | |
| 101L | BACTERIOLOGY LAB | Y | ----- | DIS | 1 | \$ 45 | M | 12:00-12:50P | KINSEY 169 | SIMONS, R.W. | 110 | 30 | G | 3.0 |
| | | | 270-311-201 | LAB | 1A | | WF | 10:00-12:20P | WGYOUNG 3370 | | 22 | | | 0.0 |
| | | | 270-311-202 | LAB | 1B | | WF | 10:00-12:20P | WGYOUNG 3340 | | 22 | | | 0.0 |
| | | | 270-311-203 | LAB | 1C | | WF | 12:30- 2:50P | WGYOUNG 3370 | | 22 | | | 0.0 |
| | | | 270-311-204 | LAB | 1D | | WF | 12:30- 2:50P | WGYOUNG 3340 | | 22 | | | 0.0 |
| | | | 270-311-205 | LAB | 1E | | WF | 3:00- 5:20P | WGYOUNG 3370 | | 0 | | | 0.0 |
| | | | ----- | DIS | 2 | \$ 45 | M | 1:00- 1:50P | KINSEY 169 | SIMONS, R.W. | 110 | 30 | G | 3.0 |
| | | | 270-311-211 | LAB | 2A | | TR | 9:30-11:50A | WGYOUNG 3370 | | 22 | | | 0.0 |
| | | | 270-311-212 | LAB | 2B | | TR | 9:30-11:50A | WGYOUNG 3340 | | 22 | | | 0.0 |
| | | | 270-311-213 | LAB | 2C | | TR | 12:00- 2:20P | WGYOUNG 3370 | | 22 | | | 0.0 |
| | | | 270-311-214 | LAB | 2D | | TR | 12:00- 2:20P | WGYOUNG 3340 | | 22 | | | 0.0 |
| | | | 270-311-215 | LAB | 2E | | TR | 2:30- 4:50P | WGYOUNG 3370 | | 22 | | | 0.0 |
| 120 | ADV TCHNQS-MICROBIO | Y | ----- | LEC | 1 | \$ 45 | MW | 11:00-11:50A | BOTANY 325 | ROBINSON, R.W. | 48 | 04 | G | 4.0 |
| | | | 270-442-201 | LAB | 1A | | TR | 11:00- 1:50P | WGYOUNG 3336 | | 16 | | | 0.0 |
| | | | 270-442-202 | LAB | 1B | | MW | 2:00- 4:50P | WGYOUNG 3336 | | 16 | | | 0.0 |
| | | | 270-442-203 | LAB | 1C | | TR | 3:00- 5:50P | WGYOUNG 3336 | | 0 | | | 0.0 |
| CM134 | ETHICS-BIOMED RSRCH | N | 270-508-200 | SEM | 1 | | T | 4:00- 5:50P | BOTANY 325 | FOX, C.F. | 10 | 30 | PN | 2.0 |
| RESTRICT: INSTRUCTOR CONSENT | | | | | | | | | | | | | | |
| | | | 270-508-201 | SEM | 2 | | W | 4:00- 5:50P | BOTANY 325 | FOX, C.F. | 10 | 30 | PN | 2.0 |
| Microbiology and Molecular Genetics C174 only meets during the first five weeks of Spring Quarter. | | | | | | | | | | | | | | |
| C174 | MOLECLAR PARASITLGY | N | 270-708-200 | LEC | 1 | | TBA | | | SIMPSON, L. | 25 | 20 | G | 2.0 |
| Microbiology and Molecular Genetics C222 only meets during the first five weeks of Spring Quarter. | | | | | | | | | | | | | | |
| C222 | MOLECLAR PARASITLGY | N | 670-141-200 | LEC | 1 | | TBA | | | SIMPSON, L. | 5 | 20 | G | 2.0 |
| CM234 | ETHICS-BIOMED RSRCH | N | 670-291-200 | SEM | 1 | | T | 4:00- 5:50P | BOTANY 325 | FOX, C.F. | 40 | 30 | SU | 2.0 |
| SAME AS : MIC&IMM CM234 | | | | | | | | | | | | | | |
| RESTRICT: GRADUATE STUDENTS | | | | | | | | | | | | | | |
| | | | 670-291-201 | SEM | 2 | | W | 4:00- 5:50P | BOTANY 325 | FOX, C.F. | 40 | 30 | SU | 2.0 |
| RESTRICT: GRADUATE STUDENTS | | | | | | | | | | | | | | |
| M248 | MOLECULAR GENETICS | N | 670-324-200 | LEC | 1 | | MTWRF | 10:00-10:50A | HLTHSCI 33105A | PAYNE, G.S. | 5 | 03 | G | 6.0 |
| SAME AS : BIOL CH CM248, HUM GEN CM248, MCD BIO CM248 | | | | | | | | | | | | | | |
| RESTRICT: GRADUATE STUDENTS | | | | | | | | | | | | | | |
| 250 | MICROBIAL METABOLIS | N | 670-328-200 | SEM | 1 | | | UNSCHE | | GUNSALUS, R.P. | 15 | 30 | | 2.0 |
| RESTRICT: GRADUATE STUDENTS | | | | | | | | | | | | | | |
| M261 | MOLEC&CELL IMMUNLGY | N | ----- | LEC | 1 | | MWF | 9:30-10:50A | LS 2142 | MICELI, M.C. | 40 | 02 | | 6.0 |
| SAME AS : MCD BIO CM261, MIC&IMM M261 | | | | | | | | | | | | | | |
| RESTRICT: GRADUATE STUDENTS | | | | | | | | | | | | | | |
| | | | 670-685-201 | DIS | 1A | | R | 9:30-10:50A | MOL SCI 1601 | | 20 | | | 0.0 |
| | | | 670-685-202 | DIS | 1B | | R | 11:00-12:20P | MOL SCI 1601 | | 20 | | | 0.0 |
| M262A | IMMUNOBIOLOGY-CANCER | N | 670-388-200 | SEM | 1 | | T | 4:00- 5:50P | HLTHSCI 43130 | BONAVIDA, B. | 5 | 15 | | 2.0 |
| SAME AS : MIC&IMM M262A | | | | | | | | | | | | | | |
| Microbiology and Molecular Genetics 270 is open only to graduate students doing research in Dr. Berk's laboratory. | | | | | | | | | | | | | | |
| 270 | SEM-MOLEC VIROLOGY | N | 670-445-200 | SEM | 1 | | | UNSCHE | | BERK, A.J. | 10 | 30 | SU | 2.0 |
| RESTRICT: GRADUATE STUDENTS | | | | | | | | | | | | | | |
| 290 | MOLECULAR GENETICS | N | 670-575-200 | SEM | 1 | | | UNSCHE | | LAZAZZERA, B.A. | 10 | 30 | SU | 2.0 |
| RESTRICT: GRADUATE STUDENTS | | | | | | | | | | | | | | |
| 375 | TCHNG APRNTC PRCTCM | N | 670-620-200 | SEM | 1 | | | UNSCHE | | SCHROEDER, I. | 10 | 30 | SU | 1.0- 4.0 |
| RESTRICT: GRADUATE STUDENTS | | | | | | | | | | | | | | |

MILITARY SCIENCE

All L&S undergraduate courses, except independent studies and other similar courses without webpages, are subject to the Instructional Enhancement Fee. See Course Materials Fees under "Miscellaneous Fees" in the "Registration" section.

| | | | | | | | | | | | | | | |
|------------------------------|--------------------------------|---|-------------|-----|---|--|---|--------------|--------------|----------------|----|----|--|-----|
| Z | LEADERSHIP LAB | N | 277-002-200 | LAB | 1 | | | UNSCHE | | HORTON, J.D. | 30 | 30 | | 0.0 |
| 12 | US DFNS ESTBLSHMT 2 | N | 277-030-200 | LEC | 1 | | T | 8:00- 9:50A | HERSHEY 1651 | MC CLOSKEY, W. | 30 | 30 | | 2.0 |
| | | | 277-030-201 | LEC | 2 | | T | 10:00-11:50A | HERSHEY 1651 | MC CLOSKEY, W. | 30 | 30 | | 2.0 |
| 14 | PRNCP-LAND NAVIGATN | N | 277-045-200 | LEC | 1 | | T | 1:00- 2:50P | HERSHEY 1651 | BABCOCK, S.M. | 30 | 30 | | 2.0 |
| | | | 277-045-201 | LEC | 2 | | W | 1:00- 2:50P | HERSHEY 1651 | BABCOCK, S.M. | 30 | 30 | | 2.0 |
| 125 | DECISION MAKING | N | 277-410-200 | LEC | 1 | | M | 9:00-10:50A | HERSHEY 1651 | PHILLIPS, L. | 30 | 30 | | 2.0 |
| RESTRICT: INSTRUCTOR CONSENT | | | | | | | | | | | | | | |
| 126 | MIL PRFSNLSM&ETHICS | N | 277-420-200 | LEC | 1 | | W | 9:00-10:50A | HERSHEY 1651 | BARNETTE, P.L. | 30 | 30 | | 2.0 |
| RESTRICT: INSTRUCTOR CONSENT | | | | | | | | | | | | | | |

MOLECULAR AND MEDICAL PHARMACOLOGY

| | | | | | | | | | | | | | | |
|-------------------------------|----------------------------|---|-------------|-----|---|--|--|--------|---------|------------|----|----|----|----------|
| 200 | INTRO-LAB RSRCH | N | 680-005-200 | LAB | 1 | | | TBA | HLTHSCI | CHOW, S.A. | 10 | 30 | | 4.0- 6.0 |
| RESTRICT: PHARMACOLOGY MAJORS | | | | | | | | | | | | | | |
| M241 | INTR CHEMICAL PHARM | N | 680-261-200 | LEC | 1 | | | TBA | | FUKUTO, J. | 10 | 30 | | 6.0 |
| SAME AS : MOL TOX M241 | | | | | | | | | | | | | | |
| RESTRICT: PHARMACOLOGY MAJORS | | | | | | | | | | | | | | |
| 251 | SEM-PHARMACOLOGY | N | 680-306-200 | SEM | 1 | | | TBA | HLTHSCI | CHOW, S.A. | 30 | 30 | SU | 2.0 |
| RESTRICT: PHARMACOLOGY MAJORS | | | | | | | | | | | | | | |
| 288 | GENE THERAPY | N | 680-566-200 | LEC | 1 | | | TBA | HLTHSCI | | 10 | 30 | G | 4.0 |
| RESTRICT: PHARMACOLOGY MAJORS | | | | | | | | | | | | | | |
| 375 | TCHNG APRNTC PRCTCM | N | 680-620-200 | SEM | 1 | | | UNSCHE | | | 10 | 30 | SU | 1.0- 4.0 |
| RESTRICT: PHARMACOLOGY MAJORS | | | | | | | | | | | | | | |

| CATALOG NUMBER | COURSE TITLE | ENF REQ | IM ID NUMBER | CLS TYP | SEC | FEE | DAYS | TIME | BUILDING/ ROOM | INSTRUCTOR | ENRL CAP | XC | CR TP | UNITS |
|----------------|---------------------|---------|---|---------|-----|-----|--------|--------------|----------------|------------------|----------|----|-------|----------|
| M237 | CELL PHYSIO&BIOPHYS | N | 669-222-200 | LEC | 1 | | TBA | | HLTHSCI | THE STAFF | 5 | 30 | G | 6.0 |
| | | | SAME AS : PHY SCI M212, PHYSIOL M212 | | | | | | | | | | | |
| | | | RESTRIC: BIO,MB,MIC,M&I,BIOCH,CHM,MCD GRAD | | | | | | | | | | | |
| CM248 | MOLECULAR GENETICS | N | 669-288-200 | LEC | 1 | | MTWRF | 10:00-10:50A | HLTHSCI 33105A | PAYNE, G.S. | 5 | 03 | G | 6.0 |
| | | | SAME AS : BIOL CH CM248, HUM GEN CM248, MICROB M248 | | | | | | | | | | | |
| | | | RESTRIC: BIO,MB,MIC,M&I,BIOCH,CHM,MCD GRAD | | | | | | | | | | | |
| CM261 | MOLEC&CELL IMMUNLGY | N | ----- | LEC | 1 | | MWF | 9:30-10:50A | LS 2142 | | 4 | 02 | | 6.0 |
| | | | SAME AS : MIC&IMM M261, MICROB M261 | | | | | | | | | | | |
| | | | RESTRIC: GRADUATE STUDENTS | | | | | | | | | | | |
| | | | 669-366-201 | DIS | 1A | | R | 9:30-10:50A | MOL SCI 1601 | | 2 | | | 0.0 |
| | | | 669-366-202 | DIS | 1B | | R | 11:00-12:20P | MOL SCI 1601 | | 2 | | | 0.0 |
| M266C | SEM-MOLEC EMBRYOLGY | N | 669-398-200 | SEM | 1 | | F | 4:30- 5:50P | BOYER 159 | WEINMASTER, G.A. | 5 | 30 | SU | 2.0 |
| | | | SAME AS : BIOL CH M266C | | | | | | | | | | | |
| | | | RESTRIC: BIO,MB,MIC,M&I,BIOCH,CHM,MCD GRAD | | | | | | | | | | | |
| 276 | SEM-MOLEC GENETICS | N | 669-456-200 | SEM | 1 | | TBA | | | SALSER, W.A. | 15 | 30 | | 2.0 |
| | | | RESTRIC: BIO,MB,MIC,M&I,BIOCH,CHM,MCD GRAD | | | | | | | | | | | |
| 289 | PLANT MOLECULAR BIO | N | 669-534-200 | DIS | 1 | | TBA | | | HIRSCH, A.M. | 15 | 30 | SU | 2.0 |
| | | | RESTRIC: BIO,MB,MIC,M&I,BIOCH,CHM,MCD GRAD | | | | | | | | | | | |
| 292 | SEM-MOLEC EVOLUTION | N | 669-552-200 | SEM | 1 | | UNSCHE | | | LAKE, J.A. | 20 | 30 | G | 2.0 |
| | | | RESTRIC: BIO,MB,MIC,M&I,BIOCH,CHM,MCD GRAD | | | | | | | | | | | |
| 375 | TCHNG APRNTC PRCTCM | N | 669-620-200 | SEM | 1 | | UNSCHE | | | BIRNBAUMER, L. | 50 | 30 | SU | 1.0- 4.0 |
| | | | RESTRIC: BIO,MB,MIC,M&I,BIOCH,CHM,MCD GRAD | | | | | | | | | | | |

MOLECULAR, CELLULAR, AND INTEGRATIVE PHYSIOLOGY

| | | | | | | | | | | | | | | |
|-----|------------------|---|-----------------------|-----|----|--|--------|--|--|----------------|----|----|----|-----|
| 296 | RESEARCH SEMINAR | N | 677-576-201 | SEM | 1 | | UNSCHE | | | ARNOLD, A.P. | 10 | 30 | SU | 2.0 |
| | | | RESTRIC: MC&IP MAJORS | | | | | | | | | | | |
| | | | 677-576-202 | SEM | 2 | | UNSCHE | | | CROSBIE, R.H. | 10 | 30 | SU | 2.0 |
| | | | RESTRIC: MC&IP MAJORS | | | | | | | | | | | |
| | | | 677-576-203 | SEM | 3 | | UNSCHE | | | GLANZMAN, D.L. | 10 | 30 | SU | 2.0 |
| | | | RESTRIC: MC&IP MAJORS | | | | | | | | | | | |
| | | | 677-576-204 | SEM | 4 | | UNSCHE | | | KORNBLUM, H.I. | 10 | 30 | SU | 2.0 |
| | | | RESTRIC: MC&IP MAJORS | | | | | | | | | | | |
| | | | 677-576-205 | SEM | 5 | | UNSCHE | | | MODY, I. | 10 | 30 | SU | 2.0 |
| | | | RESTRIC: MC&IP MAJORS | | | | | | | | | | | |
| | | | 677-576-206 | SEM | 6 | | UNSCHE | | | PHELPS, P.E. | 10 | 30 | SU | 2.0 |
| | | | RESTRIC: MC&IP MAJORS | | | | | | | | | | | |
| | | | 677-576-207 | SEM | 7 | | UNSCHE | | | TIDBALL, J.G. | 10 | 30 | SU | 2.0 |
| | | | RESTRIC: MC&IP MAJORS | | | | | | | | | | | |
| | | | 677-576-208 | SEM | 8 | | UNSCHE | | | WEISS, J.N. | 10 | 30 | SU | 2.0 |
| | | | RESTRIC: MC&IP MAJORS | | | | | | | | | | | |
| | | | 677-576-209 | SEM | 9 | | UNSCHE | | | WHITE, S.A. | 10 | 30 | SU | 2.0 |
| | | | RESTRIC: MC&IP MAJORS | | | | | | | | | | | |
| | | | 677-576-210 | SEM | 10 | | UNSCHE | | | YEE, H.F. | 10 | 30 | SU | 2.0 |
| | | | RESTRIC: MC&IP MAJORS | | | | | | | | | | | |

MUSIC

Music 60A-65. Undergraduate Instruction in Performance -- Music majors ONLY.

Music C90A-90N. Performance Organizations -- Audition REQUIRED.

Music 160A-165. Undergraduate Instruction in Performance for the Performance Specialist -- Music majors ONLY.

Music 460A-475. Graduate Instruction in Performance -- M.M. and D.M.A. students ONLY.

| | | | | | | | | | | | | | | |
|------|--------------------|---|-----------------------------------|-----|----|--|-----|--------------|----------|-----------------|-----|----|---|-----|
| 4C | BASIC MUSICIANSHIP | N | 281-021-200 | STU | 1 | | TRF | 11:00-11:50A | SMB B648 | HALL, J.L. | 15 | 13 | | 2.0 |
| | | | RESTRIC: MUSIC, MUSICOLOGY MAJORS | | | | | | | | | | | |
| | | | 281-021-201 | STU | 2 | | TRF | 12:00-12:50P | SMB B648 | HALL, J.L. | 15 | 14 | | 2.0 |
| | | | RESTRIC: MUSIC, MUSICOLOGY MAJORS | | | | | | | | | | | |
| 20B | MUSIC THEORY II | Y | ----- | LEC | 1 | | MW | 1:00- 2:50P | SMB 1402 | FICK, D.J. | 30 | 06 | | 4.0 |
| | | | RESTRIC: MUSIC, MUSICOLOGY MAJORS | | | | | | | | | | | |
| 20C | MUSIC THEORY III | Y | 281-065-201 | DIS | 1A | | TR | 1:00- 2:50P | SMB 1402 | | 15 | | | 0.0 |
| | | | ----- | LEC | 1 | | MW | 1:00- 2:50P | SMB 1420 | LEFKOWITZ, D.S. | 30 | 06 | | 4.0 |
| | | | RESTRIC: INSTRUCTOR CONSENT | | | | | | | | | | | |
| | | | 281-066-201 | DIS | 1A | | TR | 1:00- 2:50P | SMB 1420 | | 15 | | | 0.0 |
| | | | ----- | LEC | 2 | | MW | 9:00-10:50A | SMB 1420 | CARLSON, M.C. | 30 | 02 | | 4.0 |
| | | | RESTRIC: MUSIC, MUSICOLOGY MAJORS | | | | | | | | | | | |
| | | | 281-066-211 | DIS | 2A | | TR | 9:00-10:50A | SMB 1420 | | 15 | | | 0.0 |
| | | | 281-066-212 | DIS | 2B | | TR | 9:00-10:50A | SMB 1344 | | 15 | | | 0.0 |
| 71 | JAZZ PERFORMANCE | N | 281-202-201 | LAB | 1 | | TBA | | SMB | MIRANDA, R. | 5 | 30 | G | 2.0 |
| | | | RESTRIC: DEPARTMENT CONSENT | | | | | | | | | | | |
| | | | 281-202-203 | LAB | 3 | | TBA | | SMB | MASEK, D.H. | 5 | 30 | G | 2.0 |
| | | | RESTRIC: DEPARTMENT CONSENT | | | | | | | | | | | |
| | | | 281-202-204 | LAB | 4 | | TBA | | SMB | WILSON, A.J. | 5 | 30 | G | 2.0 |
| | | | RESTRIC: DEPARTMENT CONSENT | | | | | | | | | | | |
| | | | 281-202-205 | LAB | 5 | | TBA | | SMB | BOHANON, G.R. | 5 | 30 | G | 2.0 |
| | | | RESTRIC: DEPARTMENT CONSENT | | | | | | | | | | | |
| | | | 281-202-206 | LAB | 6 | | TBA | | SMB | FERGUSON, S. | 5 | 30 | G | 2.0 |
| | | | RESTRIC: DEPARTMENT CONSENT | | | | | | | | | | | |
| | | | 281-202-207 | LAB | 7 | | TBA | | SMB | RANIER, T.J. | 5 | 30 | G | 2.0 |
| | | | RESTRIC: DEPARTMENT CONSENT | | | | | | | | | | | |
| | | | 281-202-208 | LAB | 8 | | TBA | | SMB | CLAYTON, J.L. | 5 | 30 | G | 2.0 |
| | | | RESTRIC: DEPARTMENT CONSENT | | | | | | | | | | | |
| | | | 281-202-209 | LAB | 9 | | TBA | | SMB | PRICE, R. | 5 | 30 | G | 2.0 |
| | | | RESTRIC: DEPARTMENT CONSENT | | | | | | | | | | | |
| | | | 281-202-210 | LAB | 10 | | TBA | | SMB | MORRISON, B. | 5 | 30 | G | 2.0 |
| | | | RESTRIC: DEPARTMENT CONSENT | | | | | | | | | | | |
| | | | 281-202-211 | LAB | 11 | | TBA | | SMB | WEIR, M.A. | 5 | 30 | G | 2.0 |
| | | | RESTRIC: DEPARTMENT CONSENT | | | | | | | | | | | |
| C90A | UCLA CHORALE | N | 281-254-200 | ACT | 1 | | MW | 3:00- 5:15P | SMB 1325 | NEUEN, D. | 125 | 30 | | 2.0 |
| 90B | COLLEGIATE CHORUS | N | 281-256-200 | ACT | 1 | | TR | 3:20- 5:15P | SMB 1325 | NEUEN, D. | 125 | 30 | | 2.0 |
| 90D | OPERA WORKSHOP | N | 281-258-200 | ACT | 1 | | TR | 3:00- 5:50P | SMB 1200 | VENDICE, W.V. | 40 | 30 | | 2.0 |
| | | | RESTRIC: INSTRUCTOR CONSENT | | | | | | | | | | | |
| | | | RESTRIC: INSTRUCTOR CONSENT | | | | | | | | | | | |
| C90E | SYMPHONY ORCHESTRA | N | 281-259-200 | ACT | 1 | | TR | 3:00- 4:50P | SMB 1343 | ROBERTSON, J. | 100 | 30 | | 2.0 |
| 90F | SYMPHONIC BAND | N | 281-260-200 | ACT | 1 | | T | 3:00- 4:50P | SMB 1345 | LEE, D.T. | 100 | 30 | | 2.0 |
| C90G | WIND ENSEMBLE | N | 281-262-200 | ACT | 1 | | MW | 3:00- 4:50P | SMB 1345 | LEE, D.T. | 80 | 30 | | 2.0 |

| CATALOG NUMBER | COURSE TITLE | ENF REQ | IM ID NUMBER | CLS TYP | SEC | FEE | DAYS | TIME | BUILDING/ ROOM | INSTRUCTOR | ENRL CAP | XC | CR TP | UNITS |
|--|---|---------|--------------|---------|-----|-----|------|--------------|----------------|-------------------|----------|----|-------|-------|
| For Music 90L, PTE numbers will be given out after the audition. | | | | | | | | | | | | | | |
| 90L | MUSIC THEATER WKSHP | N | 281-267-200 | ACT | 1 | | MW | 3:00- 5:50P | SMB 1200 | HALL, J.L. | 60 | 30 | | 2.0 |
| | | | | | | | MW | 3:00- 5:50P | SMB 1100 | | | | | |
| 90M | MRCHNG&VARSITY BAND | N | 281-268-200 | ACT | 1 | | F | 3:00- 4:50P | SMB 1345 | HENDERSON, G. | 200 | 30 | | 2.0 |
| 90N | JAZZ ENSEMBLE | N | 281-269-200 | ACT | 1 | | T | 7:00- 8:50P | SMB 1345 | MATTHEWS, L.E. | 30 | 30 | | 2.0 |
| | | | | | | | | | | | | | | |
| | | | 281-269-201 | ACT | 2 | | T | 7:00- 9:50P | SMB 1343 | HENDERSON, G. | 30 | 30 | | 2.0 |
| | | | | | | | | | | | | | | |
| | | | 281-269-202 | ACT | 3 | | R | 7:00- 9:50P | SMB 1345 | RODRIGUEZ, B.H. | 15 | 30 | | 2.0 |
| 90P | ALEXANDER TECHNIQUE | N | 281-271-200 | LEC | 1 | | F | 1:00- 2:50P | SMB 1345 | RODRIGUEZ, J. | 10 | 07 | PN | 2.0 |
| 100A | GENERAL MUSIC | Y | 281-302-200 | LEC | 1 | | MW | 11:00-12:50P | SMB 1439 | HEUSER, F. | 20 | 04 | G | 4.0 |
| | | | | | | | R | 5:00- 6:50P | SMB 1402 | | | | | |
| 115B | WOODWINDS | Y | 281-361-200 | STU | 1 | | TR | 2:00- 2:50P | SMB 1345 | HEUSER, F. | 25 | 15 | G | 1.0 |
| | | | | | | | W | 8:00- 8:50A | SMB 1343 | | | | | |
| 115C | BRASS | Y | 281-363-200 | STU | 1 | | TR | 1:00- 1:50P | SMB 1345 | HEUSER, F. | 25 | 15 | G | 1.0 |
| | | | | | | | W | 8:00- 8:50A | SMB 1343 | | | | | |
| 115D | PERCUSSION | Y | 281-367-200 | STU | 1 | | TWR | 8:00- 8:50A | SMB B665A | JUDKINS, J. | 20 | 30 | G | 1.0 |
| 115G | TECH-MUSIC EDUC II | N | 281-365-200 | LAB | 1 | | TBA | | | LIND, V.R. | 12 | 30 | G | 1.0 |
| 120B | MUSIC THEORY V | Y | 281-384-200 | LEC | 1 | | MTWR | 1:00- 2:50P | SMB 1440 | CHIHARA, P.S. | 25 | 06 | | 4.0 |
| 120C | MUSIC THEORY VI | Y | 281-387-200 | LEC | 1 | | MTWR | 9:00-10:50A | SMB 1421 | BOURLAND, R. | 25 | 02 | | 4.0 |
| | | | | | | | | | | | | | | |
| | | | 281-387-201 | LEC | 2 | | MTWR | 1:00- 2:50P | SMB 1421 | THE STAFF | 25 | 06 | | 4.0 |
| 123C | COMPOSITION | Y | 281-393-200 | LEC | 1 | | MW | 11:00-12:20P | SMB 1421 | CARLSON, M.C. | 15 | 04 | | 4.0 |
| M129C | JAZZ THEORY&IMPROV | Y | 281-428-200 | LEC | 1 | | TR | 1:00- 2:50P | SMB 1325 | RANIER, T.J. | 10 | 15 | G | 2.0 |
| | | | | | | | | | | | | | | |
| 174B | LANG OF SONG-FRENCH | N | 281-747-200 | LEC | 1 | | MW | 11:00-11:50A | SMB 1151 | BLANKENBURG, H.H. | 15 | 04 | | 2.0 |
| C175 | CHAMBER ENSEMBLES | N | 281-757-201 | ACT | 1 | | TBA | | SMB | KAPLAN, M.S. | 15 | 30 | | 2.0 |
| | Music C175, activity 1: Strings | | | | | | | | | | | | | |
| | | | 281-757-202 | ACT | 2 | | TBA | | SMB | THE STAFF | 15 | 30 | | 2.0 |
| | Music C175, activity 2: Strings | | | | | | | | | | | | | |
| | | | 281-757-203 | ACT | 3 | | TBA | | SMB | CARR, C. | 15 | 30 | | 2.0 |
| | Music C175, activity 3: Strings | | | | | | | | | | | | | |
| | | | 281-757-204 | ACT | 4 | | TBA | | SMB | HANULIK, C. | 15 | 30 | | 2.0 |
| | Music C175, activity 4: Strings | | | | | | | | | | | | | |
| | | | 281-757-205 | ACT | 5 | | TBA | | SMB | YATES, P.F. | 15 | 30 | | 2.0 |
| | Music C175, activity 5: Guitar | | | | | | | | | | | | | |
| | | | 281-757-206 | ACT | 6 | | TBA | | SMB | STOKES, S. | 15 | 30 | | 2.0 |
| | Music C175, activity 6: Woodwinds | | | | | | | | | | | | | |
| | | | 281-757-207 | ACT | 7 | | TBA | | SMB | KUSZYK, M.A. | 25 | 30 | | 2.0 |
| | Music C175, activity 7: Woodwinds | | | | | | | | | | | | | |
| | | | 281-757-208 | ACT | 8 | | TBA | | SMB | GRAY, G.G. | 10 | 30 | | 2.0 |
| | Music C175, activity 8: Woodwinds | | | | | | | | | | | | | |
| | | | 281-757-209 | ACT | 9 | | TBA | | SMB | COKER, C.A. | 10 | 30 | | 2.0 |
| | Music C175, activity 9: Woodwinds | | | | | | | | | | | | | |
| | | | 281-757-210 | ACT | 10 | | TBA | | SMB | MASEK, D.H. | 5 | 30 | | 2.0 |
| | Music C175, activity 10: Woodwinds | | | | | | | | | | | | | |
| | | | 281-757-211 | ACT | 11 | | TBA | | SMB | LINDEMANN, J.H. | 15 | 30 | | 2.0 |
| | Music C175, activity 11: Brass | | | | | | | | | | | | | |
| | | | 281-757-212 | ACT | 12 | | TBA | | SMB | O'CONNOR, B. | 15 | 30 | | 2.0 |
| | Music C175, activity 12: Brass | | | | | | | | | | | | | |
| | | | 281-757-213 | ACT | 13 | | TBA | | SMB | BOOTH, W.C. | 15 | 30 | | 2.0 |
| | Music C175, activity 13: Brass | | | | | | | | | | | | | |
| | | | 281-757-214 | ACT | 14 | | TBA | | SMB | PETERS, M.T. | 15 | 30 | | 2.0 |
| | Music C175, activity 14: Percussion | | | | | | | | | | | | | |
| | | | 281-757-215 | ACT | 15 | | M | 5:00- 6:50P | SMB B665A | PONCE, W. | 15 | 30 | | 2.0 |
| | Music C175, activity 15: Keyboard and Other Instruments | | | | | | | | | | | | | |
| | | | 281-757-216 | ACT | 16 | | TBA | | SMB | MARGULIS, V. | 15 | 30 | | 2.0 |
| | Music C175, activity 16: Keyboard and Other Instruments | | | | | | | | | | | | | |
| | | | 281-757-217 | ACT | 17 | | TBA | | SMB | HARMON, T.F. | 15 | 30 | | 2.0 |
| | Music C175, activity 17: Organ Accompaniment | | | | | | | | | | | | | |
| | | | 281-757-218 | ACT | 18 | | TBA | | SMB | HANSEN, J.I. | 15 | 30 | | 2.0 |
| | Music C175, activity 18: Art Song | | | | | | | | | | | | | |

| CATALOG NUMBER | COURSE TITLE | ENF REQ | IM ID NUMBER | CLS TYP | SEC | FEE | DAYS | TIME | BUILDING/ ROOM | INSTRUCTOR | ENRL CAP | XC | CR TP | UNITS |
|----------------|--|---------|--|---------|-----|-----|--------|--------------|----------------|-----------------|----------|----|-------|----------|
| | | | 281-757-219 | ACT | 19 | | TBA | | SMB | ROBERTSON, J. | 15 | 30 | | 2.0 |
| | Music C175, activity 19: Gluck Ensembles | | RESTRICT: INSTRUCTOR CONSENT | | | | | | | | | | | |
| | | | 281-757-220 | ACT | 20 | | TBA | | SMB | NEUEN, D. | 25 | 30 | | 2.0 |
| | Music C175, activity 20: Chamber Choir | | RESTRICT: DEPARTMENT CONSENT | | | | | | | | | | | |
| | | | 281-757-221 | ACT | 21 | | TBA | | SMB | BEGHIN, T. | 15 | 30 | | 2.0 |
| | Music C175, activity 21: Forteplano | | RESTRICT: INSTRUCTOR CONSENT | | | | | | | | | | | |
| | | | 281-757-222 | ACT | 22 | | TBA | | SMB | SNOW, J.L. | 15 | 30 | | 2.0 |
| | | | RESTRICT: INSTRUCTOR CONSENT | | | | | | | | | | | |
| C176 | ELECTRNC MUSIC COMP | Y | 281-786-200 | LEC | 1 | | W | 3:00- 5:50P | SMB 2646 | BOURLAND, R. | 5 | 09 | | 4.0 |
| | | | RESTRICT: INSTRUCTOR CONSENT | | | | | | | | | | | |
| M177 | JAZZ COMBO | N | 281-790-201 | ACT | 1 | | T | 3:00- 4:50P | SMB 1421 | WEIR, M.A. | 5 | 30 | G | 2.0 |
| | | | SAME AS : ETHNOMU M177 | | | | | | | | | | | |
| | | | RESTRICT: INSTRUCTOR CONSENT | | | | | | | | | | | |
| | | | 281-790-202 | ACT | 2 | | R | 5:00- 6:50P | SMB 1439 | BURRELL, K.E. | 5 | 30 | G | 2.0 |
| | | | RESTRICT: INSTRUCTOR CONSENT | | | | | | | | | | | |
| | | | 281-790-203 | ACT | 3 | | W | 5:00- 6:50P | SMB 1344 | BURRELL, K.E. | 5 | 30 | G | 2.0 |
| | | | RESTRICT: INSTRUCTOR CONSENT | | | | | | | | | | | |
| | | | 281-790-204 | ACT | 4 | | T | 5:00- 6:50P | SMB 1151 | THE STAFF | 5 | 30 | G | 2.0 |
| | | | RESTRICT: INSTRUCTOR CONSENT | | | | | | | | | | | |
| | | | 281-790-205 | ACT | 5 | | T | 5:00- 6:50P | SMB 1344 | FERGUSON, S. | 10 | 30 | G | 2.0 |
| | | | RESTRICT: INSTRUCTOR CONSENT | | | | | | | | | | | |
| | | | 281-790-206 | ACT | 6 | | T | 7:00- 8:50P | SMB 1440 | LOZA, S.J. | 10 | 30 | G | 2.0 |
| | | | RESTRICT: INSTRUCTOR CONSENT | | | | | | | | | | | |
| | | | 281-790-207 | ACT | 7 | | M | 5:00- 6:50P | SMB 1344 | BOHANON, G.R. | 10 | 30 | G | 2.0 |
| | | | RESTRICT: INSTRUCTOR CONSENT | | | | | | | | | | | |
| | | | 281-790-208 | ACT | 8 | | W | 5:00- 6:50P | SMB 1439 | WILSON, A.J. | 10 | 30 | G | 2.0 |
| | | | RESTRICT: INSTRUCTOR CONSENT | | | | | | | | | | | |
| 203 | MUSICAL TERMINOLOGY | N | 681-028-200 | LEC | 1 | | R | 10:00-12:50P | SMB 1354 | BEGHIN, T. | 25 | 14 | | 4.0 |
| | | | RESTRICT: MUSIC GRADUATE STUDENTS | | | | | | | | | | | |
| C226 | ELECTRNC MUSIC COMP | Y | 681-152-200 | LEC | 1 | | W | 3:00- 5:50P | SMB 2646 | BOURLAND, R. | 10 | 09 | | 4.0 |
| | | | RESTRICT: MUSIC GRADUATE STUDENTS | | | | | | | | | | | |
| 252C | SEM IN COMPOSITION | Y | 681-320-200 | SEM | 1 | | M | 3:00- 5:50P | SMB 1402 | CHIHARA, P.S. | 15 | 08 | | 6.0 |
| | | | RESTRICT: MUSIC GRADUATE STUDENTS | | | | | | | | | | | |
| 261D | PRB PERFORMNC PRACT | N | 681-378-200 | SEM | 1 | | T | 10:00-12:50P | SMB 1151 | BEGHIN, T. | 15 | 13 | | 4.0 |
| | | | RESTRICT: MUSIC GRADUATE STUDENTS | | | | | | | | | | | |
| 270E | CHORAL LITERATURE | N | 681-448-200 | SEM | 1 | | R | 10:00-12:50P | SMB 1151 | COLE, M.S. | 10 | 14 | | 6.0 |
| | | | RESTRICT: MUSIC GRADUATE STUDENTS | | | | | | | | | | | |
| 271 | MUSIC&ELECTRNC TECH | N | 681-460-200 | LEC | 1 | | M | 11:00- 1:50P | SMB B648 | HENDERSON, G. | 12 | 05 | G | 4.0 |
| | | | RESTRICT: MUSIC GRADUATE STUDENTS | | | | | | | | | | | |
| 370 | MUSIC GENERAL EDUC | N | 681-618-200 | SEM | 1 | | TBA | | SMB | HEUSER, F. | 15 | 30 | | 2.0 |
| | | | RESTRICT: MUSIC, EDUCATION MAJORS | | | | | | | | | | | |
| 375 | TCHNG APRNTC PRCTCM | N | 681-620-200 | SEM | 1 | | UNSCHE | | | ROBERTSON, J. | 40 | 30 | SU | 1.0- 4.0 |
| | | | RESTRICT: MUSIC GRADUATE STUDENTS | | | | | | | | | | | |
| 401 | NEW MUSIC FORUM | N | 681-630-200 | TUT | 1 | | UNSCHE | | | ROBERTSON, J. | 40 | 30 | G | 2.0 |
| | | | RESTRICT: MUSIC GRADUATE STUDENTS | | | | | | | | | | | |
| 460A | VIOLIN | N | 681-644-200 | STU | 1 | | TBA | | | KAPLAN, M.S. | 7 | 30 | G | 6.0 |
| | | | RESTRICT: MUSIC GRADUATE STUDENTS | | | | | | | | | | | |
| 460B | VIOLA | N | 681-645-200 | STU | 1 | | TBA | | | THE STAFF | 8 | 30 | G | 6.0 |
| | | | RESTRICT: MUSIC GRADUATE STUDENTS | | | | | | | | | | | |
| 460C | CELLO | N | 681-646-200 | STU | 1 | | TBA | | | CARR, C. | 5 | 30 | G | 6.0 |
| | | | RESTRICT: MUSIC GRADUATE STUDENTS | | | | | | | | | | | |
| 460D | STRING BASS | N | 681-647-200 | STU | 1 | | TBA | | | HANULIK, C. | 5 | 30 | G | 6.0 |
| | | | RESTRICT: MUSIC GRADUATE STUDENTS | | | | | | | | | | | |
| 460F | CLASSICAL GUITAR | N | 681-649-200 | STU | 1 | | TBA | | | YATES, P.F. | 3 | 30 | G | 6.0 |
| | | | RESTRICT: MUSIC GRADUATE STUDENTS | | | | | | | | | | | |
| 461A | FLUTE | N | 681-664-200 | STU | 1 | | TBA | | | STOKES, S. | 5 | 30 | G | 6.0 |
| | | | RESTRICT: MUSIC GRADUATE STUDENTS | | | | | | | | | | | |
| 461B | OBOE | N | 681-665-200 | STU | 1 | | TBA | | | KUSZYK, M.A. | 5 | 30 | G | 6.0 |
| | | | RESTRICT: MUSIC GRADUATE STUDENTS | | | | | | | | | | | |
| 461C | CLARINET | N | 681-666-200 | STU | 1 | | TBA | | | GRAY, G.G. | 5 | 30 | G | 6.0 |
| | | | RESTRICT: MUSIC GRADUATE STUDENTS | | | | | | | | | | | |
| 461D | BASSOON | N | 681-667-200 | STU | 1 | | TBA | | | COKER, C.A. | 5 | 30 | G | 6.0 |
| | | | RESTRICT: MUSIC GRADUATE STUDENTS | | | | | | | | | | | |
| 461E | SAXOPHONE | N | 681-668-200 | STU | 1 | | TBA | | | MASEK, D.H. | 5 | 30 | G | 6.0 |
| | | | RESTRICT: MUSIC GRADUATE STUDENTS | | | | | | | | | | | |
| 462A | TRUMPET | N | 681-684-200 | STU | 1 | | TBA | | | LINDEMANN, J.H. | 3 | 30 | G | 6.0 |
| | | | RESTRICT: MUSIC GRADUATE STUDENTS | | | | | | | | | | | |
| 462B | FRENCH HORN | N | 681-685-200 | STU | 1 | | TBA | | | O'CONNOR, B. | 5 | 30 | G | 6.0 |
| | | | RESTRICT: MUSIC GRADUATE STUDENTS | | | | | | | | | | | |
| 462C | TROMBONE | N | 681-687-200 | STU | 1 | | TBA | | | BOOTH, W.C. | 5 | 30 | G | 6.0 |
| | | | RESTRICT: MUSIC GRADUATE STUDENTS | | | | | | | | | | | |
| 462D | TUBA | N | 681-688-200 | STU | 1 | | TBA | | | JOHNSON, J.T. | 5 | 30 | G | 6.0 |
| | | | RESTRICT: MUSIC GRADUATE STUDENTS | | | | | | | | | | | |
| 463 | PERCUSSION | N | 681-702-200 | STU | 1 | | TBA | | | PETERS, M.T. | 5 | 30 | G | 6.0 |
| | | | RESTRICT: MUSIC GRADUATE STUDENTS | | | | | | | | | | | |
| 464A | PIANO | N | 681-719-200 | STU | 1 | | TBA | | | PONCE, W. | 8 | 30 | G | 6.0 |
| | | | RESTRICT: MUSIC GRADUATE STUDENTS | | | | | | | | | | | |
| | | | 681-719-201 | STU | 2 | | TBA | | | MARGULIS, V. | 8 | 30 | G | 6.0 |
| | | | RESTRICT: MUSIC GRADUATE STUDENTS | | | | | | | | | | | |
| 464B | ORGAN | N | 681-736-200 | STU | 1 | | TBA | | | HARMON, T.F. | 5 | 30 | G | 6.0 |
| | | | RESTRICT: MUSIC GRADUATE STUDENTS | | | | | | | | | | | |
| 465 | VOICE | N | 681-770-200 | STU | 1 | | TBA | | | MUSSARD, T.S. | 10 | 30 | G | 6.0 |
| | | | RESTRICT: MUSIC GRADUATE STUDENTS | | | | | | | | | | | |
| | | | 681-770-201 | STU | 2 | | TBA | | | GONDEK, J.K. | 5 | 30 | G | 6.0 |
| | | | RESTRICT: MUSIC GRADUATE STUDENTS | | | | | | | | | | | |
| 470 | OPERA STUDIO-GRADS | N | 681-780-200 | LAB | 1 | | TBA | | | VENDICE, W.V. | 10 | 30 | | 4.0 |
| | | | RESTRICT: MUSIC, MUSICOLOGY MAJORS & GRADUATE STUDENTS | | | | | | | | | | | |
| 475 | MSTR CLASS-CONDCTNG | N | 681-787-200 | STU | 1 | | TBA | | | LEE, D.T. | 5 | 30 | | 6.0 |
| | | | RESTRICT: MUSIC GRADUATE STUDENTS | | | | | | | | | | | |

| CATALOG NUMBER | COURSE TITLE | ENF REQ | IM ID NUMBER | CLS TYP | SEC | FEE | DAYS | TIME | BUILDING/ ROOM | INSTRUCTOR | ENRL CAP | XC | CR TP | UNITS |
|----------------|---|---------|-----------------------------------|---------|-----|-----|------|-------------|----------------|-----------------|----------|----|-------|-------|
| | | | 681-787-201 | STU | 2 | | TBA | | | NEUEN, D. | 8 | 30 | | 6.0 |
| | | | RESTRICT: MUSIC GRADUATE STUDENTS | | | | | | | | | | | |
| | | | 681-787-202 | STU | 3 | | TBA | | | ROBERTSON, J. | 5 | 30 | | 6.0 |
| | | | RESTRICT: MUSIC GRADUATE STUDENTS | | | | | | | | | | | |
| C480 | UCLA CHORALE | N | 681-790-200 | ACT | 1 | | MW | 3:00- 5:15P | SMB 1325 | NEUEN, D. | 15 | 30 | G | 2.0 |
| | | | RESTRICT: MUSIC GRADUATE STUDENTS | | | | | | | | | | | |
| C481 | SYMPHONY ORCHESTRA | N | 681-791-200 | ACT | 1 | | TR | 3:00- 4:50P | SMB 1343 | ROBERTSON, J. | 20 | 30 | G | 2.0 |
| | | | RESTRICT: MUSIC GRADUATE STUDENTS | | | | | | | | | | | |
| C482 | WIND ENSEMBLE | N | 681-792-200 | ACT | 1 | | MW | 3:00- 4:50P | SMB 1345 | LEE, D.T. | 20 | 30 | G | 2.0 |
| | | | RESTRICT: MUSIC GRADUATE STUDENTS | | | | | | | | | | | |
| C485 | CHAMBER ENSEMBLES | N | 681-794-201 | ACT | 1 | | TBA | | SMB | KAPLAN, M.S. | 5 | 30 | G | 2.0 |
| | | | RESTRICT: MUSIC GRADUATE STUDENTS | | | | | | | | | | | |
| | Music C485, activity 1: Strings | | 681-794-202 | ACT | 2 | | TBA | | SMB | THE STAFF | 5 | 30 | G | 2.0 |
| | | | RESTRICT: MUSIC GRADUATE STUDENTS | | | | | | | | | | | |
| | Music C485, activity 2: Strings | | 681-794-203 | ACT | 3 | | TBA | | SMB | CARR, C. | 5 | 30 | G | 2.0 |
| | | | RESTRICT: MUSIC GRADUATE STUDENTS | | | | | | | | | | | |
| | Music C485, activity 3: Strings | | 681-794-204 | ACT | 4 | | TBA | | SMB | HANULIK, C. | 5 | 30 | G | 2.0 |
| | | | RESTRICT: MUSIC GRADUATE STUDENTS | | | | | | | | | | | |
| | Music C485, activity 4: Strings | | 681-794-205 | ACT | 5 | | TBA | | SMB | YATES, P.F. | 15 | 30 | G | 2.0 |
| | | | RESTRICT: MUSIC GRADUATE STUDENTS | | | | | | | | | | | |
| | Music C485, activity 5: Guitar | | 681-794-206 | ACT | 6 | | TBA | | SMB | STOKES, S. | 5 | 30 | G | 2.0 |
| | | | RESTRICT: INSTRUCTOR CONSENT | | | | | | | | | | | |
| | Music C485, activity 6: Woodwinds | | 681-794-207 | ACT | 7 | | TBA | | SMB | KUSZYK, M.A. | 15 | 30 | G | 2.0 |
| | | | RESTRICT: MUSIC GRADUATE STUDENTS | | | | | | | | | | | |
| | Music C485, activity 7: Woodwinds | | 681-794-208 | ACT | 8 | | TBA | | SMB | GRAY, G.G. | 15 | 30 | G | 2.0 |
| | | | RESTRICT: MUSIC GRADUATE STUDENTS | | | | | | | | | | | |
| | Music C485, activity 8: Woodwinds | | 681-794-209 | ACT | 9 | | TBA | | SMB | COKER, C.A. | 5 | 30 | G | 2.0 |
| | | | RESTRICT: MUSIC GRADUATE STUDENTS | | | | | | | | | | | |
| | Music C485, activity 9: Woodwinds | | 681-794-210 | ACT | 10 | | TBA | | SMB | MASEK, D.H. | 10 | 30 | G | 2.0 |
| | | | RESTRICT: MUSIC GRADUATE STUDENTS | | | | | | | | | | | |
| | Music C485, activity 10: Woodwinds | | 681-794-211 | ACT | 11 | | TBA | | SMB | LINDEMANN, J.H. | 20 | 30 | G | 2.0 |
| | | | RESTRICT: MUSIC GRADUATE STUDENTS | | | | | | | | | | | |
| | Music C485, activity 11: Brass | | 681-794-212 | ACT | 12 | | TBA | | SMB | O'CONNOR, B. | 15 | 30 | G | 2.0 |
| | | | RESTRICT: MUSIC GRADUATE STUDENTS | | | | | | | | | | | |
| | Music C485, activity 12: Brass | | 681-794-213 | ACT | 13 | | TBA | | SMB | BOOTH, W.C. | 15 | 30 | G | 2.0 |
| | | | RESTRICT: MUSIC GRADUATE STUDENTS | | | | | | | | | | | |
| | Music C485, activity 13: Brass | | 681-794-214 | ACT | 14 | | TBA | | SMB | PETERS, M.T. | 15 | 30 | G | 2.0 |
| | | | RESTRICT: MUSIC GRADUATE STUDENTS | | | | | | | | | | | |
| | Music C485, activity 14: Percussion | | 681-794-215 | ACT | 15 | | M | 5:00- 6:50P | SMB B665A | PONCE, W. | 15 | 30 | G | 2.0 |
| | | | RESTRICT: MUSIC GRADUATE STUDENTS | | | | | | | | | | | |
| | Music C485, activity 15: Keyboard and Other Instruments | | 681-794-216 | ACT | 16 | | TBA | | | MARGULIS, V. | 15 | 30 | G | 2.0 |
| | | | RESTRICT: INSTRUCTOR CONSENT | | | | | | | | | | | |
| | Music C485, activity 16: Keyboard and Other Instruments | | 681-794-217 | ACT | 17 | | TBA | | SMB | HARMON, T.F. | 15 | 30 | G | 2.0 |
| | | | RESTRICT: INSTRUCTOR CONSENT | | | | | | | | | | | |
| | Music C485, activity 17: Organ Accompaniment | | 681-794-218 | ACT | 18 | | TBA | | | HANSEN, J.I. | 15 | 30 | G | 2.0 |
| | | | RESTRICT: MUSIC GRADUATE STUDENTS | | | | | | | | | | | |
| | Music C485, activity 18: Art Song | | 681-794-219 | ACT | 19 | | TBA | | | ROBERTSON, J. | 15 | 30 | G | 2.0 |
| | | | RESTRICT: DEPARTMENT CONSENT | | | | | | | | | | | |
| | Music C485, activity 19: Gluck Ensembles | | 681-794-220 | ACT | 20 | | TBA | | | NEUEN, D. | 25 | 30 | G | 2.0 |
| | | | RESTRICT: DEPARTMENT CONSENT | | | | | | | | | | | |
| | Music C485, activity 20: Chamber Choir | | 681-794-221 | ACT | 21 | | TBA | | | BEGHIN, T. | 15 | 30 | G | 2.0 |
| | | | RESTRICT: MUSIC GRADUATE STUDENTS | | | | | | | | | | | |
| | Music C485, activity 21: Fortepiano | | 681-794-222 | ACT | 22 | | TBA | | | SNOW, J.L. | 15 | 30 | G | 2.0 |
| | | | RESTRICT: MUSIC GRADUATE STUDENTS | | | | | | | | | | | |

MUSICOLOGY

Music History

All L&S undergraduate courses, except independent studies and other similar courses without webpages, are subject to the Instructional Enhancement Fee. See Course Materials Fees under "Miscellaneous Fees" in the "Registration" section.

| | | | | | | | | | | | | | | |
|------|---------------------|---|--|-----|----|--|----|--------------|----------|----------------|-----|----|---|-----|
| 1 | INTRO TO MUSIC HIST | N | 278-002-200 | LEC | 1 | | TR | 11:00-12:50P | SMB 1440 | AL-TAE, N.H. | 40 | 13 | G | 4.0 |
| 26C | HIST&ANLY-MUSIC I | Y | ----- | LEC | 1 | | TR | 11:00-12:50P | SMB 1439 | LE GUIN, E.C. | 40 | 13 | G | 4.0 |
| | | | RESTRICT: MUSIC HISTORY, MUSIC, MUSICOLOGY | | | | | | | | | | | |
| | | | 278-080-201 | LAB | 1A | | F | 10:00-10:50A | SMB 1421 | O'MEARA, C.P. | 20 | | | 0.0 |
| | | | 278-080-202 | LAB | 1B | | F | 11:00-11:50A | SMB 1421 | SELLIN, Y. | 20 | | | 0.0 |
| 126C | HIST&ANLY-MUSIC II | Y | ----- | LEC | 1 | | TR | 11:00-12:50P | SMB 1344 | FINK, R.W. | 40 | 13 | G | 4.0 |
| | | | RESTRICT: MUSIC HISTORY, MUSIC, MUSICOLOGY | | | | | | | | | | | |
| | | | 278-458-201 | LAB | 1A | | F | 10:00-10:50A | SMB 1420 | BERISH, A.S. | 20 | | | 0.0 |
| | | | 278-458-202 | LAB | 1B | | F | 11:00-11:50A | SMB 1420 | WAYTE, L.A. | 20 | | | 0.0 |
| 127G | MUSIC-OTHER TOPICS | Y | 278-468-200 | DIS | 1 | | R | 1:00- 3:50P | SMB 1354 | BRETT, P. | 10 | 16 | | 4.0 |
| 131 | AMERCN POPULAR SONG | N | 278-486-200 | LEC | 1 | | TR | 11:00-12:50P | SMB 1100 | BAUR, S.A. | 500 | 13 | | 4.0 |
| 133 | BACH | N | 278-498-200 | LEC | 1 | | TR | 9:00-10:50A | SMB 1200 | BRADSHAW, M.C. | 120 | 12 | | 4.0 |
| 135C | HISTORY OF OPERA | N | ----- | LEC | 1 | | MW | 11:00-12:50P | SMB 1200 | MORRIS, M.B. | 120 | 04 | | 4.0 |

| CATALOG NUMBER | COURSE TITLE | ENF REQ | IM ID NUMBER | CLS TYP | SEC | FEE | DAYS | TIME | BUILDING/ ROOM | INSTRUCTOR | ENRL CAP | XC | CR TP | UNITS |
|----------------|---------------------|---------|--------------|---------|-----|-----|------|--------------|----------------|----------------|----------|----|-------|-------|
| | | | 278-512-201 | LAB | 1A | | F | 9:00-9:50A | SMB 1344 | KENNAWAY, J.G. | 60 | | | 0.0 |
| | | | 278-512-202 | LAB | 1B | | F | 10:00-10:50A | SMB 1344 | SOBOLEVSKI, E. | 60 | | | 0.0 |
| 139 | HIST&LIT-CHURCH MUS | N | 278-534-200 | LEC | 1 | | TR | 11:00-12:50P | SMB 1421 | BRADSHAW, M.C. | 35 | 13 | | 4.0 |

Musicology

All L&S undergraduate courses, except independent studies and other similar courses without webpages, are subject to the Instructional Enhancement Fee. See Course Materials Fees under "Miscellaneous Fees" in the "Registration" section.

| | | | | | | | | | | | | | | |
|------|---------------------|---|-------------|--|---|--|--------|------------|----------|---------------|----|----|----|---------|
| 200C | CONTEMP MUSIC CRIT | N | 682-003-200 | SEM | 1 | | W | 2:00-4:50P | SMB 1818 | MCCLARY, S.K. | 10 | 30 | G | 6.0 |
| | | | | RESTRICT: MUSIC, MUSICOLOGY, ETHNOMUSICOLOGY & GRADUATE STUDENTS | | | | | | | | | | |
| 260D | HIST MSCLGY-CLASSCL | Y | 682-363-200 | SEM | 1 | | M | 2:00-4:50P | SMB 1818 | | 10 | 08 | G | 6.0 |
| 260F | HIST MSCLGY-20TH C | Y | 682-365-200 | SEM | 1 | | R | 2:00-4:50P | SMB 1818 | THE STAFF | 10 | 30 | G | 6.0 |
| | | | | RESTRICT: MUSIC, MUSICOLOGY, ETHNOMUSICOLOGY & GRADUATE STUDENTS | | | | | | | | | | |
| 375 | TCHNG APRNTC PRCTCM | N | 682-620-200 | SEM | 1 | | UNSCHE | | | WALSER, R.A. | 20 | 30 | SU | 1.0-4.0 |
| | | | | RESTRICT: MUSIC, MUSICOLOGY, ETHNOMUSICOLOGY & GRADUATE STUDENTS | | | | | | | | | | |

NAVAL SCIENCE

All L&S undergraduate courses, except independent studies and other similar courses without webpages, are subject to the Instructional Enhancement Fee. See Course Materials Fees under "Miscellaneous Fees" in the "Registration" section.

| | | | | | | | | | | | | | | |
|------|---------------------|---|-------------|-----|---|--|----|--------------|-------------|------------------|-----|----|--|-----|
| Z | DRILL | N | 283-002-200 | LAB | 1 | | T | 8:00-9:50A | HAINES A18 | FOCHLER, D.L. | 100 | 30 | | 0.0 |
| 20B | SEAPOWR&MARITM AFRS | N | 283-117-200 | LEC | 1 | | T | 2:00-3:50P | WOODEN 2302 | MACDIARMID, I.D. | 25 | 15 | | 2.0 |
| 101B | NAVIGATION II | Y | 283-311-200 | LEC | 1 | | TR | 10:00-11:50A | WOODEN 2302 | HIPP, M.C. | 25 | 13 | | 4.0 |
| 104 | EXPDTNRY MILTRY OPS | N | 283-336-200 | LEC | 1 | | MW | 10:00-11:50A | WOODEN 2302 | CUNNINGHAM, C.M. | 25 | 03 | | 4.0 |

NEAR EASTERN LANGUAGES AND CULTURES**Ancient Near East**

All L&S undergraduate courses, except independent studies and other similar courses without webpages, are subject to the Instructional Enhancement Fee. See Course Materials Fees under "Miscellaneous Fees" in the "Registration" section.

| | | | | | | | | | | | | | | |
|-------|-----------------------|---|-------------|-----------------------------|----|--|-----|--------------|--------------|--------------------|----|----|---|-----|
| 10W | JERUSALEM-HOLY CITY | Y | ----- | LEC | 1 | | TR | 9:30-10:45A | DODD 146 | SCHNIEDEWIND, W.M. | 80 | 12 | G | 5.0 |
| | | | 286-031-201 | DIS | 1A | | TBA | | | | 20 | | | 0.0 |
| | | | 286-031-202 | DIS | 1B | | R | 11:00-11:50A | MS 3915A | | 20 | | | 0.0 |
| | | | 286-031-203 | DIS | 1C | | T | 12:00-12:50P | HAINES A20 | | 20 | | | 0.0 |
| | | | 286-031-204 | DIS | 1D | | R | 12:00-12:50P | MS 5233 | | 20 | | | 0.0 |
| M104B | ANCIENT EGYPT CIV | N | ----- | LEC | 1 | | TR | 9:30-10:45A | BUNCHE 1209B | WENDRICH, W.Z. | 40 | 12 | | 4.0 |
| | | | | SAME AS : HIST M104B | | | | | | | | | | |
| | | | 286-301-201 | DIS | 1A | | M | 2:00-2:50P | HAINES A78 | | 10 | | | 0.0 |
| | | | 286-301-202 | DIS | 1B | | M | 3:00-3:50P | BUNCHE 3150 | | 10 | | | 0.0 |
| | | | 286-301-203 | DIS | 1C | | W | 2:00-2:50P | PUB POL 1284 | | 10 | | | 0.0 |
| | | | 286-301-204 | DIS | 1D | | W | 3:00-3:50P | PUB POL 1329 | | 10 | | | 0.0 |
| 120C | ELEM ANCN EGYPTIAN | N | 286-340-200 | LEC | 1 | | MWF | 10:00-10:50A | KINSEY 289 | SEDERHOLM, V.H. | 20 | 03 | | 4.0 |
| 161B | ARCHEOL-MESOPOTAMIA | N | 286-727-200 | LEC | 1 | | TR | 2:00-3:20P | ROLFE 2106 | CARTER, E.F. | 10 | 15 | | 4.0 |
| 240B | SEM-SMIRIAN LANG&LIT | N | 686-299-200 | SEM | 1 | | W | 4:00-6:50P | KINSEY 347 | ENGLUND, R.K. | 10 | 30 | | 4.0 |
| | | | | RESTRICT: GRADUATE STUDENTS | | | | | | | | | | |
| 240C | SEM-SMIRIAN LANG&LIT | N | 686-300-200 | SEM | 1 | | M | 4:00-6:50P | KINSEY 347 | ENGLUND, R.K. | 10 | 30 | | 4.0 |
| 262 | SEM-OBJECT ARCHAEOLOG | N | 686-360-200 | SEM | 1 | | TBA | | | CARTER, E.F. | 10 | 20 | | 4.0 |
| 263 | SEM-EGYPTN MONUMNTS | N | 686-370-200 | SEM | 1 | | TBA | | | WENDRICH, W.Z. | 10 | 30 | | 4.0 |

Ancient Near East 263: Ancient Egyptian Building and Use of Space

Arabic

All L&S undergraduate courses, except independent studies and other similar courses without webpages, are subject to the Instructional Enhancement Fee. See Course Materials Fees under "Miscellaneous Fees" in the "Registration" section.

| | | | | | | | | | | | | | | |
|------|---------------------|---|-------------|-----|---|--|-----|--------------|-------------|-----------------|----|----|---|-----|
| 1C | ELEMNTRY LIT ARABIC | N | 287-016-201 | LEC | 1 | | MWF | 1:00-2:50P | KINSEY 96 | KHAZAAL, N.M. | 25 | 06 | | 4.0 |
| | | | 287-016-202 | LEC | 2 | | MWF | 9:00-10:50A | KINSEY 96 | FISHBEIN, M. | 25 | 02 | | 4.0 |
| 102C | INTERMED LIT ARABIC | Y | 287-325-200 | LEC | 1 | | MWF | 11:00-12:50P | BUNCHE 2178 | FISHBEIN, M. | 25 | 04 | | 4.0 |
| 103C | ADVANCED ARABIC | Y | 287-344-200 | LEC | 1 | | TR | 2:00-3:50P | MS 3915D | | 12 | 15 | G | 4.0 |
| 110 | PARLLEL READ-ARABIC | N | 287-354-200 | DIS | 1 | | W | 11:00-11:50A | MS 3915H | | 12 | 06 | | 1.0 |
| 220 | SEM-ISLAMIC TEXTS | N | 687-106-200 | SEM | 1 | | W | 2:00-4:50P | ROLFE 3127 | POONAWALA, I.K. | 10 | 09 | | 4.0 |

Armenian

All L&S undergraduate courses, except independent studies and other similar courses without webpages, are subject to the Instructional Enhancement Fee. See Course Materials Fees under "Miscellaneous Fees" in the "Registration" section.

| | | | | | | | | | | | | | | |
|------|---------------------|---|-------------|-----|---|--|----|--------------|--------------|----------------|----|----|---|-----|
| 101C | ELEM WSTRN ARMENIAN | Y | 288-319-200 | LEC | 1 | | TR | 9:00-10:50A | BUNCHE 3153 | HAGOPIAN, G. | 30 | 12 | | 4.0 |
| 102C | INTRMD WST ARMENIAN | Y | 288-339-200 | LEC | 1 | | TR | 11:00-12:50P | BUNCHE 3153 | HAGOPIAN, G. | 30 | 13 | | 4.0 |
| 104C | ELEM MOD EAST ARMEN | Y | 288-370-200 | LEC | 1 | | MW | 10:00-11:50A | PUB POL 1256 | KESHISHIAN, A. | 30 | 03 | G | 4.0 |
| 106C | ADV MOD EAST ARMEN | Y | 288-376-200 | LEC | 1 | | MW | 12:00-1:50P | PUB POL 2284 | KESHISHIAN, A. | 30 | 05 | G | 4.0 |
| 160B | ARMEN LIT-19&20 CEN | Y | 288-651-200 | LEC | 1 | | MW | 2:00-3:50P | BUNCHE 3153 | COWE, P.S. | 25 | 07 | | 4.0 |
| 230C | ELEM CLSCL ARMENIAN | Y | 688-182-200 | LEC | 1 | | TR | 11:00-12:20P | ROLFE 3106 | COWE, P.S. | 10 | 13 | G | 4.0 |

Hebrew

All L&S undergraduate courses, except independent studies and other similar courses without webpages, are subject to the Instructional Enhancement Fee. See Course Materials Fees under "Miscellaneous Fees" in the "Registration" section.

| | | | | | | | | | | | | | | |
|------|---------------------|---|-------------|-----|---|--|-------|--------------|--------------|------------|----|----|---|-----|
| 1C | ELEMENTARY HEBREW | N | 290-007-200 | LEC | 1 | | MTWRF | 11:00-11:50A | KINSEY 365 | EZER, N. | 30 | 09 | | 4.0 |
| | | | 290-007-201 | LEC | 2 | | MTWRF | 12:00-12:50P | KINSEY 365 | EZER, N. | 30 | 09 | | 4.0 |
| 102C | INTERMEDIATE HEBREW | Y | 290-398-200 | LEC | 1 | | MWF | 10:00-10:50A | PUB POL 2242 | EZER, N. | 30 | 03 | | 4.0 |
| | | | | | | | TR | 1:00-1:50P | KINSEY 365 | | | | | |
| 103C | ADVANCED HEBREW | Y | 290-448-200 | LEC | 1 | | TR | 9:30-10:45A | KINSEY 184 | HAKAK, L. | 20 | 12 | | 4.0 |
| 190B | SURVEY HEBREW GRAMM | Y | 290-838-200 | LEC | 1 | | MW | 2:00-3:15P | ROLFE 2134 | SABAR, Y. | 15 | 07 | | 4.0 |
| 220 | STD-HEBR BIBLCL LIT | N | 690-111-200 | SEM | 1 | | T | 12:00-2:50P | DICKSON 4260 | BARR, J.K. | 10 | 15 | G | 4.0 |

Hebrew 220: Deuteronomy

Iranian

All L&S undergraduate courses, except independent studies and other similar courses without webpages, are subject to the Instructional Enhancement Fee. See Course Materials Fees under "Miscellaneous Fees" in the "Registration" section.

| | | | | | | | | | | | | | | |
|------|---------------------|---|-------------|-----|---|--|-----|-------------|-------------|------------------|----|----|--|-----|
| 1C | ELEMENTARY PERSIAN | Y | 291-003-200 | LEC | 1 | | MWF | 9:00-10:50A | KINSEY 365 | HAGIGI, L.E. | 30 | 02 | | 4.0 |
| | | | 291-003-202 | LEC | 2 | | MWF | 3:00-4:50P | KINSEY 365 | | 30 | 08 | | 4.0 |
| 20C | ACCLRT ELEM PERSIAN | Y | 291-063-200 | LEC | 1 | | MWF | 9:00-10:50A | HAINES A44 | POURJAVADY, A.H. | 40 | 02 | | 6.0 |
| 102C | INTRMEDIATE PERSIAN | Y | 291-341-200 | LEC | 1 | | MWF | 1:00-2:50P | KINSEY 365 | HAGIGI, L.E. | 45 | 06 | | 4.0 |
| 104 | PHILOSOPHICAL TEXTS | N | 291-361-200 | LEC | 1 | | W | 1:00-3:50P | BUNCHE 3170 | ALWISHAH, A. | 20 | 06 | | 4.0 |
| 131 | JUDEO-PERSN-LIT&CLT | N | 291-526-200 | LEC | 1 | | T | 4:00-6:50P | HAINES A20 | ZIAI, H. | 20 | 15 | | 4.0 |

| CATALOG NUMBER | COURSE TITLE | ENF REQ | IM ID NUMBER | CLS TYP | SEC | FEE | DAYS | TIME | BUILDING/ ROOM | INSTRUCTOR | ENRL CAP | XC | CR TP | UNITS |
|--|---------------------|---------|--|---------|-----|-------|--------|--------------|----------------|--------------------|----------|----|-------|----------|
| 136 | ECO&BHVR&EVOLTN LAB | Y | 309-510-202 | DIS | 1B | | R | 12:00-12:50P | LS 4127 | | 20 | | | 0.0 |
| | | | 309-510-203 | DIS | 1C | | F | 8:00- 8:50A | LS 4127 | | 20 | | | 0.0 |
| | | | 309-510-204 | DIS | 1D | | F | 9:00- 9:50A | LS 4127 | | 20 | | | 0.0 |
| | | | ----- | LEC | 1 | | M | 12:00- 1:50P | GEOLOGY 6704 | FONG, P.M. | 40 | 05 | G | 6.0 |
| | | | 309-516-201 | LAB | 1A | | W | 12:00- 3:50P | BOTANY 306 | | 20 | | | 0.0 |
| 154 | CALIFORNIA ECOSSTMS | Y | 309-516-202 | LAB | 1B | | F | 12:00- 3:50P | BOTANY 306 | | 20 | | | 0.0 |
| | | | ----- | LEC | 1 | | TR | 9:30-10:45A | BOTANY 325 | RUNDEL, P.W. | 30 | 12 | | 5.0 |
| | | | 309-624-201 | LAB | 1A | | T | 11:00- 2:50P | LS 1113 | | 30 | | | 0.0 |
| M158 | CELL BIOLOGY | Y | ----- | LEC | 1 | \$ 45 | MWF | 10:00-10:50A | GEOLOGY 3656 | ZEIGER, E. | 34 | 03 | G | 6.0 |
| | | | SAME AS : PHY SCI M158 | | | | | | | | | | | |
| M166 | ANIMAL PHYSIOLOGY | Y Y | 309-648-201 | LAB | 1A | | T | 1:00- 6:50P | WG YOUNG 2337 | | 17 | | | 0.0 |
| | | | 309-648-202 | LAB | 1B | | R | 1:00- 6:50P | WG YOUNG 2337 | | 17 | | | 0.0 |
| | | | ----- | LEC | 1 | \$ 45 | MWF | 12:00-12:50P | BOTANY 325 | DELLA CORTE, C. | 78 | 05 | | 0.0 |
| | | | SAME AS : PHY SCI M166 | | | | | | | | | | | |
| 168 | MARINE PHYTOPLANKTN | Y | 309-696-201 | LAB | 1A | | M | 2:00- 6:50P | LS 5309 | | 13 | | G | 6.0 |
| | | | 309-696-202 | LAB | 1B | | T | 8:00-12:50P | LS 5309 | | 13 | | G | 6.0 |
| | | | 309-696-203 | LAB | 1C | | T | 2:00- 6:50P | LS 5309 | | 13 | | G | 6.0 |
| | | | 309-696-204 | LAB | 1D | | W | 2:00- 6:50P | LS 5309 | | 13 | | G | 6.0 |
| | | | 309-696-205 | LAB | 1E | | R | 8:00-12:50P | LS 5309 | | 13 | | G | 6.0 |
| | | | 309-696-206 | LAB | 1F | | R | 2:00- 6:50P | LS 5309 | | 13 | | G | 6.0 |
| | | | ----- | LEC | 1 | | MWF | 2:00- 2:50P | BOTANY 325 | GONZALEZ, E. | 30 | 07 | G | 4.0 |
| M173 | ANA&PHYSI-SENSE ORG | Y | 309-709-201 | DIS | 1A | | R | 3:00- 3:50P | WG YOUNG 4216 | | 30 | | | 0.0 |
| | | | ----- | LEC | 1 | | TR | 9:30-10:45A | GEOLOGY 6704 | NARINS, P.M. | 10 | 12 | G | 4.0 |
| SAME AS : PHY SCI M173 | | | | | | | | | | | | | | |
| 182 | POPULATION ECOLOGY | Y | 309-738-201 | DIS | 1A | | R | 1:00- 1:50P | LS 4127 | | 5 | | | 0.0 |
| | | | 309-738-202 | DIS | 1B | | R | 2:00- 2:50P | LS 4127 | | 5 | | | 0.0 |
| | | | ----- | LEC | 1 | | TBA | | | THE STAFF | | 20 | 30 | G |
| OBEE 182 will be taught at the White Mountain Research Station (WMRS). RESTRICT: INSTRUCTOR CONSENT | | | | | | | | | | | | | | |
| 183 | APPLIED CNSRVTN BIO | Y | 309-792-201 | FLD | 1A | | | | | | 20 | | | 0.0 |
| | | | ----- | LEC | 1 | | TBA | | | THE STAFF | | 20 | 30 | G |
| OBEE 183 will be taught at the White Mountain Research Station (WMRS). RESTRICT: INSTRUCTOR CONSENT | | | | | | | | | | | | | | |
| 184 | PHYSIOLOGCL ECOLOGY | Y | 309-798-201 | FLD | 1A | | | | | | 20 | | | 0.0 |
| | | | ----- | LEC | 1 | | TBA | | | THE STAFF | | 20 | 30 | G |
| OBEE 184 will be taught at the White Mountain Research Station (WMRS). RESTRICT: INSTRUCTOR CONSENT | | | | | | | | | | | | | | |
| CM189A | THEORTCL BHVRL ECOL | N | 309-804-201 | FLD | 1A | | | | | | 20 | | | 0.0 |
| | | | 309-834-200 | LEC | 1 | | TR | 9:30-10:45A | MS 7608 | BOYD, R. | 10 | 12 | G | 4.0 |
| SAME AS : ANTHRO CM189A | | | | | | | | | | | | | | |
| 190A | HONORS RESEARCH | N | 309-840-200 | TUT | 1 | | | UNSCHE | | VAN VALKENBURGH, B | 15 | 30 | T1 | 2.0- 4.0 |
| RESTRICT: DEPARTMENT CONSENT | | | | | | | | | | | | | | |
| 190B | HONORS RESEARCH | N | 309-841-200 | TUT | 1 | | | UNSCHE | | VAN VALKENBURGH, B | 15 | 30 | T2 | 2.0- 4.0 |
| RESTRICT: DEPARTMENT CONSENT | | | | | | | | | | | | | | |
| 190C | HONORS RESEARCH | N | 309-842-200 | TUT | 1 | | | UNSCHE | | VAN VALKENBURGH, B | 15 | 30 | G | 2.0- 4.0 |
| RESTRICT: DEPARTMENT CONSENT | | | | | | | | | | | | | | |
| 190D | HONORS RESEARCH | N | 309-843-200 | TUT | 1 | | | UNSCHE | | VAN VALKENBURGH, B | 15 | 30 | G | 2.0- 4.0 |
| RESTRICT: DEPARTMENT CONSENT | | | | | | | | | | | | | | |
| M194 | TPCS-BIOMEDICAL SCI | N | 309-864-200 | SEM | 1 | | F | 4:00- 5:50P | LS 4357 | GONZALEZ, E. | 5 | 30 | | 2.0 |
| | | | SAME AS : MCD BIO M194, PHY SCI M194 RESTRICT: INSTRUCTOR CONSENT | | | | | | | | | | | |
| 197 | SELECT TOPICS-OBEE | N | 309-864-201 | SEM | 2 | | W | 6:00- 7:50P | LS 4357 | WEISS, R.L. | 5 | 30 | | 2.0 |
| | | | RESTRICT: INSTRUCTOR CONSENT | | | | | | | | | | | |
| C207 | INVERTEBRATE ANIMAL | N | 309-868-200 | SEM | 1 | | | UNSCHE | | THE STAFF | 15 | 30 | | 1.0- 4.0 |
| | | | RESTRICT: DEPARTMENT CONSENT | | | | | | | | | | | |
| 218 | OCEANOLOGY | N | ----- | LEC | 1 | | TR | 12:30- 1:45P | GEOLOGY 6704 | | 48 | 14 | G | 6.0 |
| | | | 709-042-201 | LAB | 1A | | TR | 2:00- 4:50P | LS 1315 | | 24 | | | 0.0 |
| | | | 709-042-202 | LAB | 1B | | WF | 2:00- 4:50P | LS 1315 | | 24 | | | 0.0 |
| M238 | OCEAN DYNMCS&CLIMAT | N | 709-108-200 | LEC | 1 | | | UNSCHE | | THE STAFF | 10 | 30 | | 4.0 |
| | | | RESTRICT: BIO,MB,MIC,M&I,BIOCH,CHM,MCD GRAD | | | | | | | | | | | |
| 251 | SEMINAR-SYSTEMATICS | N | 709-228-200 | LEC | 1 | | TBA | | MS | GRUBER, N. | 10 | 20 | G | 4.0 |
| | | | SAME AS : ATMOSCI M235 | | | | | | | | | | | |
| 272 | SEM-MARINE BIOLOGY | N | 709-306-200 | SEM | 1 | | TBA | | BUTH, D.G. | 10 | 30 | | 2.0 | |
| 279 | EVOLUTIONRY BIOLOGY | Y | 709-432-200 | SEM | 1 | | TBA | | GORDON, M.S. | 10 | 30 | | 2.0 | |
| | | | 709-474-200 | SEM | 1 | | UNSCHE | | JACOBS, D.K. | 10 | 30 | | 2.0 | |
| RESTRICT: BIO,MB,MIC,M&I,BIOCH,CHM,MCD GRAD | | | | | | | | | | | | | | |
| 291 | PHYSL&BIOCH-ARTHROP | N | 709-540-200 | SEM | 1 | | | UNSCHE | | ENGELMANN, F. | 10 | 30 | | 2.0 |
| | | | RESTRICT: BIO,MB,MIC,M&I,BIOCH,CHM,MCD GRAD | | | | | | | | | | | |
| CM295A | THEORTCL BHVRL ECOL | N | 709-570-200 | LEC | 1 | | TR | 9:30-10:45A | MS 7608 | BOYD, R. | 5 | 12 | G | 4.0 |
| | | | SAME AS : ANTHRO CM289A | | | | | | | | | | | |
| 375 | TCHNG APRNTC PRCTCM | N | 709-620-200 | SEM | 1 | | | UNSCHE | | VAN VALKENBURGH, B | 100 | 30 | SU | 1.0- 4.0 |
| | | | RESTRICT: BIO,MB,MIC,M&I,BIOCH,CHM,MCD GRAD RESTRICT: GRADUATE STUDENTS | | | | | | | | | | | |
| PATHOLOGY AND LABORATORY MEDICINE | | | | | | | | | | | | | | |
| 231C | PATHPHYSIOL-DISEASE | Y | 706-128-200 | LEC | 1 | | | TBA | HLTHSCI | NAEIM, F. | 10 | 30 | T2 | 6.0 |
| RESTRICT: GRADUATE STUDENTS | | | | | | | | | | | | | | |
| M237 | FOUNDATIONS-DISEASE | N | 706-170-200 | LEC | 1 | | WF | 10:00-11:50A | HLTHSCI 13265 | NEUFELD, E.F. | 20 | 30 | | 4.0 |
| | | | SAME AS : BIOL CH M237 RESTRICT: GRADUATE STUDENTS | | | | | | | | | | | |
| 255 | MAPPING HUMN GENOME | N | 706-326-200 | LEC | 1 | | | TBA | HLTHSCI | GATTI, R.A. | 20 | 30 | | 3.0 |
| RESTRICT: GRADUATE STUDENTS | | | | | | | | | | | | | | |
| M294 | MOLEC BASIS-CANCER | Y | 706-564-200 | LEC | 1 | | MF | 4:00- 4:50P | HLTHSCI | HANKINSON, O. | 15 | 30 | G | 4.0 |
| | | | RESTRICT: GRADUATE STUDENTS | | | | | | | | | | | |
| SAME AS : MIC&IMM M294 | | | | | | | | | | | | | | |
| 298C | DISEASE MECHANISMS | N | 706-597-200 | LEC | 1 | | | TBA | HLTHSCI | HANKINSON, O. | 6 | 30 | | 2.0 |
| | | | RESTRICT: GRADUATE STUDENTS | | | | | | | | | | | |
| PEDIATRICS | | | | | | | | | | | | | | |
| 98 | ETHCS&ART&SCI-MEDCN | N | 308-269-200 | SEM | 1 | | F | 8:00-10:50A | REED C240 | GABRIEL, R.S. | 20 | 03 | G | 4.0 |

Table with columns: CATALOG NUMBER, COURSE TITLE, ENF REQ, IM ID, NUMBER, CLS TYP, SEC, FEE, DAYS, TIME, BUILDING/ ROOM, INSTRUCTOR, ENRL CAP, XC, CR TP, UNITS. Row 495: TEACHNG-COLL PHILOS, N, 712-795-200, SEM 1, M, 10:00-10:50A, DODD 399, CARRIERO, J.P., 15, 30, SU, 2.0- 4.0

PHYSICS AND ASTRONOMY

Astronomy

All L&S undergraduate courses, except independent studies and other similar courses without webpages, are subject to the Instructional Enhancement Fee. See Course Materials Fees under "Miscellaneous Fees" in the "Registration" section.

Table listing astronomy courses: 3 ASTR-NATURE OF UNIV, 5 LIFE IN THE UNIVS, 6 CHANG CNCPT-UNIVERS, 7 ASTRONOMY AND MEDIA, 82 STELLR EVOL&GALAXYS, 117 RADTN&FLUIDS-ASTRPH, 140 STELR SYSTM&CSMLGY, 273 STELLAR PHOTOSPHERE, 278 SPECIAL TOPIC-ASTRO, 279 CURRENT ASTRO RSRCH, 281 QUANTM MECH-ASTRPHY, M297 RSCH-ASTRPRCCL PHYS, 375 TCHNG APRNTC PRCTCM

Physics

All L&S undergraduate courses, except independent studies and other similar courses without webpages, are subject to the Instructional Enhancement Fee. See Course Materials Fees under "Miscellaneous Fees" in the "Registration" section.

Table listing physics courses: 1A MECHANICS, 1B OSCILTNS&WAVES&FLDS, 1C ELECTRODYNMC&OPTICS, 1CH ELECDYNM&OPTCS-HNRS, 1Q CONTEMPRARY PHYSICS, 4AL LAB-MECHANICS

| CATALOG NUMBER | COURSE TITLE | ENF REQ | IM ID NUMBER | CLS TYP | SEC | FEE | DAYS | TIME | BUILDING/ ROOM | INSTRUCTOR | ENRL CAP | XC | CR TP | UNITS |
|---|----------------------|---------|----------------------------|------------|---------|-----|------------|----------------------------|--------------------|-------------------|----------|----|-------|------------|
| M212 | CELL PHYSIO&BIOPHYS | Y | 721-018-201 721-072-200 | LAB LEC | 1A 1 | | TBA TBA | | HLTHSCI | THE STAFF | 5 10 | 30 | G | 0.0 6.0 |
| SAME AS : MCD BIO M237, PHYSIOL M212 RESTRICT: GRADUATE STUDENTS | | | | | | | | | | | | | | |
| 215 | MOLEC&CELL FOUNDTNS | N | 721-090-200 | LEC | 1 | | TBA | | HLTHSCI | TIDBALL, J.G. | 10 | 30 | G | 5.0 |
| M227 | REPRODUCTIVE SYSTEM | N | 721-162-200 | LEC | 1 | | M T | 3:00- 4:50P 1:00- 2:50P | HLTHSCI HLTHSCI | 24132 24132 | 10 | 08 | G | 4.0 |
| SAME AS : NEURBIO M227 RESTRICT: GRADUATE STUDENTS | | | | | | | | | | | | | | |
| C237 | ADPTATN-CRDIOVSCULR | N | 721-223-200 | LEC | 1 | | MWF | 9:00- 9:50A | GEOLOGY | 3656 | 10 | 02 | G | 4.0 |
| RESTRICT: GRADUATE STUDENTS | | | | | | | | | | | | | | |
| C252 | ANAT&PHYSIO&BIOMECH | Y | 721-313-200 | LEC | 1 | | TR | 8:00- 9:15A | BOTANY | 325 | 10 | 11 | G | 5.0 |
| RESTRICT: GRADUATE STUDENTS | | | | | | | | | | | | | | |
| Physiological Science M263 will have an organizational meeting at 9 a.m. Monday, April 1, 2002, in 2859 Slichter Hall. | | | | | | | | | | | | | | |
| M263 | NEURNL-RHYTHM MVMTS | Y | 721-378-200 | LEC | 1 | | TBA | | | CHANDLER, S.H. | 10 | 30 | | 4.0 |
| SAME AS : NEUROSC M263 RESTRICT: GRADUATE STUDENTS | | | | | | | | | | | | | | |
| 270B | MOD CONCEPT-PHYSIOL | Y | 721-421-200 | LEC | 1 | | F | 9:30-11:50A | BOTANY | 328 | 20 | 03 | G | 4.0 |
| RESTRICT: GRADUATE STUDENTS | | | | | | | | | | | | | | |
| C294 | ADVANCES-NEUROPHYS | N | 721-567-200 | SEM | 1 | | T | 9:30-10:50A | HLTHSCI | 73240 | 0 | 11 | SU | 1.0 |
| RESTRICT: INSTRUCTOR CONSENT | | | | | | | | | | | | | | |
| PHYSIOLOGY | | | | | | | | | | | | | | |
| 201B | ORGAN SYSTM PHYSIOL | N | ----- | LEC | 1 | | MTWRF | 10:00-10:50A | HLTHSCI | 73105A | 20 | 03 | T2 | 6.0 |
| RESTRICT: INSTRUCTOR CONSENT | | | | | | | | | | | | | | |
| M203B | NEUROSCIENCE | N | 720-020-201 | LAB | 1A | | TWR MT | 1:00- 4:50P 8:00- 9:50A | HLTHSCI HLTHSCI | 73105A | 20 10 | 30 | T2 | 0.0 4.0 |
| SAME AS : NEURBIO M203B RESTRICT: INSTRUCTOR CONSENT | | | | | | | | | | | | | | |
| M212 | CELL PHYSIO&BIOPHYS | Y | 720-035-201 720-085-200 | LAB LEC | 1A 1 | | F | 1:00- 2:50P | HLTHSCI HLTHSCI | 63127 | 10 10 | 30 | G | 0.0 6.0 |
| SAME AS : MCD BIO M237, PHY SCI M212 RESTRICT: GRADUATE STUDENTS | | | | | | | | | | | | | | |
| 221 | CELL PHYSL-EXCTBLTY | Y | 720-131-200 | LEC | 1 | | TBA | | HLTHSCI | VERGARA/BEZANILLA | 20 | 30 | | 6.0 |
| RESTRICT: GRADUATE STUDENTS | | | | | | | | | | | | | | |
| Physiology 298 meets every other Wednesday. | | | | | | | | | | | | | | |
| 298 | TOPICS-PHYSIOLOGY | N | 720-588-200 | DIS | 1 | | TBA | | | THE STAFF | 20 | 30 | | 2.0- 4.0 |
| RESTRICT: PHYSIOLOGY MAJORS | | | | | | | | | | | | | | |
| POLICY STUDIES | | | | | | | | | | | | | | |
| 10A | INTRO-PUBLIC POLICY | N | 323-030-200 | LEC | 1 | | MW | 10:00-11:20A | PUB POL | 2270 | 75 | 03 | G | 4.0 |
| CM110 | INFORMTN SUPERHGHWY | N | 323-360-200 | LEC | 1 | | F | 9:00-11:50A | KINSEY | 247 | 5 | 30 | G | 4.0 |
| SAME AS : COM STD M155 | | | | | | | | | | | | | | |
| M116 | NUCLEAR WEAPONS | N | 323-396-200 | LEC | 1 | | TR | 12:30- 1:45P | DODD | 121 | 35 | 14 | G | 4.0 |
| SAME AS : ENVIRON M165, HNRS M119 | | | | | | | | | | | | | | |
| C117 | CRISIS-US FORGN POL | N | 323-402-200 | LEC | 1 | | T | 2:00- 4:50P | PUB POL | 4357B | 15 | 15 | G | 4.0 |
| RESTRICT: INSTRUCTOR CONSENT | | | | | | | | | | | | | | |
| C124 | BUDGET POLITICS | N | 323-444-100 | LEC | 1 | | W | 2:30- 5:20P | PUB POL | 2242 | 10 | 09 | G | 4.0 |
| C125 | AFFIRMATIVE ACTION | N | 323-450-200 | LEC | 1 | | TR | 10:30-11:50A | PUB POL | 1329 | 10 | 30 | G | 4.0 |
| 197 | SEM-POLICY STUDIES | Y | 323-888-200 | LEC | 1 | | W | 1:00- 3:50P | PUB POL | 2343 | 40 | 06 | G | 4.0 |
| 206 | PLCY ADOPTN&IMPLMNT | N | 723-037-200 | LEC | 1 | | MW | 9:00-10:20A | PUB POL | 2238 | 40 | 02 | G | 4.0 |
| RESTRICT: POLICY STUDIES GRADUATE STUDENTS | | | | | | | | | | | | | | |
| 207 | INTL POLTCL ECONOMY | N | 723-043-200 | LEC | 1 | | W | 2:00- 4:50P | CORNELL | D310 | 18 | 30 | G | 4.0 |
| RESTRICT: POLICY STUDIES GRADUATE STUDENTS | | | | | | | | | | | | | | |
| M221 | TRAVL BEHAVIOR ANLY | Y | 723-126-200 | LEC | 1 | | W | 2:00- 4:50P | PUB POL | 2238 | 5 | 09 | G | 4.0 |
| SAME AS : URB PLN M256 RESTRICT: GRADUATE STUDENTS | | | | | | | | | | | | | | |
| M224B | ADV GEOG INFO SYSTM | Y | 723-146-200 | LEC | 1 | | MW | 12:30- 1:50P | PUB POL | 1015A | 10 | 05 | G | 4.0 |
| M228 | LDRSHP&DEVL P&GOVNCE | N | 723-134-200 | LEC | 1 | | T | 9:00-11:50A | PUB POL | 4357B | 5 | 11 | G | 4.0 |
| SAME AS : SOC WEL M241E, URB PLN M288 RESTRICT: GRADUATE STUDENTS | | | | | | | | | | | | | | |
| 234 | LABR MRKT&SOCL PLCY | N | 723-156-200 | LEC | 1 | | M | 1:00- 3:50P | PUB POL | 6362 | 15 | 30 | G | 4.0 |
| C239 | BUDGET POLITICS | N | 723-178-200 | LEC | 1 | | W | 2:30- 5:20P | PUB POL | 2242 | 10 | 09 | G | 4.0 |
| M243 | COMM DEV&HOUSNG POL | N | 723-192-200 | LEC | 1 | | R | 2:00- 4:50P | PUB POL | 3343C | 5 | 16 | G | 4.0 |
| SAME AS : SOC WEL M290U, URB PLN M275 | | | | | | | | | | | | | | |
| C248 | AFFIRMATIVE ACTION | N | 723-224-200 | LEC | 1 | | TR | 10:30-11:50A | PUB POL | 1329 | 10 | 30 | G | 4.0 |
| RESTRICT: GRADUATE STUDENTS | | | | | | | | | | | | | | |
| M268 | MICECNM THR-HL SECT | Y | 723-408-200 | LEC | 1 | | TR | 1:00- 2:50P | PUB HLT | 31235 | 0 | 30 | G | 4.0 |
| SAME AS : HLT SER M236 | | | | | | | | | | | | | | |
| C270 | INFORMTN SUPERHGHWY | N | 723-420-200 | LEC | 1 | | F | 9:00-11:50A | KINSEY | 247 | 5 | 30 | G | 4.0 |
| RESTRICT: GRADUATE STUDENTS | | | | | | | | | | | | | | |
| 271 | URB POV&WRKFRCE DEV | N | 723-426-200 | LEC | 1 | | W | 1:00- 3:50P | BUNCHE | 3211 | 20 | 06 | G | 4.0 |
| C272 | CRISIS-US FORGN POL | N | 723-432-200 | LEC | 1 | | T | 2:00- 4:50P | PUB POL | 4357B | 15 | 15 | G | 4.0 |
| M280B | GROWTH&SCI&TECHNLGY | N | 723-482-200 | LEC | 1 | | M | 3:00- 5:30P | CORNELL | D313 | 5 | 08 | | 4.0 |
| SAME AS : MGMT M292B | | | | | | | | | | | | | | |
| 290 | TOPCS-PUBLIC POLICY | N | 723-540-201 | DIS | 1 | | T | 6:00- 9:50P | PUB POL | 2343 | 25 | 30 | G | 4.0 |
| Policy Studies 290, discussion 1: Organizations at the Crossroads: Transforming the Los Angeles Police Department | | | | | | | | | | | | | | |
| | | | 723-540-203 | DIS | 3 | | MW | 10:30-12:20P | PUB POL | 2355 | 60 | 03 | G | 4.0 |
| Policy Studies 290, discussion 3: Family-Based Community Development | | | | | | | | | | | | | | |
| | | | 723-540-003 | DIS | 4 | | M | 2:30- 5:20P | PUB POL | 3343C | 20 | 08 | G | 4.0 |
| Policy Studies 290, discussion 4: Cultural Policy | | | | | | | | | | | | | | |
| 298A | APPLIED POLICY ANLY | N | 723-588-200 | SEM | 1 | | M | 1:00- 3:50P | PUB POL | 2343 | 40 | 05 | G | 4.0 |
| RESTRICT: POLICY STUDIES GRADUATE STUDENTS | | | | | | | | | | | | | | |
| POLITICAL SCIENCE | | | | | | | | | | | | | | |
| All L&S undergraduate courses, except independent studies and other similar courses without webpages, are subject to the Instructional Enhancement Fee. See Course Materials Fees under "Miscellaneous Fees" in the "Registration" section. | | | | | | | | | | | | | | |
| Political Science undergraduate class discussion sections will NOT meet prior to the first lecture meeting. | | | | | | | | | | | | | | |
| 6 | INTRO-QUANTVE RSCH | N | ----- | LEC | 1 | | T R | 9:00-10:50A 9:00-10:50A | LS PUB POL | 2142 2035B | 36 | 15 | | 0.0 |
| | | | 324-055-201 | DIS | 1A | | T | 4:00- 4:50P | BUNCHE | 3161 | 6 | | | 4.0 |
| | | | 324-055-202 | DIS | 1B | | T | 4:00- 4:50P | ROLFE | 3123 | 6 | | | 4.0 |

| CATALOG NUMBER | COURSE TITLE | ENF REQ | IM | ID NUMBER | CLS TYP | SEC | FEE | DAYS | TIME | BUILDING/ ROOM | INSTRUCTOR | ENRL CAP | XC | CR TP | UNITS | |
|----------------|---------------------|--|----|-------------|---------|-----|-----|------|--------------|----------------|----------------|----------|----|-------|-------|--|
| 204 | GAME THEORY-POLITCS | N | | 724-025-200 | SEM | 1 | | W | 2:00- 5:50P | BUNCHE 1265 | TSEBELIS, G. | 15 | 09 | | 4.0 | |
| | | RESTRICT: GRADUATE STUDENTS | | | | | | | | | | | | | | |
| 209 | FRML THRY&QUANT MTD | N | | 724-048-200 | SEM | 1 | | R | 6:00- 8:50P | BUNCHE 3288 | HONAKER, J.A. | 15 | 24 | | 4.0 | |
| | | RESTRICT: GRADUATE STUDENTS Political Science 209, seminar 1: Evolutionary Game Theory | | | | | | | | | | | | | | |
| | | | | 724-048-220 | SEM | 2 | | M | 2:00- 4:50P | BUNCHE 1265 | GILENS, M.I. | 15 | 08 | | 4.0 | |
| | | RESTRICT: GRADUATE STUDENTS Political Science 209, seminar 2: Survey Design and Analysis | | | | | | | | | | | | | | |
| C218 | SEL TOPICS POL THRY | N | | 724-101-200 | DIS | 1 | | W | 1:00- 3:50P | BUNCHE 4280 | MCCLURE, K.M. | 15 | 06 | | 4.0 | |
| | | RESTRICT: GRADUATE STUDENTS Political Science C218: Readings in History, Theory, and the Subject of Rights (II) | | | | | | | | | | | | | | |
| 219 | WRKSH-POLITCL THRY | N | | 724-115-200 | DIS | 1 | | T | 1:00- 3:50P | BUNCHE 4280 | PATEMAN, C. | 15 | 15 | | 4.0 | |
| | | RESTRICT: GRADUATE STUDENTS Political Science 219: Political Theory Workshop | | | | | | | | | | | | | | |
| C221 | ADV INTNL RLTN THRY | N | | 724-121-200 | DIS | 1 | | R | 12:00- 3:50P | BUNCHE 3288 | STEIN, A.A. | 20 | 16 | | 4.0 | |
| | | RESTRICT: GRADUATE STUDENTS | | | | | | | | | | | | | | |
| C239 | INTERNL RELATIONS | N | | 724-256-200 | DIS | 1 | | M | 10:00-12:50P | HAINES A78 | BAUM, M.A. | 15 | 01 | | 4.0 | |
| | | RESTRICT: GRADUATE STUDENTS Political Science C239, discussion 1: Media, Public Opinion, and Foreign Policy | | | | | | | | | | | | | | |
| | | | | 724-256-220 | DIS | 2 | | R | 3:00- 5:50P | BUNCHE 1265 | LOHMANN, S. | 15 | 16 | | 4.0 | |
| | | RESTRICT: GRADUATE STUDENTS Political Science C239, discussion 2: Plural Rationality and Public Choice | | | | | | | | | | | | | | |
| C245 | MIDDLE EASTRN PLTCS | N | | 724-280-200 | SEM | 1 | | T | 9:00-11:50A | BUNCHE 3288 | BINDER, L. | 15 | 11 | | 4.0 | |
| | | RESTRICT: GRADUATE STUDENTS | | | | | | | | | | | | | | |
| 256 | EXTRNL-DMSTC POLTCS | N | | 724-347-200 | DIS | 1 | | M | 2:00- 4:50P | BUNCHE 3288 | ROGOWSKI, R.L. | 15 | 08 | | 4.0 | |
| | | RESTRICT: GRADUATE STUDENTS | | | | | | | | | | | | | | |
| 259 | SEL TOPC-COMPAR POL | N | | 724-365-200 | DIS | 1 | | T | 5:00- 7:50P | BUNCHE 4280 | ANDERSON, R.D. | 15 | 22 | | 4.0 | |
| | | RESTRICT: GRADUATE STUDENTS Political Science 259: Political Linguistics | | | | | | | | | | | | | | |
| M261D | SEM-POLITICAL PSYCH | Y | | 724-384-200 | SEM | 1 | | R | 1:00- 3:50P | FRANZ 5461 | SEARS, D.O. | 10 | 16 | | 4.0 | |
| | | SAME AS : PSYCH M228B RESTRICT: GRADUATE STUDENTS | | | | | | | | | | | | | | |
| C264 | POLITICS & SOCIETY | N | | 724-400-200 | DIS | 1 | | W | 2:00- 4:50P | BUNCHE 2168 | GILLIAM, F.D. | 20 | 09 | | 4.0 | |
| | | RESTRICT: GRADUATE STUDENTS | | | | | | | | | | | | | | |
| 275 | AMER PLTCL INSTTTNS | N | | 724-480-200 | SEM | 1 | | T | 9:00-11:50A | BUNCHE 3165 | SINCLAIR, B.L. | 15 | 11 | | 4.0 | |
| | | RESTRICT: GRADUATE STUDENTS | | | | | | | | | | | | | | |
| 293 | GREAT IDEAS-SOC SCI | N | | 724-573-200 | SEM | 1 | | TBA | | | LOHMANN, S. | 20 | 30 | SU | 2.0 | |
| | | RESTRICT: GRADUATE STUDENTS | | | | | | | | | | | | | | |

PSYCHIATRY AND BIOBEHAVIORAL SCIENCES

| | | | | | | | | | | | | | | | | |
|-------|---------------------|---|--|-------------|-----|---|--|--------|--------------|---------------|--------------------|----|----|----|----------|--|
| M180B | CONT ISS-MEN RETARD | Y | | 326-782-200 | LEC | 1 | | TR | 5:00- 7:50P | FRANZ A279 | GALBRAITH, G.C. | 25 | 30 | | 4.0 | |
| | | SAME AS : PSYCH M180B RESTRICT: INSTRUCTOR CONSENT | | | | | | | | | | | | | | |
| M181B | RSH PROB-MNTL RETRD | Y | | 326-787-200 | LAB | 1 | | R | 3:00- 4:50P | FRANZ A279 | FLUHARTY, A.L. | 25 | 30 | T2 | 4.0 | |
| | | SAME AS : PSYCH M181B RESTRICT: INSTRUCTOR CONSENT | | | | | | | | | | | | | | |
| 185 | URBAN STUDENT EDUC | N | | 326-674-200 | LEC | 1 | | TBA | | HLTHSCI | | 30 | 30 | | 6.0 | |
| | | For Psychiatry 192A, e-mail yezzeddi@ucla.edu for information about enrollment. | | | | | | | | | | | | | | |
| 192A | AT-RISK POPULATIONS | N | | 326-850-200 | LEC | 1 | | TR | 3:00- 4:50P | HLTHSCI | KENNON, T.L. | 60 | 30 | | 4.0 | |
| | | RESTRICT: INSTRUCTOR CONSENT For Psychiatry 192B, e-mail yezzeddi@ucla.edu for information about enrollment. | | | | | | | | | | | | | | |
| 192B | HLTH OUTREACH ISSUE | Y | | 326-851-200 | DIS | 1 | | W | 2:00- 3:50P | HLTHSCI | KENNON, T.L. | 60 | 30 | | 2.0/ 4.0 | |
| | | RESTRICT: INSTRUCTOR CONSENT | | | | | | | | | | | | | | |
| 207C | HYPNOSIS SEMINAR | N | | 726-034-200 | SEM | 1 | | R | 12:00- 1:50P | NPI&H | STOLAR, D.S. | 25 | 30 | SU | 2.0 | |
| | | RESTRICT: INSTRUCTOR CONSENT | | | | | | | | | | | | | | |
| 236C | PSYCH INTERN SEMINR | N | | 726-190-200 | SEM | 1 | | F | 12:00- 1:50P | NPI&H | SENA, R.E. | 25 | 30 | SU | 1.0 | |
| | | RESTRICT: INSTRUCTOR CONSENT | | | | | | | | | | | | | | |
| M240 | TREAT-AFRNC AM FMLY | N | | 726-220-200 | SEM | 1 | | R | 10:00-11:50A | NPI&H C8885 | WYATT, G.E. | 10 | 30 | G | 3.0 | |
| | | SAME AS : AFRO-AM M240 RESTRICT: GRADUATE STUDENTS | | | | | | | | | | | | | | |
| 243C | MENTAL RETARDATION | N | | 726-294-200 | LEC | 1 | | TBA | | NPI&H | YASUDA, P. | 25 | 30 | SU | 1.0 | |
| | | RESTRICT: INSTRUCTOR CONSENT | | | | | | | | | | | | | | |
| 257C | COMMUNICTN DISORDRS | N | | 726-431-200 | LEC | 1 | | UNSCHE | | | BALTAXE, C.A. | 15 | 30 | | 3.0 | |
| | | RESTRICT: INSTRUCTOR CONSENT | | | | | | | | | | | | | | |
| 281 | BHVRL THRPY-ED STNG | N | | 726-498-200 | LAB | 1 | | TBA | | NPI&H | FORNESS, S.R. | 25 | 30 | | 4.0 | |
| | | RESTRICT: INSTRUCTOR CONSENT | | | | | | | | | | | | | | |
| M283 | ANTH-GENTC KNOWLDGE | N | | 726-519-200 | SEM | 1 | | W | 9:00-11:50A | HAINES 314 | BROWNER, C. | 5 | 02 | G | 4.0 | |
| | | SAME AS : ANTHRO M265 RESTRICT: GRADUATE STUDENTS | | | | | | | | | | | | | | |
| 287 | CGNTV-BHVR INTRVNTN | N | | 726-524-200 | LEC | 1 | | TBA | | NPI&H | ROTHERAM-BORUS, M. | 10 | 30 | G | 4.0 | |
| | | RESTRICT: INSTRUCTOR CONSENT | | | | | | | | | | | | | | |
| M288 | SOCL&BHVR FCTR-AIDS | Y | | 726-527-200 | LEC | 1 | | M | 3:00- 5:50P | PUB HLT 41235 | MORISKY, D.E. | 5 | 08 | G | 4.0 | |
| | | SAME AS : COM HLT M294 | | | | | | | | | | | | | | |
| 295C | SEM-SUBSTANCE ABUSE | N | | 726-562-200 | SEM | 1 | | M | 10:00-11:50A | OFF CAM | FIORENTINE, R. | 25 | 30 | SU | 2.0 | |
| | | RESTRICT: INSTRUCTOR CONSENT | | | | | | | | | | | | | | |
| 402 | JOURNAL CLUB | N | | 726-606-200 | SEM | 1 | | M | 1:00- 2:50P | OFF CAM | FIORENTINE, R. | 25 | 30 | SU | 1.0 | |
| | | RESTRICT: INSTRUCTOR CONSENT | | | | | | | | | | | | | | |
| 403 | INDIV CASE SUPRVSN | N | | 726-605-201 | TUT | 1 | | TBA | | | WHYBROW, P.C. | 10 | 30 | | 1.0- 4.0 | |
| M424 | FUNCTIONAL MRI JRNL | N | | 726-651-200 | DIS | 1 | | T | 2:30- 4:20P | REED | COHEN, M.S. | 25 | 30 | SU | 1.0 | |
| | | SAME AS : BMEDPHY M424 RESTRICT: INSTRUCTOR CONSENT | | | | | | | | | | | | | | |
| 425 | TEACHING CASE CONFR | N | | 726-655-200 | DIS | 1 | | W | 1:00- 1:50P | OFF CAM | HINKIN, C. | 10 | 30 | | 1.0 | |
| | | RESTRICT: INSTRUCTOR CONSENT | | | | | | | | | | | | | | |
| 429 | CHILD OUTPATIENT TM | N | | 726-665-200 | DIS | 1 | | UNSCHE | | | YASUDA, P. | 25 | 30 | SU | 1.0 | |
| | | RESTRICT: INSTRUCTOR CONSENT | | | | | | | | | | | | | | |
| 482 | CHLD ANXIETY&DISORD | N | | 726-779-200 | CLI | 1 | | M | 2:00- 5:50P | MP 300 1208 | PIACENTINI, J.C. | 25 | 30 | G | 3.0 | |
| | | RESTRICT: INSTRUCTOR CONSENT | | | | | | | | | | | | | | |

PSYCHOLOGY

All L&S undergraduate courses, except independent studies and other similar courses without webpages, are subject to the Instructional Enhancement Fee. See Course Materials Fees under "Miscellaneous Fees" in the "Registration" section.

| | | | | | | | | | | | | | | | | |
|----|--------------------|---------------------------|--|-------------|-----|---|--|----|--------------|------------|-----------------|-----|----|--|-----|--|
| 10 | INTRODUCTORY PSYCH | N | | 328-056-200 | LEC | 1 | | TR | 12:30- 1:45P | FRANZ 1178 | SCHLINGER, H.D. | 300 | 14 | | 4.0 | |
| | | F 12:00-12:50P FRANZ 1178 | | | | | | | | | | | | | | |

| CATALOG NUMBER | COURSE TITLE | ENF REQ | IM ID NUMBER | CLS TYP | SEC | FEE | DAYS | TIME | BUILDING/ ROOM | INSTRUCTOR | ENRL CAP | XC | CR TP | UNITS |
|---|------------------------------------|---------|--------------|---------|-----|-----|--------|--------------|----------------|--------------------|----------|----|-------|----------|
| For Psychology 197, lectures 2 and 3, enrollment preference will be given to Applied Developmental Psychology minors during the first enrollment pass. Go to 1531 Franz Hall for details. | | | | | | | | | | | | | | |
| 197 | DVLPMNTRL PSYCHOPATH | N | 328-779-200 | LEC | 1 | | TR | 3:30- 4:50P | OFF CAM | BAKER, B.L. | 12 | 16 | | 4.0 |
| RESTRICT: INSTRUCTOR CONSENT | | | | | | | | | | | | | | |
| Psychology 197, lecture 1: Advanced Research Methods in Developmental Psychopathology | | | | | | | | | | | | | | |
| | EARLY CHLDHD CURRIC | N | 328-779-201 | LEC | 2 | | T | 11:00- 1:50P | FRANZ 2288 | PONCIANO, L.H. | 25 | 13 | | 4.0 |
| RESTRICT: DEPARTMENT CONSENT | | | | | | | | | | | | | | |
| Psychology 197, lecture 2: Early Childhood Curriculum | | | | | | | | | | | | | | |
| | CHILD&FAM&COMMUNITY | N | 328-779-202 | LEC | 3 | | F | 10:00-12:50P | FRANZ 3534 | PONCIANO, L.H. | 35 | 03 | | 4.0 |
| RESTRICT: DEPARTMENT CONSENT | | | | | | | | | | | | | | |
| Psychology 197, lecture 3: Child, Family, and Community | | | | | | | | | | | | | | |
| | CURRNT ISSUES-PSYCH | N | 328-779-203 | LEC | 4 | | MW | 10:00-11:15A | BUNCHE 3153 | FIorentine, R. | 25 | 03 | | 4.0 |
| RESTRICT: JUNIORS AND ABOVE | | | | | | | | | | | | | | |
| Psychology 197, lecture 4: Alcohol and Drug Use, Abuse, and Dependence | | | | | | | | | | | | | | |
| 200C | REPRESENTNL PROCESS | N | 728-002-200 | LEC | 1 | | W | 2:00- 4:50P | FRANZ 6461 | BLAISDELL, A.P. | 15 | 09 | | 4.0 |
| RESTRICT: PSYCHOLOGY GRADUATE STUDENTS | | | | | | | | | | | | | | |
| 201 | LEARNING AND BEHAVR | N | 728-008-200 | DIS | 1 | | F | 12:30- 1:50P | FRANZ 6461 | BALLEINE, B.W. | 15 | 30 | SU | 1.0 |
| RESTRICT: GRADUATE STUDENTS | | | | | | | | | | | | | | |
| 207A | SEM-PHYSIO PSYCH | Y | 728-043-200 | SEM | 1 | | TBA | | FRANZ | BUONOMANO, D. | 15 | 30 | | 4.0 |
| RESTRICT: GRADUATE STUDENTS | | | | | | | | | | | | | | |
| Psychology 207A: | | | | | | | | | | | | | | |
| 207B | SEM-PHYSIO PSYCH | Y | 728-044-200 | SEM | 1 | | TBA | | FRANZ | RINGACH, D.L. | 15 | 30 | | 4.0 |
| RESTRICT: GRADUATE STUDENTS | | | | | | | | | | | | | | |
| Psychology 207B: | | | | | | | | | | | | | | |
| 212 | RSCH LIT-PHYSL PSYC | N | 728-073-200 | LEC | 1 | | T | 12:00- 1:20P | FRANZ 8461C | KRASNE, F. | 15 | 30 | SU | 1.0 |
| RESTRICT: GRADUATE STUDENTS | | | | | | | | | | | | | | |
| 222A | INTERPERSONL RELATNS | Y | 728-141-200 | DIS | 1 | | T | 1:00- 3:50P | FRANZ 5461 | GABLE, S.L. | 15 | 15 | | 4.0 |
| RESTRICT: GRADUATE STUDENTS | | | | | | | | | | | | | | |
| 226C | CRNT LIT-SOCL PSYCH | N | 728-159-200 | DIS | 1 | | F | 3:30- 4:50P | FRANZ 3534 | HUO, Y.J. | 25 | 30 | SU | 2.0 |
| RESTRICT: GRADUATE STUDENTS | | | | | | | | | | | | | | |
| M228B | SEM-POLITICAL PSYCH | Y | 728-169-200 | SEM | 1 | | R | 1:00- 3:50P | FRANZ 5461 | SEARS, D.O. | 15 | 16 | | 4.0 |
| SAME AS : POL SCI M261D | | | | | | | | | | | | | | |
| RESTRICT: GRADUATE STUDENTS | | | | | | | | | | | | | | |
| M239 | PRSNLT&MTVTN&ATTRBT | N | 728-219-200 | DIS | 1 | | W | 1:00- 3:50P | FRANZ 5461 | WEINER, B. | 15 | 06 | | 4.0 |
| SAME AS : EDUC M215 | | | | | | | | | | | | | | |
| RESTRICT: GRADUATE STUDENTS | | | | | | | | | | | | | | |
| 241 | DEVELOPMENTAL PSYCH | N | 728-231-200 | DIS | 1 | | R | 12:00- 1:20P | FRANZ 2288 | GREENFIELD, P.M. | 20 | 30 | SU | 1.0 |
| RESTRICT: GRADUATE STUDENTS | | | | | | | | | | | | | | |
| 244 | CRIT PROB-DEVEL PSY | Y | 728-256-200 | SEM | 1 | | R | 12:00- 2:50P | FRANZ 2268 | GREENFIELD, P.M. | 15 | 30 | | 4.0 |
| RESTRICT: PSYCHOLOGY GRADUATE STUDENTS | | | | | | | | | | | | | | |
| Psychology 244, seminar 1: Culture, Brain, and Development | | | | | | | | | | | | | | |
| | | | 728-256-201 | SEM | 2 | | TBA | | FRANZ | STIGLER, J.W. | 15 | 30 | | 4.0 |
| RESTRICT: GRADUATE STUDENTS | | | | | | | | | | | | | | |
| Psychology 244, seminar 2: | | | | | | | | | | | | | | |
| 251B | RESEARCH METHODS | N | 728-307-200 | TUT | 1 | | UNSCHE | | NO FAC | WICKENS, T.D. | 40 | 30 | | 4.0 |
| RESTRICT: GRADUATE STUDENTS | | | | | | | | | | | | | | |
| M256 | ADV REGRESSION ONLY | N | 728-337-200 | SEM | 1 | | MW | 3:00- 4:50P | FRANZ 2288 | REISE, S.P. | 20 | 30 | | 4.0 |
| SAME AS : POL SCI M200E | | | | | | | | | | | | | | |
| RESTRICT: GRADUATE STUDENTS | | | | | | | | | | | | | | |
| 265 | THINKING | N | 728-390-200 | LEC | 1 | | TR | 11:00-12:15P | FRANZ 6461 | HOLYOAK, K. | 15 | 13 | | 4.0 |
| RESTRICT: GRADUATE STUDENTS | | | | | | | | | | | | | | |
| 269 | SEM-COGNITIVE PSYCH | N | 728-416-200 | SEM | 1 | | F | 10:00-12:50P | FRANZ 3621C | CHENG, P. | 10 | 03 | | 4.0 |
| RESTRICT: GRADUATE STUDENTS | | | | | | | | | | | | | | |
| Psychology 270C is limited to graduate students in clinical psychology. | | | | | | | | | | | | | | |
| 270C | FOUNDATN-CLIN PSYCH | Y | 728-423-200 | LEC | 1 | | TR | 9:00-11:30A | FRANZ 2220 | CHRISTENSEN, A. | 15 | 30 | | 4.0 |
| RESTRICT: PSYCHOLOGY GRADUATE STUDENTS | | | | | | | | | | | | | | |
| Psychology 271C is limited to graduate students in clinical psychology. | | | | | | | | | | | | | | |
| 271C | CLNCL PSYCHO MTHDS | Y | 728-428-200 | LAB | 1 | | T | 1:00- 2:30P | FRANZ 2220 | CHRISTENSEN, A. | 15 | 30 | SU | 2.0 |
| RESTRICT: PSYCHOLOGY GRADUATE STUDENTS | | | | | | | | | | | | | | |
| 272C | PSY PROBS OF CHILD | Y | 728-435-200 | SEM | 1 | | F | 9:00-11:50A | FRANZ 2268 | ADELMAN, H.S. | 15 | 30 | | 4.0 |
| RESTRICT: GRADUATE STUDENTS | | | | | | | | | | | | | | |
| Psychology 273C is limited to graduate students in clinical psychology. | | | | | | | | | | | | | | |
| 273C | PROF&ETHC-CLNC PSYC | N | 728-448-200 | LEC | 1 | | T | 1:00- 2:50P | FRANZ 2227 | WATERMAN, J.M. | 10 | 30 | | 2.0 |
| RESTRICT: PSYCHOLOGY GRADUATE STUDENTS | | | | | | | | | | | | | | |
| 277 | ADV CLINICL ASEMNT | N | 728-462-200 | LEC | 1 | | MW | 10:00-11:50A | FRANZ 2220 | HENKER, B.A. | 15 | 03 | | 4.0 |
| RESTRICT: PSYCHOLOGY GRADUATE STUDENTS | | | | | | | | | | | | | | |
| 289C | CUR ISS-CLNCL PSYCH | N | 728-536-200 | DIS | 1 | | R | 3:30- 4:30P | FRANZ 3423 | WEISZ, J. | 10 | 30 | TS | 1.0 |
| RESTRICT: GRADUATE STUDENTS | | | | | | | | | | | | | | |
| 298 | SPEC PROBLEMS-PSYCH | N | 728-590-201 | DIS | 1 | | TBA | | FRANZ | CANNON, T.D. | 15 | 30 | | 4.0 |
| RESTRICT: GRADUATE STUDENTS | | | | | | | | | | | | | | |
| Psychology 298, discussion 1: Schizophrenia | | | | | | | | | | | | | | |
| | | | 728-590-202 | DIS | 2 | | F | 9:00-11:50A | FRANZ 5461 | MCCARTHY, W.J. | 15 | 30 | | 4.0 |
| RESTRICT: GRADUATE STUDENTS | | | | | | | | | | | | | | |
| Psychology 298, discussion 2: Health-Related Lifestyle Change: Theories and Applications in Health Psychology | | | | | | | | | | | | | | |
| | | | 728-590-203 | DIS | 3 | | TBA | | FRANZ | MYERS, H.F. | 15 | 30 | | 4.0 |
| RESTRICT: GRADUATE STUDENTS | | | | | | | | | | | | | | |
| Psychology 298, discussion 3: Research in Ethnic Disparities and Health | | | | | | | | | | | | | | |
| | | | 728-590-204 | DIS | 4 | | M | 11:00- 1:50P | FRANZ 3621C | MALAMUTH, N.M. | 10 | 30 | | 4.0 |
| RESTRICT: GRADUATE STUDENTS | | | | | | | | | | | | | | |
| Psychology 298, discussion 4: Sexual Aggression | | | | | | | | | | | | | | |
| 375 | TCHNG APRNTC PRCTCM | N | 728-620-200 | SEM | 1 | | UNSCHE | | | WOODWARD, J.A. | 80 | 30 | SU | 1.0- 4.0 |
| RESTRICT: GRADUATE STUDENTS | | | | | | | | | | | | | | |
| Psychology 401 is limited to graduate students in clinical psychology. | | | | | | | | | | | | | | |
| 401 | FLDWRK-CLINCL PSYCH | Y | 728-601-201 | FLD | 1 | | UNSCHE | | NO FAC | HAMMEN, C.L. | 75 | 30 | | 1.0-12.0 |
| RESTRICT: PSYCHOLOGY GRADUATE STUDENTS | | | | | | | | | | | | | | |
| 402 | CLINCL RSRCH PRCTCM | N | 728-607-201 | FLD | 1 | | M | 12:00- 1:50P | FRANZ 3316 | BRADBURY, T. | 10 | 30 | SU | 2.0 |
| RESTRICT: GRADUATE STUDENTS | | | | | | | | | | | | | | |
| | | | 728-607-202 | FLD | 2 | | F | 12:00- 1:50P | FRANZ | CHRISTENSEN, A. | 10 | 30 | SU | 2.0 |
| RESTRICT: GRADUATE STUDENTS | | | | | | | | | | | | | | |
| | | | 728-607-203 | FLD | 3 | | TBA | | FRANZ | YEE-BRADBURY, C.M. | 10 | 30 | SU | 2.0 |
| RESTRICT: GRADUATE STUDENTS | | | | | | | | | | | | | | |
| | | | 728-607-204 | FLD | 4 | | F | 12:30- 1:50P | FRANZ | WEISZ, J. | 10 | 30 | SU | 2.0 |
| RESTRICT: GRADUATE STUDENTS | | | | | | | | | | | | | | |

| CATALOG NUMBER | COURSE TITLE | ENF REQ | IM ID NUMBER | CLS TYP | SEC | FEE | DAYS | TIME | BUILDING/ ROOM | INSTRUCTOR | ENRL CAP | XC | CR TP | UNITS | |
|----------------|---|---------|--|---------|-----|-----|------|--------------|----------------|--------------------|----------|----|-------|----------|--|
| | | | 728-607-205 | FLD | 5 | | TBA | | FRANZ | REPETTI, R.L. | 10 | 30 | SU | 2.0 | |
| | | | RESTRICT: GRADUATE STUDENTS | | | | | | | | | | | | |
| 403 | SPC TPC STDY COURSE | N | 728-606-200 | DIS | 1 | | R | 9:00-10:50A | FRANZ 2227 | MILLER, E.N. | 10 | 30 | SU | 1.0- 4.0 | |
| | | | RESTRICT: INSTRUCTOR CONSENT | | | | | | | | | | | | |
| | Psychology 410C is limited to graduate students in clinical psychology. | | | | | | | | | | | | | | |
| 410C | CLIN TCHNG&SUPRVSN | N | 728-662-200 | CLI | 1 | | M | 9:00- 9:50A | FRANZ 3171 | WATERMAN, J.M. | 10 | 30 | | 4.0 | |
| | | | RESTRICT: PSYCHOLOGY GRADUATE STUDENTS | | | | | | | | | | | | |
| 410F | CLNCL ASSESS SPRVSN | N | 728-665-200 | CLI | 1 | | T | 2:00- 3:20P | FRANZ 2176 | MILLER, E.N. | 10 | 30 | G | 2.0 | |
| | | | RESTRICT: INSTRUCTOR CONSENT | | | | | | | | | | | | |
| 421 | RSRCH-SOCIAL PSYCH | N | 728-681-200 | DIS | 1 | | W | 3:00- 4:50P | FRANZ | GABLE, S.L. | 10 | 30 | SU | 2.0 | |
| | | | RESTRICT: GRADUATE STUDENTS | | | | | | | | | | | | |
| | | | 728-681-201 | DIS | 2 | | W | 10:30-11:50A | FRANZ | SCANLAN, T.K. | 10 | 30 | SU | 2.0 | |
| | | | RESTRICT: PSYCHOLOGY GRADUATE STUDENTS | | | | | | | | | | | | |
| | | | 728-681-202 | DIS | 3 | | T | 11:30-12:50P | FRANZ 4537 | TAYLOR, S.E. | 10 | 30 | SU | 2.0 | |
| | | | RESTRICT: INSTRUCTOR CONSENT | | | | | | | | | | | | |
| | | | 728-681-204 | DIS | 4 | | TBA | | FRANZ | HARDIN, C.D. | 10 | 30 | SU | 2.0 | |
| | | | RESTRICT: PSYCHOLOGY GRADUATE STUDENTS | | | | | | | | | | | | |
| | | | 728-681-205 | DIS | 5 | | TBA | | FRANZ | DUNKEL-SCHETTER, C | 10 | 30 | SU | 2.0 | |
| | | | RESTRICT: INSTRUCTOR CONSENT | | | | | | | | | | | | |
| | Psychology 451 is limited to graduate students in clinical psychology. | | | | | | | | | | | | | | |
| 451 | INTERNSHP-CLIN PSYC | Y | 728-700-200 | FLD | 1 | | | TBA | | HAMMEN, C.L. | 20 | 30 | SU | 6.0-12.0 | |
| | | | RESTRICT: PSYCHOLOGY GRADUATE STUDENTS | | | | | | | | | | | | |
| 495 | PRESEN-PSYCH MATERL | N | 728-793-200 | SEM | 1 | | T | 4:00- 5:15P | WGYOUNG 4216 | BJORK, E.L. | 45 | 30 | SU | 4.0 | |
| | | | RESTRICT: GRADUATE STUDENTS | | | | | | | | | | | | |
| | Psychology 205E will meet weeks 1 thru 5. | | | | | | | | | | | | | | |
| 205E | PSYCBIO-EMOTN&STRSS | N | 728-046-200 | LEC | 1 | | TR | 9:30-10:45A | FRANZ 6461 | GRIJALVA, C.V. | 15 | 30 | | 2.0 | |
| | | | RESTRICT: GRADUATE STUDENTS | | | | | | | | | | | | |
| | Psychology 205L will meet weeks 6 thru 10. | | | | | | | | | | | | | | |
| 205L | COGNITIVE NEUROSCI | N | 728-056-200 | LEC | 1 | | TR | 9:30-10:45A | FRANZ 6461 | ZAIDEL, E. | 15 | 30 | | 2.0 | |
| | | | RESTRICT: GRADUATE STUDENTS | | | | | | | | | | | | |

RELIGION, STUDY OF

All L&S undergraduate courses, except independent studies and other similar courses without webpages, are subject to the Instructional Enhancement Fee. See Course Materials Fees under "Miscellaneous Fees" in the "Registration" section.

| | | | | | | | | | | | | | | |
|-----|---------------------|---|------------------------------|-----|---|--|---|-------------|-----------|---------------|----|----|---|-----|
| 100 | STUDY OF RELIGION | N | 327-300-200 | SEM | 1 | | T | 2:00- 4:50P | HAINES A6 | BARTCHY, S.S. | 15 | 15 | | 4.0 |
| | | | RESTRICT: INSTRUCTOR CONSENT | | | | | | | | | | | |
| 120 | ABRAHAMIC RELIGIONS | N | 327-420-200 | LEC | 1 | | R | 4:00- 6:50P | DODD 178 | GROSE, G. | 25 | 16 | G | 4.0 |

ROMANCE LINGUISTICS AND LITERATURE

All L&S undergraduate courses, except independent studies and other similar courses without webpages, are subject to the Instructional Enhancement Fee. See Course Materials Fees under "Miscellaneous Fees" in the "Registration" section.

| | | | | | | | | | | | | | | |
|-----|---------------------|---|-----------------------------|-----|---|--|----|-------------|-------------|-----------------|----|----|--|-----|
| 211 | COMP ROMANCE SYNTAX | Y | 733-040-200 | LEC | 1 | | MW | 2:00- 4:50P | BUNCHE 3123 | SPORTICHE, D.L. | 20 | 07 | | 4.0 |
| | | | RESTRICT: GRADUATE STUDENTS | | | | | | | | | | | |

SCANDINAVIAN SECTION

All L&S undergraduate courses, except independent studies and other similar courses without webpages, are subject to the Instructional Enhancement Fee. See Course Materials Fees under "Miscellaneous Fees" in the "Registration" section.

| | | | | | | | | | | | | | | |
|-------|---------------------|---|-----------------------------|-----|----|--|------|--------------|-------------|-------------------|----|----|----|----------|
| 3 | ELEMENTARY SWEDISH | Y | 218-009-200 | DIS | 1 | | MTWR | 10:00-10:50A | ROLFE 2106 | TANGHERLINI, T.R. | 15 | 03 | | 4.0 |
| 15 | INTERMED NORWEGIAN | Y | 218-045-200 | DIS | 1 | | MTWR | 12:00-12:50P | BUNCHE 3173 | NORSENG, M.K. | 15 | 05 | | 4.0 |
| 132 | ADVANCED FINNISH | Y | 218-492-200 | DIS | 1 | | MTWR | 11:00-11:50A | BUNCHE 3169 | UDALL, L.K. | 15 | 04 | | 4.0 |
| 141 | BACKGRNDS-SCAND LIT | Y | 218-549-200 | DIS | 1 | | TR | 9:30-10:45A | ROYCE 150 | MASSENGALE, J.R. | 25 | 12 | | 4.0 |
| 184 | HANS CHRISTN ANDRSN | Y | ----- | LEC | 1 | | TR | 12:30- 1:45P | DODD 170 | MASSENGALE, J.R. | 60 | 14 | | 4.0 |
| | | | 218-808-201 | DIS | 1A | | W | 9:00- 9:50A | ROLFE 3135 | MASSENGALE, J.R. | 30 | | | 0.0 |
| | | | 218-808-202 | DIS | 1B | | W | 11:00-11:50A | ROYCE 154 | MASSENGALE, J.R. | 30 | | | 0.0 |
| CM186 | WOMEN-SCANDINVN LIT | Y | 218-820-200 | DIS | 1 | | W | 2:00- 4:50P | BUNCHE 3178 | NORSENG, M.K. | 15 | 09 | | 4.0 |
| | | | SAME AS : WOM STD M186 | | | | | | | | | | | |
| 187 | FILM-BERGMAN&OTHERS | Y | 218-825-200 | DIS | 1 | | M | 1:00- 4:50P | ROLFE 3134 | TANGHERLINI, T.R. | 20 | 05 | | 4.0 |
| | | | | | | | W | 2:00- 4:50P | ROLFE 3134 | | | | | |
| C266 | WOMEN-SCANDINVN LIT | N | 618-396-200 | DIS | 1 | | W | 2:00- 4:50P | BUNCHE 3178 | NORSENG, M.K. | 5 | 09 | | 4.0 |
| | | | RESTRICT: GRADUATE STUDENTS | | | | | | | | | | | |
| 375 | TCHNG APRNTC PRCTCM | N | 618-620-200 | SEM | 1 | | | UNSCHED | | MASSENGALE, J.R. | 5 | 30 | SU | 1.0- 4.0 |
| | | | RESTRICT: GRADUATE STUDENTS | | | | | | | | | | | |

SLAVIC LANGUAGES AND LITERATURES

Czech

All L&S undergraduate courses, except independent studies and other similar courses without webpages, are subject to the Instructional Enhancement Fee. See Course Materials Fees under "Miscellaneous Fees" in the "Registration" section.

| | | | | | | | | | | | | | | |
|------|------------------|---|-------------|-----|---|--|-----|--------------|------------|--------------|----|----|--|-----|
| 102F | ADVANCED CZECH | Y | 336-322-200 | REC | 1 | | MWF | 11:00-11:50A | ROLFE 2106 | KORANOVA, I. | 10 | 04 | | 4.0 |
| 155 | CZECH LITERATURE | N | 336-632-200 | LEC | 1 | | M | 2:00- 4:50P | HAINES A24 | KORANOVA, I. | 15 | 08 | | 4.0 |

Hungarian

All L&S undergraduate courses, except independent studies and other similar courses without webpages, are subject to the Instructional Enhancement Fee. See Course Materials Fees under "Miscellaneous Fees" in the "Registration" section.

| | | | | | | | | | | | | | | |
|------|---------------------|---|-------------|-----|---|--|----|--------------|-------------|-------------|----|----|--|-----|
| 101C | ELEMENTRY HUNGARIAN | Y | 366-308-200 | DIS | 1 | | TR | 11:00-12:15P | BUNCHE 2150 | SIMON, J.S. | 15 | 13 | | 4.0 |
|------|---------------------|---|-------------|-----|---|--|----|--------------|-------------|-------------|----|----|--|-----|

Lithuanian

All L&S undergraduate courses, except independent studies and other similar courses without webpages, are subject to the Instructional Enhancement Fee. See Course Materials Fees under "Miscellaneous Fees" in the "Registration" section.

| | | | | | | | | | | | | | | |
|------|---------------------|---|-------------|-----|---|--|-------|-------------|-------------|-------------|----|----|--|-----|
| 101C | ELEMNTRY LITHUANIAN | Y | 337-307-200 | REC | 1 | | MTWRF | 1:00- 1:50P | BUNCHE 3173 | VIJUNAS, A. | 10 | 06 | | 4.0 |
|------|---------------------|---|-------------|-----|---|--|-------|-------------|-------------|-------------|----|----|--|-----|

Polish

All L&S undergraduate courses, except independent studies and other similar courses without webpages, are subject to the Instructional Enhancement Fee. See Course Materials Fees under "Miscellaneous Fees" in the "Registration" section.

| | | | | | | | | | | | | | | |
|------|-----------------|---|-------------|-----|---|--|----|-------------|------------|----------------|----|----|--|-----|
| 102F | ADVANCED POLISH | Y | 339-320-200 | REC | 1 | | TR | 9:30-10:45A | ROLFE 3106 | KOROPECKYJ, R. | 15 | 12 | | 4.0 |
|------|-----------------|---|-------------|-----|---|--|----|-------------|------------|----------------|----|----|--|-----|

Romanian

All L&S undergraduate courses, except independent studies and other similar courses without webpages, are subject to the Instructional Enhancement Fee. See Course Materials Fees under "Miscellaneous Fees" in the "Registration" section.

| | | | | | | | | | | | | | | |
|------|---------------------|---|-------------|-----|---|--|----|-------------|--------------|---------------|----|----|--|-----|
| 99 | INTR-ROMANIAN CIVIL | N | 340-297-200 | LEC | 1 | | MW | 1:00- 2:15P | DICKSON 4260 | GALATEANU, G. | 15 | 06 | | 4.0 |
| 101C | ELEMENTARY ROMANIAN | N | 340-312-200 | REC | 1 | | MW | 3:00- 5:15P | KINSEY 96 | GALATEANU, G. | 25 | 08 | | 5.0 |

Table header with columns: CATALOG NUMBER, COURSE TITLE, ENF REQ, IM ID NUMBER, CLS TYP, SEC FEE, DAYS TIME, BUILDING/ ROOM, INSTRUCTOR, ENRL CAP, XC, CR TP, UNITS

Russian

All L&S undergraduate courses, except independent studies and other similar courses without webpages, are subject to the Instructional Enhancement Fee. See Course Materials Fees under "Miscellaneous Fees" in the "Registration" section.

The Language Laboratory, 270 Powell Library, is open Monday thru Thursday, 8 a.m. to 9:30 p.m.; Friday, 8 a.m. to 5 p.m.; Saturday and Sunday, noon to 5 p.m. The Russian Room, 199 Kinsey Hall, is also available for additional help.

Main table for Russian courses including rows for ELEMENTARY RUSSIAN, INTERMEDIATE RUSSIA, SELF-PACED PROG-RUS, ACCEL ELEM RUSSIAN, RUSSIAN NOVEL-TRNSL, LANGUAGE AND GENDER, etc.

Serbian/Croatian

All L&S undergraduate courses, except independent studies and other similar courses without webpages, are subject to the Instructional Enhancement Fee. See Course Materials Fees under "Miscellaneous Fees" in the "Registration" section.

Course entry for ELEM SERBIAN/CROATN

Slavic

All L&S undergraduate courses, except independent studies and other similar courses without webpages, are subject to the Instructional Enhancement Fee. See Course Materials Fees under "Miscellaneous Fees" in the "Registration" section.

Table for Slavic courses including INTERWAR EUROPE, INTRWAR C EUR PROSE, INTRO SO SLAVIC LAN, TCHNG APRNTC PRCTCM

SOCIAL WELFARE

Main table for Social Welfare courses including SOCL WLFR-MULTICLTR, INDIVLDS&FMLYS&GRPS, DYNAMC-HUMAN BEHAVR, INTEGRATIVE SEM, CHILD ABUSE&NEGLECT, POLICY-IMPLMNT&EVAL, THRY-SOC WEL PRAC 3, ADV-SOC WELF PRAC 6, ORGS&COMNTYS&PLCY 2, ADV SOCL WLFR PRCTC, LDRSHP&DEVLPGOVNCE, SOC WELFARE RSRCH, ADV SOC WELF RSRCH

| CATALOG NUMBER | COURSE TITLE | ENF REQ | IM | ID NUMBER | CLS TYP | SEC | FEE | DAYS | TIME | BUILDING/ ROOM | INSTRUCTOR | ENRL CAP | XC | CR TP | UNITS |
|---|----------------------|---------|----|-------------|---------|-----|-----|------|--------------|----------------|--------------------|----------|----|-------|-------|
| | | | | 347-313-203 | DIS | 1C | | W | 11:00-11:50A | PUB POL 2284 | | 25 | | | 0.0 |
| | | | | 347-313-204 | DIS | 1D | | T | 4:00-4:50P | HAINES A74 | | 25 | | | 0.0 |
| | | | | 347-313-205 | DIS | 1E | | R | 12:00-12:50P | ROLFE 3134 | | 25 | | | 0.0 |
| | | | | 347-313-206 | DIS | 1F | | R | 5:00-5:50P | HAINES A82 | | 25 | | | 0.0 |
| Sociology 104 is limited to Sociology majors on the first enrollment pass ONLY. | | | | | | | | | | | | | | | |
| 104 | INTRO SOC RSCH MTHD | N | | ----- | LEC | 1 | | MW | 3:00-4:50P | HAINES A44 | STEIN, J. | 45 | 08 | | 4.0 |
| RESTRICT: SOCIOLOGY OR JUNIOR OR SENIOR | | | | | | | | | | | | | | | |
| | | | | 347-317-201 | DIS | 1A | | M | 2:00-2:50P | DODD 154 | | 15 | | | 0.0 |
| | | | | 347-317-202 | DIS | 1B | | M | 5:00-5:50P | HAINES A82 | | 15 | | | 0.0 |
| | | | | 347-317-203 | DIS | 1C | | W | 2:00-2:50P | BUNCHE 2178 | | 15 | | | 0.0 |
| | | | | ----- | LEC | 2 | | TR | 12:30-1:45P | DODD 161 | DAVIS, R.L. | 75 | 14 | | 4.0 |
| RESTRICT: SOCIOLOGY OR JUNIOR OR SENIOR | | | | | | | | | | | | | | | |
| | | | | 347-317-221 | DIS | 2A | | T | 2:00-2:50P | BUNCHE 2156 | | 25 | | | 0.0 |
| | | | | 347-317-222 | DIS | 2B | | R | 11:00-11:50A | KINSEY 230 | | 25 | | | 0.0 |
| | | | | 347-317-223 | DIS | 2C | | T | 4:00-4:50P | HAINES A82 | | 25 | | | 0.0 |
| 104H | HONORS THESIS RSRCH | N | | 347-318-200 | LEC | 1 | | TR | 9:30-10:45A | ROLFE 3127 | BEREND, Z. | 12 | 30 | G | 4.0 |
| RESTRICT: INSTRUCTOR CONSENT | | | | | | | | | | | | | | | |
| 106B | FIELD RSRCH MTHD II | Y | | 347-328-200 | LEC | 1 | | MW | 3:00-4:50P | HAINES A76 | EMERSON, R.M. | 20 | 08 | G | 6.0 |
| RESTRICT: INSTRUCTOR CONSENT | | | | | | | | | | | | | | | |
| C112 | INTRO-MATHEMTCL SOC | Y | | ----- | LEC | 1 | | MW | 11:00-12:50P | HAINES A44 | MC FARLAND, D.D. | 40 | 04 | G | 4.0 |
| RESTRICT: SOCIOLOGY OR JUNIOR OR SENIOR | | | | | | | | | | | | | | | |
| | | | | 347-344-201 | DIS | 1A | | W | 9:00-9:50A | HAINES A82 | | 20 | | | 0.0 |
| | | | | 347-344-202 | DIS | 1B | | W | 1:00-1:50P | MS 5217 | | 20 | | | 0.0 |
| | | | | 347-344-203 | DIS | 1C | | M | 1:00-1:50P | MS 5217 | | 20 | | | 0.0 |
| 132 | SOC PSYCH-APPROACH | N | | ----- | LEC | 1 | | MW | 4:00-5:50P | DODD 121 | ANDERSON, T.L. | 150 | 09 | | 4.0 |
| RESTRICT: SOCIOLOGY OR JUNIOR OR SENIOR | | | | | | | | | | | | | | | |
| | | | | 347-475-201 | DIS | 1A | | T | 9:00-9:50A | BUNCHE 3157 | | 25 | | | 0.0 |
| | | | | 347-475-202 | DIS | 1B | | T | 10:00-10:50A | KINSEY 365 | | 25 | | | 0.0 |
| | | | | 347-475-203 | DIS | 1C | | T | 4:00-4:50P | KINSEY 96 | | 25 | | | 0.0 |
| | | | | 347-475-204 | DIS | 1D | | M | 3:00-3:50P | BUNCHE 3164 | | 25 | | | 0.0 |
| | | | | 347-475-205 | DIS | 1E | | R | 1:00-1:50P | PUB POL 1270 | | 25 | | | 0.0 |
| | | | | 347-475-206 | DIS | 1F | | R | 4:00-4:50P | HAINES A74 | | 25 | | | 0.0 |
| 143 | HUMN HEALTH&SOCIETY | Y | | ----- | LEC | 1 | | TR | 9:30-10:45A | HAINES 220 | HART, M.N. | 75 | 12 | | 4.0 |
| RESTRICT: SOCIOLOGY GRADUATE STUDENTS | | | | | | | | | | | | | | | |
| | | | | 347-535-201 | DIS | 1A | | T | 11:00-11:50A | KINSEY 230 | | 25 | | | 0.0 |
| | | | | 347-535-202 | DIS | 1B | | T | 1:00-1:50P | BUNCHE 2156 | | 25 | | | 0.0 |
| | | | | 347-535-203 | DIS | 1C | | R | 8:00-8:50A | HAINES A24 | | 25 | | | 0.0 |
| 145 | SOC DEVIANT BEHAVIOR | N | | ----- | LEC | 1 | | MW | 4:00-5:50P | HAINES A18 | VANLEUVEN, L.C. | 140 | 09 | | 4.0 |
| RESTRICT: SOCIOLOGY OR JUNIOR OR SENIOR | | | | | | | | | | | | | | | |
| | | | | 347-564-201 | DIS | 1A | | M | 3:00-3:50P | DODD 154 | | 25 | | | 0.0 |
| | | | | 347-564-202 | DIS | 1B | | M | 12:00-12:50P | BUNCHE 3150 | | 25 | | | 0.0 |
| | | | | 347-564-203 | DIS | 1C | | W | 1:00-1:50P | DODD 162 | | 25 | | | 0.0 |
| | | | | 347-564-204 | DIS | 1D | | W | 3:00-3:50P | BUNCHE 2178 | | 25 | | | 0.0 |
| | | | | 347-564-205 | DIS | 1E | | T | 1:00-1:50P | BUNCHE 3153 | | 25 | | | 0.0 |
| | | | | 347-564-206 | DIS | 1F | | W | 2:00-2:50P | DODD 162 | | 25 | | | 0.0 |
| 152 | ACCULTRTN&ASSIMILTN | Y | | 347-607-200 | LEC | 1 | | MW | 1:00-2:50P | PUB POL 1234 | WALDINGER, R. | 75 | 06 | | 4.0 |
| RESTRICT: SOCIOLOGY OR JUNIOR OR SENIOR | | | | | | | | | | | | | | | |
| 154 | RACEÐNC-INTRTNL | N | | ----- | LEC | 1 | | TR | 3:30-4:45P | DODD 161 | LOVEMAN, M. | 75 | 16 | | 4.0 |
| RESTRICT: SOCIOLOGY OR JUNIOR OR SENIOR | | | | | | | | | | | | | | | |
| | | | | 347-619-201 | DIS | 1A | | T | 2:00-2:50P | BUNCHE 2160 | | 25 | | | 0.0 |
| | | | | 347-619-202 | DIS | 1B | | T | 5:00-5:50P | HAINES A24 | | 25 | | | 0.0 |
| | | | | 347-619-203 | DIS | 1C | | R | 1:00-1:50P | ROLFE 3134 | | 25 | | | 0.0 |
| 156 | ETHNIC&STATUS GROUP | N | | 347-632-200 | LEC | 1 | | TR | 8:00-9:15A | HAINES A2 | ALVAREZ, R. | 100 | 11 | | 4.0 |
| RESTRICT: SOCIOLOGY OR JUNIOR OR SENIOR | | | | | | | | | | | | | | | |
| 159 | COMPR STD-JWSH COMM | N | | 347-656-200 | LEC | 1 | | TR | 9:30-10:45A | DODD 161 | SEIDLER-FELLER, C. | 75 | 12 | | 4.0 |
| RESTRICT: SOCIOLOGY OR JUNIOR OR SENIOR | | | | | | | | | | | | | | | |
| 168 | ORGANIZATNS&SOCIETY | N | | 347-694-200 | LEC | 1 | | MW | 8:00-9:20A | DODD 161 | GRUSKY, O. | 80 | 01 | | 4.0 |
| RESTRICT: SOCIOLOGY OR JUNIOR OR SENIOR | | | | | | | | | | | | | | | |
| M175 | SOCIOLOF EDUCATION | Y | | ----- | LEC | 1 | | MW | 2:00-3:50P | HAINES A2 | ANDERSON, T.L. | 60 | 07 | | 4.0 |
| SAME AS : EDUC M108 | | | | | | | | | | | | | | | |
| RESTRICT: SOCIOLOGY OR JUNIOR OR SENIOR | | | | | | | | | | | | | | | |
| | | | | 347-708-201 | DIS | 1A | | M | 1:00-1:50P | WGYOUNG 4216 | | 20 | | | 0.0 |
| | | | | 347-708-202 | DIS | 1B | | M | 4:00-4:50P | MOORE 1003 | | 20 | | | 0.0 |
| | | | | 347-708-203 | DIS | 1C | | T | 9:00-9:50A | ROYCE 154 | | 20 | | | 0.0 |
| M180 | PLTCL ECON-DEVLPMNT | N | | 347-720-200 | LEC | 1 | | M | 2:00-4:50P | PUB POL 2232 | COMMINS, S.K. | 5 | 08 | | 4.0 |
| SAME AS : INT DEV M100B, POL SCI M197G | | | | | | | | | | | | | | | |
| RESTRICT: INSTRUCTOR CONSENT | | | | | | | | | | | | | | | |
| 185 | AMERICAN SOCIETY | N | | ----- | LEC | 1 | | TR | 8:00-9:15A | DODD 121 | HALLE, D.J. | 75 | 11 | | 4.0 |
| RESTRICT: SOCIOLOGY OR JUNIOR OR SENIOR | | | | | | | | | | | | | | | |
| | | | | 347-763-201 | DIS | 1A | | R | 2:00-2:50P | BUNCHE 3157 | | 25 | | | 0.0 |
| | | | | 347-763-202 | DIS | 1B | | R | 4:00-4:50P | HAINES A82 | | 25 | | | 0.0 |
| | | | | 347-763-203 | DIS | 1C | | R | 12:00-12:50P | BOELTER 4413 | | 25 | | | 0.0 |
| 186 | LAT AMER SOCIETIES | N | | ----- | LEC | 1 | | MWF | 1:00-1:50P | DODD 175 | LOPEZ, D. | 75 | 06 | | 4.0 |
| RESTRICT: SOCIOLOGY OR JUNIOR OR SENIOR | | | | | | | | | | | | | | | |
| | | | | 347-776-201 | DIS | 1A | | M | 12:00-12:50P | DODD 178 | | 25 | | | 0.0 |
| | | | | 347-776-202 | DIS | 1B | | M | 2:00-2:50P | BUNCHE 2168 | | 25 | | | 0.0 |
| | | | | 347-776-203 | DIS | 1C | | W | 12:00-12:50P | DODD 162 | | 25 | | | 0.0 |
| 187 | POPUL&SOC-MIDLE EST | N | | 347-783-200 | LEC | 1 | | MW | 12:00-1:50P | DODD 167 | HAKAMI, N.F. | 50 | 05 | | 4.0 |
| RESTRICT: SOCIOLOGY OR JUNIOR OR SENIOR | | | | | | | | | | | | | | | |
| 192 | STATE&SOCIETY-CHINA | N | | 347-795-200 | LEC | 1 | | MW | 10:00-11:50A | DODD 175 | CAMPBELL, C.D. | 75 | 03 | | 4.0 |
| RESTRICT: SOCIOLOGY OR JUNIOR OR SENIOR | | | | | | | | | | | | | | | |
| 195B | SPCL TPCS-SOCIOLOGY | N | | 347-837-200 | LEC | 1 | | MW | 2:00-3:50P | ROYCE 156 | THE STAFF | 50 | 07 | | 4.0 |
| RESTRICT: SOCIOLOGY OR JUNIOR OR SENIOR | | | | | | | | | | | | | | | |
| Sociology 195B: Sociology and Political Economy of Southeast Asia | | | | | | | | | | | | | | | |
| 197A | UNDRGRADUAT SEMINAR | N | | 347-846-200 | SEM | 1 | | T | 3:00-5:50P | ROLFE 3127 | ALVAREZ, R. | 15 | 15 | | 4.0 |
| RESTRICT: INSTRUCTOR CONSENT | | | | | | | | | | | | | | | |
| Sociology 197A: Organizations and Society Practicum | | | | | | | | | | | | | | | |
| 197B | UNDRGRADUAT SEMINAR | N | | 347-847-200 | SEM | 1 | | W | 3:00-5:50P | POWELL | STEIN, J. | 25 | 30 | | 4.0 |
| RESTRICT: SOCIOLOGY OR JUNIOR OR SENIOR | | | | | | | | | | | | | | | |
| Sociology 197B: Teaching Technology | | | | | | | | | | | | | | | |

| CATALOG NUMBER | COURSE TITLE | ENF REQ | IM ID NUMBER | CLS TYP | SEC | FEE | DAYS | TIME | BUILDING/ ROOM | INSTRUCTOR | ENRL CAP | XC | CR TP | UNITS |
|----------------|--|---------|--------------|---------|-----|-----|--------|------------------------------|--------------------------------|-----------------|----------|----|-------|----------|
| 197C | UNDRGRADUAT SEMINAR Sociology 197C: Money and Emotions | N | 347-848-200 | SEM 1 | | | W | 10:00-12:50P | HAINES A78 | BEREND, Z. | 15 | 02 | | 4.0 |
| 197D | UNDRGRADUAT SEMINAR Sociology 197D: Self and Society | N | 347-849-200 | SEM 1 | | | R | 4:00- 6:50P | HAINES A6 | KATZ, J. | 15 | 16 | | 4.0 |
| M197DC | CAPPW WASHINGTN SEM | N | 347-845-200 | SEM 1 | | | UNSCHE | | OFF CAM | DESVEAUX, J.A. | 30 | 30 | G | 8.0 |
| 197E | UNDRGRADUAT SEMINAR Sociology 197E: Cultural Sociology: Classical and Contemporary Approaches | N | 347-850-200 | SEM 1 | | | W | 9:00-11:50A | ROLFE 3131 | HALLE, D.J. | 10 | 02 | | 4.0 |
| 197F | UNDRGRADUAT SEMINAR Sociology 197F: Mathematics of Population | N | 347-851-200 | SEM 1 | | | M | 2:00- 4:50P | MS 3915A | MCFARLAND, D.D. | 10 | 08 | | 4.0 |
| 197G | UNDRGRADUAT SEMINAR Sociology 197G: Israeli Society | N | 347-852-200 | SEM 1 | | | T | 11:00- 1:50P | ROLFE 2106 | KHAZZOOM, A. | 10 | 13 | | 4.0 |
| 197H | UNDRGRADUAT SEMINAR Sociology 197H: Sociology of Globalization | N | 347-853-200 | SEM 1 | | | M | 9:00-11:50A | ROLFE 3123 | MANN, M. | 10 | 01 | | 4.0 |
| 197I | UNDRGRADUAT SEMINAR Sociology 197I: Eight Issues in Contemporary Philippine Society | N | 347-857-200 | SEM 1 | | | W | 10:00-12:50P | FRANZ 1354 | THE STAFF | 15 | 02 | | 4.0 |
| 197J | UNDRGRADUAT SEMINAR | N | 347-858-200 | SEM 1 | | | T | 2:00- 4:50P | PUB POL 2317 | TELLES, E.E. | 10 | 15 | | 4.0 |
| 201C | PROSEM IN SOCIOLOGY | N | 747-009-200 | SEM 1 | | | M | 1:00- 2:50P | HAINES 279 | SELTZER, J.A. | 25 | 05 | SU | 2.0 |
| 204 | SOCIOLGCL THEORIZNG | N | 747-028-200 | SEM 1 | | | R | 2:00- 4:50P | PUB POL 1329 | ZEITLIN, M. | 10 | 16 | | 4.0 |
| 210C | INTERMED STAT MTHDS | N | 747-064-200 | LEC 1 | | | TR | 11:00-12:50P | BUNCHE 1265 | SWEENEY, M.M. | 15 | 13 | | 4.0 |
| 213B | TECH-DEMOG&ECO ONLY | N | 747-079-200 | LEC 1 | | | MW | 10:00-11:50A | ROLFE 3106 | MASON, W.M. | 10 | 03 | | 4.0 |
| 217C | ETHNOGRAPHIC FLDWRK | N | 747-106-200 | SEM 1 | | | W | 12:00- 2:50P | PUB POL 1329 | EMERSON, R.M. | 24 | 30 | T2 | 4.0 |
| 220 | SELF AND SOCIETY | N | 747-121-200 | LEC 1 | | | F | 9:00-11:50A | HAINES A6 | KATZ, J. | 15 | 03 | G | 4.0 |
| 230 | NATIONS&NATIONALISM | N | 747-182-200 | SEM 1 | | | F | 1:30- 4:20P | ROLFE 3106 | BRUBAKER, W.R. | 10 | 07 | | 4.0 |
| 236 | IMMIGRATION | N | 747-217-200 | LEC 1 | | | M | 3:00- 5:50P | ROLFE 3118 | WALDINGER, R. | 15 | 08 | | 4.0 |
| 237 | COMPRTV SOCIAL ONLY | N | 747-223-200 | SEM 1 | | | R | 5:00- 7:50P | HAINES 122 | EMIGH, R.J. | 15 | 30 | SU | 2.0 |
| 239B | SOCIAL STRAT&MOBLTY | N | 747-239-200 | LEC 1 | | | T | 2:00- 4:50P | HAINES A28 | MARE, R.D. | 15 | 15 | T2 | 4.0 |
| 240 | MATHMTCS-POPULATION | N | 747-245-200 | LEC 1 | | | M | 2:00- 4:50P | MS 3915A | MCFARLAND, D.D. | 10 | 08 | | 4.0 |
| C243 | INTRO-MATHEMTCL SOC | N | 747-261-200 | LEC 1 | | | MW | 11:00-12:50P | HAINES A44 | MCFARLAND, D.D. | 10 | 04 | G | 4.0 |
| 245 | CLT SOC-CLSCL&CNTMP | N | 747-273-200 | LEC 1 | | | W | 9:00-11:50A | ROLFE 3131 | HALLE, D.J. | 10 | 02 | | 4.0 |
| 248 | CULTURE AND SOCIETY | N | 747-289-200 | SEM 1 | | | M | 3:00- 5:50P | FRANZ 1354 | ROY, W.G. | 10 | 08 | | 4.0 |
| 260 | ECONOMY AND SOCIETY | N | 747-361-200 | LEC 1 | | | M | 6:00- 8:50P | ROLFE 3106 | ZUCKER, L.G. | 10 | 07 | | 4.0 |
| M263 | SOCIAL DEMOGRPHY-LA | N | 747-379-200 | LEC 1 | | | F | 9:00-11:50A | PUB HLT 31235 | PEBLEY, A.R. | 5 | 03 | G | 4.0 |
| 266 | PRBLS-ONLY OF CONVR | N | 747-396-200 | LEC 1 | | | T | 3:00- 5:50P | HAINES A78 | SCHEGLOFF, E.A. | 10 | 15 | | 4.0 |
| M275 | CNTMP ISS-AMER INDN | N | 747-451-200 | SEM 1 | | | M | 3:00- 5:50P | PUB POL 1256 | CHAMPAGNE, D.W. | 5 | 08 | G | 4.0 |
| 278 | SOCIOL-LATN AMERICA | N | 747-470-200 | LEC 1 | | | R | 1:00- 3:50P | BUNCHE 3165 | LOPEZ, D. | 10 | 16 | G | 4.0 |
| 284 | TPCS-MNTL HLTH&ILNS | N | 747-505-200 | LEC 1 | | | F | 1:00- 3:50P | ROLFE 3123 | GRUSKY, O. | 10 | 07 | | 4.0 |
| 285A | SPCL TPCS-SOCIOLOGY Sociology 285A: Environmental Justice: Race, Gender, Class, and Region | N | 747-508-200 | SEM 1 | | | M | 1:00- 3:50P | ROLFE 3123 | BAILEY, K.D. | 10 | 30 | | 4.0 |
| 285B | SPCL TPCS-SOCIOLOGY Sociology 285B: Sociology of Mexican Americans | N | 747-509-200 | SEM 1 | | | M | 2:00- 4:50P | BUNCHE 3161 | TELLES, E.E. | 10 | 08 | | 4.0 |
| 285C | SPCL TPCS-SOCIOLOGY Sociology 285C: Teaching Technology | N | 747-510-200 | SEM 1 | | | W | 3:00- 5:50P | POWELL | STEIN, J. | 10 | 09 | | 4.0 |
| 285D | SPCL TPCS-SOCIOLOGY Sociology 285D: Grant Writing | N | 747-511-200 | SEM 1 | | | R | 3:30- 6:20P | ROLFE 2106 | EMIGH, R.J. | 10 | 16 | | 4.0 |
| 285I | SPCL TPCS-SOCIOLOGY Sociology 285I: Gender and Family in Latin America | N | 747-517-200 | SEM 1 | | | W | 2:00- 4:50P | ROLFE 2106 | GOLDANI, A.M. | 14 | 30 | | 4.0 |
| 295 | WORK GROUP-SOCILGY | N | 747-569-201 | DIS 1 | | | W | 12:00- 1:50P | HAINES 215 | MARE, R.D. | 15 | 06 | SU | 1.0- 4.0 |
| 299C | LATIN AMERICAN SOC | N | 747-598-100 | SEM 1 | | | UNSCHE | | | LOPEZ, D. | 15 | 30 | SU | 2.0 |
| M402 | EVAL-HEALTH SERVICE | N | 747-604-200 | LEC 1 | | | TR | 10:00-11:50A 12:00-12:50P | PUB HLT 71257 PUB HLT 61269 | BASTANI, R. | 5 | 13 | G | 4.0 |

SAME AS : HLT SER M422
RESTRICT: DEPARTMENT CONSENT

| CATALOG NUMBER | COURSE TITLE | ENF REQ | IM | ID NUMBER | CLS TYP | SEC | FEE | DAYS | TIME | BUILDING/ ROOM | INSTRUCTOR | ENRL CAP | XC | CR TP | UNITS | |
|----------------|----------------------|---------|---------------|-------------|---------|-------------|-----|--------|--------------|----------------|--------------------|---------------|----------------|-------|----------|----------|
| 148 | DESIGN & TECH THEA | N | | 356-600-200 | LEC | 1 | | M | 4:00- 6:50P | MACGOWN 2310C | WARD, W.D. | 20 | 08 | | 4.0 | |
| | | | | 356-600-201 | LEC | 2 | | | | MACGOWN | IONAZZI, D.A. | 20 | 13 | | 4.0 | |
| | | | | 356-600-202 | LEC | 3 | | TR | 10:00-11:20A | MACGOWN | IONAZZI, D.A. | 20 | 13 | | 4.0 | |
| | | | | 356-600-202 | LEC | 3 | | TR | 1:30- 2:50P | MACGOWN | | 15 | 15 | | 4.0 | |
| 150 | THTR PRDCTN&PRFRMNC | Y | | 356-611-201 | STU | 1 | | MW | 1:00- 3:50P | MACGOWN 1220 | IONAZZI, D.A. | 3 | 30 | G | 2.0 | |
| | | | | 356-611-202 | STU | 2 | | | | MACGOWN 1220 | IONAZZI, D.A. | 3 | 30 | G | 2.0 | |
| | | | | 356-611-203 | STU | 3 | | | F | 9:00-11:50A | MACGOWN 1220 | IONAZZI, D.A. | 3 | 30 | G | 2.0 |
| | | | | 356-611-204 | STU | 4 | | | F | 1:00- 3:50P | MACGOWN | | | | | |
| | | | | | | 356-611-204 | STU | 4 | | UNSCHE | | IONAZZI, D.A. | 8 | 30 | G | 2.0 |
| | | | | | | 356-611-205 | STU | 5 | | UNSCHE | | IONAZZI, D.A. | 4 | 30 | G | 2.0 |
| | | | | | | 356-611-206 | STU | 6 | | UNSCHE | | IONAZZI, D.A. | 8 | 30 | G | 2.0 |
| | | | | | | 356-611-207 | STU | 7 | | UNSCHE | | IONAZZI, D.A. | 5 | 30 | G | 2.0 |
| | | | | | | 356-611-208 | STU | 8 | | UNSCHE | | IONAZZI, D.A. | 5 | 30 | G | 2.0 |
| | | | | | | 356-611-209 | STU | 9 | | UNSCHE | | IONAZZI, D.A. | 3 | 30 | G | 2.0 |
| | | | | | | 356-611-210 | STU | 10 | | UNSCHE | | IONAZZI, D.A. | 2 | 30 | G | 2.0 |
| | | | | | | 356-611-211 | STU | 11 | | UNSCHE | | IONAZZI, D.A. | 2 | 30 | G | 2.0 |
| | | | | | | 356-611-212 | STU | 12 | | UNSCHE | | THE STAFF | 20 | 30 | G | 2.0 |
| | | 151B | SCENIC DESIGN | Y | | 356-621-200 | LEC | 1 | | MW | 11:00-12:50P | MACGOWN | JAMPOLIS, N.P. | 20 | 04 | G |
| 153B | COSTUME DESIGN | Y | | 356-634-200 | LEC | 1 | | MF | 2:00- 3:50P | MACGOWN 1165 | RAMICOVA, D. | 20 | 07 | G | 4.0 | |
| C153C | COSTUME DSGN-FLM&TV | Y | | 356-636-200 | LEC | 1 | | S | 9:00-12:50P | MACGOWN 2310C | THE STAFF | 20 | 30 | G | 4.0 | |
| C154C | SOUND FOR FILM&TV | N | | 356-637-200 | LEC | 1 | | TR | 11:00-12:20P | MACGOWN 2310C | WARD, W.D. | 10 | 13 | G | 4.0 | |
| C155C | MARKER RENDERING | Y | | 356-680-200 | STU | 1 | | R | 9:00-12:50P | MACGOWN 1165 | RAMICOVA, D. | 20 | 12 | G | 2.0 | |
| C156C | CMPTR ASSIST RNRDNG | Y | | 356-656-200 | STU | 1 | | TR | 9:00-10:50A | MACGOWN 2310C | ROSE, R.S. | 10 | 12 | G | 2.0 | |
| C157C | COSTUME CONSTRCTION | Y | | 356-675-200 | STU | 1 | | TR | 9:00-10:50A | MACGOWN 2204 | MCGUIRE, W.J. | 10 | 30 | | 2.0 | |
| 160 | FUND-PLAY DIRECTION | N | | 356-648-200 | LEC | 1 | | F | 3:00- 5:50P | MACGOWN | | 20 | 07 | | 5.0 | |
| | | | | 356-648-201 | LAB | 1A | | | | MACGOWN 1330 | | 20 | | | 0.0 | |
| | | | | 356-648-202 | LAB | 1B | | TR | 3:00- 4:50P | MACGOWN 1330 | | 20 | | | 0.0 | |
| 163B | DIRECTING FOR STAGE | Y | | 356-667-200 | LEC | 1 | | RF | 9:00-11:50A | MACGOWN | MCLAIN, M.S. | 20 | 12 | G | 4.0 | |
| 163C | DIRECTING FOR STAGE | Y | | 356-668-200 | LEC | 1 | | TR | 2:00- 3:50P | MACGOWN | HACKETT, M.J. | 25 | 15 | G | 4.0 | |
| 171A | ADV THEATER LAB | N | | 356-684-200 | LAB | 1 | | UNSCHE | | MACGOWN | GARDNER, G.A. | 10 | 30 | | 1.0- 4.0 | |
| | | | | 356-684-201 | LAB | 2 | | | | MACGOWN | THE STAFF | 10 | 30 | | 1.0- 4.0 | |
| | | | | 356-684-202 | LAB | 3 | | | | MACGOWN | SHAPIRO, M. | 10 | 30 | | 1.0- 4.0 | |
| | | | | 356-684-203 | LAB | 4 | | | | MACGOWN | VALENZUELA, J.L. | 20 | 30 | | 1.0- 4.0 | |
| 171B | ADV THEATER LAB | N | | 356-685-200 | LAB | 1 | | UNSCHE | | MACGOWN | IONAZZI, D.A. | 10 | 30 | | 1.0- 4.0 | |
| | | | | 356-685-201 | LAB | 2 | | | | MACGOWN | IONAZZI, D.A. | 10 | 30 | | 1.0- 4.0 | |
| | | | | 356-685-202 | LAB | 3 | | | | MACGOWN | IONAZZI, D.A. | 10 | 30 | | 1.0- 4.0 | |
| | | | | 356-685-203 | LAB | 4 | | | | MACGOWN | IONAZZI, D.A. | 10 | 30 | | 1.0- 4.0 | |
| | | | | 356-685-204 | LAB | 5 | | | | MACGOWN | IONAZZI, D.A. | 20 | 30 | | 1.0- 4.0 | |
| | | | | 356-685-205 | LAB | 6 | | | | MACGOWN | IONAZZI, D.A. | 20 | 30 | | 1.0- 4.0 | |
| 173A | DESIGN ASGNMNT-ASST | Y | | 356-694-200 | STU | 1 | | UNSCHE | | MACGOWN | IONAZZI, D.A. | 25 | 30 | G | 2.0 | |
| 173B | PRDCTN DSGN ASGNMNT | Y | | 356-695-200 | STU | 1 | | UNSCHE | | MACGOWN | IONAZZI, D.A. | 10 | 30 | G | 2.0 | |
| M178 | FILM&TV ACTNG WKSHP | N | | 356-715-201 | LAB | 1 | | TR | 9:00-11:50A | MELNITZ 1462A | SALVI, D.N. | 10 | 30 | G | 2.0 | |
| | | | | | | | | | | | | | | | | |
| 180 | SENIOR PROJECT | Y | | 356-733-200 | LEC | 1 | | TR | 1:00- 2:20P | MACGOWN 1165 | HARTER, P.M. | 50 | 15 | G | 4.0 | |
| | | | | 356-733-201 | LEC | 2 | | | | MACGOWN | HARTER, P.M. | 25 | 16 | G | 4.0 | |
| 192 | MP&TV&THTR INTRNSHP | N | | 356-799-200 | FLD | 1 | | TBA | | NO FAC | WARD, W.D. | 25 | 30 | | 2.0/ 8.0 | |
| | | | | 356-799-201 | FLD | 2 | | | MW | 10:30-11:50A | MACGOWN 1330 | CARUSO, S. | 25 | 03 | | 2.0/ 8.0 |
| 202R | SEM-EAST ASIAN THTR | N | | 756-054-200 | SEM | 1 | | T | 1:00- 3:50P | MACGOWN | SORGENFREI, C. | 25 | 15 | | 4.0 | |
| 205C | BKGDND THEATRICAL AR | N | | 756-076-200 | DIS | 1 | | F | 1:00- 3:50P | MACGOWN | KATZ, L. | 45 | 07 | | 4.0 | |
| 207A | THEATER AESTHETICS | N | | 756-093-200 | LEC | 1 | | R | 10:00-12:50P | MACGOWN | KRAJEWSKA-WIECZORE | 20 | 14 | | 4.0 | |
| 209 | THEATER AUTHORS | N | | 756-118-200 | SEM | 1 | | R | 3:00- 5:50P | MACGOWN | ROBINSON, B.J. | 25 | 30 | | 5.0 | |
| 216C | THEORY AND CRIT III | Y | | 756-155-200 | LEC | 1 | | TR | 1:00- 3:50P | MACGOWN | CASE, S. | 20 | 15 | G | 6.0 | |
| 230C | PERFORMNCE AND TEXT | N | | 756-230-200 | LEC | 1 | | M | 3:00- 5:50P | MACGOWN | GEIOGAMAH, H.L. | 15 | 30 | G | 4.0- 8.0 | |
| | | | | | | | | | | | | | | | | |

| CATALOG NUMBER | COURSE TITLE | ENF REQ | IM ID NUMBER | CLS TYP | SEC | FEE | DAYS | TIME | BUILDING/ ROOM | INSTRUCTOR | ENRL CAP | XC | CR TP | UNITS |
|----------------|--------------------------------|---------|--------------|--|-----|-----|------|--------------|----------------|------------------|----------|----|-------|----------|
| 232 | MANUSCRIPT ANALYSIS | N | 756-240-200 | LEC | 1 | | F | 1:00- 3:50P | MACGOWN | KATZ, L. | 15 | 07 | | 4.0 |
| | | | | RESTRICT: INSTRUCTOR CONSENT | | | | | | | | | | |
| 243C | SCENIC DESIGN | N | 756-292-200 | STU | 1 | | MW | 9:00-10:50A | MACGOWN 3312 | THE STAFF | 15 | 30 | | 4.0 |
| | | | | RESTRICT: THEATER, THEATER ARTS MAJORS | | | | | | | | | | |
| 244A | ADV THEATER PRODCTN | N | 756-293-200 | STU | 1 | | | UNSCHE | | SHAPIRO, M. | 20 | 30 | G | 2.0- 8.0 |
| | | | | RESTRICT: THEATER, THEATER ARTS MAJORS | | | | | | | | | | |
| 245B | PRODUCTN MANAGEMENT | Y | 756-299-200 | LEC | 1 | | TR | 11:00-12:50P | MACGOWN | IONAZZI, D.A. | 15 | 13 | G | 4.0 |
| | | | | RESTRICT: INSTRUCTOR CONSENT | | | | | | | | | | |
| 246B | HISTORY OF COSTUME | N | 756-303-200 | LEC | 1 | | MW | 9:00-10:50A | MACGOWN | RAMICOVA, D. | 15 | 02 | G | 4.0 |
| | | | | RESTRICT: INSTRUCTOR CONSENT | | | | | | | | | | |
| 246C | HISTORY OF COSTUME | N | 756-305-200 | LEC | 1 | | W | 9:00-12:50P | MACGOWN 1165 | ARMSTRONG, A.M. | 20 | 02 | G | 4.0 |
| | | | | RESTRICT: INSTRUCTOR CONSENT | | | | | | | | | | |
| 261 | DIRECT-REALST DRAMA | N | 756-382-200 | LEC | 1 | | TR | 9:00-11:50A | MACGOWN 1340 | VALENZUELA, J.L. | 20 | 12 | G | 4.0 |
| | | | | RESTRICT: INSTRUCTOR CONSENT | | | | | | | | | | |
| 263 | PRODCTN PRJCT-STAGE | N | 756-390-200 | DIS | 1 | | | UNSCHE | | MCLAIN, M.S. | 20 | 30 | G | 2.0- 8.0 |
| | | | | RESTRICT: INSTRUCTOR CONSENT | | | | | | | | | | |
| | | | 756-390-201 | DIS | 2 | | | UNSCHE | | HACKETT, M.J. | 20 | 30 | G | 2.0- 8.0 |
| | | | | RESTRICT: INSTRUCTOR CONSENT | | | | | | | | | | |
| 290A | MGMT IN ARTST DECIS | N | 756-554-200 | DIS | 1 | | TBA | | | THE STAFF | 100 | 30 | | 4.0 |
| 298A | SPECIAL STUDIES | N | 756-594-200 | DIS | 1 | | TR | 10:30-11:50A | MACGOWN | HARTER, P.M. | 20 | 13 | | 2.0/ 4.0 |
| | | | | RESTRICT: INSTRUCTOR CONSENT | | | | | | | | | | |
| 298B | SPECIAL STUDIES | N | 756-595-200 | DIS | 1 | | M | 4:00- 6:50P | MACGOWN | WARD, W.D. | 15 | 08 | | 2.0/ 4.0 |
| | | | | RESTRICT: THEATER, THEATER ARTS MAJORS | | | | | | | | | | |
| 375 | TCHNG APRNTC PRCTCM | N | 756-600-200 | SEM | 1 | | | UNSCHE | | WARD, W.D. | 50 | 30 | SU | 1.0- 4.0 |
| | | | | RESTRICT: THEATER GRADUATE STUDENTS | | | | | | | | | | |
| 420C | ADVANCED ACTING 1 | N | 756-607-200 | STU | 1 | | TRF | 9:00-11:50A | MCGWN E 102 | JENS, S. | 25 | 30 | G | 4.0 |
| | | | | RESTRICT: THEATER GRADUATE STUDENTS | | | | | | | | | | |
| | Theater 420C, studio 1: Acting | | | | | | | | | | | | | |
| 421C | ADVANCED ACTING 2 | N | 756-614-200 | STU | 1 | | MW | 1:00- 2:50P | MACGOWN | SHAPIRO, M. | 25 | 30 | G | 4.0/ 8.0 |
| | | | | RESTRICT: THEATER GRADUATE STUDENTS | | | | | | | | | | |
| 422 | ADV ACT-THTR&FLM&TV | N | 756-616-200 | STU | 1 | | TR | 12:00- 3:50P | MELNITZ 1451B | SALVI, D.N. | 25 | 14 | SU | 8.0-12.0 |
| | | | | RESTRICT: THEATER GRADUATE STUDENTS | | | | | | | | | | |
| 424C | ADV VOICE&SPEECH 1 | N | 756-629-200 | STU | 1 | | MW | 1:30- 2:50P | MCGWN E 102 | MORELAND, J.E. | 25 | 06 | G | 2.0- 4.0 |
| | | | | RESTRICT: THEATER GRADUATE STUDENTS | | | | | | | | | | |
| | | | | RESTRICT: THEATER GRADUATE STUDENTS | | | | | | | | | | |
| 424F | ADV VOICE&SPEECH 2 | N | 756-636-200 | STU | 1 | | MW | 3:30- 4:20P | MCGWN E 101 | MORELAND, J.E. | 25 | 30 | G | 2.0- 4.0 |
| | | | | RESTRICT: THEATER GRADUATE STUDENTS | | | | | | | | | | |
| | | | | RESTRICT: THEATER GRADUATE STUDENTS | | | | | | | | | | |
| 425C | ADVANCED MOVEMENT 1 | N | 756-640-200 | STU | 1 | | TR | 4:30- 5:50P | MACGOWN 1350 | ORTH, T.J. | 25 | 30 | G | 2.0- 4.0 |
| | | | | RESTRICT: THEATER GRADUATE STUDENTS | | | | | | | | | | |
| | | | | RESTRICT: THEATER GRADUATE STUDENTS | | | | | | | | | | |
| 425F | ADVANCED MOVEMENT 2 | N | 756-647-200 | STU | 1 | | MW | 4:30- 5:50P | MACGOWN 1350 | THE STAFF | 25 | 09 | G | 2.0- 4.0 |
| | | | | RESTRICT: THEATER GRADUATE STUDENTS | | | | | | | | | | |
| 430C | ADV STD-PLAYWRITING | N | 756-654-200 | LEC | 1 | | M | 3:00- 5:50P | MACGOWN 2310A | VILLARREAL, E.E. | 10 | 30 | | 4.0- 8.0 |
| | | | | RESTRICT: INSTRUCTOR CONSENT | | | | | | | | | | |
| 431 | TOPICS-PLAYWRITING | N | 756-656-200 | DIS | 1 | | W | 3:00- 5:50P | MACGOWN | GEIOGAMAHA, H.L. | 20 | 09 | | 4.0 |
| | | | | RESTRICT: INSTRUCTOR CONSENT | | | | | | | | | | |
| C433C | SCRIPT DVLPMT WKSHP | N | 756-649-200 | LEC | 1 | | MW | 1:00- 2:50P | MACGOWN 2310A | VALENZUELA, J.L. | 10 | 06 | G | 4.0- 8.0 |
| | | | | RESTRICT: INSTRUCTOR CONSENT | | | | | | | | | | |
| 441C | LIGHTING DESIGN | N | 756-674-200 | LEC | 1 | | MW | 9:00-10:50A | MACGOWN | JAMPOLIS, N.P. | 20 | 02 | G | 4.0 |
| | | | | RESTRICT: THEATER GRADUATE STUDENTS | | | | | | | | | | |
| 442C | COSTUME DESIGN | N | 756-681-200 | LEC | 1 | | S | 10:00- 1:50P | MACGOWN 2310B | THE STAFF | 20 | 30 | G | 4.0 |
| | | | | RESTRICT: THEATER GRADUATE STUDENTS | | | | | | | | | | |
| | | | 756-681-201 | LEC | 2 | | T | 9:00-12:50P | MACGOWN 1165 | RAMICOVA, D. | 20 | 30 | G | 4.0 |
| | | | | RESTRICT: THEATER GRADUATE STUDENTS | | | | | | | | | | |
| C453C | COSTUME DSGN-FLM&TV | Y | 756-803-200 | LEC | 1 | | S | 9:00-12:50P | MACGOWN 2310C | THE STAFF | 5 | 30 | G | 4.0 |
| C454C | SOUND FOR FILM&TV | N | 756-648-200 | LEC | 1 | | TR | 11:00-12:20P | MACGOWN 2310C | WARD, W.D. | 20 | 13 | G | 4.0 |
| | | | | RESTRICT: INSTRUCTOR CONSENT | | | | | | | | | | |
| C455C | MARKER RENDERING | Y | 756-809-200 | STU | 1 | | R | 9:00-12:50P | MACGOWN 1165 | RAMICOVA, D. | 20 | 12 | G | 2.0 |
| | | | | RESTRICT: THEATER GRADUATE STUDENTS | | | | | | | | | | |
| C456C | CMPTR-ASSIST RNDRNG | Y | 756-733-200 | STU | 1 | | TR | 9:00-10:50A | MACGOWN 2310C | ROSE, R.S. | 10 | 30 | G | 2.0 |
| | | | | RESTRICT: THEATER GRADUATE STUDENTS | | | | | | | | | | |
| C457C | COSTUME CONSTRCTION | Y | 756-725-200 | STU | 1 | | F | 9:00-12:50P | MACGOWN 2204 | MCGUIRE, W.J. | 10 | 30 | | 2.0 |
| | | | | RESTRICT: THEATER GRADUATE STUDENTS | | | | | | | | | | |
| 459B | DIRECT-THTR&FILM&TV | N | 756-721-200 | LEC | 1 | | W | 9:00-11:50A | MELNITZ | CATES, G. | 20 | 02 | | 4.0 |
| | | | | RESTRICT: INSTRUCTOR CONSENT | | | | | | | | | | |
| 463 | PROD PROJ-DIRCT-STG | N | 756-718-200 | STU | 1 | | | UNSCHE | | MCLAIN, M.S. | 20 | 30 | G | 8.0/12.0 |
| | | | | RESTRICT: THEATER GRADUATE STUDENTS | | | | | | | | | | |
| C472 | PRODUCTN&PERFMN LAB | N | 756-739-200 | LAB | 1 | | | UNSCHE | | WILBUR, M.L. | 20 | 30 | | 2.0- 8.0 |
| | | | | RESTRICT: THEATER GRADUATE STUDENTS | | | | | | | | | | |
| | | | 756-739-201 | LAB | 2 | | | UNSCHE | | SCHWEIZER, D.H. | 20 | 30 | | 2.0- 8.0 |
| | | | | RESTRICT: THEATER GRADUATE STUDENTS | | | | | | | | | | |
| | | | 756-739-202 | LAB | 3 | | | UNSCHE | | THE STAFF | 20 | 30 | | 2.0- 8.0 |
| | | | | RESTRICT: THEATER GRADUATE STUDENTS | | | | | | | | | | |
| 474 | PROJECTS-THTR DSGN | N | 756-737-201 | LAB | 1 | | | UNSCHE | | THE STAFF | 10 | 30 | G | 2.0- 4.0 |
| | | | | RESTRICT: THEATER GRADUATE STUDENTS | | | | | | | | | | |
| | | | 756-737-202 | LAB | 2 | | | UNSCHE | | ARMSTRONG, A.M. | 10 | 30 | G | 2.0- 4.0 |
| | | | | RESTRICT: THEATER GRADUATE STUDENTS | | | | | | | | | | |
| | | | 756-737-203 | LAB | 3 | | | UNSCHE | | JAMPOLIS, N.P. | 10 | 30 | G | 2.0- 4.0 |
| | | | | RESTRICT: THEATER GRADUATE STUDENTS | | | | | | | | | | |
| | | | 756-737-204 | LAB | 4 | | | UNSCHE | | RAMICOVA, D. | 10 | 30 | G | 2.0- 4.0 |
| | | | | RESTRICT: THEATER GRADUATE STUDENTS | | | | | | | | | | |
| | | | 756-737-200 | LAB | 5 | | | UNSCHE | | IONAZZI, D.A. | 10 | 30 | G | 2.0- 4.0 |
| | | | | RESTRICT: THEATER GRADUATE STUDENTS | | | | | | | | | | |
| | | | 756-737-206 | LAB | 6 | | | UNSCHE | | WARD, W.D. | 10 | 30 | G | 2.0- 4.0 |
| | | | | RESTRICT: THEATER GRADUATE STUDENTS | | | | | | | | | | |
| 495C | PRACTICM-TCHNG THTR | N | 756-778-200 | SEM | 1 | | | UNSCHE | | | 20 | 30 | G | 2.0 |
| | | | | RESTRICT: THEATER GRADUATE STUDENTS | | | | | | | | | | |

| CATALOG NUMBER | COURSE TITLE | ENF REQ | IM ID NUMBER | CLS TYP | SEC | FEE | DAYS | TIME | BUILDING/ ROOM | INSTRUCTOR | ENRL CAP | XC | CR TP | UNITS |
|--|----------------------|---------|--------------|---------|-----|-----|---------|--------------|----------------|--------------------|----------|----|-------|----------|
| 498 | INTERN-THTR&FILM&TV | N | 756-789-200 | TUT | 1 | | | UNSCHED | | WARD, W.D. | 10 | 30 | | 4.0-12.0 |
| RESTRICT: INSTRUCTOR CONSENT | | | | | | | | | | | | | | |
| URBAN PLANNING | | | | | | | | | | | | | | |
| CM128 | GLOBAL ENVIR&DVLPMT | Y | ----- | LEC | 1 | | MW | 5:00- 6:15P | BUNCHE | THE STAFF | 6 | 09 | | 4.0 |
| SAME AS : GEOG M128, URB PLN C266 | | | | | | | | | | | | | | |
| | | | 361-468-201 | DIS | 1A | | T | 1:00- 1:50P | BUNCHE | | 2 | | | 0.0 |
| | | | 361-468-202 | DIS | 1B | | R | 10:00-10:50A | BUNCHE | | 2 | | | 0.0 |
| | | | 361-468-203 | DIS | 1C | | F | 11:00-11:50A | BUNCHE | | 2 | | | 0.0 |
| CM189 | ENVIRONMENTALISM | N | 361-796-200 | DIS | 1 | | T | 2:00- 4:50P | PUB POL 2355 | HECHT, S.B. | 50 | 15 | | 4.0- 6.0 |
| SAME AS : GEOG M115 | | | | | | | | | | | | | | |
| 191 | CITIES AND PLANNING | N | 361-809-200 | LEC | 1 | | TR | 9:30-10:45A | PUB POL 2242 | GRIGSBY, J.E. | 45 | 12 | | 4.0 |
| M206B | ADV GEOG INFO SYSTM | N | 761-047-200 | LEC | 1 | | MW | 12:30- 1:50P | PUB POL 1015A | HOUSTON, J.D. | 25 | 05 | G | 4.0 |
| RESTRICT: URBAN PLANNING MAJORS | | | | | | | | | | | | | | |
| 210C | COLLOQM-PLANN THRY | N | 761-070-200 | LEC | 1 | | M | 2:00- 4:50P | PUB POL 5273 | SOJA, E.W. | 20 | 30 | | 4.0 |
| RESTRICT: URBAN PLANNING MAJORS | | | | | | | | | | | | | | |
| 211 | LAW&QUALTY URBN LIF | N | 761-072-200 | LEC | 1 | | TR | 11:00-12:15P | PUB POL 1337 | SHERMAN, S.D. | 35 | 30 | | 4.0 |
| RESTRICT: URBAN PLANNING MAJORS | | | | | | | | | | | | | | |
| 217B | COMPRHNSV PLAN PROJ | N | 761-113-200 | SEM | 1 | | M | 9:00-11:50A | PUB POL 4320B | COMMINS, S.K. | 30 | 30 | SU | 4.0 |
| RESTRICT: URBAN PLANNING MAJORS | | | | | | | | | | | | | | |
| 219 | SPCL TPC-BILT ENVRN | N | 761-124-200 | LEC | 1 | | W | 5:00- 7:50P | PUB POL 2343 | LEAVITT, J. | 20 | 23 | | 2.0- 8.0 |
| RESTRICT: URBAN PLANNING MAJORS | | | | | | | | | | | | | | |
| Urban Planning 219: Community Scholars Client Project | | | | | | | | | | | | | | |
| 222 | HIST&THRY-URBAN PLN | N | 761-144-200 | LEC | 1 | | MW | 9:30-10:50A | PUB POL 2343 | BLUMENBERG, E.A. | 30 | 02 | G | 4.0 |
| RESTRICT: URBAN PLANNING MAJORS | | | | | | | | | | | | | | |
| 229 | SPCL TPC-PLNNG MTHD | N | 761-200-200 | LEC | 1 | | T | 2:00- 4:50P | PUB POL 6362 | TAYLOR, B.D. | 20 | 15 | | 2.0- 8.0 |
| RESTRICT: URBAN PLANNING MAJORS | | | | | | | | | | | | | | |
| Urban Planning 229: Ph.D. Seminar | | | | | | | | | | | | | | |
| 233 | PLTCL ECON-URBANZTN | N | 761-228-200 | LEC | 1 | | W | 2:00- 4:50P | PUB POL 2319 | SOJA, E.W. | 25 | 09 | | 4.0 |
| RESTRICT: URBAN PLANNING MAJORS | | | | | | | | | | | | | | |
| 234B | RURAL DVLPMT ISSUES | N | 761-222-200 | LEC | 1 | | W | 2:00- 4:50P | PUB POL 2317 | HECHT, S.B. | 30 | 09 | G | 4.0 |
| RESTRICT: URBAN PLANNING MAJORS | | | | | | | | | | | | | | |
| 236B | REGNL ECON DVLPMT 2 | N | 761-255-200 | LEC | 1 | | T | 9:00-11:50A | PUB POL 3343C | STORPER, M.C. | 30 | 11 | G | 4.0 |
| RESTRICT: URBAN PLANNING MAJORS | | | | | | | | | | | | | | |
| Urban Planning 236B: Globalization and Its Consequences | | | | | | | | | | | | | | |
| 236C | DEVLPMT-GLOBAL ECON | N | 761-259-200 | LEC | 1 | | M | 10:00-12:50P | PUB POL 3343C | STORPER, M.C. | 20 | 01 | G | 4.0 |
| RESTRICT: URBAN PLANNING MAJORS | | | | | | | | | | | | | | |
| 239 | SPCL TPC-DEVLP PLCY | N | 761-273-200 | SEM | 1 | | M | 2:00- 4:50P | PUB POL 2317 | HINOJOSA-OJEDA, R. | 30 | 08 | | 2.0- 8.0 |
| RESTRICT: URBAN PLANNING MAJORS | | | | | | | | | | | | | | |
| Urban Planning 239, seminar 1: Los Angeles in World Economy | | | | | | | | | | | | | | |
| 242 | LOCATIONAL CONFLICT | N | 761-290-200 | DIS | 1 | | T | 2:00- 4:50P | PUB POL 2319 | TAKAHASHI, L.M. | 25 | 15 | G | 4.0 |
| RESTRICT: URBAN PLANNING MAJORS | | | | | | | | | | | | | | |
| 249 | TOPC-SOCL PLCY&ANLY | N | 761-334-200 | LEC | 1 | | TBA | | | TAYLOR, B.D. | 18 | 30 | | 2.0- 8.0 |
| RESTRICT: INSTRUCTOR CONSENT | | | | | | | | | | | | | | |
| Urban Planning 249, lecture 1: Comparative Urban Transportation Policy | | | | | | | | | | | | | | |
| 251 | PLNNG-MULTIPL PUBLIC | N | 761-345-200 | LEC | 1 | | R | 2:00- 4:50P | PUB POL 2319 | GRIGSBY, J.E. | 25 | 16 | | 4.0 |
| RESTRICT: URBAN PLANNING MAJORS | | | | | | | | | | | | | | |
| M256 | TRAVL BEHAVIOR ANLY | Y | 761-383-200 | LEC | 1 | | W | 2:00- 4:50P | PUB POL 2238 | TAYLOR, B.D. | 35 | 09 | G | 4.0 |
| SAME AS : PLCY ST M221 | | | | | | | | | | | | | | |
| RESTRICT: URBAN PLANNING MAJORS | | | | | | | | | | | | | | |
| C265 | ENVIRONMENTALISM | N | 761-446-200 | DIS | 1 | | T | 2:00- 4:50P | PUB POL 2355 | HECHT, S.B. | 10 | 30 | | 4.0- 6.0 |
| RESTRICT: URBAN PLANNING MAJORS | | | | | | | | | | | | | | |
| C266 | GLOBAL ENVIR&DVLPMT | N | 761-459-200 | LEC | 1 | | MW | 5:00- 6:15P | BUNCHE | THE STAFF | 5 | 09 | | 4.0 |
| RESTRICT: URBAN PLANNING MAJORS | | | | | | | | | | | | | | |
| 269 | ENVRNMTL ANLY&PLCY | N | 761-468-200 | SEM | 1 | | M | 3:00- 5:50P | PUB POL 1343 | CRANE, R.D. | 30 | 08 | | 4.0 |
| RESTRICT: URBAN PLANNING MAJORS | | | | | | | | | | | | | | |
| Urban Planning 269, seminar 1: Sprawl | | | | | | | | | | | | | | |
| M272 | RL ESTATE DEV&FINNC | N | 761-480-200 | LEC | 1 | | R | 9:00-11:50A | PUB POL 3343C | RICHMAN, N.T. | 30 | 30 | | 4.0 |
| SAME AS : ARCH&UD M272 | | | | | | | | | | | | | | |
| RESTRICT: URBAN PLANNING MAJORS | | | | | | | | | | | | | | |
| 273 | SITE PLANNING | N | 761-484-200 | LEC | 1 | | T | 9:00-11:50A | PUB POL 4320B | MUKHIJA, V. | 30 | 11 | | 4.0 |
| RESTRICT: URBAN PLANNING MAJORS | | | | | | | | | | | | | | |
| M275 | COMM DEV&HOUSNG POL | N | 761-496-200 | LEC | 1 | | R | 2:00- 4:50P | PUB POL 3343C | LEAVITT, J. | 30 | 16 | G | 4.0 |
| SAME AS : PLCY ST M243, SOC WEL M290U | | | | | | | | | | | | | | |
| RESTRICT: URBAN PLANNING MAJORS | | | | | | | | | | | | | | |
| 281 | INTR-HST BLT ENV-US | N | 761-527-200 | LEC | 1 | | MW | 11:00-12:30P | PUB POL 1337 | LOUKAITOU-SIDERISA | 35 | 30 | | 4.0 |
| RESTRICT: URBAN PLANNING MAJORS | | | | | | | | | | | | | | |
| 282 | URBAN DESIGN | N | 761-530-200 | LEC | 1 | | T | 2:00- 4:50P | PUB POL 4320B | LOUKAITOU-SIDERISA | 25 | 30 | G | 4.0 |
| RESTRICT: URBAN PLANNING MAJORS | | | | | | | | | | | | | | |
| M288 | LDRSHP&DEVLP&GOVNCE | N | 761-553-200 | LEC | 1 | | T | 9:00-11:50A | PUB POL 4357B | TORRES-GIL, F.M. | 10 | 11 | G | 4.0 |
| SAME AS : PLCY ST M228, SOC WEL M241E | | | | | | | | | | | | | | |
| RESTRICT: URBAN PLANNING MAJORS | | | | | | | | | | | | | | |
| 375 | TCHNG APRNTC PRCTCM | N | 761-600-200 | SEM | 1 | | UNSCHED | | | SHOUP, D.C. | 10 | 30 | SU | 1.0- 4.0 |
| RESTRICT: URBAN PLANNING MAJORS | | | | | | | | | | | | | | |
| M470 | OCCUPL&ENVR HLTH ED | N | 761-740-200 | LEC | 1 | | R | 8:00-10:50A | PUB HLT | BROWN, M.P. | 5 | 12 | G | 2.0/ 4.0 |
| SAME AS : COM HLT M470 | | | | | | | | | | | | | | |
| RESTRICT: INSTRUCTOR CONSENT | | | | | | | | | | | | | | |

WOMEN'S STUDIES

All L&S undergraduate courses, except independent studies and other similar courses without webpages, are subject to the Instructional Enhancement Fee. See Course Materials Fees under "Miscellaneous Fees" in the "Registration" section.

| | | | | | | | | | | | | | | |
|----------------------|---------------------|---|-------------|-----|----|--|----|--------------|--------------|--------------|-----|----|--|-----|
| 10 | FMNST-WOMEN&SOCIETY | N | ----- | LEC | 1 | | TR | 2:00- 3:15P | BUNCHE 1209B | MELZER, S.E. | 132 | 15 | | 4.0 |
| | | | 367-030-201 | DIS | 1A | | W | 3:00- 3:50P | ROYCE 160 | | 22 | | | 0.0 |
| | | | 367-030-202 | DIS | 1B | | T | 4:00- 4:50P | MS 6201 | | 22 | | | 0.0 |
| | | | 367-030-203 | DIS | 1C | | W | 8:00- 8:50A | MS 3915A | | 22 | | | 0.0 |
| | | | 367-030-204 | DIS | 1D | | W | 9:00- 9:50A | MS 6201 | | 22 | | | 0.0 |
| | | | 367-030-205 | DIS | 1E | | R | 8:00- 8:50A | MS 3915A | | 22 | | | 0.0 |
| | | | 367-030-206 | DIS | 1F | | F | 10:00-10:50A | MS 3915D | | 22 | | | 0.0 |
| M107A | AMRCN WOMEN WRITERS | Y | 367-342-200 | LEC | 1 | | MW | 2:00- 3:50P | KINSEY 247 | RIEHLE, L.D. | 10 | 07 | | 5.0 |
| SAME AS : ENGL M107A | | | | | | | | | | | | | | |
| M107C | SPCL TPCS-WOMEN&LIT | Y | 367-344-200 | LEC | 1 | | TR | 4:00- 5:50P | KINSEY 247 | CURTIS, T.L. | 10 | 16 | | 5.0 |
| SAME AS : ENGL M107C | | | | | | | | | | | | | | |

| CATALOG NUMBER | COURSE TITLE | ENF REQ | IM ID NUMBER | CLS TYP | SEC | FEE | DAYS | TIME | BUILDING/ ROOM | INSTRUCTOR | ENRL CAP | XC | CR TP | UNITS |
|----------------|--|---------|--|---------|-----|-----|--------|--------------|----------------|--------------------|----------|----|-------|----------|
| M108 | LOVE&SEX-GERMAN LIT | N | 367-348-200 | LEC | 1 | | TR | 11:00-12:15P | FOWLER A139 | KOWALIK, J.A. | 5 | 13 | G | 4.0 |
| | | | SAME AS : GERMAN M108 | | | | | | | | | | | |
| 110A | FMNST THRY-SOCL SCI | Y | 367-360-200 | LEC | 1 | | TR | 2:00- 3:15P | KINSEY 365 | MILLER, L.L. | 30 | 15 | | 4.0 |
| | | | RESTRICT: JUNIORS AND ABOVE & WOMEN'S STUDIES MAJORS | | | | | | | | | | | |
| M116 | SEXUALITY&THE CITY | Y | 367-396-200 | LEC | 1 | | TR | 4:00- 5:50P | PUB POL 2270 | SCHULTZ, J.A. | 15 | 16 | G | 4.0 |
| | | | SAME AS : LGTB M116 | | | | | | | | | | | |
| 130 | WOMEN OF COLOR-U S | Y | 367-480-200 | LEC | 1 | | MW | 10:00-11:50A | ROLFE 3135 | LODHIA, S. | 30 | 03 | | 4.0 |
| M132A | CHICANA FEMINISM | Y | 367-492-200 | LEC | 1 | | TR | 11:00-12:50P | PUB POL 1270 | | 10 | 13 | | 4.0 |
| | | | SAME AS : CHICANO M110 | | | | | | | | | | | |
| 135 | WOMEN-PHYSICS&MATH | N | 367-510-200 | LEC | 1 | | R | 1:00- 3:50P | KINSEY 96 | BYERS, N. | 25 | 16 | | 4.0 |
| M148 | WOMEN IN HIGHER ED | N | 367-588-200 | LEC | 1 | | M | 1:00- 4:50P | MOORE 3320 | SAX, L.J. | 10 | 05 | | 4.0 |
| | | | SAME AS : EDUC M148 | | | | | | | | | | | |
| 185 | B SMITH-RIOT GRRRL | N | 367-810-200 | LEC | 1 | | T | 1:00- 3:50P | KINSEY 96 | ECHOLS, A. | 15 | 15 | | 4.0 |
| | Women's Studies 185, lecture 1: Sexual and Racial Politics of Popular Music from Bessie Smith to Riot Grrrl. | | | | | | | | | | | | | |
| | SPCL TPC-WOMNS STDS | N | 367-810-201 | LEC | 2 | | W | 3:00- 5:50P | PUB POL 1284 | CONES, J. | 15 | 09 | | 4.0 |
| | Women's Studies 185, lecture 2: | | | | | | | | | | | | | |
| | | | 367-810-202 | LEC | 3 | | TBA | | | HAMMER, R. | 10 | 20 | | 4.0 |
| M186 | WOMEN-SCANDINVN LIT | Y | 367-816-200 | DIS | 1 | | W | 2:00- 4:50P | BUNCHE 3178 | NORSENG, M.K. | 5 | 09 | | 4.0 |
| | | | SAME AS : SCAND CM186 | | | | | | | | | | | |
| M190 | BILINGUAL WRITING | Y | 367-840-200 | SEM | 1 | | TR | 4:00- 5:50P | MOORE 1003 | GASPAR DE ALBA, A. | 5 | 16 | G | 4.0 |
| | | | SAME AS : CHICANO M190 | | | | | | | | | | | |
| M192 | PHIL ANLY-FEM THERY | N | 367-852-200 | LEC | 1 | | WF | 1:00- 2:50P | PUB POL 1256 | | 10 | 06 | G | 4.0 |
| | | | SAME AS : PHILOS M192 | | | | | | | | | | | |
| 197 | SENIOR RESEARCH SEM | Y | 367-882-200 | SEM | 1 | | T | 9:00-11:50A | DICKSON 4260 | DEXTER, M.R. | 15 | 11 | | 4.0 |
| | | | RESTRICT: DEPARTMENT CONSENT | | | | | | | | | | | |
| 202 | MULTICLTRL PRSPCTVS | N | 767-012-200 | LEC | 1 | | T | 2:00- 4:50P | PUB POL 1343 | HALE, S. | 15 | 15 | G | 4.0 |
| | | | RESTRICT: WOMEN'S STUDIES MAJORS & GRADUATE STUDENTS | | | | | | | | | | | |
| 204 | CURRENT RESEARCH | N | 767-024-200 | SEM | 1 | | UNSCHE | | KINSEY | SILVERBERG, M.R. | 30 | 30 | SU | 1.0 |
| | | | RESTRICT: DEPARTMENT CONSENT | | | | | | | | | | | |
| 210 | TPCS-WOMN&PUB POLCY | N | 767-060-200 | LEC | 1 | | T | 9:00-11:50A | BUNCHE 3173 | LEIBMAN, A.J. | 15 | 30 | G | 4.0 |
| | | | | | | | T | 9:00-11:50A | BUNCHE 3150 | | | | | |
| | RESTRICT: WOMEN'S STUDIES MAJORS & GRADUATE STUDENTS | | | | | | | | | | | | | |
| | Women's Studies 210: Political Advocacy | | | | | | | | | | | | | |
| 375 | TCHNG APRNTC PRCTCM | N | 767-620-200 | SEM | 1 | | UNSCHE | | | MELZER, S.E. | 10 | 30 | SU | 1.0- 4.0 |
| | | | RESTRICT: DEPARTMENT CONSENT | | | | | | | | | | | |

WORLD ARTS AND CULTURES

WAC 6 through 15 (beginning movement classes) are limited to majors until March 22, 2002. At that time, enrollment will be opened to nonmajors, space permitting.
 WAC 56 through 65 (intermediate movement classes), C113A through C115 (advanced movement classes), and C413A through C415 (advanced movement classes) are by instructor consent.
 Auditions on the first day of class will determine enrollment.

| | | | | | | | | | | | | | | |
|----|---|---|---|-----|---|--|----|--------------|-------------|-----------------|----|----|----|-----|
| 2 | FOLK PERF-TRNSLVNIA | N | 359-006-200 | SEM | 1 | | MW | 9:00-10:20A | KINROSS 212 | QUIGLEY, C.H. | 20 | 02 | G | 4.0 |
| | | | RESTRICT: DANCE, DANCE/MVMNT, WAC, CLTR & PRFRMNC & FRESHMEN, SOPHOMORES ONLY | | | | | | | | | | | |
| | World Arts 2, seminar 1: Folk Performance in Transylvania | | | | | | | | | | | | | |
| | MARTL ART-HIST&PHIL | N | 359-006-202 | SEM | 3 | | TR | 2:30- 3:50P | KINROSS 214 | BOLELLI, D. | 18 | 15 | G | 4.0 |
| | | | RESTRICT: DANCE, DANCE/MVMNT, WAC, CLTR & PRFRMNC & FRESHMEN, SOPHOMORES ONLY | | | | | | | | | | | |
| | World Arts 2, seminar 3: History and Philosophy of Martial Arts | | | | | | | | | | | | | |
| | EXPLORING RUMBA | N | 359-006-203 | SEM | 4 | | MW | 3:00- 4:20P | KINROSS 214 | WARDINSKY, S.E. | 18 | 08 | G | 4.0 |
| | | | RESTRICT: DANCE, DANCE/MVMNT, WAC, CLTR & PRFRMNC & FRESHMEN, SOPHOMORES ONLY | | | | | | | | | | | |
| | World Arts 2, seminar 4: Rumba: Exploring the Musical and Cultural Phenomenon | | | | | | | | | | | | | |
| 3 | WORLD ARTS FORUM | N | 359-009-200 | LEC | 1 | | F | 11:00-12:20P | KINROSS 126 | DALLY, L.M. | 50 | 07 | PN | 1.0 |
| | | | RESTRICT: DANCE, DANCE/MVMNT, WAC, CLTR & PRFRMNC | | | | | | | | | | | |
| 6 | BEG AFRO-CUBAN DNCE | N | 359-019-200 | STU | 1 | | TR | 1:00- 2:20P | KINROSS 126 | BLANCO, J.C. | 20 | 15 | | 2.0 |
| | | | RESTRICT: DANCE, DANCE/MVMNT, WAC, CLTR & PRFRMNC | | | | | | | | | | | |
| | World Arts 6, studio 1: Beginning Afro-Cuban Dance | | | | | | | | | | | | | |
| | BEG AFRO-CUBAN DRUM | N | 359-019-201 | STU | 2 | | MW | 5:00- 6:20P | KINROSS 327 | WARDINSKY, S.E. | 15 | 09 | | 2.0 |
| | World Arts 6, studio 2: Beginning Afro-Cuban Drumming | | | | | | | | | | | | | |
| 10 | BEG MARTIAL ARTS | N | 359-031-200 | STU | 1 | | TR | 9:30-10:50A | KINROSS 126 | BOLELLI, D. | 20 | 12 | | 2.0 |
| | | | RESTRICT: DANCE, DANCE/MVMNT, WAC, CLTR & PRFRMNC | | | | | | | | | | | |
| | World Arts 10, studio 1: Beginning Martial Arts | | | | | | | | | | | | | |
| 12 | BEG FILIPINO DANCE | N | 359-040-200 | STU | 1 | | TR | 2:30- 3:50P | KINROSS 126 | SAN JUAN, C.L. | 20 | 15 | | 2.0 |
| | | | RESTRICT: DANCE, DANCE/MVMNT, WAC, CLTR & PRFRMNC | | | | | | | | | | | |
| | World Arts 12, studio 1: Beginning Filipino Dance | | | | | | | | | | | | | |
| 15 | BEG MOD/PSTMOD DNCE | N | 359-045-200 | LAB | 1 | | MW | 11:00-12:20P | KINROSS 304 | CARNES, C.A. | 20 | 04 | | 2.0 |
| | | | RESTRICT: DANCE, DANCE/MVMNT, WAC, CLTR & PRFRMNC | | | | | | | | | | | |
| | | | 359-045-201 | LAB | 2 | | TR | 3:00- 4:20P | KINROSS 304 | VETTER, K.T. | 20 | 16 | | 2.0 |
| | | | RESTRICT: DANCE, DANCE/MVMNT, WAC, CLTR & PRFRMNC | | | | | | | | | | | |
| 16 | BEG IMPROVSTN-DANCE | N | 359-048-200 | LEC | 1 | | TR | 11:30-12:50P | KINROSS 301 | FORTI, S. | 20 | 13 | | 2.0 |
| | | | RESTRICT: DANCE, DANCE/MVMNT, WAC, CLTR & PRFRMNC | | | | | | | | | | | |
| 45 | INTRO-DANCE STUDIES | N | 359-135-200 | LEC | 1 | | MW | 1:00- 2:50P | KINROSS 126 | GERE, D.H. | 40 | 06 | | 4.0 |
| | | | RESTRICT: DANCE, DANCE/MVMNT, WAC, CLTR & PRFRMNC | | | | | | | | | | | |
| 56 | INT AFRO-CUBAN DNCE | N | 359-168-200 | STU | 1 | | TR | 11:00-12:20P | KINROSS 126 | BLANCO, J.C. | 20 | 13 | | 2.0 |
| | | | RESTRICT: INSTRUCTOR CONSENT | | | | | | | | | | | |
| | World Arts 56, studio 1: Intermediate Afro-Cuban Dance | | | | | | | | | | | | | |
| | INT AFRO-CUBAN DRUM | N | 359-168-201 | STU | 2 | | TR | 3:00- 4:20P | KINROSS 327 | WARDINSKY, S.E. | 15 | 16 | | 2.0 |
| | | | RESTRICT: INSTRUCTOR CONSENT | | | | | | | | | | | |
| | World Arts 56, studio 2: Intermediate Afro-Cuban Drumming | | | | | | | | | | | | | |
| 59 | INTERMEDIATE TAP | N | 359-177-200 | STU | 1 | | TR | 11:00-12:50P | KINROSS 111 | DALLY, L.M. | 20 | 13 | | 2.0 |
| | | | RESTRICT: INSTRUCTOR CONSENT | | | | | | | | | | | |
| | World Arts 59, studio 1: Intermediate Tap | | | | | | | | | | | | | |
| 61 | INTERMEDIATE YOGA | N | 359-183-200 | STU | 1 | | MW | 1:00- 2:20P | KINROSS 111 | BAILEY, S.R. | 20 | 06 | | 2.0 |
| | | | RESTRICT: INSTRUCTOR CONSENT | | | | | | | | | | | |
| | World Arts 61: Intermediate Yoga | | | | | | | | | | | | | |
| | INT DANCE OF INDIA | N | 359-183-201 | STU | 2 | | TR | 4:00- 5:20P | KINROSS 301 | PRAKASH, V. | 20 | 16 | | 2.0 |
| | | | RESTRICT: INSTRUCTOR CONSENT | | | | | | | | | | | |
| | World Arts 61, studio 2: Intermediate Dance of India | | | | | | | | | | | | | |
| 62 | INT INDONESIA DNCE | N | 359-186-200 | STU | 1 | | TR | 2:30- 3:50P | KINROSS 112 | SUSILOWATI, S. | 20 | 15 | | 2.0 |
| | | | RESTRICT: INSTRUCTOR CONSENT | | | | | | | | | | | |
| | World Arts 62: Intermediate Indonesian Dance | | | | | | | | | | | | | |
| 63 | INTERMEDIATE BALLET | N | 359-189-200 | STU | 1 | | MW | 1:00- 2:50P | KINROSS 304 | BLOOM, M.L. | 20 | 06 | | 2.0 |
| | | | RESTRICT: INSTRUCTOR CONSENT | | | | | | | | | | | |
| | World Arts 63, studio 1: Intermediate Ballet | | | | | | | | | | | | | |
| 65 | INT MOD/PSTMOD DNCE | N | 359-195-200 | STU | 1 | | TR | 1:00- 2:50P | KINROSS 304 | ROUSSEVE, D.J. | 20 | 15 | | 2.0 |
| | | | RESTRICT: INSTRUCTOR CONSENT | | | | | | | | | | | |

| CATALOG NUMBER | COURSE TITLE | ENF REQ | IM ID NUMBER | CLS TYP | SEC | FEE | DAYS | TIME | BUILDING/ ROOM | INSTRUCTOR | ENRL CAP | XC | CR TP | UNITS |
|----------------|--|---------|--------------|--|-----|-----|------|-----------------|----------------|--------------------|----------|----|-------|----------|
| 69 | INTRO-INTCLTRL COMP | N | 359-207-200 | STU 1 | | | TR | 9:00-10:50A | KINROSS 301 | MOORTY, S.P. | 20 | 12 | | 2.0 |
| | | | | RESTRICT: DANCE,DANCE/MVMNT,WAC,CLTR&PRFRMNC | | | | | | | | | | |
| 70 | PRODUCTION | N | 359-211-200 | LAB 1 | | | F | 1:00- 2:20P | KINROSS 212 | YOUNG, A.M. | 20 | 07 | PN | 1.0 |
| | | | | RESTRICT: INSTRUCTOR CONSENT | | | | | | | | | | |
| 90 | SOPHOMORE PROPOSAL | N | 359-270-200 | LEC 1 | | | F | 11:00-12:20P | KINROSS 212 | GERE, D.H. | 30 | 07 | PN | 1.0 |
| | | | | RESTRICT: DANCE,DANCE/MVMNT,WAC,CLTR&PRFRMNC | | | | | | | | | | |
| 96 | PRIVATE INSTR-WAC | N | 359-288-200 | STU 1 | | | | UNSCHEd | | LEUNG, A.S. | 20 | 30 | PN | 2.0- 4.0 |
| | | | | RESTRICT: INSTRUCTOR CONSENT | | | | | | | | | | |
| | For World Arts and Cultures 100B, nonmajors may enroll on the second pass, space permitting. | | | | | | | | | | | | | |
| 100B | ART AS MORAL ACTION | N | 359-305-200 | LEC 1 | | | R | 2:00- 5:50P | HAINES 39 | SELLARS, P.M. | 350 | 16 | | 4.0 |
| | | | | RESTRICT: DANCE,DANCE/MVMNT,WAC,CLTR&PRFRMNC | | | | | | | | | | |
| 102 | INTRCLTRL PERFORMNC | Y | 359-312-200 | SEM 1 | | | W | 7:00- 9:50P | KINROSS 111 | SELLARS, P.M. | 20 | 23 | | 4.0 |
| | | | | RESTRICT: INSTRUCTOR CONSENT | | | | | | | | | | |
| | World Arts 102, seminar 1: Invisible World | | | | | | | | | | | | | |
| | | | 359-312-201 | SEM 2 | | | TR | 4:30- 6:20P | KINROSS 126 | TERRY, K. | 70 | 16 | | 4.0 |
| | World Arts 102, seminar 2: Body Tjak | | | | | | | | | | | | | |
| C109A | ADVANCED TAP | N | 359-355-200 | STU 1 | | | TR | 12:30- 2:20P | KINROSS 111 | DALLY, L.M. | 15 | 14 | | 2.0 |
| | | | | RESTRICT: INSTRUCTOR CONSENT | | | | | | | | | | |
| | World Arts C109A: Advanced Tap | | | | | | | | | | | | | |
| C113A | ADVANCED FLAMENCO | N | 359-377-200 | STU 1 | | | TR | 4:00- 5:20P | KINROSS 111 | DE LEON-TORSIELLOL | 20 | 16 | | 2.0 |
| | | | | RESTRICT: INSTRUCTOR CONSENT | | | | | | | | | | |
| | World Arts C113A, studio 1: Advanced Flamenco | | | | | | | | | | | | | |
| | ADVANCED BALLET | N | 359-377-201 | STU 2 | | | TR | 9:00-10:50A | KINROSS 304 | BLOOM, M.L. | 15 | 12 | | 2.0 |
| | | | | RESTRICT: INSTRUCTOR CONSENT | | | | | | | | | | |
| | World Arts C113A, studio 2: Advanced Ballet | | | | | | | | | | | | | |
| C115 | ADV MOD/PSTMOD DNCE | Y | 359-391-200 | STU 1 | | | | MWF 9:00-10:50A | KINROSS 301 | | 20 | 02 | | 2.0 |
| | | | | RESTRICT: INSTRUCTOR CONSENT | | | | | | | | | | |
| 116 | IMPROVISATION-DANCE | N | 359-396-200 | STU 1 | | | MW | 1:00- 2:50P | KINROSS 301 | FORTI, S. | 20 | 06 | | 2.0 |
| | | | | RESTRICT: INSTRUCTOR CONSENT | | | | | | | | | | |
| 117 | CHOREO-CULTR FUSION | Y | 359-402-200 | LEC 1 | | | TR | 1:00- 2:50P | KINROSS 301 | DE LEON-TORSIELLOL | 20 | 15 | | 4.0 |
| | | | | RESTRICT: DANCE,DANCE/MVMNT,WAC,CLTR&PRFRMNC | | | | | | | | | | |
| | World Arts 117: Choreography through Gaze of Cultural Fusion | | | | | | | | | | | | | |
| 119 | ADV INTRCULTRL COMP | Y | 359-415-200 | LEC 1 | | | MW | 11:00-12:50P | KINROSS 126 | | 20 | 04 | | 4.0 |
| | | | | RESTRICT: DANCE,DANCE/MVMNT,WAC,CLTR&PRFRMNC | | | | | | | | | | |
| 120 | CULTURE&VIOLENCE | N | 359-422-200 | LEC 1 | | | MW | 9:30-10:50A | ROLFE 2134 | COSENTINO, D.J. | 10 | 02 | | 4.0 |
| | | | | World Arts 120, lecture 1: Culture and Violence | | | | | | | | | | |
| | ROMANIAN FOLKLORE | N | 359-422-201 | LEC 2 | | | TR | 9:30-10:50A | KINROSS 212 | QUIGLEY, C.H. | 30 | 12 | | 4.0 |
| | | | | World Arts 120, lecture 2: Romanian Folklore in Translation | | | | | | | | | | |
| | VISUAL CULTURES | N | 359-422-202 | LEC 3 | | | TR | 1:00- 2:20P | KINROSS 214 | ROBERTS, A.F. | 15 | 15 | | 4.0 |
| | | | | RESTRICT: JUNIORS AND ABOVE | | | | | | | | | | |
| | World Arts 120, lecture 3: Visual Cultures: Understanding What We See | | | | | | | | | | | | | |
| 133 | AMAZONIAN TEXTILES | N | 359-499-200 | LEC 1 | | | W | 9:00-11:50A | FOWLER 2450 | | 15 | 02 | | 4.0 |
| | | | | World Arts 133: Amazonian Textiles | | | | | | | | | | |
| C145 | LABANALYSIS | N | 359-571-200 | LEC 1 | | | MW | 11:00-12:50P | KINROSS 300 | SIEGEL, J. | 5 | 04 | | 2.0- 4.0 |
| | | | | RESTRICT: INSTRUCTOR CONSENT | | | | | | | | | | |
| | World Arts C145: Labananalysis | | | | | | | | | | | | | |
| 170 | ADVANCED PRODUCTION | Y | 359-720-200 | LAB 1 | | | F | 1:00- 2:20P | KINROSS 212 | YOUNG, A.M. | 10 | 07 | PN | 1.0 |
| | | | | RESTRICT: INSTRUCTOR CONSENT | | | | | | | | | | |
| 172 | CSTM&SCNC DSGN-DNCE | N | 359-733-200 | LEC 1 | | | MW | 1:00- 2:50P | KINROSS 212 | | 18 | 06 | | 4.0 |
| | | | | RESTRICT: DANCE,DANCE/MVMNT,WAC,CLTR&PRFRMNC | | | | | | | | | | |
| C173 | SOUND RESOURCE-PERF | N | 359-739-200 | LEC 1 | | | TR | 3:00- 4:20P | KINROSS 212 | TERRY, K. | 20 | 16 | | 4.0 |
| | | | | RESTRICT: DANCE,DANCE/MVMNT,WAC,CLTR&PRFRMNC | | | | | | | | | | |
| 176 | INTERNSHIPS IN WAC | N | 359-755-200 | FLD 1 | | | F | 11:00-12:20P | KINROSS 214 | POLK, P. | 20 | 07 | | 2.0- 4.0 |
| | | | | RESTRICT: INSTRUCTOR CONSENT | | | | | | | | | | |
| C180 | VIDEO PRODUCTN-ARTS | N | 359-779-200 | LAB 1 | | | MW | 11:00-12:50P | KINROSS 112 | BISHOP, J.M. | 10 | 04 | G | 4.0 |
| | | | | RESTRICT: INSTRUCTOR CONSENT | | | | | | | | | | |
| | World Arts C180: Advanced Video Projects | | | | | | | | | | | | | |
| 181 | ETHNOGRAPHIC FILM | N | 359-785-200 | LEC 1 | | | TR | 11:00-12:50P | KINROSS 214 | BISHOP, J.M. | 18 | 13 | | 4.0 |
| 190 | JUNIOR PROPOSAL | Y | 359-854-200 | LEC 1 | | | F | 12:30- 1:50P | KINROSS 111 | LEUNG, A.S. | 50 | 07 | PN | 1.0 |
| | | | | RESTRICT: DANCE,DANCE/MVMNT,WAC,CLTR&PRFRMNC & JUNIORS AND ABOVE | | | | | | | | | | |
| 191B | SENIOR PROJECT | Y | 359-857-200 | LEC 1 | | | MW | 3:00- 4:50P | KINROSS 212 | NABOKOV, P. | 30 | 08 | T2 | 4.0 |
| | | | | RESTRICT: WORLD ARTS AND CULTURES SENIORS | | | | | | | | | | |
| | World Arts 191B, lecture 1: Cultural | | | | | | | | | | | | | |
| | | | 359-857-201 | LEC 2 | | | MW | 3:00- 5:50P | KINROSS 126 | FROOT, D.Z. | 30 | 08 | T2 | 4.0 |
| | | | | RESTRICT: WORLD ARTS AND CULTURES SENIORS | | | | | | | | | | |
| | World Arts 191B, lecture 2: Performance | | | | | | | | | | | | | |
| 193 | PROJECTS IN DANCE | N | 359-866-200 | LAB 1 | | | | UNSCHEd | | FROOT, D.Z. | 25 | 30 | | 2.0- 4.0 |
| | | | | RESTRICT: INSTRUCTOR CONSENT | | | | | | | | | | |
| | | | 359-866-201 | LAB 2 | | | | UNSCHEd | | | 15 | 30 | | 2.0- 4.0 |
| | | | | RESTRICT: DANCE,DANCE/MVMNT,WAC,CLTR&PRFRMNC | | | | | | | | | | |
| | | | 359-866-202 | LAB 3 | | | | TBA | | THE STAFF | 10 | 30 | | 2.0- 4.0 |
| | | | | RESTRICT: INSTRUCTOR CONSENT | | | | | | | | | | |
| 194 | PERFORMANCE PRACTCM | N | 359-872-200 | LAB 1 | | | | TBA | | LEUNG, A.S. | 20 | 30 | PN | 1.0 |
| | | | | RESTRICT: DANCE,DANCE/MVMNT,WAC,CLTR&PRFRMNC | | | | | | | | | | |
| 196 | ADV PRIVT INSTR-WAC | N | 359-884-200 | STU 1 | | | | UNSCHEd | | LEUNG, A.S. | 10 | 30 | PN | 2.0- 8.0 |
| | | | | RESTRICT: INSTRUCTOR CONSENT | | | | | | | | | | |
| 201 | THEORIES-PERFORMNCE | N | 759-006-200 | SEM 1 | | | W | 12:00- 2:50P | KINROSS 214 | WATERMAN, C.A. | 20 | 06 | | 4.0 |
| | | | | RESTRICT: WAC,DANCE,DANCE/MVMNT,CLTR&PRFR GRAD | | | | | | | | | | |
| 204 | THE BODY | N | 759-024-200 | SEM 1 | | | T | 11:00- 1:50P | KINROSS 212 | GERE, D.H. | 20 | 13 | | 4.0 |
| | | | | RESTRICT: WAC,DANCE,DANCE/MVMNT,CLTR&PRFR GRAD | | | | | | | | | | |
| 211C | ADV CHOREOGRAPHY | N | 759-068-200 | STU 1 | | | MW | 3:00- 4:50P | KINROSS 301 | LEUNG, A.S. | 15 | 08 | | 4.0 |
| | | | | RESTRICT: WAC,DANCE,DANCE/MVMNT,CLTR&PRFR GRAD | | | | | | | | | | |
| 211F | ADV CHOREOGRAPHY | N | 759-071-200 | STU 1 | | | TR | 11:00-12:50P | KINROSS 304 | ROUSSEVE, D.J. | 15 | 13 | | 4.0 |
| | | | | RESTRICT: WAC,DANCE,DANCE/MVMNT,CLTR&PRFR GRAD | | | | | | | | | | |
| 220 | CULTURE&PERFORMANCE | N | 759-121-200 | SEM 1 | | | MW | 9:30-10:50A | ROLFE 2134 | COSENTINO, D.J. | 10 | 02 | | 4.0 |
| | | | | RESTRICT: GRADUATE STUDENTS | | | | | | | | | | |
| | World Arts 220, seminar 1: Culture and Violence | | | | | | | | | | | | | |
| | | | 759-121-201 | SEM 2 | | | M | 4:30- 7:20P | KINROSS 214 | SAVIGLIANO, M.E. | 18 | 08 | | 4.0 |
| | | | | RESTRICT: GRADUATE STUDENTS | | | | | | | | | | |
| | World Arts 220, seminar 2: Latino American Culture and Performance | | | | | | | | | | | | | |
| | | | 759-121-202 | SEM 3 | | | T | 7:00- 9:50P | KINROSS 212 | SELLARS, P.M. | 20 | 22 | | 4.0 |
| | | | | RESTRICT: GRADUATE STUDENTS | | | | | | | | | | |
| | World Arts 220, seminar 3: Enlightenment: Theory, Practice, and Rhetoric | | | | | | | | | | | | | |

| CATALOG NUMBER | COURSE TITLE | ENF REQ | IM ID NUMBER | CLS TYP | SEC | FEE | DAYS | TIME | BUILDING/ ROOM | INSTRUCTOR | ENRL CAP | XC | CR TP | UNITS |
|----------------|---|---------|--|---------|-----|-----|------|--------------|----------------|--------------------|----------|----|-------|----------|
| | | | 759-121-203 | SEM | 4 | | TR | 1:00- 2:20P | KINROSS 214 | ROBERTS, A.F. | 5 | 15 | | 4.0 |
| | | | RESTRICT: GRADUATE STUDENTS | | | | | | | | | | | |
| | World Arts 220, seminar 4: Visual Cultures: Understanding What We See | | | | | | | | | | | | | |
| 225B | LABANANALYSIS | N | 759-151-200 | LEC | 1 | | MW | 11:00-12:50P | KINROSS 300 | SIEGEL, J. | 15 | 04 | | 4.0 |
| | | | RESTRICT: WAC,DANCE,DANCE/MMMNT,CLTR&PRFR GRAD | | | | | | | | | | | |
| C245 | SELCTD TOPICS-DANCE | N | 759-270-200 | LEC | 1 | | TR | 4:30- 6:20P | KINROSS 126 | TERRY, K. | 20 | 16 | | 2.0- 4.0 |
| | | | RESTRICT: GRADUATE STUDENTS | | | | | | | | | | | |
| | World Arts C245: Body Tjak | | | | | | | | | | | | | |
| C246 | POLITICS-PERFORMNCE | N | 759-276-200 | SEM | 1 | | R | 4:30- 7:20P | KINROSS 214 | SAVIGLIANO, M.E. | 18 | 16 | | 4.0 |
| | | | RESTRICT: WAC,DANCE,DANCE/MMMNT,CLTR&PRFR GRAD | | | | | | | | | | | |
| C273 | SOUND RESOURCE-PERF | N | 759-438-200 | LEC | 1 | | TR | 3:00- 4:20P | KINROSS 212 | TERRY, K. | 10 | 16 | | 4.0 |
| | | | RESTRICT: WAC,DANCE,DANCE/MMMNT,CLTR&PRFR GRAD | | | | | | | | | | | |
| C280 | VIDEO PRODUCTN-ARTS | N | 759-482-200 | LAB | 1 | | MW | 11:00-12:50P | KINROSS 212 | BISHOP, J.M. | 5 | 04 | G | 4.0 |
| | | | RESTRICT: INSTRUCTOR CONSENT | | | | | | | | | | | |
| | World Arts C280: Advanced Video Projects | | | | | | | | | | | | | |
| 375 | TCHNG APRNTC PRCTCM | N | 759-620-200 | SEM | 1 | | | UNSCHED | | LEUNG, A.S. | 15 | 30 | SU | 1.0- 4.0 |
| | | | RESTRICT: WAC,DANCE,DANCE/MMMNT,CLTR&PRFR GRAD | | | | | | | | | | | |
| C409A | ADV WAP-N AMERICA | N | 759-621-200 | STU | 1 | | TR | 12:30- 2:20P | KINROSS 111 | DALLY, L.M. | 5 | 14 | | 2.0 |
| | | | RESTRICT: INSTRUCTOR CONSENT | | | | | | | | | | | |
| | World Arts C409A: Advanced Tap | | | | | | | | | | | | | |
| C413A | ADV WAP-EUROPE | N | 759-626-200 | STU | 1 | | TR | 4:00- 5:20P | KINROSS 111 | DE LEON-TORSIELLOL | 10 | 16 | | 2.0 |
| | | | RESTRICT: INSTRUCTOR CONSENT | | | | | | | | | | | |
| | World Arts C413A, studio 1: Advanced Flamenco | | | | | | | | | | | | | |
| | | | 759-626-201 | STU | 2 | | TR | 9:00-10:50A | KINROSS 304 | BLOOM, M.L. | 5 | 12 | | 2.0 |
| | | | RESTRICT: INSTRUCTOR CONSENT | | | | | | | | | | | |
| | World Arts C413A, studio 2: Advanced Ballet | | | | | | | | | | | | | |
| C415 | ADV MOD/PSTMOD DNCE | Y | 759-630-200 | STU | 1 | | MWF | 9:00-10:50A | KINROSS 301 | | 10 | 02 | | 2.0 |
| | | | RESTRICT: INSTRUCTOR CONSENT | | | | | | | | | | | |
| 441 | DANCE PRDCTN PRCTCM | N | 759-682-200 | LAB | 1 | | | UNSCHED | | LEUNG, A.S. | 10 | 30 | SU | 2.0- 4.0 |
| | | | RESTRICT: WAC,DANCE,DANCE/MMMNT,CLTR&PRFR GRAD | | | | | | | | | | | |
| 452 | FLD STDY-DANCE EDUC | N | 759-704-200 | FLD | 1 | | F | 11:00-12:20P | KINROSS 112 | LEUNG, A.S. | 18 | 30 | SU | 2.0- 8.0 |
| | | | RESTRICT: WAC,DANCE,DANCE/MMMNT,CLTR&PRFR GRAD | | | | | | | | | | | |
| 490 | CHOREOG&PERFORMANCE | N | 759-780-200 | TUT | 1 | | F | 2:00- 4:20P | KINROSS 301 | LEUNG, A.S. | 10 | 30 | | 2.0- 8.0 |
| | | | RESTRICT: INSTRUCTOR CONSENT | | | | | | | | | | | |
| 498 | PRFSNL INTERN-DANCE | N | 759-794-200 | SEM | 1 | | | UNSCHED | | LEUNG, A.S. | 10 | 30 | | 4.0-12.0 |
| | | | RESTRICT: WAC,DANCE,DANCE/MMMNT,CLTR&PRFR GRAD | | | | | | | | | | | |

Academic Counseling

New undergraduates are encouraged to obtain counseling prior to enrollment in classes and are required to do so by the Henry Samueli School of Engineering and Applied Science. See the list below for the names and contact numbers for your departmental or school advisers.

Arts and Architecture (310) 206-3564

Henry Samueli Engineering and Applied Science (310) 825-2826

Nursing (310) 825-7181

Theater, Film, and Television (310) 825-5761

Letters and Science (310) 825-3382

Letters and Science Counseling Services

The College of Letters and Science offers a wide range of academic counseling assistance to its students, including

1. Assistance with program planning
2. Assessment of degree requirements
3. Help in choosing a major
4. Counseling regarding scholastic difficulty
5. Discussion of options and alternatives
6. Group counseling sessions on specific topics
7. Requests for exceptions to regulations
8. Prehealth and prelaw open counseling sessions
9. Counseling Assistants (CAs) — graduate students from various academic departments who assist undergraduates in selecting courses and majors throughout their first and second years at UCLA. CAs also advise students who are interested in graduate school.

To schedule a same-day appointment, visit Letters and Science Counseling Services, A316 Murphy Hall, Monday through Friday from 8:30 a.m. to 4:30 p.m.

ASK Peer Counselors

ASK Peer Counselors are available weekdays to answer Letters and Science questions and distribute petitions at five different campus locations: Campbell Hall (southwest corner), Math Sciences (northwest corner), and Royce Quad from 10 a.m. to 2 p.m., A316C Murphy Hall (ASK Web Lab) from 10 a.m. to 3 p.m., and adjacent to 1104 Murphy Hall from 10 a.m. to 4 p.m. See <http://www.college.ucla.edu/ASK/>.

Academic Advancement Program

Academic Advancement Program (AAP) counselors work with AAP students to plan their academic programs, monitor their progress toward a degree, provide them with information about different majors' requirements and requisites, and discuss graduate school and career options. AAP counselors also encourage students to explore their talents and abilities, are there to listen to students, and talk with them about academic and personal problems. For AAP students who entered UCLA fall 1994 or later, AAP counselors have full signature authority as professional Letters and Science counselors. AAP students' official folders are housed in 1209 Campbell Hall, where petitions and other official paperwork must be submitted. Appointments are made in person weekdays from 9 a.m. to 1 p.m. in 1209 Campbell Hall; appointments by phone are taken from 1 to 3 p.m. at (310) 825-1481.

AAP Peer Counseling

AAP Peer Counseling consists of 19 advanced standing undergraduate peer counselors who work under the direct supervision of a professional counselor. Peer counselors work with entering students and

support them in the transition from high school or community college to UCLA. They focus on the students' adjustment to university life and refer them to both AAP and campus resources and services. Peer counselor appointments for entering students can be made in person or by phone weekdays from 9 a.m. to 3 p.m. in 1228 Campbell Hall, (310) 206-1572.

Pregraduate Mentoring Programs

Pregraduate mentoring programs consist of current UCLA graduate students who advise and encourage AAP undergraduates preparing for graduate and professional degrees. Mentors hold informational workshops and forums with professionals, faculty, and graduate students. Appointments can be made in person or by calling (310) 794-4186.

Letters and Science Honors Programs

Letters and Science Honors Programs offer a curriculum of honors courses as well as counseling and services to students in College Honors, Honors Collegium, Departmental Scholar Program, Individual Major Program, and students going on or returning from Education Abroad. Counselors are available to help with program planning, choosing a major, planning for graduate school, and many other academic concerns. Students in College Honors may also be eligible for letters of verification, heavier course loads, and courses by examination. Obtain information on these programs and services, as well as individual appointments, in A311 Murphy Hall, (310) 825-1553. See <http://www.college.ucla.edu/up/honors/>.

Academic Counseling Directory

Aerospace Studies

Alexandra Skierso, Staff, 2122 Hershey Hall, 825-1742, askierso@ucla.edu

Timothy C. Reynolds, Faculty, 2115 Hershey Hall, 825-1742, treynold@ucla.edu

African Languages (Undergraduate)

Thomas J. Hinnebusch, Faculty, 3103N Campbell Hall, 995-9746, hinnebus@humnet.ucla.edu

Russell G. Schuh, Faculty, 2126B Campbell Hall, 720-2663, schuh@humnet.ucla.edu

African Studies

Amy Owens, Staff (G), 10375 Bunche Hall, 206-2806, aowens@isop.ucla.edu

Russell G. Schuh, Faculty (G), 2126B Campbell Hall, 720-2663, schuh@humnet.ucla.edu

Hartmut Walter, Faculty (UG), 1177 Bunche Hall, 825-3116, walter@geog.ucla.edu

Afro-American Studies

Lisbeth Gant-Britton, Staff (G/UG), 153B Haines Hall, 825-3776, britton@caas.ucla.edu

Romeria Tidwell, Faculty (G/UG), 206-1316

American Indian Studies (Graduate)

Paul V. Kroskrity, Faculty, 329A Haines Hall, 825-6237, paulvk@ucla.edu

Dwight Youpee, Staff, 3215 Campbell Hall, 206-7511, dyoupee@ucla.edu

Anthropology

Lee Coltman, Staff (UG), 341 Haines Hall, 206-3362, lcoltman@anthro.ucla.edu

Ray Corbett, Staff (Honors/UG), 341 Haines Hall, 206-3362, rcorbett@anthro.ucla.edu

Ann Walters, Staff (G), 341B Haines Hall, 825-2511,
awalters@anthro.ucla.edu

Applied Linguistics (Graduate)

Lyn Repath-Martos, Staff, 3300A Rolfe Hall, 825-4631,
lyn@humnet.ucla.edu

Applied Linguistics and Teaching English as a Second Language

Lyn Repath-Martos, Staff (G/UG minors), 3300A Rolfe Hall, 825-4631, lyn@humnet.ucla.edu

Archaeology (Graduate)

Helle Girey, Staff, A148 Fowler Building, 825-4169, hgirey@ucla.edu
Magda Yamamoto, Staff, A148 Fowler Building, 825-8064,
mjyamamo@ucla.edu

Architecture and Urban Design (Graduate)

Larry Nadeau, Staff, 1317 Perloff Hall, 825-6103,
nadeau@aud.ucla.edu

Art

Caron Cronin, Staff (G/UG), 1300 Dickson, 206-7363,
ccronin@arts.ucla.edu

Art History

Albert Boime, Faculty (UG), 221C Dodd Hall, 825-6814,
boime@humnet.ucla.edu
Susan B. Downey, Faculty (G), 247D Dodd Hall, 825-7513,
downey@humnet.ucla.edu
Beth Gray, Staff (G/UG), 100 Dodd Hall, 825-3480,
gray@humnet.ucla.edu

Arts and Architecture, School of the

Betsy Foster/Merrilyn Pace/Isa Polt-Jones, Staff, 1100 Dickson, 206-3564, students@arts.ucla.edu

Asian American Studies

Sefa Aina, Staff (UG), 2241 Campbell Hall, 825-1006,
sefa@ucla.edu
Stacey Hirose, Staff (G/UG), 2227 Campbell Hall, 825-1006,
shirose@ucla.edu
Jinqi Ling, Faculty (UG), 4327 Rolfe Hall, 206-5412,
jling@humnet.ucla.edu
Valerie J. Matsumoto, Faculty (G), 5377 Bunche Hall, 825-4508,
matsumot@history.ucla.edu

Athletics

Mike Casillas, Staff, Morgan Center, 206-6838,
mcasillas@athletics.ucla.edu
Linda Lassiter, Staff, Morgan Center, 206-6209,
llassiter@athletics.ucla.edu
Shannon Stephens, Staff, Morgan Center, 825-6054,
sstephens@athletics.ucla.edu

Atmospheric Sciences

Robert G. Fovell, Faculty (UG), 7127 Math Sciences, 206-9956,
fovell@atmos.ucla.edu
Alex Hall, Faculty (G), 7127 Math Sciences, 206-5253,
alexhall@atmos.ucla.edu
Brenda D. Lewis-Hawkins, Staff (G/UG), 7127 Math Sciences, 825-1954, brenda@atmos.ucla.edu
Lawrence R. Lyons, Faculty (G), 7127 Math Sciences, 206-7876,
larry@atmos.ucla.edu
Bjorn B. Stevens, Faculty (G), 7127 Math Sciences, 206-7428,
bstevens@atmos.ucla.edu
Jochen Stutz, Faculty (G), 7127 Math Sciences, 825-5364,
jochen@atmos.ucla.edu

Biological Chemistry (Graduate)

John J. Colicelli, Faculty, 33-257 CHS, 625-5272,
colicelli@mednet.ucla.edu
Antoinetta Green, Staff, 33-257 CHS, 825-2762,
agreen@mednet.ucla.edu
Gregory S. Payne, Faculty, 33-257 CHS, 206-3121,
gpayne@mednet.ucla.edu

Biology

See Organismic Biology, Ecology, and Evolution

Biomathematics (Graduate)

Carol M. Newton, Faculty, AV-625 CHS, 825-5800,
cnewton@biomath.medsch.ucla.edu
David Tomita, Staff, AV-617B CHS, 825-5554,
dtomita@biomath.medsch.ucla.edu

Biomedical Engineering (Graduate)

Abeer A.H. Alwan, Faculty, 66-147E Engineering IV, 206-2231,
alwan@icsl.ucla.edu

Biomedical Physics (Graduate)

Edward J. Hoffman, Faculty, B2-049G CHS, 825-8851,
ehoffman@mednet.ucla.edu
William H. McBride, Faculty, B3-109 CHS, 794-7051,
mcbride@radonc.ucla.edu
Terry Moore, Staff, 1V-365 CHS, 825-7811,
tlmoore@mednet.ucla.edu

Biostatistics (Graduate)

William G. Cumberland, Faculty, 51-254 CHS, 825-5250,
wgc@ucla.edu
Carol Yasutomi, Staff, 51-254 CHS, 267-2186, cyasutom@ucla.edu

Chemical Engineering

Diane Golomb, Staff (UG), 6426 Boelter Hall, 825-1704,
diane@ea.ucla.edu
Vasilios Manousiouthakis, Faculty (G), 5531 Boelter Hall, 825-9385,
vasilios@ucla.edu

Chemistry and Biochemistry

Wendy Fujinami, Staff (UG), 4009 Young Hall, 825-1859
Robin Green, Staff (G), 4006 Young Hall, 825-3150,
green@chem.ucla.edu
Phyllis Jergenson, Staff (G), 4006 Young Hall, 825-3150,
pj@chem.ucla.edu
Prisca Lee, Staff (UG), 4009 Young Hall, 825-1859,
prisca@chem.ucla.edu

Chemistry/Materials Science (Undergraduate)

Leslie Hinman, Staff, 6531A Boelter Hall, 825-8916,
leslie@ea.ucla.edu
Yang Yang, Faculty, 6531D Boelter Hall, 825-4052, yangy@ucla.edu

Chicana and Chicano Studies (Undergraduate)

Ellie Hernandez, Staff, 7351 Bunche Hall, 206-7696, lute@ucla.edu

Civil and Environmental Engineering

Chauncey Isom, Staff (UG), 6426 Boelter Hall, 206-2891,
chauncey@ea.ucla.edu
William W-G. Yeh, Faculty (G), 5732B Boelter Hall, 825-2300,
williamy@seas.ucla.edu

Classics

Sander Goldberg, Faculty (UG), 226B Dodd Hall, 825-8873,
sander@humnet.ucla.edu
Beth Gray, Staff (G/UG), 100 Dodd Hall, 825-3480,
gray@humnet.ucla.edu
Kathryn Morgan, Faculty (G), 289C Dodd Hall, 825-3680,
kmorgan@humnet.ucla.edu

Communication Studies (Undergraduate)

Eugenie H. Dye, Staff, 9244 Bunche Hall, 206-8446, 825-3303,
dye@ucla.edu

Community Health Sciences (Graduate)

Gail G. Harrison, Faculty, 36-071 CHS, 825-5308, gailh@ucla.edu
Diana Springer, Staff, 36-071 CHS, 825-5308, dspring@ucla.edu

Comparative Literature

Kerry Allen, Staff, 212 Royce Hall, 825-1147,
allen@humnet.ucla.edu
Katherine C. King, Faculty (G), 360 Royce Hall, 825-5071,
king@humnet.ucla.edu

Spring 2002

Kathleen Komar, Faculty (G), 356 Royce Hall, 206-2281,
komar@ucla.edu

Ross P. Shideler, Faculty (UG), 358 Royce Hall, 825-3014,
shideler@ucla.edu

Computer Science

Mi Suk Kwon, Staff (UG), 6426 Boelter Hall, 825-0968,
misuk@ea.ucla.edu

D. Stott Parker, Faculty (G), 3532H Boelter Hall, 825-6871,
stott@cs.ucla.edu

Cybernetics (Undergraduate)

Beth Rubin, Staff, 4532H Boelter Hall, 825-7482, beth@cs.ucla.edu

Dentistry/Oral Biology (Graduate)

Douglas Junge, Faculty (M.S.), 63-078A Dentistry, 825-5795,
djunge@ucla.edu

Jason Pinnell, Staff, 63-050 Dentistry, 825-1955,
jasonp@dent.ucla.edu

Igor Spigelman, Faculty (Ph.D.), 63-078B Dentistry, 825-3190,
igor@ucla.edu

Design | Media Arts

Malina Chang, Staff (G/UG), 1300 Dickson, 267-4907,
malina@arts.ucla.edu

Earth and Space Sciences/Geology, Geophysics

Lauri Holbrook, Staff (G/UG), 3683 Geology, 825-3917,
holbrook@ess.ucla.edu

Raymond V. Ingersoll, Faculty (UG), 5635 Geology, 825-8634,
ringer@ess.ucla.edu

Craig Manning, Faculty (G), 4684 Geology, 206-3290,
manning@ess.ucla.edu

Gilles Peltzer, Faculty (UG), 4648 Geology, 206-2156,
peltzer@ess.ucla.edu

East Asian Languages and Cultures

Andrea Beard, Staff (G/UG), 290E Royce Hall, 825-5218

Seiji Lippit, Faculty (UG), 276A Royce Hall, 825-5998

David Schaberg, Faculty (G), 246A Royce Hall, 825-0259

East Asian Studies (Undergraduate)

Amy Owens, Staff, 10375 Bunche Hall, 206-2806,
aowens@isop.ucla.edu

Economics

Danelle Avery, Staff (UG), 2263C Bunche Hall, 825-5118, ug-
counselor@econ.ucla.edu

Sandy Levin, Staff (UG, business economics), 2263A Bunche Hall,
825-5118, ug-counselor@econ.ucla.edu

Julie Plotkin, Staff (UG), 2263B Bunche Hall, 825-5118, ug-
counselor@econ.ucla.edu

Lora Clarke, Staff (G), 8292 Bunche Hall, 206-1413,
lclarke@econ.ucla.edu

Education

John Bollard, Staff (G), 1009 Moore Hall, 206-1685,
bollard@gseis.ucla.edu

Scott Evans, Staff (UG minor), 1009 Moore Hall, 206-3264,
sevans@gseis.ucla.edu

Electrical Engineering

Oscar M. Stafsudd, Jr., Faculty (G), 58-113 Engineering IV, 825-
4360, stafsudd@ee.ucla.edu

John Weitzel, Staff (UG), 6426 Boelter Hall, 825-9602,
jweitzel@ea.ucla.edu

Engineering and Applied Science, Henry Samueli School of

Office of Academic and Student Affairs (UG), 6426 Boelter Hall, 825-
2826

English

Michelle Harding, Staff (G), 2203 Rolfe Hall, 825-1223,
harding@humnet.ucla.edu

Academic Counseling / 155

Ebelia Hernandez, Staff (G/UG), 2201/2222 Rolfe Hall, 825-3927/
825-1389, ebelia@humnet.ucla.edu

Janel Munguia, Staff (UG), 2222 Rolfe Hall, 825-1389,
munguia@humnet.ucla.edu

Environmental Health Sciences (Graduate)

John Bulger, Staff, 56-070 CHS, 206-1619,
bulger@admin.ph.ucla.edu

Curtis D. Eckhert, Faculty, 56-070 CHS, 825-8429,
ceckhert@ucla.edu

Environmental Science and Engineering (Graduate)

Richard F. Ambrose, Faculty, 46-059 CHS, 825-6144,
rambrose@ucla.edu

Myrna Gordon, Staff, 46-081 CHS, 825-9901,
gordon@admin.ph.ucla.edu

Epidemiology (Graduate)

Roger Detels, Faculty, 71-269 CHS, 206-2837, detels@ucla.edu

Sara Hosegera, Staff, 71-254 CHS, 206-3901,
hosegera@admin.ph.ucla.edu

Ethnomusicology

Alfred Bradley, Staff (UG), 1642 Schoenberg Music Building Annex,
825-4768, abradley@arts.ucla.edu

Mary Crawford, Staff (G), 1642B Schoenberg Music Building Annex,
825-4769, maryc@arts.ucla.edu

European Studies (Undergraduate)

Patrick Coleman, Faculty, 212 Royce Hall, 794-8920,
coleman@humnet.ucla.edu

Amy Owens, Staff, 10375 Bunche Hall, 206-2806,
aowens@isop.ucla.edu

Film and Television

See Theater, Film, and Television, School of

Folklore and Mythology (Graduate)

Michael O. Jones, Faculty, 1097 Public Policy Building, 825-3962,
mojones@humnet.ucla.edu

French and Francophone Studies

Nicole Dufresne, Faculty (UG), 232A Royce Hall, 794-8927,
dufresne@humnet.ucla.edu

Fleur Salisbury, Staff, 212 Royce Hall, 825-4620,
fleur@humnet.ucla.edu

Malina Stefanovska, Faculty (G), 222C Royce Hall, 794-8924,
stefanov@humnet.ucla.edu

Dominic R. Thomas, Faculty (UG), 224B Royce Hall, 794-8923,
dominict@humnet.ucla.edu

Geography/Environmental Studies

To be filled, Staff (G), 1254 Bunche Hall, 825-1166

Glen M. MacDonald, Faculty (G), 1152 Bunche Hall, 825-2568,
macdonal@geog.ucla.edu

Marilyn N. Raphael, Faculty (UG), 1176 Bunche Hall, 206-4590,
raphael@geog.ucla.edu

Sigrid Rian, Staff (UG), 1251A Bunche Hall, 825-1166,
srian@college.ucla.edu

Germanic Languages

Kerry Allen, Staff, 212 Royce Hall, 825-1147,
allen@humnet.ucla.edu

Astrid Klocke, Faculty (UG, literature), 331 Royce Hall, 206-3977,
aklocke@humnet.ucla.edu

Wolfgang Nehring, Faculty (G, literature), 326 Royce Hall, 825-0116,
nehring@humnet.ucla.edu

Christopher M. Stevens, Faculty (UG/G, linguistics), 334B Royce
Hall, 206-4948, stevens@humnet.ucla.edu

Gerontology (Undergraduate)

Larry L. Butcher, Faculty, 8623 Franz Hall, 825-1926,
butcher@psych.ucla.edu

Amy Chen, Staff, 8631 Franz Hall, 206-0312,
gerontol@psych.ucla.edu

Health Services (Graduate)

Ronald M. Andersen, Faculty, 31-293C CHS, 206-1810,
randerse@ucla.edu
Sharina Kumar, Staff, 31-253A CHS, 825-7863,
skumar@ph.ucla.edu

History

Barbara Bernstein, Staff (G), 6288 Bunche Hall, 825-3269,
bbernste@history.ucla.edu
Sue Jensen, Staff (UG), 6250 Bunche Hall, 825-4465,
sjensen@history.ucla.edu
Paul Padilla, Staff (UG), 6248 Bunche Hall, 825-3720,
padilla@history.ucla.edu
Shela Patel, Staff (G), 6290 Bunche Hall, 206-2627,
patel@history.ucla.edu

History/Art History (Undergraduate)

Albert Boime, Faculty (UG), 221C Dodd Hall, 825-6814,
boime@humnet.ucla.edu
Beth Gray, Staff, 100 Dodd Hall, 825-3480, gray@humnet.ucla.edu

Human Genetics (Graduate)

Deborah Kafka-Hirsch, Staff, 5506 Gonda Center, 206-0920,
dkafka@mednet.ucla.edu

Indo-European Studies (Graduate)

Beth Gray, Staff, 100 Dodd Hall, 825-3480, gray@humnet.ucla.edu
Brent Vine, Faculty, 289B Dodd Hall, 825-1121,
vine@humnet.ucla.edu

Information Studies (Graduate)

Susan Abler, Staff, 1009 Moore Hall, 825-5269,
abler@gseis.ucla.edu
John Bollard, Staff, 1009 Moore Hall, 206-1685,
bollard@gseis.ucla.edu

International Development Studies (Undergraduate)

Carolyn Ramirez-La Faso, Staff, 10347 Bunche Hall, 206-6571,
cramirez@isop.ucla.edu
Lahra Smith, Staff, 10347 Bunche Hall, 825-2927, ids@isop.ucla.edu

Islamic Studies (Graduate)

Irene Bierman, Faculty, 10286 Bunche Hall, 825-1181,
bierman@ucla.edu

Italian

Thomas J. Harrison, Faculty (G), 350 Royce Hall, 794-8912,
harrison@humnet.ucla.edu
Fleur Salisbury, Staff, 212 Royce Hall, 825-4620,
fleur@humnet.ucla.edu
Elissa Tognozzi, Faculty (UG), 340A Royce Hall, 794-8910,
tognozzi@humnet.ucla.edu

Labor and Workplace Studies (Undergraduate)

Daniel Kato, Staff, 2310 Hershey Hall, 794-5983, dkato@ucla.edu

Latin American Studies

Carolyn Ramirez-La Faso, Staff (G/UG), 10347 Bunche Hall, 206-6571, cramirez@isop.ucla.edu
Linda Rodríguez, Faculty (G/UG), 10347 Bunche Hall, 206-6571,
lrodriguez@isop.ucla.edu

Law, School of (Graduate)

Admissions Information, 71 Dodd Hall, 825-4041,
admissions@law.ucla.edu

Lesbian, Gay, Bisexual, and Transgender Studies (Undergraduate)

James A. Schultz, Faculty, 251A Kinsey Hall, 206-0516,
jschultz@humnet.ucla.edu

Letters and Science, College of

Letters and Science Counseling Services (UG), A316 Murphy Hall,
825-3382

ASK peer counselors (ASK@college.ucla.edu), available weekdays at Campbell Hall (southwest corner), Math Sciences (northwest corner), and Royce Quad from 10 a.m. to 2 p.m.; A316C Murphy

Hall (ASK Web Lab) from 10 a.m. to 3 p.m.; and adjacent to 1104 Murphy Hall from 10 a.m. to 4 p.m.

Academic Advancement Program Counseling Unit (UG), 1209 Campbell Hall, 825-1481

AAP Peer Counseling, 1228 Campbell Hall, 206-1572

Linguistics

Natasha Levy, Staff (G/UG), 3125 Campbell Hall, 825-5060,
natasha@humnet.ucla.edu
Anoop Mahajan, Faculty (G), 3103H Campbell Hall, 850-2662,
mahajan@ucla.edu
Pamela L. Munro, Faculty (UG), 3125 Campbell Hall, 749-0056,
munro@ucla.edu
Russell G. Schuh, Faculty (UG), 2126B Campbell Hall, 720-2663,
schuh@humnet.ucla.edu

Linguistics and Computer Science (Undergraduate)

Edward P. Stabler, Faculty, 3103F Campbell Hall, 780-8376,
stabler@ucla.edu

Management (Graduate)

Ilene Haniotis, Staff (M.B.A.), B201F Gold Hall, 825-6944,
ilene.haniotis@anderson.ucla.edu
Lydia Heyman, Staff (M.S./Ph.D.), C524 Entrepreneurs Hall, 825-2667, lydia.heyman@anderson.ucla.edu

Materials Science and Engineering

Chauncey Isom, Staff (UG), 6426 Boelter Hall, 206-2891,
chauncey@ea.ucla.edu
Jenn-Ming Yang, Faculty (G), 6532C Boelter Hall, 825-2758,
jyang@seas.ucla.edu

Mathematics

Robert Greene, Faculty (G), 6356 Math Sciences, 825-4971,
greene@math.ucla.edu
Nicole Willis, Staff (UG), 6356 Math Sciences, 206-1286,
nicole@math.ucla.edu

Mechanical and Aerospace Engineering

Lila Ryan, Staff (UG), 6426 Boelter Hall, 825-2889, lila@ea.ucla.edu
Jeff S. Shamma, Faculty (G), 37-146 Engineering IV, 794-4337,
shamma@seas.ucla.edu

Medicine, School of (Graduate)

Admissions Information, 12-105 CHS, 825-6081,
somadmiss@mednet.ucla.edu

Microbiology, Immunology, and Molecular Genetics

Heidi Cohen, Staff (M.S./UG), 1602B Molecular Sciences, 825-8482
Sherie L. Morrison, Faculty, 507 Boyer Hall, 206-5124,
shერიem@microbio.ucla.edu
Jill Rova, Staff (Ph.D.), 1602A Molecular Sciences, 206-5148,
jillr@microbio.ucla.edu

Military Science

Philip L. Barnette, Faculty, 2550 Hershey Hall, 825-7381,
barnette@ucla.edu

Molecular and Medical Pharmacology (Graduate)

Samson A. Chow, Faculty, 23-133 CHS, 206-2282, 825-9600,
schow@mednet.ucla.edu
Sarah Starrett, Staff, 23-377 CHS, 825-0390,
sstarrett@mednet.ucla.edu

Molecular Biology (Graduate)

Sabeeha Merchant, Faculty, 5070A Young Hall, 825-8300,
merchant@chem.ucla.edu
Bo Tendis, Staff, 168 Boyer Hall, 825-1018,
botendis@mednet.ucla.edu

Molecular, Cell, and Developmental Biology

Pamela Hurley, Staff (G), 2124 Life Sciences, 794-4256,
pamelah@mcdb.ucla.edu
Frank A. Laski, Faculty (G), 556 MBI, 206-3640,
laski@ewald.mbi.ucla.edu

Mirsad Serdarevic, Staff (UG), 2124 Life Sciences, 825-7109,
mirsads@mcdb.ucla.edu

Paul H. O'Lague, Faculty (UG), 4209 Life Sciences, 825-3774,
polague@ucla.edu

Molecular, Cellular, and Integrative Physiology (Graduate)

Michael Carr, Staff, 2317 Life Sciences, 825-3891,
mcarr@physci.ucla.edu

Sheri Klein, Staff, 53-237 CHS, 825-6717, SKlein@mednet.ucla.edu

Molecular Toxicology (Graduate)

John Bulger, Staff, 56-070 CHS, 206-1619,
bulger@admin.ph.ucla.edu

Oliver Hankinson, Faculty, 13-186 CHS, 825-2936,
ohank@mednet.ucla.edu

Music

Alfred Bradley, Staff (UG), 1642 Schoenberg Music Building Annex,
825-4768, abradley@arts.ucla.edu

Mary Crawford, Staff (G), 1642B Schoenberg Music Building Annex,
825-4769, maryc@arts.ucla.edu

Musicology

Philip Brett, Faculty (G), 2441 Schoenberg Music Building, 825-7760,
brett@humnet.ucla.edu

Kathryn Goodyear, Staff (G/UG), 2443 Schoenberg Music Building,
206-5187, goodyear@humnet.ucla.edu

Elisabeth Le Guin, Faculty (UG), 2414 Schoenberg Music Building,
206-1088, leguin@humnet.ucla.edu

Naval Science

Donna Tenerelli, Staff, 2388 Wooden Center, 825-9075,
donna@navy.ucla.edu

Near Eastern Languages and Cultures

Diane AbuGheida, Staff (G/UG), 376 Kinsey Hall, 825-4165,
abugheid@humnet.ucla.edu

Michael Fishbein, Faculty (UG), 389 Kinsey Hall, 206-2229,
fishbein@humnet.ucla.edu

Yona Sabar, Faculty (G), 378 Kinsey Hall, 206-1389,
sabar@humnet.ucla.edu

Near Eastern Studies (Undergraduate)

Claudia Rapp, Faculty, 6265 Bunche Hall, 825-4601,
claudiar@history.ucla.edu

Neurobiology (Graduate)

Ross Arakaki, Staff, 73-235 CHS, 825-9553,
arakaki@mednet.ucla.edu

Nicholas C. Brecha, Faculty, 73-244 CHS, 825-9556,
nbrecha@ucla.edu

Neuroscience

Lori Cooper, Staff (UG), 1506D Gonda Center, 206-2349,
lcooper@mednet.ucla.edu

Suzie Vader, Staff (G), 1506D Gonda Center, 825-8153,
vader@mednet.ucla.edu

Nancy Wayne, Faculty (G), 53-170 CHS, 794-1159,
nwayne@mednet.ucla.edu

Nursing, School of

Jan Hastings, Staff (Ph.D.), 2-200 Factor Building, 825-2583,
jhasting@sonnet.ucla.edu

Kathy Scrivner, Staff (G/UG), 2-200 Factor Building, 825-5654,
kscrivne@sonnet.ucla.edu

Susan Young, Staff (B.S./M.S.N.), 2-200 Factor Building, 794-7461,
syoung@sonnet.ucla.edu

Oral Biology/Dentistry (Graduate)

Douglas Junge, Faculty (M.S.), 63-078A Dentistry, 825-5795,
djunge@ucla.edu

Jason Pinnell, Staff, 63-050 Dentistry, 825-1955,
jasonp@dent.ucla.edu

Igor Spigelman, Faculty (Ph.D.), 63-078B Dentistry, 825-3190,
igor@ucla.edu

Organismic Biology, Ecology, and Evolution

Robin McArdle, Staff (UG), 2325 Life Sciences, 825-1680,
robinm@lifesci.ucla.edu

Nancy Purtil, Staff (UG), 2325 Life Sciences, 825-1680,
nancyp@lifesci.ucla.edu

Jocelyn Yamadera, Staff (G), 2335A Life Sciences, 825-1959,
jocelyny@lifesci.ucla.edu

Organizational Studies (Undergraduate)

Eric H. Monkkonen, Faculty, 3357R Public Policy Building, 206-4613,
emonkkon@ucla.edu

Pathology and Laboratory Medicine (Graduate)

Kenneth Dorshkind, Faculty, 11-640 Factor Building, 206-9535,
kdorshki@mednet.ucla.edu

Jo Hamady, Staff, 13-145G CHS, 825-5719,
jhamady@mednet.ucla.edu

Philosophy

Joseph Almog, Faculty (UG), 362 Dodd Hall, 825-6200,
almog@humnet.ucla.edu

Arlecia Powell-Halley, Staff (G/UG), 329 Dodd Hall, 206-1356,
arlecia@humnet.ucla.edu

Physics and Astronomy

Carol Finn, Staff (G), 3-151 Knudsen Hall, 206-6994,
finn@physics.ucla.edu

Penny Lucky, Staff (G), 3-164 Knudsen Hall, 825-2307,
plucky@physics.ucla.edu

Françoise Quéval, Staff (UG), 3-160 Knudsen Hall, 825-2453,
queval@physics.ucla.edu

Physiological Science

Michael Carr, Staff (G), 2317 Life Sciences, 825-3891,
mcarr@physci.ucla.edu

Marci Matsushita, Staff (UG), 2317 Life Sciences, 825-3892,
marci@physci.ucla.edu

Physiology (Graduate)

Sheri Klein, Staff, 53-237 CHS, 825-6717, SKlein@mednet.ucla.edu

Sally J. Krasne, Faculty, C8-149 CHS, 825-8884,
Skrasne@mednet.ucla.edu

Policy Studies

Maciek Kolodziejczak, Staff (G), 3357L Public Policy Building, 206-
3148, maciek@ucla.edu

Eric H. Monkkonen, Faculty (UG), 3357R Public Policy Building, 206-
4613, emonkkon@ucla.edu

Political Science

Kathleen Bawn, Faculty (UG), 4240 Bunche Hall, 968-3676,
kbawn@polisci.ucla.edu

Kathy Escobedo, Staff (UG), 4269A Bunche Hall, 825-3862,
escobedo@polisci.ucla.edu

Barbara Jess, Staff (G), 4269B Bunche Hall, 825-3372,
jess@polisci.ucla.edu

Collette Niland, Staff (UG), 4269A Bunche Hall, 206-7669,
cniland@polisci.ucla.edu

E. Victor Wolfenstein, Faculty (G), 3389B Bunche Hall, 825-3838,
eww@ucla.edu

Psychiatry and Biobehavioral Sciences (Graduate)

Mary Mossman, Staff (G/UG), C8-202 NPI&H, 825-0770,
mmossman@mednet.ucla.edu

Psychology

Steve Herbert, Staff (UG), 1531 Franz Hall, 825-2730,
undergraduate@psych.ucla.edu

Public Health, School of (Graduate)

Student Services Office

Diana Thatcher, Staff, 16-071 CHS, 825-5516, thatcher@ucla.edu

Religion, Study of (Undergraduate)

S. Scott Bartchy, Faculty, 6265 Bunche Hall, 825-4570,
bartchy@history.ucla.edu

Arlecia Powell-Halley, Staff, 329 Dodd Hall, 206-1356,
arlecia@humnet.ucla.edu

Romance Linguistics and Literature (Graduate)

Fleur Salisbury, Staff, 212 Royce Hall, 825-4620,
fleur@humnet.ucla.edu

Scandinavian Section

Kerry Allen, Staff, 212 Royce Hall, 825-1147,
allen@humnet.ucla.edu

Mary Kay Norseng, Faculty (G/UG), 332 Royce Hall, 206-6858,
norseng@humnet.ucla.edu

Slavic Languages and Literatures

Inna Gergel, Staff (G/UG), 115F Kinsey Hall, 825-3856,
gergel@humnet.ucla.edu

Michael H. Heim, Faculty (G), 115L Kinsey Hall, 825-7894,
heim@humnet.ucla.edu

Olga Kagan, Faculty (UG), 115K Kinsey Hall, 825-2947,
okagan@humnet.ucla.edu

Social Welfare (Graduate)

Gregorio Alcantar, Staff, 3357F Public Policy Building, 206-8563,
alcantar@spps.ucla.edu

Sociology

Marlies Dietrich, Staff (G), 254D Haines Hall, 825-1026,
dietrich@soc.ucla.edu

Mary Jo Johnson, Staff (UG), 254E Haines Hall, 825-1215,
johnson@soc.ucla.edu

Southeast Asian Studies (Undergraduate)

Amy Owens, Staff, 10375 Bunche Hall, 206-2806,
aowens@isop.ucla.edu

Michael Salman, Faculty, 6265 Bunche Hall, 825-0893,
salman@history.ucla.edu

Spanish and Portuguese

Ernesto Guerrero, Staff (UG), 5314 Rolfe Hall, 825-8289,
ernesto@humnet.ucla.edu

Hilda Peinado, Staff (G), 5304 Rolfe Hall, 825-1430,
peinado@humnet.ucla.edu

Statistics (Graduate)

Dean Dacumos, Staff, 8142A Math Sciences, 206-3742,
dacumos@stat.ucla.edu

Ker-Chau Li, Faculty, 6115C Math Sciences, 825-4897,
kcli@stat.ucla.edu

Theater, Film, and Television, School of

Andrea Buchanan, Staff (G/UG), 103G East Melnitz Building, 206-8441,
andrea@tft.ucla.edu

Roslyn Haley, Staff (UG), 103 East Melnitz Building, 206-8441,
rhaley@tft.ucla.edu

Catherine Hernandez, Staff (UG), 103 East Melnitz Building, 206-8441,
chernand@tft.ucla.edu

Steven Moore, Staff (UG), 103E East Melnitz Building, 206-8441,
smoore@tft.ucla.edu

Cecilia Wilmott, Staff (G), 103D East Melnitz Building, 206-8441,
cwilmott@tft.ucla.edu

Urban Planning (Graduate)

Vanessa Dingley, Staff, 3357D Public Policy Building, 825-7331,
vdingley@ucla.edu

Judith Magee, Staff, 3357E Public Policy Building, 825-8957,
jmagee@ucla.edu

Urban Studies (Undergraduate)

Eric H. Monkkonen, Faculty (UG), 3371 Public Policy Building, 206-4613,
emonkkon@ucla.edu

Women's Studies

Ellen C. DuBois, Faculty (G), 6265 Bunche Hall, 825-1846,
edubois@ucla.edu

Christine A. Littleton, Faculty (UG), 246 Kinsey Hall, 206-8102,
littleton@law.ucla.edu

Mary Margaret Smith, Staff (G/UG), 240 Kinsey Hall, 206-8156,
mmsmith@women.ucla.edu

World Arts and Cultures

Sandra McKerroll, Staff (G/UG), 250C Kinross Building, 206-5467,
sandram@arts.ucla.edu

Wendy Temple, Staff (G/UG), 250B Kinross Building, 825-8537,
wtemple@arts.ucla.edu

Christopher A. Waterman, Faculty (G), 200G Kinross Building, 825-3951,
cwater@arts.ucla.edu

Official Notices

The Office of the Dean of Students publishes "Official Notices" in the *Daily Bruin* at various times during the year. Such notices are important, and all students are held responsible for the information in them.

Official Publications

Students are responsible for observing procedures and deadlines as published by the Registrar in the following:

1. *UCLA General Catalog*. The print edition of the catalog is issued biennially and is for sale at the UCLA Store for \$6. To obtain a copy by mail, contact the UCLA Store at (310) 825-6064. The online edition is at <http://www.registrar.ucla.edu/catalog>. Online program and course updates are at <http://www.registrar.ucla.edu/catalog/update>.
2. *Schedule of Classes*. The quarterly publication of courses offered, campus calendar, and campus procedures and policies for the term is online at <http://www.registrar.ucla.edu/schedule>.

Class Attendance

Class rosters, which identify enrolled or wait-listed students, are issued to each instructor by the Registrar's Office. Attendance in UCLA classes is limited to duly enrolled regular session or concurrent University Extension students. Guests may attend lectures only with the approval of the instructor. Students may be dropped from a course for academic reasons such as lacking the approved prerequisites and requirements (SR542). If attendance is an academic requirement established by the instructor, students may be dropped from a course because of excessive absences.

Auditing Classes

With the consent of the instructor, registered students and interested individuals are permitted to audit classes. Arrangements are made directly with the faculty member under any rules the faculty member may establish, and those auditing ordinarily do not participate in discussions, examinations, or written papers. Audited classes are not recorded on the Study List or on transcripts for regular session courses.

Class Notes

Notes or recordings made by students are for purposes of individual or group study or for other noncommercial purposes reasonably arising from the student's membership in the class or the University. Permission to make notes or recordings falls within the instructor's discretion as informed by instructional purposes, classroom order, property interests, or other reasonable issues arising in the academic context. Notes and recordings may not be exchanged or distributed for commercial purposes, for compensation, or for any other purpose other than study, either between students or between a student(s) and a third party. Unless authorized by the University in advance and explicitly permitted by the instructor, commercial use of class notes or recordings constitutes an unauthorized commercial activity in violation of the *UCLA Regulations on Activities, Registered Organizations, and Use of Properties*, Section IV, Paragraph A (<http://www.studentactivities.ucla.edu/>). Students who violate this policy are subject to University discipline.

Further, AB 1773 was signed into law on September 23, 2000, to be effective January 1, 2001. This State law amended the California Education Code as follows:

66450. (a) Except as authorized by policies developed by the University in accordance with subdivision (a) of Section 66452, no business, agency, or person, including, but not necessarily limited to, an en-

rolled student shall prepare, cause to be prepared, give, sell, transfer, or otherwise distribute or publish, for any commercial purpose, any contemporaneous recording of an academic presentation in a classroom or equivalent site of instruction by an instructor of record. The prohibition applies to a recording made in any medium, including but not necessarily limited to, handwritten or typewritten class notes.

The full text of AB 1773, including a description of civil penalties and the legal and financial remedies available to the University and an individual instructor for violations of this State law, can be found at <http://www.leginfo.ca.gov/>. This notice has been prepared for distribution to all UCLA students as requested by AB 1773.

Individual instructors retain intellectual property rights in lecture material, pursuant to U.S. copyright law and California Civil Code 980(a)(1). Misuse of course notes derived from lecture material may also subject an individual to legal proceedings brought by the instructor.

Pursuant to the guidelines reviewed by the UCLA Academic Senate (1973), lecture note subscription services are permitted, if authorized in advance by the University and if approved by the instructor. The Lecture Notes service offered by the Associated Students UCLA is currently authorized by the University to provide a course notes subscription service for particular classes. For such classes, the note taker is approved in advance by the instructor, and the instructor may review the notes before their distribution and sale through the UCLA Store Lecture Notes office in Ackerman Union. The list of classes with such a subscription service is available in Ackerman Union.

Nothing in this policy precludes an instructor from posting the course lecture notes, which they prepare or authorize to be prepared, on the UCLA-provided course website for the class, which the instructor controls. Students who are permitted by the instructor to review such course lecture notes are reminded that these policies apply to their use of any such course lecture notes posted on the course website by the instructor.

Nondiscrimination

The University of California, in accordance with applicable Federal and State Laws and University Policies, does not discriminate on the basis of race, color, national origin, religion, sex, disability, age, medical condition (cancer-related), ancestry, marital status, citizenship, sexual orientation, or status as a Vietnam-era veteran or special disabled veteran. The University also prohibits sexual harassment. This nondiscrimination policy covers admission, access, and treatment in University programs and activities.

Inquiries regarding the University's student-related nondiscrimination policies may be directed to the UCLA Campus Counsel, 3149 Murphy Hall, Box 951405, Los Angeles, CA 90095-1405, (310) 825-4042. Speech- and hearing-impaired persons may call TTY (310) 206-6083.

Inquiries regarding nondiscrimination on the basis of disability covered by the Americans with Disabilities Act (ADA) of 1990 or Section 504 of the Rehabilitation Act of 1973 may be directed to Douglas A. Martin, Special Assistant to the Chancellor/Coordinator of ADA and 504 Compliance, A239 Murphy Hall, UCLA, Box 951405, Los Angeles, CA 90095-1405, voice (310) 825-2242, TTY (310) 206-3349; <http://www.saonet.ucla.edu/ada.htm>.

Students may complain of any action which they believe discriminates against them on the ground of race, color, national origin, marital status, sex, sexual orientation, disability, or age and may contact the Office of the Dean of Students, 1206 Murphy Hall, and/or refer to Section 111.00 of the *University of California Policies Applying to Campus Activities, Organizations, and Students* (available in 1206 Murphy Hall or at <http://www.ucop.edu/ucophome/uwnews/aospol/toc.html>) for further information and procedures.

Student Conduct Policies

Students are members of both society and the academic community with attendant rights and responsibilities. Students are expected to comply with the general law, University policies, and campus regulations.

A. Jurisdiction

The University shall have jurisdiction over student conduct that occurs on University property, or in connection with official University functions whether on or off University property. Although the University will not routinely invoke its disciplinary processes over student conduct that occurs off campus except in connection with an official University function, the University shall have discretion to exercise jurisdiction over conduct that occurs off campus and that would violate student conduct and discipline policies or regulations if the conduct had occurred on campus when

1. The alleged misconduct indicates the student poses a threat to the safety or security of any member(s) of the University community or
2. The alleged misconduct involves academic work or the forgery, alteration, or misuse of any University document, record, key, electronic device, or identification.

Specifically, the University may choose to exercise jurisdiction over off-campus incidents under item 1 above where the alleged misconduct involves

- a. Physical abuse, including but not limited to rape, sexual assault, sex offenses, and other physical assault; threats of violence; or conduct that threatens the health or safety of any person;
- b. Stalking (as defined in Section 102.10 of the *University of California Policies Applying to Campus Activities, Organizations, and Students*);
- c. Sexual harassment (as defined in Section 102.09 of the *University of California Policies Applying to Campus Activities, Organizations, and Students*);
- d. Hazing or any method of initiation or preinitiation into a campus organization or any activity engaged in by the organization or members of the organization which causes, or is likely to cause, bodily danger, physical harm, or personal degradation or disgrace resulting in physical or mental harm to any student or other person.

In determining whether or not to exercise off-campus jurisdiction in cases under item 1 above, the University will consider the seriousness of the alleged misconduct; whether the alleged victim is a member of the campus community; the ability of the University to gather evidence, including the testimony of witnesses; or whether the off-campus conduct is part of a series of actions that occurred both on and off campus.

This section is intended only to provide guidance for the exercise of discretion by the University in invoking its jurisdiction over conduct that occurs off campus. It may not be relied on by any student charged under this section to create any rights, substantive or procedural, or as a basis for a challenge to the exercise of the University's jurisdiction.

B. Grounds for Discipline

The chancellor may impose discipline for violation of, or an attempt to violate, any University policies or campus regulations. The lack of intent to commit a violation is not a factor in determining if a violation occurred; however, the lack of intent may be considered a mitigating factor in determining the appropriate sanction if it has been determined that a violation has occurred. Violations or attempted violations include, but are not limited to, the following types of misconduct (Sections 102.01 through 102.25 below are adapted from the *University of California Policies Applying to Campus Activities, Organizations, and Students*):

C. Types of Misconduct

102.01: Academic Dishonesty. All forms of academic misconduct, including but not limited to cheating, fabrication, plagiarism, multiple submissions, or facilitating academic dishonesty. For the purposes of this Code, the following definitions apply:

102.01a: Cheating. Cheating includes, but is not limited to, the use of unauthorized materials, information, or study aids in any academic exercise; or helping another student commit an act of academic fraud; or the failure to observe the expressed procedures or instructions of an academic exercise (e.g., examination instructions regarding alternate seating or conversation during an examination).

102.01b: Fabrication. Fabrication includes, but is not limited to, falsification or invention of any information or citation in an academic exercise.

102.01c: Plagiarism. Plagiarism includes, but is not limited to, the use of another's words or ideas as if they were one's own; including but not limited to representing, either with the intent to deceive or by the omission of the true source, part of or an entire work produced by someone other than the student, obtained by purchase or otherwise, as the student's original work; or representing the identifiable but altered ideas, data, or writing of another person as if those ideas, data, or writing were the student's original work.

102.01d: Multiple Submissions. Multiple submissions includes, but is not limited to, the resubmission by a student of any work which has been previously submitted for credit in identical or similar form in one course to fulfill the requirements of a second course, without the informed permission/consent of the instructor of the second course; or the submission by a student of any work submitted for credit in identical or similar form in one course to fulfill the requirements of a concurrent course, without the permission/consent of the instructors of both courses.

102.02: Other Forms of Dishonesty. Other forms of dishonesty, including but not limited to fabricating information or knowingly furnishing false information or reporting a false emergency to the University or to University officials acting in the performance of their duties.

102.03: Forgery. Forgery, alteration, or misuse of any University document, record, key, electronic device, or identification. Section 102.03 applies to any individual for whom the University maintains records, regardless of current student status.

102.04: Theft. Theft of, conversion of, misappropriation of, or damage to or destruction of any property of the University or property of others while on University premises or at official University functions; or possession of any property of the University or others stolen while on University premises or at official University functions.

102.05: Computers. Theft or other abuse of computing facilities or computer time, including but not limited to unauthorized entry into a file to use, read, or change the contents or for any other purpose; unauthorized transfer of a file; unauthorized use of another individual's identification or password; use of computing facilities to interfere with the work of another student, faculty member, or University official; use of computing facilities to interfere with a University computing system. Violation of the *University of California Electronic Communications Policy* (available at <http://www.ucop.edu/ucophome/policies/ec/>), or of any UCLA acceptable or allowable use policy, is also considered a violation of Section 102.05.

102.06: Unauthorized Conduct. Unauthorized possession of, receipt of, duplication of, or use of the University's name, insignia, or seal. Unauthorized entry to, possession of, receipt of, or use of any University properties, equipment, resources, or services. Selling or distributing course lecture notes, handouts, readers, or other information provided by an instructor, or using them for any commercial purpose, without the express permission of the instructor. Selling commencement tickets.

102.07: University-Owned Housing. Violation of policies, regulations, or rules governing University-owned or operated housing facilities or leased housing facilities located on University property.

102.08: Physical Abuse. Physical abuse, including but not limited to rape, sexual assault, sex offenses, and other physical assault; threats of violence; or conduct that threatens the health or safety of any person.

102.08a: Rape. For the purposes of this Code, rape refers to "rape" as defined by the California Penal Code (as it may be amended from time to time). Among other acts, the Penal Code prohibits the following acts:

1. Sexual intercourse against a person's will accomplished by force or threats of bodily injury
2. Sexual intercourse against a person's will where the person has reasonable fear that she (or he) or another will be injured if she (or he) does not submit to the intercourse
3. Sexual intercourse where the person is incapable of giving consent, or is prevented from resisting, due to alcohol or drugs, and this condition was known, or reasonably should have been known by the accused
4. Sexual intercourse where the person is incapable of resisting because she (or he), at the time, is unconscious or asleep, and this is known to the accused

102.08b: Sexual Assault. The act of sexual assault includes forced sodomy (anal intercourse); forced oral copulation (oral-genital contact); rape by foreign object (forced penetration by a foreign object, including a finger); and sexual battery (the unwanted touching of an intimate part of another person for the purpose of sexual arousal). These also include situations when the accused sexually assaults a complainant incapable of giving consent, including where the complainant is prevented from resisting due to alcohol or drugs and this condition was known, or reasonably should have been known by the accused. NOTE: For the purpose of this regulation, students should understand that

1. Forced intercourse or other unwanted sexual contact is defined as rape or sexual assault whether the assailant is a stranger or an acquaintance of the complainant
2. Intoxication of the assailant shall not diminish the assailant's responsibility for sexual assault

102.09: Sexual Harassment. Unwelcome sexual advances, requests for sexual favors, and other verbal or physical conduct of a sexual nature constitute sexual harassment when

1. Submission to such conduct is made either explicitly or implicitly a term or condition of instruction, employment, or participation in other University activity;
2. Submission to or rejection of such conduct by an individual is used as a basis for evaluation in making academic or personnel decisions affecting an individual; or
3. Such conduct has the purpose or effect of unreasonably interfering with an individual's performance or creating an intimidating, hostile, or offensive University environment.

In determining whether the alleged conduct constitutes sexual harassment, consideration shall be given to the record of the incident as a whole and to the totality of the circumstances, including the context in which the alleged incidents occurred.

102.10: Stalking. Stalking behavior in which an individual willfully, maliciously, and repeatedly engages in a knowing course of conduct directed at a specific person which reasonably and seriously alarms, torments, or terrorizes the person, and which serves no legitimate purpose.

102.11: "Fighting Words." The use of "fighting words" by students to harass any person(s) on University property, on other property to which these policies apply, or in connection with official University functions or University-sponsored programs. "Fighting words" are those personally abusive epithets which, when directly addressed to any ordinary person are, in the context used and as a matter of common knowledge, inherently likely to provoke a violent reaction whether or not they actually do so. Such words include, but are not limited to, those terms widely recognized to be derogatory references to race, ethnicity, religion, sex, sexual orientation, disability, and other

personal characteristics. "Fighting words" constitute "harassment" when the circumstances of their utterance create a hostile and intimidating environment which the student uttering them should reasonably know will interfere with the victim's ability to pursue effectively his or her education or otherwise to participate fully in University programs and activities.

102.12: Hazing. Hazing or any method of initiation or preinitiation into a campus organization or any activity engaged in by the organization or members of the organization which causes, or is likely to cause, bodily danger, physical harm, or personal degradation or disgrace resulting in physical or mental harm to any student or other person.

102.13: Obstruction or Disruption. Obstruction or disruption of teaching, research, administration, disciplinary procedures, or other University activities.

102.14: Disorderly Conduct. Disorderly or lewd conduct.

102.15: Disturbing the Peace. Participation in a disturbance of the peace or unlawful assembly.

102.16: Failure to Comply. Failure to identify oneself to, or comply with directions of, a University official or other public official acting in the performance of their duties while on University property or at official University functions, or resisting or obstructing such University or other public officials in the performance of or the attempt to perform their duties.

102.17: Controlled Substances. Unlawful manufacture, distribution, dispensing, possession, use, or sale of, or the attempted manufacture, distribution, dispensing, or sale of controlled substances, identified in Federal and State law or regulations.

102.18: Alcohol. Manufacture, distribution, dispensing, possession, use, or sale of, or the attempted manufacture, distribution, dispensing, or sale of alcohol which is unlawful or otherwise prohibited by, or not in compliance with, University policy or campus regulations.

102.19: Destructive Devices. Possession, use, storage, or manufacture of explosives, firebombs, or other destructive devices.

102.20: Weapons. Except as expressly permitted by law, possession, use, storage, or manufacture of a firearm or other weapon capable of causing bodily injury.

102.21: Violation of Disciplinary Conditions. Violation of the conditions contained in the terms of a disciplinary action imposed under this Code.

102.22: Violation of Emergency or Interim Suspension Conditions. Violation of the conditions contained in a written Notice of Emergency or Interim Suspension issued pursuant to Section IV of this Code.

102.23: Violation of Campus Restraining Order. Violation of the conditions contained in a written Campus Restraining Order issued pursuant to Section III.A.2.a.(1) of this Code.

102.24: University Properties. Using University properties for the purpose of organizing or carrying out unlawful activity.

102.25: Violations of Law. Violation of Federal, State, or local laws.

Rape and Other Forms of Sexual Assault

UCLA does not tolerate sexual assault in any form, including rape, acquaintance rape, or date rape. Where there is probable cause to believe that the campus regulations prohibiting sexual assault have been violated, the campus pursues disciplinary actions which may include sanctions up to and including dismissal from the University.

A student charged with sexual assault can be prosecuted under California criminal statutes and disciplined under the campus student conduct policies and regulations. Even if the criminal justice authorities choose not to prosecute, the campus can pursue disciplinary action.

Definitions

For detailed definitions of **rape** and **sexual assault**, refer to Sections 102.08a and 102.08b of the Student Conduct Policies listed above.

If a Person Has Been Raped or Sexually Assaulted

Those who believe that they are the victims of rape or other forms of sexual assault should

1. **Immediately call the police department.** If possible, call 911 or the UCLA Police Department at (310) 825-1491; see <http://www.ucpd.ucla.edu/>
2. **Get medical attention.** Campus police will provide transportation to the Santa Monica UCLA Medical Center Emergency Room for emergency medical treatment and evidence collection. A counselor from the Santa Monica Rape Treatment Center will be available at that time, free of charge

Utilize campus and community support services:

1. **Contact a Rape Services Consultant (RSC)** at the Center for Women and Men. RSCs have expertise in working with victims of rape or sexual assault. They can discuss options and alternatives, help identify the most appropriate support services, and provide information about medical care, psychological counseling, academic assistance, legal options, how to file a police report, and how to file a complaint through the Office of the Dean of Students. RSCs are available to assist UCLA faculty, staff, and students regardless of where or when the assault occurred. For assistance, contact the Center for Women and Men at (310) 825-3945 or go to 2 Dodd Hall and ask to speak to an RSC.
2. **Contact the Rape Treatment Center** at Santa Monica UCLA Medical Center (310-319-4000) for free emergency medical treatment and counseling services.

Campus Discipline Process When the Assailant Is a Student

Those who believe that they are the victims of rape or other forms of sexual assault by a student on University properties or in conjunction with an official University function may file a complaint directly with the Office of the Dean of Students, 1206 Murphy Hall.

Cases referred to the Office of the Dean of Students are treated under the hearing procedures set forth in the *UCLA Student Conduct Code*. Where the allegation is of rape or other forms of sexual assault, and the case is referred to the Student Conduct Committee, the following *additional* procedures shall apply:

1. The complainant shall be entitled, for support, to have up to two persons of the complainant's choice accompany the complainant to the hearing. A support person may be called as a witness, and the fact that he or she is to act as a witness shall not preclude that person's attendance throughout the entire hearing. If a support person is also a witness, the committee chair (or the hearing officer) may require him or her to testify prior to the complainant. Neither of these persons shall be entitled to represent or defend the complainant. Similar rights shall be afforded to the accused student.
2. The complainant shall have the right to be present during the entire hearing, notwithstanding the fact that the complainant is to be called as a witness.
3. Evidence of the complainant's past sexual history, including opinion evidence, reputation evidence, and evidence of specific instances of the complainant's sexual conduct, shall not be admissible by the accused student unless the committee chair or hearing officer makes a specific finding of relevance after an offer of proof by the accused student. Under no circumstances is past sexual history admissible to prove consent. The offer of proof must be made and resolved by the panel before the complainant testifies.
4. The hearing shall be closed to spectators.

Harassment

Sexual Harassment

Every member of the campus community should be aware that the University is strongly opposed to sexual harassment and that such behavior is prohibited both by law and by University policy.

Definitions

For detailed definitions of **sexual harassment**, refer to Section 102.09 of the Student Conduct Policies listed above.

Complaint Resolution

Experience has demonstrated that many complaints of sexual harassment can be effectively resolved through informal intervention. Individuals who experience what they consider to be sexual harassment are advised to confront the alleged offender immediately and firmly.

Additionally, an individual who believes that she or he has been sexually harassed may contact the alleged offender's supervisor and/or a Sexual Harassment Information Center counselor for help and information regarding sexual harassment complaint resolution or grievance procedures at one of the locations listed below as determined by the complainant's status at the University at the time of the alleged incident:

1. Academic Personnel, Assistant to the Vice Chancellor — Academic Personnel, 3109 Murphy Hall, (310) 794-4217
2. Campus Human Resources/Employee and Labor Relations, Manager, 200 UCLA Wilshire Center, (310) 794-0860
3. Center for Student Programming, Associate Director, 105 Kerckhoff Hall, (310) 825-7041
4. Center for Women and Men, Director, 2 Dodd Hall, (310) 825-3945
5. Office of the Dean of Students, Assistant Dean of Students, 1206 Murphy Hall, (310) 825-3871
6. Graduate Division, Office Manager, 1237 Murphy Hall, (310) 825-4383
7. Healthcare Human Resources, Employee Relations Manager, 924 Westwood Boulevard, Suite 200, (310) 794-0500
8. Neuropsychiatric Hospital, Administration/Human Resources Associate Director, B7-370 NPI&H, (310) 206-5258
9. Office of Ombuds Services, 105 Strathmore Building, (310) 825-7627
10. Office of Residential Life, Judicial Coordinator, Residential Life Building, (310) 825-3401
11. Santa Monica UCLA Medical Center, Healthcare Human Resources Manager, 1250 16th Street., Santa Monica 90404, (310) 319-4351
12. School of Dentistry, Assistant Dean, Student and Alumni Affairs, A3-042 Dentistry, (310) 825-7146; Student and Alumni Affairs Counselor, 23-087 Dentistry, (310) 825-5248
13. School of Medicine, Human Resources Director, 924 Westwood Boulevard, Suite 540, (310) 794-6802; Senior Associate Dean of Student Affairs/Graduate Medical Education, 12-139 Center for the Health Sciences, (310) 825-6774; Dean's Office, Special Projects Director, 12-138 Center for the Health Sciences, (310) 794-1958
14. Staff Affirmative Action Office, Staff Affirmative Action Officer, 1103 Ueberroth Building, (310) 825-0751
15. Student Psychological Services, Director, 4223 Math Sciences, (310) 825-0768
16. University Extension, Human Resources Director, 629 UNEX Building, (310) 825-4287; Student Services Director, 214 UNEX Building, (310) 825-2656

Other Forms of Harassment

The University strives to create an environment which fosters the values of mutual respect and tolerance and is free from discrimination based on race, ethnicity, sex, religion, sexual orientation, disability, age, and other personal characteristics. Certainly harassment, in its many forms, works against those values and often corrodes a person's sense of worth and interferes with one's ability to participate in University programs or activities. While the University is committed to the free exchange of ideas and the full protection of free expression, the University also recognizes that words can be used in such a way that they no longer express an idea, but rather injure and intimidate, thus undermining the ability of individuals to participate in the University community. The *University of California Policies Applying to Campus Activities, Organizations, and Students* (hereafter referred to as *Policies*) presently prohibit a variety of conduct by students which, in certain contexts, may be regarded as harassment or intimidation.

For example, harassing expression which is accompanied by physical abuse, threats of violence, or conduct that threatens the health or safety of any person on University property or in connection with official University functions may subject an offending student to University discipline under the provisions of Section 102.08 of the *Policies*.

Similarly, harassing conduct, including symbolic expression, which also involves conduct resulting in damage to or destruction of any property of the University or property of others while on University premises may subject a student violator to University discipline under the provisions of Section 102.04 of the *Policies*.

Further, under specific circumstances described in the *Universitywide Student Conduct Harassment Policy*, students may be subject to University discipline for misconduct which may consist solely of expression. Copies of this *Policy* are available in the Office of the Dean of Students, 1206 Murphy Hall, or in any of the Harassment Information Centers listed below:

1. Center for Women and Men, 2 Dodd Hall, (310) 825-3945, <http://www.thecenter.ucla.edu/>
2. Office of Fraternity and Sorority Relations, 105 Kerckhoff Hall, (310) 825-6322, <http://www.greeklife.ucla.edu/>
3. Office of International Students and Scholars, 106 Bradley Hall, (310) 825-1681, <http://www.intl.ucla.edu/home.htm>
4. Office of Ombuds Services, 105 Strathmore Building, (310) 825-7627, <http://www.saonet.ucla.edu/ombuds/>
5. Office of Residential Life, Residential Life Building, (310) 825-3401, <http://www.orl.ucla.edu/>
6. Student Psychological Services, 4223 Math Sciences, (310) 825-0768, or A3-062 Center for the Health Sciences, (310) 825-7985, <http://www.saonet.ucla.edu/sps.htm>

Complaint Resolution

One of the necessary measures in our efforts to assure an atmosphere of civility and mutual respect is the establishment of procedures which provide effective informal and formal mechanisms for those who believe that they have been victims of any of the above misconduct.

Many incidents of harassment and intimidation can be effectively resolved through informal means. For example, an individual may wish to confront the alleged offender immediately and firmly. An individual who chooses not to confront the alleged offender and who wishes help, advice, or information is urged to contact any of the Harassment Information Centers listed immediately above.

In addition to providing support for those who believe they have been victims of harassment, Harassment Information Centers offer persons the opportunity to learn about the phenomena of harassment and intimidation; to understand the formal and informal mechanisms by which misunderstandings may be corrected and, when appropriate, student perpetrators may be disciplined; and to consider which of the available options is the most useful for the particular circumstances.

With regard to the *Universitywide Student Conduct Harassment Policy*, complainants should be aware that not all conduct which is offensive may be regarded as a violation of this *Policy* and may, in fact, be

protected expression. Thus, the application of formal institutional discipline to such protected expression may not be legally permissible. Nevertheless, the University is committed to reviewing any complaint of harassing or intimidating conduct by a student and intervening on behalf of the complainant to the extent possible.

Disclosure of Student Records

Pursuant to the Federal Family Educational Rights and Privacy Act, the California Education Code, and the University of California Policies Applying to the Disclosure of Information from Student Records, students at UCLA have the right to

1. Inspect and review records pertaining to themselves in their capacity as students, except as the right may be waived or qualified under Federal and State Laws and University Policies
2. Have withheld from disclosure, absent their prior consent for release, personally identifiable information from their student records, except as provided by the Federal and State Laws and University Policies
3. Inspect records maintained by UCLA of disclosures of personally identifiable information from their student records
4. Seek correction of their student records through a request to amend the records or, if such request is denied, through a hearing
5. File complaints with the U.S. Department of Education regarding alleged violations of the rights accorded them by the Federal Act

UCLA, in accordance with the Federal and State Laws and the University Policies, has designated the following categories of personally identifiable information as "public information" which UCLA may release and publish without the student's prior consent: name, address (local/mailling, permanent, and/or e-mail), telephone numbers, major field of study, dates of attendance, number of course units in which enrolled, degrees and honors received, the most recent previous educational institution attended, participation in officially recognized activities (including intercollegiate athletics), and the name, weight, and height of participants on intercollegiate athletic teams.

Students who do not wish certain items (i.e., name, local/mailling, permanent, and/or e-mail address, telephone numbers, major field of study, dates of attendance, number of course units in which enrolled, and degrees and honors received) of this "public information" released and published may so indicate through URSA OnLine (<http://www.ursa.ucla.edu/>). To restrict the release and publication of the additional items in the category of "public information," complete the UCLA FERPA Restriction Request form available from Enrollment and Degree Services, 1113 Murphy Hall.

Student records which are the subject of the Federal and State Laws and the University Policies may be maintained in a variety of offices, including the Registrar's Office, Office of the Dean of Students, UCLA Career Center, Graduate Division, and the offices of a student's College or school and major department. Students are referred to the *UCLA Campus and CHS Directory* which lists all the offices that may maintain student records, together with their campus address and telephone number. Students have the right to inspect their student records in any such office subject to the terms of the Federal and State Laws and the University Policies. Inspection of student records maintained by the Registrar's Office is by appointment only and must be arranged three working days in advance. Call (310) 825-3801 or inquire at Academic Record Services, 1134 Murphy Hall.

A copy of the Federal and State Laws, the University Policies, and the *UCLA Campus and CHS Directory* may be inspected in the office of the Information Practices Coordinator, 600 UCLA Wilshire Center. Information concerning students' hearing rights may be obtained from that office and from the Office of the Dean of Students, 1206 Murphy Hall.

In addition to the public information described above, information related to students' Social Security number, sex, and marital status, and

the name(s), address(es), and telephone number(s) of their parents or next of kin are made available to the UCLA External Affairs Department for use in alumni, development, and public relations activities. To restrict the release of this additional information, complete a Request for External Affairs Information Restriction form available from Enrollment and Degree Services, 1113 Murphy Hall.

Emergencies

Students should be familiar with safety instructions posted in classrooms, laboratories, and other campus facilities. Be prepared to respond safely and appropriately to a fire, earthquake, toxic spill, or accident.

At UCLA, 911 is the "all-purpose" emergency phone number. You do not need to dial an outside line from a campus phone, and you do not need any coins to dial 911 from a pay phone. When you call 911, try to remain calm and do not hang up until you answer all of the operator's questions.

You may also obtain general instructions during a major emergency by calling the 24-hour emergency hot line at (800) 900-UCLA and by listening to the UCLA emergency radio at AM810. See <http://www.ehs.ucla.edu/> for more information.

Here are some general guidelines for specific emergencies:

Earthquake

When an earthquake hits, take cover immediately. If you are indoors, get under a desk or table, or between seating rows in a lecture hall. DO NOT RUN OUTSIDE. If you are in a hallway or if you are outside, move to an open area quickly and drop to the ground, covering your head and neck as best you can. If you are in your car, stop carefully and stay in the car.

After the shaking stops, check for injuries. Do not use telephones for personal calls, as this overloads phone lines and prevents emergency personnel from reporting injuries. After a severe quake at UCLA, department heads and emergency coordinators will lead building evacuations. Do not use elevators. Go to campus evacuation areas, which are wide open spaces like the quads, athletic fields, and uncovered

parking lots. Wait for instructions before entering buildings or parking structures. Refrain from spreading rumors and do not go sightseeing. Remain calm and help others.

You can learn more about earthquakes by accessing the Southern California Earthquake Center at <http://scec.ess.ucla.edu/>.

Fire

If you see a fire, close the door where the fire is located, activate the nearest alarm, and call 911. When you sound the alarm or hear the alarm signal, get out of the building as quickly and calmly as possible. Do not use the elevators. Do not reenter the building until the all-clear signal has been given by emergency personnel.

UCLA does not expect students or employees to fight fires. Use a fire extinguisher only if you have had the training and you feel it is safe to do so. Be aware of campus fire alarm and extinguisher locations before a fire occurs.

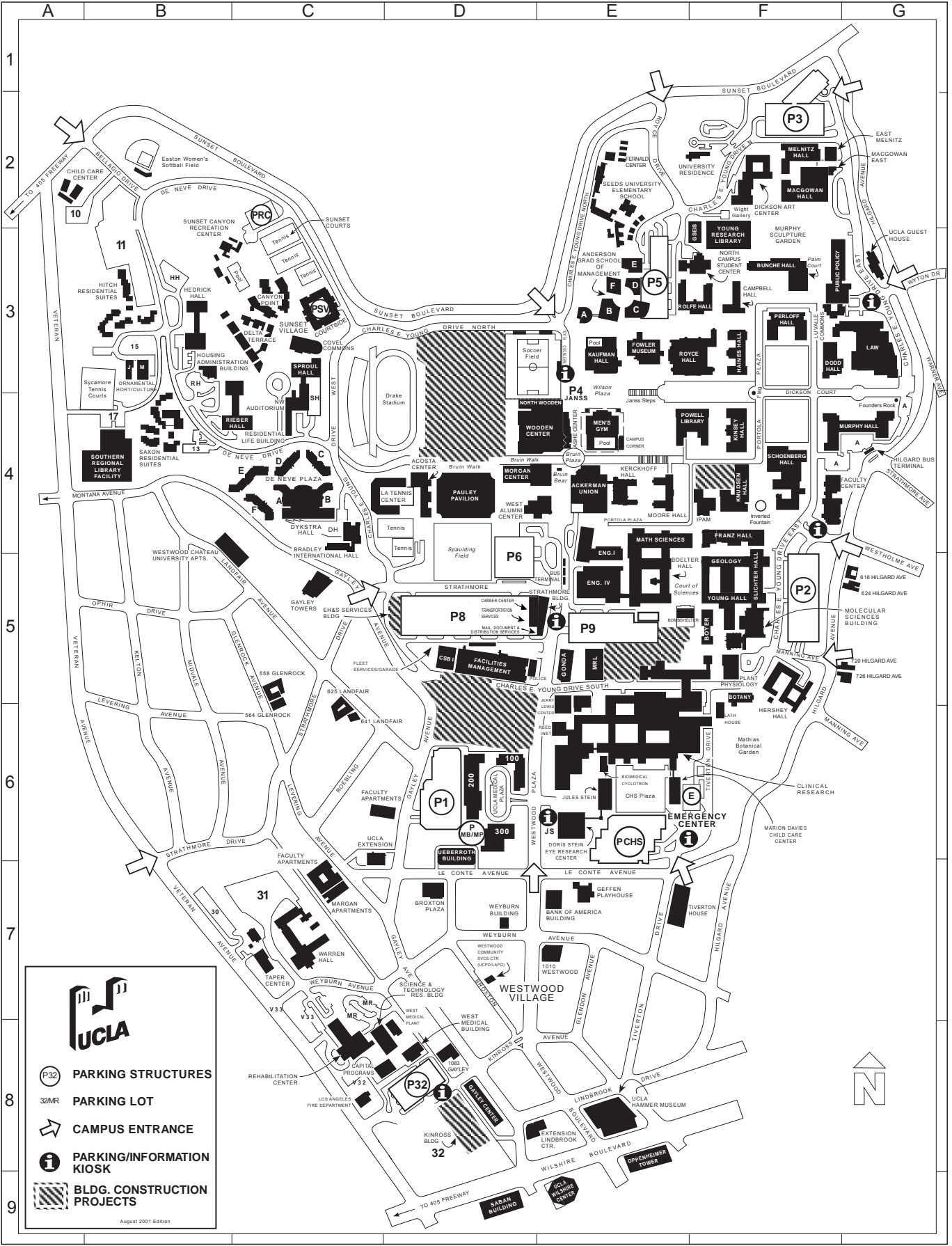

Hazardous Spills

Noxious odors may or may not indicate a toxic spill. Do not attempt to clean up any hazardous material spill involving toxic, chemical, radioactive, infectious, or flammable materials. If a spill occurs in a classroom or laboratory, alert the supervisor or laboratory manager. Call (310) 825-5689 (UCLA Office of Environment, Health, and Safety) or 911 (after hours) if the spill happens outdoors or in an unsupervised area.

Accidents

Call 911 immediately to get assistance. If you are qualified to do so, give first aid to injured persons. Do not attempt to move the seriously injured.

Basic emergency care training is available through the Red Cross at (310) 445-9900. For further information about emergency preparedness, call the UCLA Office of Environment, Health, and Safety at (310) 825-5689.

P32 PARKING STRUCTURES

32MR PARKING LOT

➔ CAMPUS ENTRANCE

i PARKING/INFORMATION KIOSK

▨ BLDG. CONSTRUCTION PROJECTS

August 2001 Edition



A

Academic Advancement Program (AAP), 153
 academic counseling, 153
 academic policies, 33
 academic transcript, 26
 accidents, 164
 address change, 11
 admission and enrollment policies, 33
 alternative examination dates, policy on, 45
 Arthur Ashe Student Health and Wellness Center, 27
 ASK peer counselors, 153
 auditing classes, 159
 AutoPay, 11

B

bank loans and electronic processing, 13
 BAR statement, 11
 billing,
 BAR statement, 11
 billing statement, see BAR statement
 billing, 11 11
 Bruin Direct, 11, 13
 Bruin OnLine, 24
 BruinCard, 29
 buildings, names and abbreviations, 44

C

calendar, 4–5
 cancellation of registration, 12
 candidacy, declaration of, 34
 Career Center, 29
 Center for Student Programming, 27
 Center for Women and Men, 27
 change of address, 11
 on URSA OnLine, 22
 change of name, 26
 class attendance, 159
 class levels, 35
 class listings, 42
 class notes, 159
 commuter services, 28
 computer laboratories, 24
 concurrent enrollment, 33
 counseling
 Academic Advancement Program, 153
 academic counseling directory, 153
 academic, 153
 Letters and Science counseling services, 153
 course listing format,
 schedule format at a glance, 42
 course materials fees, 6
 course materials, 29
 Cultural and Recreational Affairs, 27
 current-term degree candidate, 17
 CyberPay, 11

D

Dashew International Student Center, 28
 Dean of Students, 27
 debt management session, 14
 declaration of candidacy, 34
 degree checks, 34
 degree policies, 34
 Degree Progress Report (DPR), 34
 departmental courses and seminars, 37

diplomas, 36
 disabilities
 Disabilities and Computing Program, 28
 services for students, 27
 discipline process (for sexual assault), 162
 disclosure of student records, 163
 distance learning at UCLA, 39
 drop procedures, 19
 impacted courses, 19
 nonimpacted courses, 19

E

earthquake, emergency procedures, 164
 educational tax benefits, 15
 emergencies
 accidents, 164
 earthquake, 164
 fire, 164
 hazardous spills, 164
 enforced requisites, 18
 enrollment, 6, 17
 199 courses, 18
 appointments, 17
 concurrent, 33
 enrollment petitions, 19
 graduate student one-pass system, 17
 in-person, 17
 policies, 33
 restricted classes, 18
 undergraduate two-pass system, 17
 URSA, 17
 exit interview, 14
 extramural support, 15

F

Federal Family Educational Loan Program (FFELP), 14
 Fee Deferrals, 12
 Fees
 Student Health Insurance Plan, 6

fees
 deferrals, 15
 Spring Quarter 2002, 8–9
 late payment, 11
 miscellaneous, 10
 payment methods, 11
 remissions, 14
 Student Health Insurance Plan, 6
 waiver requests, 6
 field studies/internships, 39

final examinations,
 policy on alternate dates, 45
 policy, 45

financial aid
 distribution through BAR, 13
 online services, 13
 Financial Aid Office, 13
 financial support, 13

G

graduate
 class levels, 35
 leaves of absence, 12
 registration and readmission, 33
 student enrollment, 17
 Graduate Student Support office, 14
 graduation
 final degree audits, 35

in absentia, 34
 tips for graduating seniors, 35

H

harassment, 162
 hazardous spills, 164
 holds, 6
 on URSA, 22
 honors, 35
 Hope Scholarship Tax Credit, 15
 Housing Services, 27
 housing, on campus, 27

I

impacted courses, 18
 in absentia graduation, 34
 in-person enrollment, 17
 Instructional Enhancement Initiative, 25
 Insurance, Student Health Insurance Plan, 6
 intercampus visitor program, 33
 internships/field studies, 39

L

late payment
 after Friday of the second week, 12
 late study lists, 19
 Lesbian, Gay, Bisexual, and Transgender Campus Resource Center, 27
 Letters and Science counseling services, 153
 Letters and Science Writing II Courses, 39
 libraries, 27
 Lifetime Learning Credit, 15
 loans
 fund distribution, 14
 short term educational, 14
 unit requirement, 14

M

master's degrees, 36
 minors, 34
 miscellaneous fees, 10
 MyUCLA, 25

N

name change, 26
 newsgroups, 25
 nondiscrimination, 159

O

off-campus housing, 27
 Office of International Students and Scholars, 28
 official notices, 159
 official publications, 159
 official study list changes, 18
 official transcripts, (academic and verification), 26
 Ombuds Services, 28
 on-campus housing, 27
 one-pass system, graduate students, 17
 online course listings, 42

P

parking and commuter services, 28
 parking permits, 28
 paying fees, 11
 peer counseling, 153
 policies
 academic, 33

admission and enrollment, 33
 alternate examination dates, 45
 final examinations, 45
 student conduct, 160
 privacy release, disclosure of student records, 163
 Professional Schools Seminar Program, 41
 publications, official, 159

R

readmission
 graduate, 33
 undergraduate, 33
 reduced fee programs, 6
 refunds, 12
 Registrar's Office services, 26
 registration, 6
 cancellation, 12
 confirmation, 11

S

satisfactory progress (for financial aid recipients), 13
 Scholarship Resource Center, 13
 scholarships for undergraduate students, 13
 services
 Ashe Student Health and Wellness Center, 27
 Bruin OnLine, 24
 campus computer laboratories, 24
 computer laboratories, 24
 housing, 27
 international students, 28
 L&S counseling, 153
 Lesbian, Gay, Bisexual, and Transgender Campus Resource Center, 27

Office of Ombuds Services, 28
 parking and commuter, 28
 Registrar's Office, 26
 student legal, 28
 student psychological, 28
 students with disabilities, 27
 short-term loans, 14
 Special Programs, 37
 Spring Quarter 2002
 class listings, 42
 fee charts, 8–9
 final examination chart, 45
 sponsored student information, 16
 student conduct policies, 160
 Student Health Service, 27
 Student Legal Services, 28
 Student Loan Interest Deduction, 15
 Student Loan Services, 14
 Student Psychological Services, 28
 student records, disclosure of, 163
 Student Services, 26
 study list, official, 18
 changes to, 18
 late study lists, 19

T

tax benefits for education, 15
 textbooks and course materials, 29
 transcripts, 36
 academic 26
 verification, 26
 tuition
 for students advanced to doctoral candidacy, 12, 33

U

UCLA BruinCard, 29

UCLA Career Center, 29
 UCLA homepage, 25
 UCLA Online, 24
 UCLA Store, 29
 UCLA Student Billing Statement, see BAR statement
 undergraduate
 class levels, 35
 degrees, 34
 readmission, 33
 scholarships, 13
 two pass enrollment system, 17
 university buildings, 44
 University Records System Access
 see URSA
 URSA, 7, 22
 appointment information, 17
 appointment times, 21
 enrollment, 17
 OnLine, 22
 CyberPay, 11
 security, 22
 study list changes, 20
 Telephone, 23

V

verification transcripts, 26
 visitor program, intercampus, 33

W

wait lists, 17
 withdrawal, 12, 13
 Writing II Courses, 39